

# DSHS Region 8 COVID-19 Epi Update

**Coronavirus Update**  
09/04/20



# 71586 Total Cases

RHMOCCases include all COVID-19 investigations not performed by the following counties: Bexar, Comal, Dewitt, Goliad, LaSalle, Maverick, Val Verde, and Victoria

# Texas Health Trace

# 248 Active

# 25920 Case Contact Referrals

# New Cases Today 232

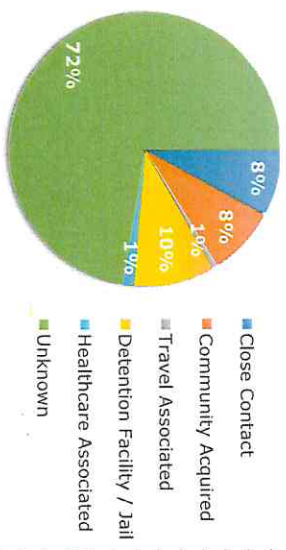
11181 Total RHMOCC Investigations

17 New Recovered 186 Deaths


Texas 625,357 Confirmed Probable 6,132,074 Active Recovered 26,171,112

USA World

## Exposure Source of RHMOCC Cases

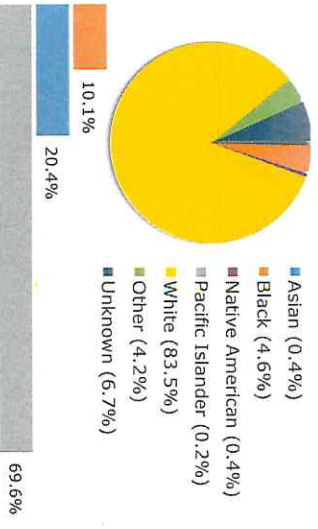


## Age Distribution of RHMOCC Cases



County	Pending Investigation	Confirmed	Probable	Active	Recovered	Deaths	Total	+New
Atascosa	64	514	64	15	615	12	642	-
Bandera	12	97	7	3	112	1	116	-
Bexar	0	38467	8603	3220	40896	851	47070	+157
Calhoun	56	558	7	25	591	5	621	-
Comal	0	2440	631	288	2672	111	3071	+21
Dewitt	0	845	0	93	717	35	845	+21
Dimmit	18	154	2	13	161	0	174	-
Edwards	5	29	0	0	34	0	34	-
Frio	40	508	16	9	551	4	564	-
Gillespie	11	194	8	6	205	2	213	+1
Goliad	1	121	35	5	149	3	157	-
Gonzales	67	752	19	10	819	9	838	+1
Guadalupe	188	1715	163	12	2013	41	2066	-
Jackson	58	447	2	18	482	7	507	-
Karnes	31	295	5	10	313	8	331	+1
Kendall	31	167	36	4	228	2	234	-
Keitt	29	410	21	6	448	6	460	-
Kinney	2	21	0	0	23	0	23	-
LaSalle	0	101	7	3	102	3	108	-
Lavaca	109	579	12	19	673	8	700	-
Maverick	0	3335	0	449	2793	93	3335	-
Medina	10	744	242	30	940	26	996	+1
Morisk	14	91	1	1	104	1	106	-
Real	14	719	26	27	690	28	745	+4
Uvalde	0	1957	0	322	1547	88	1957	-
Val Verde	0	3852	6	128	3659	71	3858	+16
Victoria	0	480	28	5	548	20	573	+4
Willson	23	243	8	9	262	3	274	-
Zavala	0	787	0	18	769	0	787	+3
TDCJ	23	138	0	3	158	0	161	+2
ICE	2	18	0	0	20	0	20	-
Other	859	60778	9949	4751	63294	1438	71586	+232

## Race/Ethnicity of RHMOCC Cases



## RHMOCC Cases By Sex

