

Comanche County
Fiscal Year 2022-2023
Budget Cover Page

This budget will raise more revenue from property taxes than last year's budget by an amount of \$453,006, which is a 6.26 percent increase from last year's budget. The property tax revenue to be raised from new property added to the tax roll this year is \$156,811.00.

The members of the governing body voted on the budget as follows:

FOR: Judge Stephanie L. Davis, Commissioner Gary "Corky" Underwood, Commissioner Russell Gillette, Commissioner Sherman Sides

AGAINST: Commissioner Jimmy Dale Johnson

PRESENT & not voting: None

ABSENT: None

Property Tax Rate Comparison

	2022-2023	2021-2022
Property Tax Rate:	\$0.586705/100	\$0.625729/100
No-New-Revenue Tax Rate:	\$0.561685/100	\$0.596868/100
No-New-Revenue Maintenance & Operations Tax Rate:	\$0.563380/100	\$0.601724/100
Voter-Approval Tax Rate:	\$0.586705/100	\$0.625729/100
Debt Rate:	\$0.000000/100	\$0.000000/100

Total debt obligation for Comanche County secured by property taxes: \$0

FILED
AT 11:45 O'CLOCK A M

SEP 6 2022


Clerk, County Court Comanche Co., Texas

BUDGET OF COMANCHE COUNTY, TEXAS


BUDGET CERTIFICATE

Budget Year - October, 1, 2022 through September 30, 2023 Comanche, Texas


STATE OF TEXAS)(

COUNTY OF COMANCHE)(


We, Joey L. Boswell, County Auditor, Stephanie L. Davis, County Judge, and Ruby Lesley, County Clerk, of the County of Comanche, State of Texas, do hereby certify that the attached budget is a true and correct copy of the Budget of Comanche County, Texas, as passed and approved by the Commissioners' Court of said County, on September 6, 2022 as appears on file in the office of the County Clerk of said County.



JOEY L. BOSWELL, COUNTY AUDITOR




STEPHANIE L. DAVIS, COUNTY JUDGE



RUBY LESLEY, COUNTY CLERK

Subscribed and sworn to before me, the undersigned authority, on this the 6th day of September, 2022



BRENDA DICKEY, DISTRICT CLERK
Comanche County, Texas



FILED
AT 11:45 O'CLOCK A M
SEP 6 2022


Clerk, County Court Comanche Co., Texas

COUNTY AUDITOR'S NOTE:

The following budget analyses worksheets contain the budgeted revenues and expenditures of Comanche County, Texas, for the Fiscal Year Ending September 30, 2023 in the rightmost column. In reading the columns at the top of each page from left to right, the first column labeled FY 2019 is the actual revenues and expenditures for the fiscal year which ended September 30, 2019. The second column, FY 2020, is the actual revenues and expenditures for the year ended September 30, 2020. The third column, FY 2021 is the actual revenues and expenditures for the year ended September 30, 2021. The column heading FY 2022 Budget, is the budget, as originally adopted before amendments, for the fiscal year ending September 30, 2022. The column heading YTD @ 8-31-2022, are the actual revenues and expenditures for the eleven month period beginning October 1, 2021 and ending August 31, 2022.

BUDGET OF COMANCHE COUNTY
 COMANCHE, TEXAS
 FISCAL YEAR ENDING SEPTEMBER 30, 2023
 TABLE OF CONTENTS
 AND BUDGET SUMMARY

I-V

		ESTIMATED BEGIN. FUND BALANCES @ PAGE 10/1/2022	REVENUES	DISBURSE- MENTS	ESTIMATED ENDING FUND BALANCES @ 9/30/2023
SUMMARY OF BUDGET	IV-VI				
ALLOCATION OF TAXES	VII-VIII				
<u>REVENUES AND EXPEND.</u>					
GENERAL FUND	1-22	\$ 2,500,000	\$ 7,212,316	\$ 7,624,736	2,087,580
SHERIFF'S DRUG FORF. FUND	23-24	41,872	100	41,772	200
JURY FUND	25-26	65,000	5,050	28,200	41,850
CO. CLERK RECORDS MANAGEMENT	27-28	206,617	47,750	48,905	205,462
911 CENTRAL DISPATCH	29-30	200,000	570,907	570,907	200,000
ROAD & BRIDGE #1	31-33	1,285,795	714,752	1,018,002	982,545
ROAD & BRIDGE #2	34-36	351,000	712,907	890,358	173,549
ROAD & BRIDGE #3	37-39	1,140,771	813,512	1,160,292	793,991
ROAD & BRIDGE #4	40-41	968,853	754,979	1,214,060	509,772
RECORDS PRESERVATION FUND	42-43	9,775	5,780	11,500	4,055
COURT REPORTER SERVICE FEES	44-45	12,134	-	12,134	-
LATERAL ROAD & BRIDGE # 1,2,3,4,	46-47	-	27,348	27,348	-
COURTHOUSE SECURITY FUND	48-49	45,000	19,621	46,000	18,621
SHERIFF'S TRAVEL ADV. FUND	50-51	252	-	252	-
COUNTY DUMP STATION	52-53	17,652	32,754	48,355	2,051
VITAL STATISTICS RECORDS PRESERVATION	54-55	15,849	1,225	3,500	13,574
COUNTY CLERK REC. ARCHIVE FEES	56-57	224,985	30,150	26,976	228,159
CITY/COUNTY LIBRARY	58-60	45,549	177,805	197,805	25,549
LAW LIBRARY	61-62	25,665	7,275	19,017	13,923
DISTRICT JUDGE - 220TH	63-64	49,035	7,350	7,350	49,035
COUNTY ELECTION FUND	65-66	88,088	47,375	92,355	43,108
EMERGENCY MANAGEMENT	67-68	29,017	87,594	87,594	29,017
DISTRICT CLERK RECORDS MANAGEMENT	69-70	8,019	260	8,247	32
CRIMINAL FAMILY VIOLENCE	71-72	1	1,000	1,000	1
COURT COORDINATOR - 220TH	73-74	17,200	169,536	170,536	16,200
DISTRICT CLERK DIGITAL PRESERV.	75-76	20,000	625	20,500	125
COURT REPORTER - 220TH	77-78	64,575	117,897	120,897	61,575
FLOOD PLAIN MANAGEMENT	79-80	2,818	1,360	1,037	3,141
VARIOUS TRUST & AGENCY	81-84	111,506	160,983	266,139	6,350

BUDGET OF COMANCHE COUNTY

v

COMANCHE, TEXAS

FISCAL YEAR 2023

TABLE OF CONTENTS

AND BUDGET SUMMARY

		ESTIMATED BEGIN. FUND BALANCES @	DISBURSE- REVENUES	MENTS	ESTIMATED ENDING FUND BALANCES @
PAGE	10/1/2022				9/30/2023
APPELLATE JUSTICE SYSTEM	85-86	285	1,750	1,750	285
CHILD ABUSE FEES	87-88	1,166	1,000	1,000	1,166
HAVA - CARES	89-90	1,604	-	-	1,604
LEOSE TRAINING - CONSTABLE	91-92	2,500	600	2,000	1,100
LEOSE TRAINING - SHERIFF	93-94	2,500	2,060	4,500	60
PRETRIAL INTERVENTION	95-96	3,981	50	3,750	281
HAVA - ELECTION SECURITY	97-98	963	-	-	963
CO. CLERK CIVIL REC. MAINT.	99-100	4,700	1,000	4,100	1,600
DIST. CLERK CIVIL REC. MAINT.	101-102	12,727	100	12,724	103
COUNTY HISTORICAL COMMISSION	103-104	12,597	3,500	8,500	7,597
ELECTRONIC FILING FEES	105-106	1,089	15,000	13,418	2,671
TAC/HEALTHY COUNTY	107-108	2,500	500	2,500	500
COKE, CANDY, MISC.	109-110	-	2,000	2,000	-
COOP. CAPITAL CREDIT'S	111-112	83,669	1,500	83,600	1,569
EXTRADITION FEE	113-114	1,907	1,500	2,000	1,407
AGENCY ON AGING	115-116	27,835	259,295	259,295	27,835
J.P 1 ADMINISTRATIVE FUND	117-118	75,000	2,500	15,500	62,000
JUSTICE COURT TECH. FUND	119-120	6,000	5,000	4,100	6,900
JUSTICE COURT TRUANCY	121-122	5,000	7,000	1,500	10,500
COMMISSIONERS' ADMINISTRATIVE ASST.	123-124	20,696	75,724	82,608	13,812
SPEC. COUNTY SALES TAX	125-126	170,000	25,000	108,100	86,900
DEBT SERVICE - ROAD & BRIDGE	127-128	2,122	-	2,122	-
GENERAL DEBT/CAPITAL LEASES	129-130	61,625	11,549	55,625	17,549
DEBT SERVICE, 2007 REFUNDING BONDS	131-132	9,327	-	9,327	-
COUNTY CONTINGENCY FUND	133-134	5,371	-	5,371	-
DISTRICT COURT COMANCHE COUNTY	135-136	2,650	250,319	252,952	17
COVID RELIEF FUND	137-138	389,922	500	389,922	500
COUNTY SHARE AIRPORT FUND	139-140	-	-	-	-
AMERICAN RESCUE PLAN FUND	141-142	950,000	1,339,220	410,100	1,879,120
ARCHITECTURAL PLANNING GRANT	143-144	-	1,328,061	1,328,061	-
CITY/COUNTY LIBRARY ROOF REPLACEMENT	145-146	-	150,000	150,000	-
FISCAL YEAR 2023 TOTALS	147-148	\$ 9,404,764	\$ 15,212,939	\$ 16,982,200	\$ 7,635,504

COMANCHE, TEXAS

V-I

FISCAL YEAR 2023

TABLE OF CONTENTS
AND BUDGET SUMMARY

OTHER INFORMATION:

AD VALOREM TAX RATE AND COLLECTION HISTORY	149-150
OUTSTANDING INDEBTEDNESS AS OF OCTOBER 1, 2022	151-170
APPENDIX A - TAX CALCULATION WORKSHEETS	171

COUNTY OF COMANCHE, TEXAS
 ALLOCATION OF TAXES
 BUDGET YEAR BEGINNING OCTOBER 1, 2022
 AND ENDING SEPTEMBER 30, 2023

VII

	ADJUSTED TAX BASE	RATE PER \$ 100	COLL'S AT 100%	ESTIMATED UNCOLL. TAXES @ 5%	ACTUAL ESTIMATED COLLS.
I. A. Property Taxes by Function					
Gen Fund Maint. & Oper.	\$ 1,272,905,463	0.413764	\$ 5,266,825	\$ (263,341)	\$ 5,003,483
R&B Funds-Maint & Oper	\$ 1,397,849,183	0.172941	2,417,454	(120,873)	2,296,582
Sub Totals		0.586705	7,684,279	(384,214)	7,300,065
USING VOTER APPROVAL RATE ADJUSTED FOR SALES TAX					
B. County Sales Tax Adopted Tax General Fund			711,115		711,115
TOTALS		\$ 0.586705	\$ 8,395,394	\$ (384,214)	\$ 8,011,180

II. Road & Bridge Funds

Amount Calculated Per Above	\$ 2,296,582
Add: Estimated Delinquent Collections	100,000
Budgeted Total Collections	\$ 2,396,582

	Percentage Allocation to Precincts (See Note 1 Below)	R & B Property Taxes	R & B Delinquent Collections	TOTALS
A. Percent of Total Allocated to Each Precinct				
Road & Bridge #1	24.18%	\$ 555,313	\$ 24,180	\$ 579,493
Road & Bridge #2	24.07%	\$ 552,787	24,070	\$ 576,857
Road & Bridge #3	26.87%	\$ 617,091	26,870	\$ 643,961
Road & Bridge #4	24.88%	\$ 571,390	24,880	\$ 596,270
Totals	100.00%	\$ 2,296,582	\$ 100,000	\$ 2,396,582

The percentage used here to allocate property taxes to precincts is based on a desired level of funding as determined by the Commissioners' Court.

COUNTY OF COMANCHE, TEXAS
 ALLOCATION OF TAXES
 BUDGET YEAR BEGINNING OCTOBER 1, 2022
 AND ENDING SEPTEMBER 30, 2023

VIII

III. Allocation of Taxes-General Fund

General Fund

Amount Calculated Per Above	\$	5,003,483
Add: Estimated Delinquent Collections		260,000
Budgeted Total Collections	\$	<u>5,263,483</u>

	Property Taxes		Sales Taxes

A. Total Available County Taxes-Gen. Fund	\$	5,003,483	\$	<u>711,115</u>
B. Add: Estimated Penalties & Interest		260,000		-
C. Total County Budget Taxes-General Fund	\$	<u>5,263,483</u>	\$	<u>711,115</u>

IV. Allocation of Additional Road & Bridge Fees, County Fines, Auto Registr.

		R & B Fees	County Fines	Auto Regis	Gross Weight & Axle Fees
A. Total Budgeted Receipts		\$120,000	\$31,500	\$360,000	\$63,089
B. Percent of Total Allocated (Note 2)					
Road & Bridge # 1	22.67%	27,204	7,141	81,612	14,302
Road & Bridge # 2	22.59%	27,108	7,116	81,324	14,252
Road & Bridge # 3	28.29%	33,948	8,911	101,844	17,848
Road & Bridge # 4	26.45%	31,740	8,332	95,220	16,687
	<u>100%</u>	<u>\$120,000</u>	<u>\$31,500</u>	<u>\$360,000</u>	<u>\$63,089</u>

Note 2:

The percentage used here is based on road miles per precinct as has been done in previous budgets.

Description	Line Item	FY 2019	FY 2020	FY 2021	FY 2022	BUDGET YTD @ 08/31/2022	2023 Budget
REVENUES - GENERAL FUND (005)							
TAXES (1000)							
AD VALOREM TAXES	0110	4,058,215.55	4,250,969.36	4,703,975.10	4,950,660.00	5,059,664.63	5,263,483.00
COUNTY SALES TAX	0130	567,704.00	646,296.03	617,146.00	689,136.00	673,250.73	711,115.00
PAYMENTS IN LIEU	0332	31,421.45	36,905.37	32,584.30	29,760.00	26,467.00	26,467.00
TOTAL TAXES	0999	4,657,341.00	4,934,170.76	5,353,705.40	5,669,556.00	5,759,382.36	6,001,065.00
STATE SHARED REVENUES (1100)							
WINE & BEER PERMITS	0320	1,969.00	2,687.50	997.50	1,314.00	2,372.50	1,947.00
MIXED DRINKS TAX	0321	3,495.88	2,756.76	4,979.61	4,894.00	3,239.85	3,463.00
BINGO TAX	0334	.00	.00	.00	.00	.00	
TOTAL STATE SHARED REVENUE	0999	5,464.88	5,444.26	5,977.11	6,208.00	5,612.35	5,410.00
FEES OF OFFICE (1200)							
COUNTY JUDGE	0100	.00	.00	.00	.00	81.86	
COUNTY SHERIFF	0200	5,828.27	3,816.93	6,448.87	5,794.00	6,263.45	7,031.00
CONSTABLE	0300	23,007.00	18,699.50	24,215.00	23,297.00	22,274.70	25,433.00
COUNTY CLERK	0400	73,152.90	70,510.33	88,329.87	83,590.00	95,514.17	106,903.00
TAX ASSESSOR/COLLECTOR	0500	322,072.93	306,158.06	150,831.85	312,000.00	501,410.13	335,000.00
COUNTY ATTORNEY FEES	0600	1,988.10	1,956.49	1,928.75	1,906.00	1,501.01	1,571.00
DISTRICT CLERK	0700	18,510.60	17,174.56	18,995.16	19,271.00	17,160.74	19,220.00
TOTAL FEES OF OFFICE	0999	444,559.80	418,315.87	290,749.50	445,858.00	644,206.06	495,158.00
TAX ASSESSOR/COLLECTOR (1300)							
TITLES	0323	18,838.00	17,993.00	19,035.00	18,667.00	18,800.00	20,380.00
TOTAL TAX ASSESSOR/COLLEC	0999	18,838.00	17,993.00	19,035.00	18,667.00	18,800.00	20,380.00
FINES (1400)							
COUNTY COURT FINES	0400	6,779.87	7,526.26	9,847.74	9,970.00	7,176.68	7,467.00
INMATE TELEPHONE PROCEEDS	0420	.00	.00	.00	.00	.00	
DISTRICT COURT FINES	0700	42,621.19	50,046.47	43,117.00	48,775.00	28,846.42	34,888.00

Description	Line Item	FY 2019	FY 2020	FY 2021	FY 2022	BUDGET YTD @ 08/31/2022	2023 Budget
BOND FORFEITURE	0701	1,536.00	11,000.00	.00	.00	.00	
JUSTICE OF PEACE #1 FINES	0801	66,949.74	70,520.11	85,838.13	90,165.00	66,294.58	87,015.00
TOTAL FINES	0999	117,886.80	139,092.84	138,802.87	148,910.00	102,317.68	129,370.00

MISCELLANEOUS REVENUES (1500)							
LEASE - ANNEX	0100	790.00	.00	.00	.00	.00	
LEASE - THE ARK	0101	3,000.00	3,000.00	250.00	.00	.00	
INSURANCE PROCEEDS	0335	2,130.62	7,615.45	17,975.00	.00	.00	
STATE SUP-JUDGE	0337	26,017.32	25,947.83	25,746.28	25,200.00	25,857.48	25,200.00
STATE SUPP-CO ATTORNEY	0338	28,000.00	.00	56,000.00	28,000.00	.00	28,000.00
INMATE TELEPHONE PROCEEDS	0420	4,360.00	3,511.00	7,708.75	6,867.00	.00	100.00
PRISONER HOUSING	0486	.00	11,300.00	2,000.00	2,500.00	29,300.00	270,000.00
ON-SITE-SEWAGE PERMITS	0605	3,615.00	4,615.00	5,080.00	4,693.00	6,565.00	7,367.00
TRANSFER FROM FND 21	0714	.00	.00	.00	.00	.00	
TRANSFER FROM FUND 83	0715	.00	.00	.00	5,000.00	.00	5,000.00
TRANSFER FROM FND 47	0716	.00	.00	.00	.00	.00	
TRANSFER FROM FUND 78	0717	.00	.00	103,104.96	.00	.00	108,000.00
TELEHEALTH EQUIPMENT GRAN	0751	.00	2,418.82	.00	.00	.00	
TX TASK FORCE/INDIGENT/FO	0800	13,311.00	23,037.00	.00	22,500.00	21,670.00	
INTEREST	0901	43,441.61	27,680.17	5,723.74	6,210.00	6,591.21	5,423.00
COPY MACHINE	0903	28,573.02	21,876.15	27,176.45	25,356.00	21,492.80	22,237.00
OTHER	0904	43,697.50	15,380.33	19,094.03	19,575.00	31,822.60	37,838.00
CORPS OF ENGINEERS	0905	17,175.55	17,709.68	18,055.60	17,000.00	5,265.63	17,000.00
HEALTH INSURANCE REFUNDS	0910	35,455.98	104,221.83	6,072.00	.00	6,194.00	
SCHOOL RESOURCE REIM	0911	.00	15,006.00	.00	.00	.00	
TOTAL MISCELLANEOUS REVEN	0999	249,567.60	283,319.26	293,986.81	162,901.00	154,758.72	526,165.00

ARREST FEES (1600)							
MI TRAFFIC FINE	0601	.00	23.58	1.95	.00	.00	

Run Date: 09/02/22
 Run Time: 13:19:28
 qlprbudw 1.00.m

BUDGET ANALYSYS WORKSHEET -- (FUND: 005) GENERAL FUND
 For COMANCHE COUNTY
 Budget Analysis Worksheet of Revenues
 Budget Year: 2023

Description	Line Item	FY 2019	FY 2020	FY 2021	FY 2022	BUDGET YTD @ 08/31/2022	2023 Budget
TEXAS PARKS & WILDLIFE	0602	77.01	190.00	172.60	210.00	187.99	153.00
DEPARTMENT OF PUBLIC SAFE	0603	2,860.99	2,640.73	2,810.95	2,627.00	2,171.45	2,022.00
JUDICIAL TRAINING FEE	0604	.00	.00	.00	.00	177.90	191.00
DPS BACKGROUND CHECK	0605	.00	.00	.00	.00	65.00	
COURT FACILITY FEE	0606	.00	.00	.00	.00	2,631.13	2,737.00
MOVING VIOLATION FEE	0609	6.05	4.02	.54	.00	.25	
LANGUAGE ACCESS FUND	0612	.00	.00	.00	.00	778.67	775.00
COURT ORDERED GUARDIANSHI	0615	.00	.00	.00	.00	1,447.40	1,613.00
COURT REPORTER SERVICE FU	0617	.00	155.49	259.57	247.00	3,510.76	3,652.00
INDIGENT LEGAL SERVICE FE	0618	238.89	229.27	175.64	161.00	109.85	132.00
CONSOLIDATED COURT COSTS	0620	4,431.27	4,594.87	6,626.00	5,940.00	5,416.38	5,198.00
LOCAL CONSOLIDATED COURT	0622	.00	3,846.47	11,241.39	.00	14,719.26	
TIME PAYMENT FEE	0623	2,088.78	1,423.20	1,035.03	927.00	973.16	1,005.00
TLFTA (REMOTE ENTRY SYSTE	0624	1,824.02	1,455.23	1,060.95	937.00	772.82	903.00
LOCAL TRANSACTION FEES	0625	455.06	410.70	465.75	497.00	327.43	320.00
SEAT BELT FINES	0627	106.90	94.10	.00	.00	106.90	143.00
BAIL BOND FEES	0628	505.00	452.50	432.10	430.00	436.05	417.00
STATE TRAFFIC FEES	0629	1,024.83	971.18	1,092.29	1,037.00	777.29	769.00
EMS TRAUMA FEES	0630	195.78	205.14	249.26	212.00	207.75	187.00
JUVENILE PROB DIVERSION	0632	87.00	.00	.00	.00	.00	
LOCAL TRAFFIC FINE	0633	.00	1,239.74	1,729.33	1,854.00	1,012.96	1,004.00
COUNTY DISPUTE RESOLUTION	0634	.00	.00	.00	.00	1,959.65	1,966.00
JUSTICE COURT SUPPORT FEE	0635	.00	.00	.00	.00	3,200.00	3,033.00
2021 CIVIL LOCAL FEE	0638	.00	.00	426.00	.00	1,491.00	1,988.00
MARRIAGE LICENSE	0657	2,322.50	1,897.50	2,052.50	1,777.00	1,950.00	2,200.00
DIVORCE FEES	0658	57.25	65.75	54.75	50.00	18.00	24.00
JURY REIMB FEE	0660	370.04	249.95	47.00	43.00	454.00	484.00
JUDICIAL EDUCATION FEE	0661	275.00	290.00	415.00	413.00	140.00	187.00

Description	Line Item	FY 2019	FY 2020	FY 2021	FY 2022	BUDGET YTD @ 08/31/2022	2023 Budget
JUDICIAL SUPPORT FEES	0662	540.34	359.58	61.52	55.00	22.81	28.00
SPECIALTY COURT PROGRAM F	0664	344.90	312.91	264.45	226.00	706.44	876.00
INDIGENT DEFENSE FEES	0666	23.96	17.12	4.42	25.00	1.98	2.00
DNA DATABASE	0696	121.90	61.20	57.20	63.00	47.60	50.00
INTERGOVERNMENTAL REVENUE	0900	.00	.00	.00	.00	.00	
TOTAL ARREST FEES	0999	17,957.47	21,190.23	30,736.19	17,731.00	16,383.36	32,059.00
TOBACCO SETTLEMENT (1700) STATE COMPTROLLER	0300	2,881.13	2,585.68	1,486.24	1,982.00	2,031.66	2,709.00
TOTAL TOBACCO SETTLEMENT	0999	2,881.13	2,585.68	1,486.24	1,982.00	2,031.66	2,709.00
TOTAL - GENERAL FUND	0999	5,514,496.68	5,822,111.90	6,134,479.12	6,471,813.00	6,703,492.19	7,212,316.00

Description	Line Item	FY 2019	FY 2020	FY 2021	FY 2022	BUDGET YTD @ 08/31/2022	2023 Budget
TRANSFER OF FUNDS ART FUN	0710	.00	.00	.00	.00	.00	
COUNTY JUDGE (1000)							
COUNTY JUDGE SALARY	0101	40,029.08	41,230.02	41,230.02	43,291.50	39,961.20	45,456.08
STATE SUPPL.-CO. JUDGE	0102	25,200.00	25,200.00	25,200.00	25,200.00	23,100.00	25,200.00
LONGEVITY	0103	.00	.00	.00	.00	.00	790.00
SECRETARY SALARY	0105	32,500.08	33,718.28	32,900.22	30,690.48	25,850.51	33,725.00
SEPTIC SYSTEM CLERK	0107	2,210.00	2,276.30	2,276.30	2,390.85	2,206.80	2,511.00
AGENCY ON AGING SECRETARY	0108	9,936.96	.00	.00	.00	.00	
PART TIME SECRETARY	0109	776.72	2,020.64	3,568.24	2,500.00	1,874.64	3,500.00
SOCIAL SECURITY TAX	0201	7,975.16	7,201.93	7,277.31	8,342.00	6,466.63	8,905.00
GROUP INSURANCE	0202	20,720.79	23,010.24	21,083.04	22,558.00	20,677.80	24,013.00
RETIREMENT	0203	12,204.94	12,060.16	12,527.09	12,922.00	11,273.20	13,456.00
WORKERS COMPENSATION	0204	283.68	322.40	259.63	270.00	168.42	270.00
UNEMPLOYMENT INSURANCE	0206	9.25	138.98	464.14	325.00	79.98	325.00
AUTO ALLOWANCE	0225	4,595.04	4,733.04	4,733.04	4,970.00	4,555.76	5,218.50
OFFICE SUPPLIES	0310	601.23	1,781.96	1,650.67	1,800.00	2,197.19	2,300.00
SUBSCRIPTION-MEMBERSHIPS	0390	380.00	695.00	508.00	1,000.00	930.00	1,100.00
TELEPHONE	0420	5,683.18	5,858.46	6,666.58	7,200.00	3,479.04	4,000.00
TRAVEL EXPENSE	0426	1,040.00	620.00	705.00	1,200.00	580.00	1,500.00
REPAIRS	0452	.00	220.24	132.00	500.00	475.00	400.00
BONDS	0480	1,293.00	50.00	50.00	200.00	.00	200.00
CAPITAL OUTLAY	0572	.00	1,590.62	.00	1,500.00	.00	1,000.00
OTHER EXPENSE	0600	.00	44.40	405.00	500.00	.00	400.00
PRINCIPAL COPIER	0612	1,768.64	2,010.44	1,780.85	1,630.00	1,497.00	858.00
COPIER INTEREST	0614	235.36	160.56	223.15	625.00	340.00	159.00
TOTAL COUNTY JUDGE	0999	167,443.11	164,943.67	163,640.28	169,614.83	145,713.17	175,286.58
COUNTY CLERK (1100)							
CLERK SALARY	0101	40,029.08	41,230.02	41,230.02	43,291.50	39,961.20	45,456.08

Run Date: 09/02/22
 Run Time: 13:19:28
 glprbudw 1.00.m

BUDGET ANALYSYS WORKSHEET -- (FUND: 005) GENERAL FUND
 For COMANCHE COUNTY
 Budget Analysis worksheet of Expenses
 Budget Year: 2023

Description	Line Item	FY 2019	FY 2020	FY 2021	FY 2022	BUDGET YTD @ 08/31/2022	2023 Budget
LONGEVITY	0103	.00	.00	.00	.00	.00	6,550.00
DEPUTIES SALARIES-5	0104	136,808.40	136,756.42	126,731.58	158,463.90	125,636.66	158,984.00
SOCIAL SECURITY TAX	0201	13,132.70	13,264.89	12,456.27	15,435.00	12,209.01	15,575.00
GROUP INSURANCE-6	0202	66,113.84	57,510.87	52,686.12	67,673.00	46,975.31	72,040.00
RETIREMENT	0203	18,797.97	19,831.30	19,301.16	23,909.00	19,449.69	24,125.00
WORKERS COMPENSATION	0204	413.72	550.00	449.09	497.00	266.29	442.00
UNEMPLOYMENT INSURANCE	0206	207.00	688.15	1,169.07	1,260.00	133.75	200.00
OFFICE SUPPLIES	0310	15,888.95	16,157.53	16,492.91	15,965.00	19,672.04	17,000.00
POSTAGE EXPENSE	0311	112.31	.00	.00	.00	.00	
COPY MACHINE EXPENSE	0331	1,975.87	1,904.90	2,013.50	2,000.00	2,070.61	1,800.00
SUBSCRIPTIONS-MEMBERSHIPS	0390	205.00	435.00	205.00	400.00	363.00	400.00
TELEPHONE EXPENSE	0420	1,953.16	3,118.25	3,242.52	3,600.00	3,313.86	3,700.00
TRAVEL EXPENSE	0426	1,727.32	461.06	125.00	2,500.00	518.89	2,300.00
BOOK BINDING	0435	.00	.00	.00	4,000.00	.00	4,000.00
COMPUTER & TYPEWRITER REP	0452	2,861.76	7,908.99	3,345.44	6,000.00	3,444.95	5,000.00
BONDS	0480	749.00	.00	485.00	800.00	264.00	800.00
CAPITAL OUTLAY	0572	17,130.52	2,925.00	2,155.00	4,000.00	775.00	3,000.00
OTHER EXPENSE	0600	822.30	44.40	85.00	500.00	100.95	500.00
INTEREST-COPIER	0612	157.33	92.50	169.23	300.67	273.14	300.00
PRINCIPAL - COPIER LEASE	0614	1,222.67	1,402.50	1,286.23	1,234.18	1,133.87	1,300.00
COMPUTER SYSTEM UPGRADES	0615	.00	.00	.00	5,000.00	.00	5,000.00
TOTAL COUNTY CLERK	0999	320,308.90	304,281.78	283,628.14	356,829.25	276,562.22	368,472.08

VETERANS SERVICE OFFICER (1200)							
SALARY	0102	24,924.72	25,673.52	26,165.04	27,071.00	25,277.28	27,183.00
LONGEVITY	0103	.00	.00	.00	.00	.00	1,350.00
SOCIAL SECURITY TAX	0201	2,091.80	2,155.24	2,192.84	2,300.00	2,119.00	2,310.00
RETIREMENT	0203	2,949.14	3,175.72	3,337.49	3,561.28	3,300.44	3,575.00
WORKERS COMPENSATION	0204	68.92	87.16	70.61	75.00	50.90	75.00

Description	Line Item	FY 2019	FY 2020	FY 2021	FY 2022	BUDGET YTD @ 08/31/2022	2023 Budget
UNEMPLOYMENT INSURANCE	0206	9.00	144.00	252.00	252.00	9.00	9.00
AUTO ALLOWANCE	0225	2,757.00	2,839.68	2,839.68	2,982.00	2,733.50	2,982.00
OFFICE SUPPLIES	0310	179.73	630.99	20.47	800.00	107.97	800.00
TELEPHONE EXPENSE	0420	1,448.68	1,503.07	1,543.32	1,650.00	1,474.89	1,650.00
TRAVEL	0426	.00	.00	.00	25.00	.00	
OTHER	0600	.00	.00	.00	.00	.00	
TOTAL VETERANS SERVICE OF		34,428.99	36,209.38	36,421.45	38,716.28	35,072.98	39,934.00

NON-DEPARTMENTAL (1400)							
ANIMAL CONTROL	0206	.00	.00	31.15	300.00	.00	100.00
POSTAGE EXPENSE	0311	11,765.81	12,230.36	19,322.91	16,000.00	17,911.81	20,500.00
COPY MACHINE SUPPLIES	0331	363.37	527.27	245.93	500.00	160.07	500.00
SUBSCRIPTION-MEMBERSHIPS	0390	.00	.00	.00	.00	.00	
MEMBERSHIPS-OTHER	0392	2,711.10	3,482.46	2,250.00	3,000.00	3,095.65	3,500.00
MEMBERSHIPS-COUNCIL OF GO	0393	7,421.36	7,524.63	8,535.37	8,850.00	7,729.04	8,850.00
MEMBERSHIPS-TAC	0395	820.00	820.00	820.00	820.00	820.00	820.00
REGIONAL PUBLIC DEFENDER	0396	.00	5,760.00	5,760.00	5,760.00	5,760.00	5,760.00
ATTORNEYS' FEES	0400	.00	.00	.00	3,000.00	.00	1,000.00
ANNUAL AUDIT	0401	26,750.00	29,025.00	32,250.00	30,000.00	30,750.00	32,500.00
AUTOPSIES	0405	13,730.00	19,700.00	13,950.00	20,500.00	11,780.00	20,500.00
APPRAISAL EXPENSE	0406	169,089.06	150,459.16	205,991.42	224,000.00	172,878.78	232,500.00
ADULT PROB.TELEPHONE	0420	2,784.46	2,912.29	2,880.01	3,250.00	2,638.97	3,250.00
ADVERTISEMENT	0430	2,357.50	1,552.50	3,817.25	3,000.00	665.25	1,500.00
INSURANCE EXPENSE	0482	125,918.00	126,023.00	127,337.00	135,500.00	59,827.00	137,827.00
TRANSFER TO FUND 28	0484	54,765.00	54,765.00	62,375.04	42,375.00	38,843.75	42,375.00
COUNTY WEBSITE	0487	.00	1,525.00	3,050.00	3,250.00	2,190.22	3,650.00
EXP FOR LEGIS & ADM ACTIV	0489	.00	.00	.00	100.00	.00	100.00
ADULT PROB. RETIREMENT	0555	.00	.00	.00	100.00	.00	100.00

Description	Line Item	FY 2019	FY 2020	FY 2021	FY 2022	BUDGET YTD @ 08/31/2022	2023 Budget
COURTHOUSE INTERNET	0575	10,886.40	10,987.40	11,107.40	15,605.00	10,722.61	12,500.00
UTILITIES-BOY SCOUT HOUSE	0593	222.81	.00	.00	100.00	.00	
TRANSFER TO FUND 87 AIRPO	0595	2,000.00	2,000.00	2,000.00	2,000.00	2,000.00	
OTHER EXPENSES	0600	1,552.75	715.65	2,470.00	1,950.00	594.05	1,500.00
COVID-19 EXPENSE	0601	.00	337.63	.00	500.00	.00	100.00
REDISTRICTING	0602	.00	.00	5,000.00	750.00	.00	750.00
TRANSFER TO JURY FUND	0607	19,399.92	19,400.00	19,400.04	1,200.00	1,100.00	1,200.00
COURTHOUSE INTERNET REPAI	0608	.00	.00	617.50	500.00	.00	500.00
TRANSFER TO EMERGENCY MNG	0611	36,269.00	40,318.00	40,317.96	40,318.00	35,427.81	43,385.00
TRANSFER TO FUND 37 FLOOD	0612	3,631.00	3,631.00	3,631.08	1,000.00	916.63	1,000.00
CONTINGENCY	0680	.00	.00	.00	75,000.00	403.75	82,890.00
TRANSFER TO FUND 41	0710	.00	.00	2,902.92	250.00	62.49	
TRANSFER TO FUND 47	0711	.00	.00	15,999.96	100.00	83.33	
TOTAL NON-DEPARTMENTAL	0999	492,437.54	493,696.35	592,062.94	639,578.00	406,361.21	659,157.00
COUNTY COURT (1500)							
COURT REPORTER	0110	.00	264.77	550.50	2,300.00	2,014.28	2,300.00
INTERPRETER	0135	220.00	145.00	140.00	250.00	75.00	250.00
COURT APPT. ATTORNEY	0400	9,872.60	14,743.23	6,400.92	20,000.00	13,116.79	20,000.00
OTHER EXPENSE	0600	3,530.77	5,877.48	4,925.20	10,000.00	4,772.75	10,000.00
TOTAL COUNTY COURT	0999	13,623.37	21,030.48	12,016.62	32,550.00	19,978.82	32,550.00
JUVENILE COURT (1600)							
JUVENILE COURT CLERK	0101	2,940.96	3,029.16	3,029.16	3,181.50	2,916.32	3,341.00
FISCAL OFFICERS	0105	4,413.96	.00	.00	.00	.00	
JUVENILE BOARD	0150	9,380.88	9,663.12	9,663.12	10,146.15	9,300.72	10,653.00
SOCIAL SECURITY	0201	861.63	478.08	478.08	1,020.00	460.24	1,148.00
RETIREMENT	0203	1,787.19	1,414.17	1,461.45	1,579.35	1,440.14	1,658.00
WORKERS COMPENSATION	0204	13.96	26.40	25.87	33.00	34.69	83.00

Description	Line Item	FY 2019	FY 2020	FY 2021	FY 2022	BUDGET YTD @ 08/31/2022	2023 Budget
COURT APPT. ATTORNEY	0400	4,985.68	4,350.00	2,850.00	5,500.00	6,300.00	10,500.00
DETENTION/PURCHASED RESID	0492	.00	.00	.00	50,000.00	.00	35,592.00
OTHER EXPENSE	0600	35.37	25.00	.00	100.00	.00	10.00
TOTAL JUVENILE COURT	0999	24,419.63	18,985.93	17,507.68	71,560.00	20,452.11	62,985.00

DISTRICT COURT (1700) TRANSFER TO FUND 85	0710	82,500.00	108,000.00	88,387.92	138,489.00	126,948.25	227,819.00
TOTAL DISTRICT COURT	0999	82,500.00	108,000.00	88,387.92	138,489.00	126,948.25	227,819.00

DISTRICT CLERK (1800) DISTRICT CLERK SALARY	0101	40,029.08	41,230.02	41,230.02	43,291.50	39,961.20	45,456.08
LONGEVITY	0103	.00	.00	.00	.00	.00	5,745.00
DEPUTY	0104	32,500.08	33,349.36	33,477.68	35,153.00	32,447.28	36,910.65
CLERK - 2	0150	51,230.56	52,769.76	52,769.76	55,409.00	47,899.33	58,179.45
SOCIAL SECURITY TAX	0201	9,053.90	9,332.43	9,336.60	10,240.00	8,850.58	10,752.00
GROUP INSURANCE - 4	0202	47,361.60	46,008.00	45,986.88	45,120.00	38,516.21	48,025.00
RETIREMENT	0203	13,183.48	14,183.82	14,667.81	15,618.00	14,172.10	16,655.00
WORKERS COMPENSATION	0204	283.88	408.44	233.53	339.00	221.80	305.00
UNEMPLOYMENT INSURANCE	0206	27.00	432.00	756.00	756.00	27.00	756.00
OFFICE SUPPLIES	0310	9,218.55	7,051.40	9,112.17	14,500.00	9,253.74	14,500.00
SUBSCRIPTIONS & MEMBERSHI	0390	350.00	177.00	125.00	600.00	125.00	600.00
TELEPHONE EXPENSE	0420	2,571.88	2,581.93	2,710.01	5,500.00	2,324.26	5,500.00
TRAVEL EXPENSE	0426	369.69	725.75	225.00	2,000.00	.00	2,500.00
SOFTWARE MAINTENANCE	0451	14,373.86	32,850.75	17,213.71	38,500.00	15,447.27	38,500.00
COMPUTER REPAIRS	0452	1,708.33	3,009.95	1,270.70	10,000.00	494.95	10,000.00
BONDS	0480	997.50	525.00	622.38	1,500.00	997.50	1,500.00
CAPITAL OUTLAY	0572	.00	2,670.00	.00	7,000.00	.00	7,000.00
OTHER EXPENSE	0600	.00	.00	85.00	3,500.00	113.90	3,500.00
COPIER PRINCIPAL	0612	765.50	878.10	771.72	600.00	526.25	610.00

Description	Line Item	FY 2019	FY 2020	FY 2021	FY 2022	BUDGET YTD @ 08/31/2022	2023 Budget
COPIER INTEREST	0614	98.50	57.90	85.86	140.00	121.98	105.00
COMPUTER SYSTEM UPGRADES	0615	.00	.00	.00	8,600.00	.00	107,983.81
TOTAL DISTRICT CLERK	0999	224,123.39	248,241.61	230,679.83	298,366.50	211,500.35	415,082.99
JUSTICE OF PEACE #1 (1900)							
JUSTICE OF PEACE SALARY	0101	40,029.08	41,230.02	41,230.02	43,291.50	39,961.20	45,456.08
LONGEVITY	0103	.00	.00	.00	.00	.00	3,220.00
DEPUTY CLERK SALARY	0150	32,500.08	33,477.68	33,477.68	35,152.95	32,447.28	36,908.00
PART TIME	0152	2,998.72	9,846.36	5,137.20	12,148.50	3,117.33	12,500.00
SOCIAL SECURITY TAX	0201	5,655.21	6,367.89	5,949.59	7,383.00	5,657.76	7,670.00
GROUP INSURANCE	0202	23,687.04	23,010.24	22,999.68	22,560.00	20,677.80	24,013.00
RETIREMENT	0203	8,310.95	9,995.92	9,836.68	11,437.00	9,539.69	11,875.00
WORKERS COMPENSATION	0204	192.24	288.32	216.02	300.00	141.02	225.00
UNEMPLOYMENT INSURANCE	0206	20.38	237.96	356.14	504.00	62.04	100.00
AUTO ALLOWANCE	0225	5,469.96	5,634.00	5,634.00	5,915.70	5,422.67	6,211.49
OFFICE SUPPLIES	0310	3,265.82	2,915.94	4,640.93	5,000.00	4,275.61	5,000.00
SUBSCRIPTIONS & MEMBERSHI	0390	170.00	170.00	170.00	200.00	170.00	200.00
TELEPHONE EXPENSE	0420	1,781.01	2,334.42	2,451.71	2,500.00	2,237.43	2,500.00
TRAVEL EXPENSE	0426	276.56	.00	266.59	.00	.00	
CONTINUING EDUCATION	0427	.00	.00	100.00	200.00	.00	200.00
BONDS	0480	278.00	100.00	200.00	290.00	.00	290.00
CAPITAL OUTLAY	0572	.00	.00	.00	.00	.00	
OTHER EXPENSE	0600	44.40	.00	.00	50.00	328.25	350.00
PRINCIPAL - CANON COPIER	0612	.00	.00	40.20	516.00	331.74	375.00
INTEREST CANON COPIER - I	0614	.00	.00	18.80	255.00	140.26	375.00
TLFTA	0619	1,290.00	1,050.00	1,128.00	5,000.00	1,050.00	5,000.00
TOTAL JUSTICE OF PEACE #1	0999	125,969.45	136,658.75	133,853.24	152,703.65	125,560.08	162,468.57

CONSTABLE #1 (2100)

Description	Line Item	FY 2019	FY 2020	FY 2021	FY 2022	BUDGET YTD @ 08/31/2022	2023 Budget
CONSTABLE #1 SALARY	0101	40,029.08	41,230.02	41,230.02	43,291.50	39,961.20	45,456.08
CERTIFICATE PAY	0102	2,492.34	2,999.88	2,999.88	4,800.00	3,876.72	6,000.00
DEPUTY	0103	35,443.28	36,494.20	36,494.20	38,343.90	35,367.60	40,262.00
LONGEVITY	0104	.00	.00	.00	.00	.00	3,600.00
SOCIAL SECURITY TAX	0201	5,702.96	5,787.66	5,788.32	6,613.00	5,711.14	7,292.00
GROUP INSURANCE	0202	23,687.04	23,010.24	22,999.68	22,558.00	20,677.80	24,012.96
RETIREMENT	0203	8,306.42	8,990.89	9,288.44	10,243.00	9,332.65	11,296.00
WORKERS COMPENSATION	0204	1,260.72	1,390.04	1,121.04	1,176.00	1,211.51	2,000.00
UNEMPLOYMENT INSURANCE	0206	9.00	144.00	252.00	252.00	9.00	300.00
CLOTHING EXPENSE	0210	260.00	112.96	362.89	500.00	42.99	500.00
STATE FUNDING	0300	.00	.00	.00	.00	.00	
OFFICE SUPPLIES	0310	1,524.49	704.74	1,192.74	1,000.00	830.21	1,000.00
FUEL & OIL	0330	4,217.25	2,402.71	2,594.37	4,635.00	4,139.95	5,000.00
SUBSCRIPTIONS & MEMBERSHI	0390	577.50	745.00	820.00	700.00	920.00	700.00
TELEPHONE EXPENSE	0420	3,936.95	1,518.69	1,939.44	2,961.00	1,777.03	3,000.00
TRAVEL & SCHOOLS	0426	.00	.00	.00	1,000.00	480.00	1,000.00
REPAIRS & MAINTENANCE	0452	1,576.68	7,077.29	2,290.49	1,967.00	1,227.88	2,000.00
BONDS	0480	200.00	100.00	377.50	380.00	.00	400.00
CAPITAL OUTLAY	0572	.00	.00	.00	2,000.00	584.00	2,000.00
OTHER EXPENSE	0600	38.40	192.48	239.98	1,000.00	144.59	1,000.00
PRINCIPAL - 2013 FORD PIC	0612	.00	.00	.00	.00	.00	
PRINCIPAL-COPIER	0613	.00	.00	.00	.00	.00	
GMC SIERRA PICKUP 2020 -L	0614	.00	2,065.48	5,048.97	5,730.00	4,366.68	5,730.00
GMC SIERRA PICKUP 2020 -L	0615	.00	1,792.33	4,381.32	4,975.00	3,789.23	4,975.00
INTEREST - 2013 FORD PICK	0652	.00	.00	.00	.00	.00	
INTEREST-COPIER	0653	.00	.00	.00	.00	.00	
INTEREST 2020 GMC SIERRA	0654	.00	321.82	680.55	490.00	407.92	490.00
INTEREST GMC SIERRA P/UP	0655	.00	279.27	590.52	426.00	353.97	426.00

Description	Line Item	FY 2019	FY 2020	FY 2021	FY 2022	BUDGET YTD @ 08/31/2022	2023 Budget
SOCIAL SECURITY TAX	0201	6,048.66	6,223.94	6,572.65	6,629.00	6,041.96	8,992.00
GROUP INSURANCE	0202	23,674.56	22,997.76	21,072.64	22,560.00	20,677.80	24,025.00
RETIREMENT	0203	8,548.24	9,190.86	10,034.05	10,268.00	9,413.39	13,929.00
WORKERS COMPENSATION	0204	179.04	252.56	202.50	300.00	155.00	300.00
UNEMPLOYMENT INSURANCE	0206	8.63	144.00	252.00	288.00	262.12	288.00
AUTO ALLOWANCE	0225	5,223.00	5,379.96	5,379.96	5,649.00	5,178.25	
OFFICE SUPPLIES	0310	2,608.95	2,882.49	3,965.98	5,500.00	2,786.24	5,500.00
SUBSCRIPTIONS & MEMBERSHI	0390	1,083.87	801.50	1,530.82	1,200.00	1,030.30	1,200.00
TELEPHONE EXPENSE	0420	821.32	1,266.13	1,439.52	1,600.00	1,330.73	1,600.00
TRAVEL EXPENSE	0426	.00	.00	.00	.00	.00	1,000.00
CONTINUING EDUCATION	0427	690.00	818.95	325.00	1,000.00	325.00	1,000.00
SOFTWARE MAINTENANCE	0451	.00	.00	.00	.00	.00	
REPAIR & MAINTENANCE	0452	516.38	2,863.65	997.50	500.00	2,062.45	500.00
BONDS	0480	142.50	50.00	192.50	250.00	50.00	250.00
CAPITAL OUTLAY	0572	.00	.00	.00	1,500.00	.00	1,500.00
PUBLICATIONS	0590	1,044.75	1,387.15	1,100.30	1,000.00	1,067.42	1,000.00
OTHER EXPENSE	0600	156.00	302.25	61.90	500.00	21.46	500.00
TOTAL COUNTY AUDITOR	0999	125,747.66	131,698.60	134,901.52	139,743.00	126,233.84	179,121.00

COUNTY TREASURER (2500)							
COUNTY TREASURER SALARY	0101	40,029.08	41,230.02	41,230.02	43,291.50	39,961.20	45,456.08
ASSISTANT SALARY	0103	33,228.08	34,226.48	31,725.48	35,939.00	33,176.88	37,736.00
PART-TIME EMPLOYEE	0104	93.44	93.44	146.00	5,000.00	.00	5,000.00
LONGEVITY	0105	.00	.00	.00	.00	.00	1,925.00
SOCIAL SECURITY TAX	0201	5,564.09	5,768.07	5,545.96	6,445.00	5,584.68	6,365.00
GROUP INSURANCE	0202	23,674.56	22,997.76	22,978.20	22,560.00	20,658.11	24,013.00
RETIREMENT	0203	7,804.45	8,404.24	8,418.77	9,982.00	8,617.74	9,858.26
WORKERS COMPENSATION	0204	198.48	244.28	175.65	208.00	127.04	181.00
UNEMPLOYMENT INSURANCE	0206	13.31	144.09	254.34	392.00	9.00	14.00

Description	Line Item	FY 2019	FY 2020	FY 2021	FY 2022	BUDGET YTD @ 08/31/2022	2023 Budget
OFFICE SUPPLIES	0310	4,206.06	4,345.46	3,145.63	5,000.00	3,940.11	5,000.00
SUBSCRIPTIONS & MEMBERSHI	0390	233.00	282.00	261.00	400.00	304.00	500.00
TELEPHONE EXPENSE	0420	785.08	1,222.62	1,438.16	1,600.00	1,336.78	1,200.00
TRAVEL EXPENSE	0426	2,207.83	148.05	1,599.88	4,000.00	2,177.90	4,000.00
SOFTWARE MAINTENANCE	0451	5,100.00	5,100.00	5,100.00	5,100.00	5,100.00	5,100.00
COMPUTER REPAIR	0452	118.75	1,116.25	47.50	1,500.00	142.50	1,500.00
BONDS	0480	278.00	100.00	100.00	300.00	100.00	200.00
CAPITAL OUTLAY	0572	.00	890.00	.00	2,500.00	699.95	2,500.00
OTHER	0600	.00	.00	.00	500.00	.00	500.00
PRINCIPAL-COPIER	0612	.00	.00	.00	.00	.00	
INTEREST-COPIER	0614	.00	.00	.00	.00	.00	
TOTAL COUNTY TREASURER	0999	123,534.21	126,312.76	122,166.59	144,717.50	121,935.89	151,048.34

COUNTY TAX ASSESSOR/COLLECTOR (2600)							
TAX ASSESSOR/COLLECTOR SA	0101	40,029.08	41,230.02	41,230.02	43,291.50	39,961.20	45,456.08
LONGEVITY	0103	.00	.00	.00	.00	.00	7,130.00
DEPUTIES SALARIES (5)	0104	161,399.06	156,383.29	129,387.95	164,203.00	137,741.65	172,414.00
SOCIAL SECURITY TAX	0201	14,948.26	14,728.92	12,689.75	15,874.00	13,222.96	17,213.00
GROUP INSURANCE (6)	0202	74,022.00	69,024.48	57,486.72	67,673.00	59,202.26	72,038.00
RETIREMENT	0203	21,495.66	21,993.59	19,637.19	24,589.00	20,938.58	26,663.00
WORKERS COMPENSATION	0204	514.00	663.84	301.58	511.00	347.62	490.00
UNEMPLOYMENT INSURANCE	0206	50.24	896.96	1,389.75	1,260.00	100.73	150.00
OFFICE SUPPLIES	0310	7,494.49	5,271.47	5,468.05	6,600.00	5,806.34	7,600.00
A&C FIRE PROTECTION, FIRE	0313	.00	.00	.00	.00	.00	
SUBSCRIPTIONS & MEMBERSHI	0390	934.50	1,016.69	829.13	1,500.00	205.00	1,000.00
DATA PROCESSING	0410	9,985.54	10,184.41	10,782.38	22,100.00	7,431.86	11,500.00
TELEPHONE EXPENSE	0420	3,050.12	3,969.04	4,261.21	4,000.00	3,955.91	4,000.00
TRAVEL EXPENSE	0426	2,497.37	1,272.38	2,120.29	4,200.00	1,582.41	3,800.00

Description	Line Item	FY 2019	FY 2020	FY 2021	FY 2022	BUDGET YTD @ 08/31/2022	2023 Budget
CHIEF DEPUTY TRAINING	0429	2,138.81	1,008.14	1,609.71	3,700.00	1,143.47	3,100.00
SOFTWARE MAINTENANCE	0451	16,091.00	32,182.00	.00	19,000.00	16,091.00	25,000.00
COMPUTER REPAIRS	0452	1,311.22	2,666.35	738.76	4,330.00	2,187.99	3,000.00
RECORDS PRESERVATION/SCAN	0453	.00	.00	.00	.00	.00	10,000.00
BONDS	0480	217.00	317.56	3,767.00	425.00	217.00	3,838.00
CAPITAL OUTLAY	0572	.00	.00	.00	8,600.00	6,713.21	1,000.00
OTHER	0600	412.65	215.55	171.15	200.00	.00	500.00
PRINCIPAL - COPIER	0612	96.25	.00	163.29	674.44	616.91	710.00
INTEREST - COPIER	0650	1.75	.00	46.71	165.62	153.09	131.00
TOTAL COUNTY TAX A/C	0999	356,689.00	363,024.69	292,080.64	392,896.56	317,619.19	416,733.08

COURTHOUSE (2700)							
LONGEVITY	0103	.00	.00	.00	.00	.00	510.00
MAINTENANCE SALARY - 2	0105	40,543.38	46,929.47	46,672.39	50,163.00	45,066.40	52,672.00
SOCIAL SECURITY	0201	3,101.59	3,590.12	3,506.58	3,930.00	3,473.19	4,298.00
GROUP INSURANCE	0202	4,934.80	11,505.12	11,499.84	11,280.00	10,338.90	12,018.00
RETIREMENT	0203	4,348.58	5,226.76	5,369.88	6,087.00	5,438.97	6,658.00
WORKERS COMPENSATION	0204	2,537.00	1,751.00	1,603.32	1,427.00	993.78	1,200.00
UNEMPLOYMENT	0206	162.44	286.49	494.28	504.00	29.66	100.00
AUTO ALLOWANCE	0225	.00	.00	.00	1,200.00	1,100.00	3,000.00
JANITORIAL SUPPLIES	0332	5,669.40	6,666.28	6,681.61	7,000.00	6,084.96	7,000.00
PEST CONTROL	0408	1,512.38	1,542.00	1,500.00	2,000.00	1,075.00	1,600.00
ELECTRICITY	0440	15,712.03	14,443.37	14,297.64	18,000.00	12,705.84	18,000.00
WATER	0442	5,743.74	4,659.46	3,859.65	4,700.00	3,800.11	4,700.00
REPAIRS & MAINTENANCE	0452	20,736.13	7,045.30	16,198.32	14,000.00	3,974.28	14,000.00
LANDSCAPING	0455	.00	.00	.00	4,500.00	4,125.00	
UTILITIES FOR ANNEX	0500	10,567.08	9,532.07	4,334.54	800.00	2,127.96	2,300.00
ITAL TO HOSPITAL	0520	.00	.00	.00	24,000.00	20,000.00	24,000.00
COURTHOUSE MASTER PLAN	0525	.00	66,300.00	14,200.00	1,000.00	1,500.00	1,000.00

Description	Line Item	FY 2019	FY 2020	FY 2021	FY 2022	BUDGET YTD @ 08/31/2022	2023 Budget
ANNEX RENOVATIONS	0571	.00	.00	.00	25,000.00	5,759.63	175,000.00
INTERNET ACCESS ENHANCEME	0572	.00	.00	.00	49,000.00	572.68	1,000.00
CAPITAL OUTLAY	0573	9,244.00	17,275.15	5,600.00	16,000.00	935.28	10,000.00
OLD CORA	0574	31.90	115.03	113.26	2,000.00	96.81	2,000.00
OTHER	0600	653.54	1,535.05	1,195.35	1,000.00	2,239.83	2,500.00
TOTAL COURTHOUSE	0999	125,497.99	198,402.67	137,126.66	243,591.00	131,438.28	343,556.00
COUNTY JAIL (2800) MAINTENANCE (LICENSED)	0105	32,977.55	34,101.05	27,254.62	38,012.00	32,907.13	42,484.00
CHIEF JAILER	0149	33,460.87	35,394.48	43,794.48	46,000.00	42,576.00	52,440.00
JAILERS SALARIES (11)	0150	372,063.45	423,544.80	427,090.65	461,000.00	321,218.05	496,000.00
LONGEVITY	0151	34,131.38	23,889.26	.00	.00	.00	5,170.00
SHIFT SUPERVISORS (2)	0152	124,521.33	78,513.52	117,523.64	138,000.00	177,109.50	159,000.00
CERTIFICATE PAY	0153	600.08	992.44	2,100.28	6,600.00	3,622.87	15,000.00
CLEARING ACH - PAYROLL	0154	.00	.00	.00	.00	.00	
SOCIAL SECURITY TAX	0201	46,794.39	46,749.27	47,582.86	52,756.00	47,124.08	58,600.00
GROUP INSURANCE (16)	0202	164,809.84	153,394.32	133,206.48	180,465.00	95,869.80	192,000.00
RETIREMENT	0203	67,225.44	70,975.50	75,709.51	81,720.00	74,756.82	91,304.00
WORKERS COMPENSATION	0204	8,715.52	11,422.80	8,378.55	9,580.00	9,259.35	14,020.00
UNEMPLOYMENT INSURANCE	0206	1,028.19	2,518.14	3,998.53	4,032.00	1,307.02	3,312.00
PERSONNEL UNIFORMS	0210	1,649.23	1,782.50	3,473.82	3,000.00	1,890.31	3,500.00
LAUNDRY/JANITORIAL/PEST C	0332	18,790.86	15,438.77	17,533.44	15,000.00	14,182.47	15,000.00
FOOD FOR PRISIONERS	0333	115,876.66	142,221.21	141,236.88	140,000.00	137,328.56	140,000.00
SUPPLIES	0334	19,852.71	15,645.79	13,351.69	15,000.00	14,682.96	20,000.00
AMMUNITION	0340	.00	.00	.00	.00	.00	
MAINTENANCE CONTRACTS	0352	5,120.00	9,635.00	2,560.00	13,800.00	12,252.50	13,800.00
UGS & MEDICAL EXPENSE	0391	72,974.62	46,711.64	76,234.32	120,000.00	118,487.99	125,000.00
PEST CONTROL	0408	1,000.00	900.00	1,049.00	1,000.00	675.00	1,000.00

Description	Line Item	FY 2019	FY 2020	FY 2021	FY 2022	BUDGET YTD @ 08/31/2022	2023 Budget
TELEPHONE EXPENSE	0420	8,074.12	5,829.72	5,229.01	2,807.00	2,915.41	3,000.00
SCHOOLS & JAIL CONFERENCE	0427	2,545.74	3,057.92	2,400.16	4,000.00	3,641.98	4,000.00
PRISONER TRANSFER	0430	1,709.35	13,757.15	531.07	5,000.00	794.87-	5,000.00
UTILITIES	0440	57,617.25	59,557.72	52,817.20	60,000.00	54,564.08	65,000.00
REPAIR & MAINTENANCE	0450	103,618.01	36,118.22	32,791.81	40,000.00	38,090.08	60,000.00
AUTO REPAIR	0454	809.50	.00	180.50	1,500.00	617.11	500.00
BONDS	0480	309.19	.00	320.00	600.00	112.00	600.00
PRISONER HOUSING	0486	.00	.00	1,215.00	5,000.00	.00	
CAPITAL OUTLAY	0573	110,505.36	43,929.79	41,934.27	35,000.00	36,235.79	10,000.00
OTHER EXPENSE	0600	3,276.00	6,473.00	3,076.27	5,000.00	4,537.95	5,000.00
PRINCIPAL-'15 TAHOE	0612	.00	.00	.00	.00	.00	
INTEREST-'15 TAHOE	0614	.00	.00	.00	.00	.00	
TOTAL COUNTY JAIL	0999	1,410,056.64	1,282,554.01	1,282,574.04	1,484,872.00	1,245,169.94	1,600,730.00
<hr/>							
SHERIFF (2900)							
SHERIFF SALARY	0101	52,549.90	54,126.80	54,126.80	56,834.00	52,462.08	59,675.70
CHIEF DEPUTY ENFORCEMENT	0103	51,584.60	59,045.57	47,954.48	50,232.00	46,482.48	56,834.00
DEPUTIES SALARIES (7)	0104	172,553.92	214,874.52	239,728.54	310,000.00	238,209.68	350,000.00
DEPUTY (INVESTIGATOR)-3	0105	163,520.00	141,542.26	121,010.97	145,000.00	87,350.44	159,000.00
SCHOOL RESOURCE OFFICER	0106	.00	36,094.48	.00	.00	.00	
DEPUTY-LAKE CONTRACT	0108	.00	.00	.00	18,700.00	.00	18,700.00
LONGEVITY	0150	29,762.47	.00	.00	.00	.00	10,670.00
RECORDS MANAGER	0151	27,154.48	31,314.48	31,314.48	34,320.00	32,754.48	37,500.00
CERTIFICATE PAY	0153	12,430.75	9,409.54	8,815.27	18,000.00	13,753.56	27,000.00
SOCIAL SECURITY TAX	0201	35,297.93	37,098.09	33,280.51	48,432.00	30,106.62	51,522.00
GROUP INSURANCE (13)	0202	137,174.96	142,838.26	137,027.23	146,625.00	100,569.30	156,000.00
RETIREMENT	0203	50,163.83	56,181.52	53,141.16	75,021.00	48,801.67	78,544.00
(KERS COMPENSATION	0204	7,394.32	9,588.76	7,763.28	9,212.00	7,019.42	12,131.00
UNEMPLOYMENT INSURANCE	0206	122.11	1,459.17	2,906.07	3,276.00	82.28	3,550.00

Description	Line Item	FY 2019	FY 2020	FY 2021	FY 2022	BUDGET YTD @ 08/31/2022	2023 Budget
PERSONNEL UNIFORMS	0210	2,573.44	3,191.87	3,588.25	5,000.00	1,558.65	5,000.00
OFFICE SUPPLIES	0310	8,152.93	5,533.45	4,524.63	7,000.00	3,336.82	7,000.00
DASH CAM & BODY CAMS LEAS	0313	.00	.00	13,992.00	14,000.00	13,992.00	14,000.00
GENERAL SUPPLIES	0320	961.55	882.72	644.49	2,600.00	996.29	2,600.00
FUEL & OIL	0330	42,769.28	34,587.60	46,155.85	50,000.00	55,805.16	70,000.00
AMMUNITION	0340	716.24	1,935.80	957.05	2,500.00	500.93	2,500.00
MAINTENANCE CONTRACTS	0352	29,056.50	24,639.50	30,780.10	32,000.00	32,637.00	32,000.00
SUBSCRIPTIONS & MEMBERSHI	0390	2,201.00	2,671.00	1,713.00	2,200.00	2,082.72	2,200.00
TELEPHONE EXPENSE	0420	13,886.03	12,222.04	11,215.24	12,000.00	10,204.18	12,000.00
TRAVEL-OFFICE PERSONNEL	0426	743.91	28.46	.00	1,000.00	1,190.48	1,000.00
TRAVEL SCHOOLS-DEPUTIES &	0428	3,580.21	2,212.20	2,745.17	3,000.00	2,469.37	3,000.00
PRISONER TRANSFER	0430	23.97	164.31	309.20	500.00	35.64	500.00
REPAIR & MAINTENANCE	0450	227.16	314.00	1,825.65	5,500.00	3,259.92	5,500.00
AUTO REPAIR & MAINTENANCE	0454	14,893.07	14,326.77	13,677.53	16,000.00	10,250.53	16,000.00
BONDS	0480	327.00	512.06	377.00	1,000.00	440.88	1,000.00
COMPUTER REPAIR	0568	3,465.10	2,843.53	3,911.23	4,000.00	2,515.85	4,000.00
AUTOMOBILES	0571	.00	.00	.00	40,000.00	39,165.56	50,000.00
CAPITAL OUTLAY	0572	7,765.07	12,825.00	7,312.84	10,000.00	5,496.34	10,000.00
LAW BOOKS	0590	.00	548.00	.00	600.00	503.00	200.00
OTHER EXPENSE	0600	2,152.73	698.19	1,292.49	5,000.00	2,834.77	2,500.00
PRINCIPAL-2018 FORD P/U-1	0615	10,224.40	10,698.16	3,640.50	.00	.00	_____
PRINCIPAL 2-2017 FORD F15	0619	21,006.45	18,134.85	.00	.00	.00	_____
2019 FORD F150 SUPER CAB	0620	.00	2,450.96	28,151.09	.00	.00	_____
2019 FORD F150 SUPER CAB	0621	.00	2,450.96	28,151.09	.00	.00	_____
INTEREST- 2 -2017 FORD F1	0661	1,260.03	353.71	.00	.00	.00	_____
INTEREST - 2019 FORD F150	0662	.00	260.44	921.26	.00	.00	_____
INTEREST - 2019 FORD F150	0663	.00	260.44	921.26	.00	.00	_____
INTEREST-2018 FORD P/U-11	0665	902.96	429.20	33.37	.00	.00	_____

Description	Line Item	FY 2019	FY 2020	FY 2021	FY 2022	BUDGET YTD @ 08/31/2022	2023 Budget
TOTAL SHERIFF	0999	906,598.30	948,748.67	943,909.08	1,129,552.00	846,868.10	1,262,126.70
AUTO REPAIR	0454	.00	.00	.00	.00	.00	
SOCIAL WELFARE (3100)							
SOCIAL WELFARE-AID	0405	.00	475.00	.00	3,000.00	.00	3,000.00
TOTAL SOCIAL WELFARE	0999	.00	475.00	.00	3,000.00	.00	3,000.00
TEXAS AGRI LIFE EXTENSION (3200)							
COUNTY AGENT SALARY	0102	14,989.00	15,438.80	15,438.80	16,210.95	14,963.76	17,022.00
YOUTH & 4 H ASSISTANT	0103	14,230.00	14,752.44	28,826.64	31,025.40	28,592.44	32,577.00
LONGEVITY	0104	.00	.00	.00	.00	.00	1,220.00
SECRETARY SALARY	0105	30,594.31	31,714.88	31,684.20	33,625.00	29,873.68	35,307.00
SOCIAL SECURITY TAX	0201	4,172.50	4,340.85	5,438.58	6,190.00	5,201.64	6,589.00
GROUP INSURANCE	0202	11,843.52	11,505.12	20,124.72	22,560.00	20,677.80	24,012.96
RETIREMENT	0203	4,772.82	5,175.06	6,963.91	7,662.00	6,887.81	10,206.00
WORKERS COMPENSATION	0204	131.40	141.76	160.61	201.00	106.18	187.00
UNEMPLOYMENT INSURANCE	0206	142.72	263.59	530.45	504.00	54.78	50.00
OFFICE SUPPLIES	0310	2,043.97	2,307.06	2,069.25	2,500.00	1,121.73	2,500.00
POSTAGE	0311	.00	.00	.00	147.00	.00	147.00
DEMO SUPPLIES	0334	1,104.41	1,148.56	417.03	2,700.00	2,064.62	2,700.00
SUBSCRIPTION-MEMBERSHIPS	0390	.00	.00	.00	.00	.00	
TELEPHONE EXPENSE	0420	1,538.98	1,581.94	1,608.10	1,700.00	1,487.89	1,700.00
TRAVEL-MILEAGE	0426	8,701.76	7,703.98	8,415.82	8,000.00	8,179.97	8,000.00
OUT OF TOWN TRAVEL-SCH &	0427	2,417.90	1,815.25	1,356.50	2,500.00	1,379.77	2,500.00
COMPUTER REPAIR	0453	.00	.00	.00	.00	.00	
CELL PHONE \$40. EACH EMPL	0572	1,440.00	1,440.00	1,440.00	1,440.00	1,320.00	1,440.00
COMMUNITY CENTERS	0574	400.00	.00	50.00	500.00	375.00	500.00
IER	0600	140.00	140.00	786.96	200.00	507.10	200.00
PRINCIPAL-COPIER	0610	1,821.98	1,865.77	1,856.17	2,000.00	1,797.65	2,000.00

Description	Line Item	FY 2019	FY 2020	FY 2021	FY 2022	BUDGET YTD @ 08/31/2022	2023 Budget
INTEREST-COPIER	0650	446.02	591.23	411.83	275.00	256.35	275.00
<hr/>							
TOTAL AGRI-HEALTH & EDUAT	0999	100,931.29	101,926.29	127,579.57	139,940.35	124,848.17	149,132.96
<hr/>							
CONTRIBUTIONS (3300)							
TRAPPER	0704	19,999.92	20,000.00	19,999.92	20,000.00	18,333.26	21,960.00
HISTORICAL COMMISSION	0705	2,000.00	3,000.00	3,000.00	3,000.00	3,000.00	3,000.00
COMANCHE COUNTY MUSEUM	0706	5,191.29	4,630.59	5,131.28	4,500.00	5,048.37	5,500.00
DE LEON LIBRARY	0707	26,277.00	24,087.25	26,277.00	26,277.00	24,087.25	27,127.00
MH/MR	0708	8,499.96	8,500.00	8,499.96	8,500.00	7,791.63	8,500.00
AGENCY ON AGING	0709	33,852.00	41,000.00	41,000.04	51,000.00	46,750.00	64,625.00
CASA	0710	5,129.00	5,129.00	5,129.00	5,129.00	5,129.00	7,500.00
SIPE SPRINGS VFD	0711	12,221.28	15,326.16	15,326.16	17,625.00	16,156.25	20,269.00
COMANCHE FIRE DEPT.	0712	18,889.44	23,889.48	23,889.48	27,473.00	25,183.62	31,594.00
DELEON FIRE DEPT.	0713	21,002.16	22,002.12	22,001.90	25,302.00	23,193.50	29,098.00
ENERGY FIRE DEPT.	0714	8,326.10	9,326.16	9,326.16	10,725.00	9,831.25	12,334.00
GUSTINE FIRE DEPT.	0715	14,326.10	15,326.16	15,326.16	17,625.00	16,156.25	20,269.00
PROMONTORY PARK FIRE DEPT	0719	13,312.01	14,312.04	14,312.04	16,459.00	15,087.38	18,928.00
PROCTOR FIRE DEPT	0720	17,615.28	20,819.04	20,819.04	23,942.00	21,946.87	27,534.00
DELEON BOY SCOUT HOUSE	0726	2,499.96	1,875.06	.00	.00	.00	
COMANCHE COUNTY CHILD WEL	0727	3,000.00	3,000.00	3,000.00	3,000.00	3,000.00	3,000.00
INSURANCE/VOL FIRE DEPTS	0728	.00	2,391.50	2,391.50	2,500.00	.00	2,500.00
DE LEON DEPOT	0729	2,000.00	2,000.00	2,000.00	2,000.00	2,000.00	2,000.00
COMMUNITY REHAB PROJECT	0730	4,000.00	4,000.00	4,000.00	4,000.00	4,000.00	5,000.00
RESOURCE CONSERVATION & D	0732	.00	.00	.00	.00	.00	500.00
COMMUNITY SUPERVISON & CO	0734	.00	.00	.00	.00	.00	1,000.00
<hr/>							
TOTAL CONTRIBUTIONS	0999	218,141.50	240,614.56	241,429.64	269,057.00	246,694.63	312,238.00
<hr/>							
DEPARTMENT OF PUBLIC SAFETY (3400)							
DPS PART-TIME EMPLOYEE	0105	8,099.80	8,337.26	7,237.45	13,983.00	5,887.44	

Description	Line Item	FY 2019	FY 2020	FY 2021	FY 2022	BUDGET YTD @ 08/31/2022	2023 Budget
SOCIAL SECURITY	0201	596.32	613.47	529.34	1,070.00	449.37	_____
RETIREMENT	0203	865.95	928.64	831.53	1,657.00	697.09	_____
WORKERS COMPENSATION	0204	31.44	29.72	17.32	50.00	1.74	_____
UNEMPLOYMENT	0206	71.98	69.71	170.82	252.00	11.19	_____
TELEPHONE	0420	3,858.68	3,991.43	3,624.95	4,730.00	3,701.01	4,300.00
CAPITAL OUTLAY	0572	.00	.00	.00	.00	7,790.00	_____
INTERNET ACCESS	0575	.00	.00	.00	.00	.00	2,000.00
OTHER	0600	449.99	.00	.00	1,050.00	178.90	300.00
SUPPLIES	0610	1,501.77	1,867.73	1,267.10	3,625.00	778.13	1,000.00
INTEREST	0650	.00	.00	.00	.00	.00	_____
TOTAL D.P.S.	0999	15,475.93	15,837.96	13,678.51	26,417.00	19,494.87	7,600.00

CITY/COUNTY LIBRARY-GENERAL FD (3500)							
TRANSFERS- ROOF REPLACEME	0498	.00	.00	.00	.00	.00	30,000.00
OPERATING TRANSFERS	0499	74,435.00	76,645.00	74,519.04	72,006.00	68,001.56	88,903.00
TOTAL CITY/COUNTY LIBRARY	0999	74,435.00	76,645.00	74,519.04	72,006.00	68,001.56	118,903.00

220TH JUDICIAL DIST.-GEN.FUND (3600)							
DISTRICT JUDGE	0415	2,729.00	2,703.00	2,499.00	2,499.00	2,290.75	2,499.00
COURT CO-ORDINATOR	0416	30,122.00	30,671.00	53,061.96	55,285.00	50,677.88	57,642.00
COURT REPORTER	0417	35,940.00	36,899.00	35,997.96	37,932.00	34,771.00	40,085.00
DISTRICT ATTORNEY	0418	191,140.00	190,901.00	191,301.00	190,901.00	178,862.24	185,095.00
TOTAL 220TH JUDICIAL DIST	0999	259,931.00	261,174.00	282,859.92	286,617.00	266,601.87	285,321.00

JUVENILE PROBATION-GEN.FUND (3700)							
TRANSFER FROM GENERAL FUN	0499	30,307.00	30,307.00	37,884.00	37,884.00	34,726.76	48,533.00
TOTAL JUVENILE PROB.-GEN.	0999	30,307.00	30,307.00	37,884.00	37,884.00	34,726.76	48,533.00

CENTRAL DISPATCH-911 (4000)							
TRANSFER FROM GENERAL FUN	0499	181,110.00	191,875.00	170,412.96	244,948.00	238,736.71	260,149.00

Run Date: 09/02/22
Run Time: 13:19:28
glprbudw 1.00.m

BUDGET ANALYSIS WORKSHEET -- (FUND: 005) GENERAL FUND
For COMANCHE COUNTY
Budget Analysis worksheet of Expenses
Budget Year: 2023

Description	Line Item	FY 2019	FY 2020	FY 2021	FY 2022	BUDGET YTD @ 08/31/2022	2023 Budget
TOTAL-CENTRAL DISPATCH-91	0999	181,110.00	191,875.00	170,412.96	244,948.00	238,736.71	260,149.00
TOTAL - GENERAL FUND	0999	5,691,705.74	5,794,207.87	5,713,464.84	6,833,538.97	5,438,194.82	7,624,735.42

Run Date: 09/02/22
Run Time: 13:19:28
qlprbudw 1.00.m

BUDGET ANALYSYS WORKSHEET -- (FUND: 006) SHERIFF'S DRUG FORFEITURE FUND
For COMANCHE COUNTY
Budget Analysis worksheet of Revenues
Budget Year: 2023

Description	Line Item	FY 2019	FY 2020	FY 2021	FY 2022	BUDGET YTD @ 08/31/2022	2023 Budget
REV - SHERIFF'S DRUG FORFEITUR (006)							
DRUG FORFEITURES	0200	.00	39,762.99	.00	.00	15,075.00	100.00
TOTAL - SHERIFF'S DRUG FO	0999	.00	39,762.99	.00	.00	15,075.00	100.00

Run Date: 09/02/22
Run Time: 13:19:28
qlprbudw 1.00.m

BUDGET ANALYSYS WORKSHEET -- (FUND: 006) SHERIFF'S DRUG FORFEITURE FUND
For COMANCHE COUNTY
Budget Analysis Worksheet of Expenses
Budget Year: 2023

Description	Line Item	FY 2019	FY 2020	FY 2021	FY 2022	BUDGET YTD @ 08/31/2022	2023 Budget
EXP - SHERIFF'S DRUG FORFEITUR (006)							
CAPITAL OUTLAY	0571	.00	.00	.00	.00	.00	1,000.00
OTHER EXPENSES	0600	.00	6,862.00	6,177.31	28,948.00	2,151.62	40,772.00
TOTAL - SHERIFF'S DRUG FO	0999	.00	6,862.00	6,177.31	28,948.00	2,151.62	41,772.00

Description	Line Item	FY 2019	FY 2020	FY 2021	FY 2022	BUDGET YTD @ 08/31/2022	2023 Budget
REV - JURY FUND (007)							
INTEREST	0100	133.44	102.99	20.68	150.00	29.23	50.00
COUNTY CLERK	0400	.00	.00	.00	.00	.00	
STATE REIMBURSEMENT	0500	3,400.00	2,278.00	2,244.00	2,750.00	3,434.00	2,750.00
OTHER INCOME	0600	.00	.20	.10	.00	3.10	
DISTRICT CLERK	0700	320.00	360.00	520.00	650.00	1,123.55	850.00
TRANSFER IN	0710	19,399.92	19,400.00	19,400.04	1,200.00	1,100.00	1,200.00
J P	0800	.00	22.00	22.00	100.00	285.82	200.00
TOTAL - JURY FUND	0999	23,253.36	22,163.19	22,206.82	4,850.00	5,975.70	5,050.00

Run Date: 09/02/22
 Run Time: 13:19:28
 alprbudw 1.00.m

BUDGET ANALYSYS WORKSHEET -- (FUND: 007) JURY FUND
 For COMANCHE COUNTY
 Budget Analysis Worksheet of Expenses
 Budget Year: 2023

Description	Line Item	FY 2019	FY 2020	FY 2021	FY 2022	BUDGET YTD @ 08/31/2022	2023 Budget
EXP - JURY FUND (007)							
WORKERS COMPENSATION	0204	34.44	11.76	34.96	100.00	3.11	50.00
DISTRICT COURT JURY EXPEN	0485	6,260.00	2,740.00	6,970.00	21,650.00	8,070.00	21,650.00
COUNTY COURT JURY EXPENSE	0487	60.00-	380.00	160.00	1,500.00	910.00	5,000.00
JUSTICE COURT JURY EXPENS	0489	40.00-	.00	.00	1,500.00	850.00	1,500.00
TOTAL - JURY FUND	0999	6,194.44	3,131.76	7,164.96	24,750.00	9,833.11	28,200.00

Run Date: 09/02/22
Run Time: 13:19:28
qlprbudw 1.00.m

BUDGET ANALYSYS WORKSHEET -- (FUND: 008) COUNTY CLERK/RECORD MANAGEMENT
For COMANCHE COUNTY
Budget Analysis Worksheet of Revenues
Budget Year: 2023

Description	Line Item	FY 2019	FY 2020	FY 2021	FY 2022	BUDGET YTD @ 08/31/2022	2023 Budget
REV - CO.CLERK RECORDS MANAGEM (008)							
INTEREST	0100	962.59	769.46	153.11	1,000.00	330.85	250.00
COUNTY CLERK FEES	0400	31,075.62	28,881.98	37,304.85	36,000.00	40,972.19	47,500.00
TOTAL - CO.CLERK RECORDS	0999	32,038.21	29,651.44	37,457.96	37,000.00	41,303.04	47,750.00

Run Date: 09/02/22
 Run Time: 13:19:28
 qlprbudw 1.00.m

BUDGET ANALYSYS WORKSHEET -- (FUND: 008) COUNTY CLERK/RECORD MANAGEMENT
 For COMANCHE COUNTY
 Budget Analysis worksheet of Expenses
 Budget Year: 2023

Description	Line Item	FY 2019	FY 2020	FY 2021	FY 2022	BUDGET YTD @ 08/31/2022	2023 Budget
EXP - CO.CLERK RECORDS MANAGEM (008)							
SALARIES	0150	.00	.00	.00	2,000.00	.00	2,000.00
SOCIAL SECURITY	0201	.00	.00	.00	150.00	.00	155.00
RETIREMENT	0203	.00	.00	.00	50.00	.00	250.00
WORKERS COMP.	0204	.00	.00	.00	50.00	.00	50.00
UNEMPLOYMENT	0206	.00	.00	.00	50.00	.00	50.00
OFFICE SUPPLIES	0310	.00	.00	.00	400.00	.00	400.00
MAINTENANCE CONTRACTS	0352	15,121.81	15,121.81	15,121.81	30,000.00	15,121.81	30,000.00
BOOK BINDING	0435	.00	.00	.00	4,000.00	.00	4,000.00
CAPITAL OUTLAY	0572	.00	.00	.00	2,000.00	.00	2,000.00
OTHER	0600	.00	.00	.00	10,000.00	.00	10,000.00
TOTAL - CO.CLERK RECORDS	0999	15,121.81	15,121.81	15,121.81	48,700.00	15,121.81	48,905.00

Run Date: 09/02/22
 Run Time: 13:19:28
 r\prbudw 1.00.m

BUDGET ANALYSIS WORKSHEET -- (FUND: 009) CENTRAL DISPATCH FUND
 For COMANCHE COUNTY
 Budget Analysis Worksheet of Revenues
 Budget Year: 2023

Description	Line Item	FY 2019	FY 2020	FY 2021	FY 2022	BUDGET YTD @ 08/31/2022	2023 Budget
REV - CENTRAL DISPATCH (009)							
INTEREST	0100	997.38	732.50	154.02	.00	213.09	
OPERATING-CITY OF COMANCH	0335	113,496.00	120,242.19	108,833.62	153,501.00	140,709.25	162,717.63
OPERATING-CITY OF DELEON	0336	58,698.25	62,291.04	55,323.96	79,522.00	72,895.13	87,241.44
OPERATING-CITY OF GUSTINE	0337	11,615.45	15,097.30	11,739.96	16,875.00	15,468.75	15,126.75
OPERATING-COMANCHE COUNTY	0338	181,110.00	191,875.00	156,211.88	244,948.00	238,736.71	260,148.62
OPERATING-EMS	0339	15,245.04	16,151.04	15,850.04	20,618.00	18,899.87	45,672.56
TOTAL - CENTRAL DISPATCH	0999	381,162.12	406,389.07	348,113.48	515,464.00	486,922.80	570,907.00

Description	Line Item	FY 2019	FY 2020	FY 2021	FY 2022	BUDGET YTD @ 08/31/2022	2023 Budget
EXP - CENTRAL DISPATCH (009)							
LONGEVITY	0102	.00	.00	.00	.00	.00	6,190.00
CERTIFICATE PAY	0103	1,707.55	2,399.80	5,861.35	11,400.00	10,315.32	18,600.00
SALARIES (8)	0104	217,604.85	214,102.91	261,679.26	303,000.00	240,925.77	333,300.00
OVERTIME	0151	.00	.00	.00	.00	.00	
SOCIAL SECURITY	0201	16,602.27	16,399.93	20,202.72	24,052.00	18,991.51	26,950.00
GROUP INSURANCE (8)	0202	69,087.20	58,484.36	85,290.48	90,230.00	72,372.30	96,000.00
RETIREMENT	0203	23,322.71	24,110.56	30,771.11	37,257.00	29,606.66	41,746.00
WORKERS COMPENSATION	0204	547.04	868.04	542.72	660.00	452.02	765.00
UNEMPLOYMENT	0206	216.01	874.64	2,307.68	2,016.00	66.29	1,656.00
UNIFORMS	0210	48.23	.00	.00	1,500.00	286.84	1,000.00
OFFICE SUPPLIES	0310	3,135.44	4,415.79	4,189.63	4,500.00	2,953.95	4,500.00
ANNUAL AUDIT	0401	4,100.00	4,200.00	4,350.00	4,500.00	4,450.00	4,500.00
PROFESSIONAL FEES	0402	.00	.00	.00	.00	.00	
TELEPHONE EXPENSE	0420	4,551.44	5,222.82	5,312.50	5,000.00	4,868.92	5,500.00
TRAINING	0427	1,506.63	722.26	1,825.04	1,500.00	1,429.61	1,500.00
REPAIR & MAINTENANCE	0450	8,567.63	1,021.31	956.20	4,500.00	316.75	4,500.00
CAPITAL OUTLAY	0572	.00	805.17	.00	5,000.00	.00	3,500.00
ANNUAL SOFTWARE MAINTENAN	0575	11,962.50	15,000.65	14,871.00	15,000.00	14,871.00	15,000.00
OTHER	0600	1,485.77	2,623.52	681.08	2,400.00	714.76	1,500.00
CENTRAL DISPATCH FUND REI	0601	40,000.00	.00	.00	.00	.00	
FISCAL SERVICE FEE	0695	4,200.00	4,200.00	4,200.00	4,200.00	3,850.00	4,200.00
TOTAL - CENTRAL DISPATCH	0999	408,645.27	355,451.76	443,040.77	516,715.00	406,471.70	570,907.00

Description	Line Item	FY 2019	FY 2020	FY 2021	FY 2022	BUDGET YTD @ 08/31/2022	2023 Budget
REV - ROAD & BRIDGE #1 (011)							
ROAD TAXES	0120	509,558.34	537,522.43	537,523.10	551,051.00	562,657.59	579,493.00
AUTO REGISTRATION	0300	81,612.56	80,865.94	77,274.53	81,612.00	81,613.33	81,612.00
F.E.M.A. GRANT TRANSFER	0333	496,225.22	629,445.52	79,346.47	.00	162,900.81	
ROAD & BRIDGE FEES	0343	33,484.10	33,971.12	34,744.11	27,204.00	33,814.62	27,204.00
GROSS WEIGHT & AXLE FEES	0345	13,538.49	14,460.95	12,221.40	14,302.00	12,654.52	14,302.00
COUNTY FINES	0350	5,857.81	6,505.61	8,528.39	7,141.00	6,409.90	7,141.00
INTEREST	0400	7,280.19	7,701.59	1,894.02	2,500.00	3,889.34	2,500.00
MISCELLANEOUS	0600	.00	1,021.00	.00	2,500.00	1,530.00	2,500.00
LOAN PROCEEDS	0610	.00	.00	.00	.00	.00	
HEALTH INSURANCE REFUND	0910	.00	.00	.00	.00	.00	
TOTAL - ROAD & BRIDGE #1	0999	1,147,556.71	1,311,494.16	751,532.02	686,310.00	865,470.11	714,752.00

Description	Line Item	FY 2019	FY 2020	FY 2021	FY 2022	BUDGET YTD @ 08/31/2022	2023 Budget
EXP - ROAD & BRIDGE #1 (011)							
SALARY-COMMISSIONER	0101	40,029.08	41,230.02	41,230.02	43,291.50	39,961.20	45,456.08
LONGEVITY	0103	.00	.00	.00	.00	.00	5,070.00
SALARY-ROAD HANDS (6)	0106	224,807.61	218,220.32	224,145.67	233,586.00	193,411.25	245,266.00
SOCIAL SECURITY TAX	0201	21,062.09	20,602.86	20,854.03	22,607.00	18,612.01	224,126.00
GROUP INSURANCE (7)	0202	82,904.64	80,535.84	78,582.24	78,955.00	63,913.20	84,044.00
RETIREMENT	0203	30,051.78	30,872.52	32,579.97	35,020.00	29,500.91	37,371.00
WORKERS COMPENSATION	0204	8,076.56	6,519.14	5,374.14	6,104.00	3,435.31	6,104.00
UNEMPLOYMENT INSURANCE	0206	88.59	864.00	1,721.68	1,512.00	92.40	150.00
UNIFORMS	0210	7,155.74	8,152.94	9,375.48	7,900.00	8,356.39	9,915.00
AUTO ALLOWANCE	0225	17,232.00	17,748.96	17,748.96	18,636.45	17,083.33	19,569.00
INTEREST/WELCH STATE BANK	0304	.00	.00	.00	.00	.00	
FUEL & OIL	0330	45,424.66	31,010.51	26,672.22	50,000.00	42,495.94	65,000.00
HERBICIDE EXPENSE	0331	.00	.00	.00	50,000.00	23,891.41	40,000.00
SUPPLIES	0334	9,689.80	4,457.75	16,182.59	8,000.00	7,022.64	10,000.00
REPAIR & MAINTENANCE	0351	51,587.26	63,837.23	31,744.43	65,000.00	48,568.51	65,000.00
BRIDGES	0361	.00	.00	.00	1,000.00	.00	1,000.00
MATERIALS	0362	430,371.38	184,794.61	26,639.31	80,000.00	41,361.27	70,000.00
SCS DAMS MAINTENANCE	0365	.00	.00	.00	2,000.00	.00	2,000.00
TELEPHONE	0420	6,090.23	5,721.58	5,477.80	4,500.00	3,168.48	4,500.00
TRAVEL-PARTS	0426	.00	.00	.00	.00	.00	
TRAVEL-SCHOOLS	0427	463.90	452.10	195.00	500.00	464.50	500.00
UTILITIES	0440	2,892.34	2,197.66	2,720.17	3,000.00	2,045.15	3,000.00
MACHINE HIRE	0461	242,587.50	73,562.50	.00	10,000.00	.00	5,000.00
CAPITAL OUTLAY	0571	39,500.00	859.00	45,140.43	60,000.00	40,000.00	50,000.00
OTHER EXPENSES	0600	196.87	259.00	9,465.34	2,000.00	191.34	2,000.00
PRINCIPAL-EQUIP/CNB	0614	21,646.07	22,448.14	.00	.00	.00	
INTEREST-EQUIP/CNB	0652	1,556.33	518.08	.00	.00	.00	
TRANSFER-DUMP SITE	0738	3,801.00	3,801.00	3,801.00	4,000.00	3,666.63	4,000.00

Run Date: 09/02/22
Run Time: 13:19:28
glprbudw 1.00.m

BUDGET ANALYSYS WORKSHEET -- (FUND: 011) ROAD & BRIDGE #1 FUND
For COMANCHE COUNTY
Budget Analysis Worksheet of Expenses
Budget Year: 2023

Description	Line Item	FY 2019	FY 2020	FY 2021	FY 2022	BUDGET YTD @ 08/31/2022	2023 Budget
TRANSFER TO FUND 74	0739	19,136.00	18,176.04	18,139.92	18,931.00	17,353.38	18,931.00
INMATE TELEPHONE PROCEEDS	0420	.00	.00	.00	.00	.00	_____
TOTAL - ROAD & BRIDGE #1	0999	1,306,351.43	836,841.80	617,790.40	806,542.95	604,595.25	1,018,002.08

Description	Line Item	FY 2019	FY 2020	FY 2021	FY 2022	BUDGET YTD @ 08/31/2022	2023 Budget
REV - ROAD & BRIDGE #2 (012)							
ROAD TAXES	0120	507,145.93	535,077.15	535,082.23	548,545.00	560,097.95	576,857.00
AUTO REGISTRATION	0300	81,324.56	80,580.56	77,001.85	81,324.00	81,325.36	81,324.00
F.E.M.A. GRANT TRANSFER	0333	850,944.50	14,116.04	156,338.08	.00	56,305.70	
ROAD & BRIDGE FEES	0343	33,365.96	33,851.27	34,621.46	27,108.00	33,695.28	27,108.00
GROSS WEIGHT & AXLE FEES	0345	13,490.71	14,409.92	12,178.27	14,252.00	12,609.86	14,252.00
COUNTY FINES	0350	5,850.71	6,482.68	8,498.31	7,116.00	6,121.03	7,116.00
INTEREST	0400	383.81	668.05	232.47	2,250.00	448.02	750.00
MISCELLANEOUS	0600	.00	2,254.00	27,251.00	2,500.00	5,400.00	5,500.00
LOAN PROCEEDS	0610	.00	.00	.00	.00	.00	
HEALTH INSURANCE REFUND	0910	.00	.00	.00	.00	.00	
TOTAL - ROAD & BRIDGE #2	0999	1,492,506.18	687,439.67	851,203.67	683,095.00	756,003.20	712,907.00

Description	Line Item	FY 2019	FY 2020	FY 2021	FY 2022	BUDGET YTD @ 08/31/2022	2023 Budget
EXP - ROAD & BRIDGE #2 (012)							
SALARY-COMMISSIONER	0101	40,029.08	41,230.02	41,230.02	43,291.50	39,961.20	45,456.08
LONGEVITY	0103	.00	.00	.00	.00	.00	2,960.00
SALARY-ROAD HANDS (5)	0106	238,103.98	209,968.90	127,291.97	194,250.00	145,996.58	203,963.00
SALARY-MECHANIC (1)	0107	44,860.50	6,264.32	.00	42,000.00	23,047.50	44,100.00
SOCIAL SECURITY TAX	0201	24,001.51	19,099.61	12,571.36	22,811.00	16,326.62	24,178.00
GROUP INSURANCE (7)	0202	91,806.68	78,641.60	37,397.76	78,955.00	42,313.09	84,044.00
RETIREMENT	0203	35,954.49	30,629.71	21,450.03	35,335.00	26,655.11	37,452.00
WORKERS COMPENSATION	0204	8,986.60	7,493.02	974.30	6,168.00	1,556.88	5,500.00
UNEMPLOYMENT INSURANCE	0206	480.40	975.53	1,189.27	1,512.00	505.34	605.00
UNIFORMS	0210	8,099.39	7,198.59	5,874.02	7,447.00	4,612.10	8,099.39
AUTO ALLOWANCE	0225	17,232.00	17,748.96	17,748.96	18,636.45	17,083.33	19,569.00
FUEL & OIL	0330	60,707.98	37,616.05	25,437.36	35,000.00	50,337.56	60,000.00
HERBICIDE EXPENSE	0331	1,739.99	13,610.00	3,372.50	10,000.00	6,740.00	10,000.00
SUPPLIES	0334	9,342.37	7,405.47	5,691.50	10,000.00	6,070.59	10,000.00
REPAIR & MAINTENANCE	0351	93,270.90	84,335.25	44,322.22	40,000.00	97,021.53	75,000.00
MATERIALS	0360	435,373.66	173,230.75	60,884.11	75,000.00	41,693.82	75,000.00
BUILDING IMPROVEMENT	0362	.00	.00	.00	.00	.00	
SCS DAMS MAINTENANCE	0365	.00	.00	.00	500.00	.00	
TELEPHONE	0420	6,096.59	5,535.11	5,502.51	6,000.00	4,515.80	6,000.00
RADIO TOWER	0422	.00	.00	.00	.00	.00	
EQUIPMENT RENTAL	0426	21,550.96	.00	.00	1,000.00	.00	1,000.00
TRAVEL-SCHOOLS	0427	195.00	108.10	665.80	500.00	360.40	200.00
UTILITIES	0440	2,605.38	2,580.30	2,691.92	2,800.00	2,892.85	2,800.00
MACHINE HIRE	0461	235,516.25	36,117.27	.00	1,000.00	.00	1,000.00
RIGHT OF WAY	0501	.00	.00	.00	100.00	.00	
CAPITAL OUTLAY	0571	82,650.00	37,721.16	3,499.99	225,000.00	46,194.72	150,000.00
HER EXPENSE	0600	622.31	499.00	1,203.44	500.00	360.06	500.00
PRINCIPAL/EQUIP/CNB - LOA	0613	20,441.62	19,717.51	3,271.36	.00	.00	

Description	Line Item	FY 2019	FY 2020	FY 2021	FY 2022	BUDGET YTD @ 08/31/2022	2023 Budget
INTEREST/EQUIP-CNB LOAN 1	0653	1,571.02	601.85	19.57	.00	.00	
TRANSFER-DUMP SITE	0738	3,801.00	3,801.00	3,801.00	4,000.00	3,666.63	4,000.00
TRANSFER TO FUND 74	0739	19,136.00	18,176.04	18,139.92	18,931.00	17,353.38	18,931.00
TOTAL - ROAD & BRIDGE #2	0999	1,504,175.66	860,305.12	444,230.89	880,736.95	595,265.09	890,357.47

Run Date: 09/02/22
 Run Time: 13:19:28
 qlprbudw 1.00.m

BUDGET ANALYSYS WORKSHEET -- (FUND: 013) ROAD & BRIDGE #3 FUND
 For COMANCHE COUNTY
 Budget Analysis worksheet of Revenues
 Budget Year: 2023

Description	Line Item	FY 2019	FY 2020	FY 2021	FY 2022	BUDGET YTD @ 08/31/2022	2023 Budget
REV - ROAD & BRIDGE #3 (013)							
ROAD TAXES	0120	566,193.62	597,321.24	597,915.95	612,355.00	625,252.66	643,961.00
AUTO REGISTRATION	0300	101,844.69	100,912.91	96,431.24	101,844.00	101,845.71	101,844.00
F.E.M.A. GRANT TRANSFER	0333	115,372.94	1,271,822.09	91,020.65	.00	.00	
ROAD & BRIDGE FEES	0343	41,784.64	42,392.37	43,356.98	33,948.00	42,197.06	33,948.00
GROSS WEIGHT & AXLE FEES	0345	16,894.73	18,045.88	15,251.14	17,848.00	15,791.64	17,848.00
COUNTY FINES	0350	7,296.38	8,118.39	10,642.65	8,911.00	7,832.54	8,911.00
INTEREST	0400	6,121.68	6,134.67	2,043.49	8,250.00	5,337.01	2,000.00
MISCELLANEOUS	0600	12,750.00	17,388.00	.00	2,500.00	3,870.00	5,000.00
HEALTH INSURANCE REFUND	0910	.00	.00	.00	.00	.00	
ORCA GRANT PROCEEDS	0920	.00	.00	.00	.00	.00	
TOTAL - ROAD & BRIDGE #3	0999	868,258.68	2,062,135.55	856,662.10	785,656.00	802,126.62	813,512.00

Description	Line Item	FY 2019	FY 2020	FY 2021	FY 2022	BUDGET YTD @ 08/31/2022	2023 Budget
EXP - ROAD & BRIDGE #3 (013)							
SALARY-COMMISSIONER	0101	40,029.08	41,230.02	41,230.02	43,291.50	39,961.20	45,456.08
LONGEVITY	0103	.00	.00	.00	.00	.00	6,010.00
SALARY-ROAD HANDS (7)	0106	292,363.67	252,494.59	195,324.97	299,250.00	205,388.80	314,213.00
SOCIAL SECURITY TAX	0201	25,931.09	23,150.69	19,012.01	27,631.00	19,691.50	29,472.00
GROUP INSURANCE (8)	0202	106,570.20	93,910.64	68,977.56	90,235.00	64,833.41	96,050.00
RETIREMENT	0203	37,285.68	34,645.82	29,270.27	42,800.00	30,905.98	45,652.00
WORKERS COMPENSATION	0204	8,813.84	9,162.58	6,226.50	7,321.00	2,565.20	7,321.00
UNEMPLOYMENT INSURANCE	0206	73.45	1,067.80	1,361.49	2,016.00	300.37	2,016.00
UNIFORMS	0210	8,821.70	10,760.13	8,362.16	14,000.00	7,335.86	14,000.00
AUTO ALLOWANCE	0225	17,232.00	17,748.96	17,748.96	18,636.45	17,083.33	19,569.00
FUEL & OIL	0330	71,957.23	53,233.73	49,529.76	60,000.00	84,206.20	110,000.00
SUPPLIES	0334	10,313.96	7,516.62	5,576.86	10,000.00	6,299.97	10,000.00
REPAIR & MAINTENANCE	0351	118,277.01	118,341.85	81,948.40	90,000.00	105,058.17	130,102.00
BRIDGES	0361	.00	.00	.00	20,000.00	.00	20,000.00
MATERIALS	0362	481,551.11	177,360.81	116,336.16	120,000.00	185,693.44	200,000.00
SCS DAMS MAINTENANCE	0365	.00	.00	.00	1,000.00	.00	1,000.00
TELEPHONE	0420	2,542.13	2,182.47	2,402.37	3,000.00	2,295.77	3,000.00
TRAVEL-PARTS	0426	58.08	.00	.00	500.00	.00	500.00
TRAVEL-SCHOOLS	0427	941.96	479.55	1,081.16	1,000.00	738.05	1,000.00
UTILITIES	0440	1,624.92	1,643.49	1,689.73	2,000.00	1,126.46	2,000.00
MACHINE HIRE	0461	432,113.75	98,321.25	960.00	25,000.00	500.00	25,000.00
RIGHT-OF-WAY	0501	.00	.00	.00	1,000.00	.00	1,000.00
CAPITAL OUTLAY	0571	63,282.87	.00	25,924.96	50,000.00	1,370.79	50,000.00
OTHER	0600	945.67	976.72	3,795.20	4,000.00	567.63	4,000.00
PRINCIPAL-JD CAB TRACTOR	0610	18,941.57	17,960.90	.00	.00	.00	
INTEREST-JD CAB TRACTOR	0651	1,207.27	382.48	.00	.00	.00	
TRANSFER-DUMP SITE	0738	3,801.00	3,801.00	3,801.00	4,000.00	3,666.63	4,000.00
TRANSFER TO FUND 74	0739	19,136.00	18,176.04	18,139.92	18,931.00	17,353.38	18,931.00

Description	Line Item	FY 2019	FY 2020	FY 2021	FY 2022	BUDGET YTD @ 08/31/2022	2023 Budget
TOTAL - ROAD & BRIDGE #3	0999	1,763,815.24	984,548.14	698,699.46	955,611.95	796,942.14	1,160,292.08

Description	Line Item	FY 2019	FY 2020	FY 2021	FY 2022	BUDGET YTD @ 08/31/2022	2023 Budget
REV - ROAD & BRIDGE #4 (014)							
ROAD TAXES	0120	524,261.20	553,083.46	553,683.00	567,004.00	578,946.26	596,270.00
AUTO REGISTRATION	0300	95,220.67	94,349.49	90,159.32	95,220.00	95,221.60	95,220.00
F.E.M.A GRANT TRANSFER	0333	549,506.16	49,742.20	97,290.45	.00	63,711.73	
ROAD & BRIDGE FEES	0343	39,067.42	39,635.62	40,537.47	31,470.00	39,453.04	31,470.00
GROSS WEIGHT & AXLE FEES	0345	15,795.90	16,872.17	14,259.20	16,687.00	14,764.54	16,687.00
COUNTY FINES	0350	6,834.56	7,590.36	9,950.41	8,332.00	7,323.09	8,332.00
INTEREST	0400	9,058.85	10,533.30	2,192.22	2,500.00	4,141.66	2,000.00
MISCELLANEOUS	0600	.00	15,538.50	103,681.00	5,000.00	40,125.00	5,000.00
PIPELINE	0610	.00	.00	.00	.00	.00	
HEALTH INSURANCE REFUND	0910	.00	.00	.00	.00	.00	
TOTAL - ROAD & BRIDGE #4	0999	1,239,744.76	687,860.70	911,753.07	726,213.00	843,686.92	754,979.00

Description	Line Item	FY 2019	FY 2020	FY 2021	FY 2022	BUDGET YTD @ 08/31/2022	2023 Budget
EXP - ROAD & BRIDGE #4 (014)							
** NOT FOUND **	0051	.00	.00	.00	.00	.00	
SALARY-COMMISSIONER	0101	40,029.08	41,230.02	41,230.02	43,291.50	39,961.20	45,456.08
LONGEVITY	0103	.00	.00	.00	.00	.00	6,870.00
SALARY-ROAD HANDS (7)	0106	252,540.85	249,997.94	296,314.98	334,551.00	272,790.93	351,279.00
SOCIAL SECURITY TAX	0201	23,423.33	23,432.61	26,810.61	30,331.00	24,909.10	32,373.00
GROUP INSURANCE (8)	0202	82,904.64	76,700.80	89,123.76	90,235.00	78,000.26	96,100.00
RETIREMENT	0203	32,774.52	34,421.48	40,893.54	46,983.00	38,852.71	50,147.00
WORKERS COMPENSATION	0204	7,596.52	8,121.58	7,808.34	8,515.00	4,463.51	6,435.00
UNEMPLOYMENT INSURANCE	0206	240.27	1,014.82	1,764.00	2,016.00	63.00	150.00
UNIFORMS	0210	6,000.00	6,250.00	7,000.00	8,000.00	8,000.00	8,000.00
AUTO ALLOWANCE	0225	17,232.00	17,748.96	17,748.96	18,636.45	17,083.33	19,569.00
FUEL & OIL	0330	53,286.29	28,997.21	36,207.33	30,000.00	55,565.67	100,000.00
SUPPLIES	0334	8,651.02	9,789.18	5,179.12	15,000.00	3,155.02	15,000.00
REPAIR & MAINTENANCE	0351	51,046.87	47,533.10	49,445.05	15,000.00	33,104.83	50,000.00
MATERIALS	0360	56,543.51	141,118.14	422,374.70	250,000.00	1,118.53	300,000.00
BRIDGES	0361	.00	.00	6,764.25	5,000.00	.00	5,000.00
SCS DAMS MAINTENANCE	0365	.00	.00	.00	250.00	.00	250.00
TELEPHONE	0420	6,522.47	5,839.62	6,656.50	6,000.00	6,455.53	6,000.00
TRAVEL PARTS	0426	.00	.00	24.87	250.00	.00	500.00
TRAVEL-SCHOOLS	0427	336.45	.00	374.76	500.00	.00	2,000.00
UTILITIES	0440	3,384.00	3,499.04	3,313.90	5,000.00	2,868.53	6,000.00
MACHINE HIRE	0461	18,900.00	34,285.00	6,160.90	5,000.00	600.00	5,000.00
CAPITAL OUTLAY	0571	22,249.00	92,096.00	66,667.00	80,000.00	116,860.71	80,000.00
OTHER	0600	2,205.31	1,371.40	2,089.63	5,000.00	1,737.03	5,000.00
TRANSFER-DUMP SITE	0738	3,801.00	3,801.00	3,801.00	4,000.00	3,666.63	4,000.00
TRANSFER TO FUND 74	0739	19,136.00	18,176.04	18,139.92	18,931.00	17,353.38	18,931.00
TOTAL - ROAD & BRIDGE #4	0999	708,803.13	845,423.94	1,155,893.14	1,022,489.95	726,609.90	1,214,060.08

Run Date: 09/02/22
 Run Time: 13:19:28
 r1prbudw 1.00.m

BUDGET ANALYSYS WORKSHEET -- (FUND: 015) RECORDS PRESERVATION FUND
 For COMANCHE COUNTY
 Budget Analysis Worksheet of Revenues
 Budget Year: 2023

Description	Line Item	FY 2019	FY 2020	FY 2021	FY 2022	BUDGET YTD @ 08/31/2022	2023 Budget
=====							
REV - RECORDS PRESERVATION FUN (015)							
INTEREST	0100	29.55	20.42	4.47	30.00	4.73	30.00
COUNTY CLERK	0400	1,789.31	2,123.63	2,341.53	2,500.00	2,707.29	2,500.00
DISTRICT CLERK	0700	1,317.30	1,114.00	1,189.92	1,896.00	3,475.58	3,250.00

TOTAL - RECORDS PRESERVAT	0999	3,136.16	3,258.05	3,535.92	4,426.00	6,187.60	5,780.00
=====							

run date: 09/02/22
Run Time: 13:19:28
glprbudw 1.00.m

BUDGET ANALYSIS WORKSHEET -- (FUND: 015) RECORDS PRESERVATION FUND
For COMANCHE COUNTY
Budget Analysis worksheet of Expenses
Budget Year: 2023

Description	Line Item	FY 2019	FY 2020	FY 2021	FY 2022	BUDGET YTD @ 08/31/2022	2023 Budget
EXP - RECORDS PRESERVATION FUN (015)							
RECORDS PRESERVATION	0435	1,700.00	1,700.00	1,934.30	9,500.00	1,700.00	9,500.00
CAPITAL OUTLAY	0571	.00	.00	.00	1,000.00	.00	1,500.00
OTHER	0600	.00	.00	.00	.00	.00	500.00
TOTAL - RECORDS PRESERVAT	0999	1,700.00	1,700.00	1,934.30	10,500.00	1,700.00	11,500.00

Description	Line Item	FY 2019	FY 2020	FY 2021	FY 2022	BUDGET YTD @ 08/31/2022	2023 Budget
=====							
REV - COURT REPORTER SERVICE FEES (016)							
INTEREST	0100	.00	.00	.00	.00	1.92	_____
DISTRICT CLERK	0700	1,650.00	1,695.00	1,995.00	2,250.00	.00	_____
COUNTY CLERK	0800	.00	.00	.00	.00	.00	_____

TOTAL - COURT REPORTER SE	9999	1,650.00	1,695.00	1,995.00	2,250.00	1.92	_____
=====							

Run Date: 09/02/22
 Run Time: 13:19:28
 r1prbudw 1.00.m

BUDGET ANALYSYS WORKSHEET -- (FUND: 016) COURT REPORTER SERVICE FEES
 For COMANCHE COUNTY
 Budget Analysis worksheet of Expenses
 Budget Year: 2023

Description	Line Item	FY 2019	FY 2020	FY 2021	FY 2022	BUDGET YTD @ 08/31/2022	2023 Budget
=====							
EXP - COURT REPORTER SERVICE FEES (016)							
COURT REPORTER SERVICES	0110	.00	.00	.00	700.00	.00	700.00
TRANSCRIPTS	0500	.00	.00	.00	10,500.00	.00	9,434.00
OTHER EXPENSE	0600	.00	.00	.00	2,000.00	.00	2,000.00
TRANSFER OF FUNDS	0710	.00	.00	.00	.00	.00	_____

TOTAL - COURT REPORTER SE	9999	.00	.00	.00	13,200.00	.00	12,134.00
=====							

Description	Line Item	FY 2019	FY 2020	FY 2021	FY 2022	BUDGET YTD @ 08/31/2022	2023 Budget
ROAD & BRIDGE #1	0011	6,865.22	6,859.03	6,838.24	6,840.00	6,836.72	6,837.00
ROAD & BRIDGE #2	0012	6,865.22	6,859.03	6,838.24	6,840.00	6,836.72	6,837.00
ROAD & BRIDGE #3	0013	6,865.22	6,859.03	6,838.24	6,840.00	6,836.72	6,837.00
ROAD & BRIDGE #4	0014	6,865.22	6,859.03	6,838.24	6,840.00	6,836.72	6,837.00
TOTAL - LATERAL ROAD & BR	9999	27,460.88	27,436.12	27,352.96	27,360.00	27,346.88	27,348.00

Run Date: 09/02/22
Run Time: 13:19:28
qlprbudw 1.00.m

BUDGET ANALYSYS WORKSHEET -- (FUND: 017) LATERAL ROAD & BRIDGE
For COMANCHE COUNTY
Budget Analysis Worksheet of Expenses
Budget Year: 2023

Description	Line Item	FY 2019	FY 2020	FY 2021	FY 2022	BUDGET YTD @ 08/31/2022	2023 Budget
=====							
EXP - LATERAL ROAD & BRIDGE (017)							
PCT #1 FUEL & OIL	0011	6,865.22	6,859.03	6,838.24	6,840.00	6,836.72	6,837.00
PCT #2 FUEL & OIL	0012	6,865.22	6,859.08	6,837.42	6,840.00	5,872.80	6,837.00
PCT #3 FUEL & OIL	0013	6,813.68	6,859.08	6,837.42	6,840.00	6,836.72	6,837.00
PCT #4 FUEL & OIL	0014	6,880.00	6,880.00	6,880.00	6,840.00	6,836.72	6,837.00

TOTAL - LATERAL ROAD & BR	9999	27,424.12	27,457.19	27,393.08	27,360.00	26,382.96	27,348.00
=====							

Description	Line Item	FY 2019	FY 2020	FY 2021	FY 2022	BUDGET YTD @ 08/31/2022	2023 Budget
=====							
REV - COURTHOUSE SECURITY FUND (018)							
INTEREST	0100	297.53	236.20	47.19	100.00	100.34	100.00
COURTHOUSE SECURITY FEES	0615	7,506.71	6,323.28	6,139.01	6,500.00	15,931.47	19,521.00

TOTAL - COURTHOUSE SECURI	9999	7,804.24	6,559.48	6,186.20	6,600.00	16,031.81	19,621.00
=====							

Description	Line Item	FY 2019	FY 2020	FY 2021	FY 2022	BUDGET YTD @ 08/31/2022	2023 Budget
EXP - COURTHOUSE SECURITY FUND (018)							
BALIFF SALARY	0109	.00	.00	.00	.00	.00	_____
SOCIAL SECURITY TAX	0201	.00	.00	.00	.00	.00	_____
RETIREMENT	0203	.00	.00	.00	.00	.00	_____
WORKERS COMPENSATION	0204	.00	.00	.00	.00	.00	_____
UNEMPLOYMENT INSURANCE	0206	.00	.00	.00	.00	.00	_____
SECURITY CAMERA REPAIR	0351	.00	279.95	2,000.75	3,000.00	339.95	3,000.00
SECURITY CAMERAS - FRONTI	0420	1,276.44	864.31	.00	3,000.00	3,097.10	3,000.00
SYSTEM UPGRADES	0571	.00	.00	19,472.30	20,000.00	.00	20,000.00
COURTHOUSE SECURITY	0615	132.00	1.20-	198.48-	10,000.00	.00	20,000.00
TOTAL - COURTHOUSE SECURI	9999	1,408.44	1,143.06	21,274.57	36,000.00	3,437.05	46,000.00

Run Date: 09/02/22
Run Time: 13:19:28
qlprbudw 1.00.m

BUDGET ANALYSIS WORKSHEET -- (FUND: 019) SHERIFF'S TRAVEL FUND
For COMANCHE COUNTY
Budget Analysis worksheet of Revenues
Budget Year: 2023

Description	Line Item	FY 2019	FY 2020	FY 2021	FY 2022	BUDGET YTD @ 08/31/2022	2023 Budget
REV - SHERIFF'S TRAVEL FUND (019)							
TRANSFER IN	0710	.00	.00	.00	.00	.00	_____
TOTAL - SHERIFF'S TRAVEL	9999	.00	.00	.00	.00	.00	_____

Run Date: 09/02/22
Run Time: 13:19:28
q1prbudw 1.00.m

BUDGET ANALYSYS WORKSHEET -- (FUND: 019) SHERIFF'S TRAVEL FUND
For COMANCHE COUNTY
Budget Analysis worksheet of Expenses
Budget Year: 2023

Description	Line Item	FY 2019	FY 2020	FY 2021	FY 2022	BUDGET YTD @ 08/31/2022	2023 Budget
EXP - SHERIFF'S TRAVEL FUND (019)							
TRAVEL/TRAINING/SCHOOLS/T	0427	.00	.00	.00	252.00	.00	252.00
TOTAL - SHERIFF'S TRAVEL	9999	.00	.00	.00	252.00	.00	252.00

Description	Line Item	FY 2019	FY 2020	FY 2021	FY 2022	BUDGET YTD @ 08/31/2022	2023 Budget
REV - DUMP GROUND (020)							
INTEREST	0100	360.73	287.59	47.80	250.00	85.59	50.00
DUMPSTER FEES	0490	17,327.22	16,597.84	16,239.11	17,000.00	16,405.96	17,500.00
OPERATING TRANSFER	0710	15,204.00	15,204.00	15,204.00	15,204.00	14,666.52	15,204.00
TOTAL - DUMP GROUND	9999	32,891.95	32,089.43	31,490.91	32,454.00	31,158.07	32,754.00

Description	Line Item	FY 2019	FY 2020	FY 2021	FY 2022	BUDGET YTD @ 08/31/2022	2023 Budget
EXP - DUMP GROUND (020)							
SALARY-OPERATOR	0106	17,907.80	17,462.52	17,529.24	18,467.00	16,991.64	19,391.00
SOCIAL SECURITY TAX	0201	1,369.90	1,335.95	1,341.04	1,413.00	1,299.90	1,484.00
RETIREMENT	0203	1,907.65	1,944.26	2,016.94	2,189.00	2,001.95	2,298.00
WORKERS COMPENSATION	0204	973.24	1,156.64	812.20	930.00	771.33	930.00
UNEMPLOYMENT	0206	158.70	135.59	306.43	252.00	16.39	252.00
DUMPSTER CHARGES	0443	13,005.89	16,565.08	17,073.66	20,342.00	18,320.15	23,000.00
FIRE TRUCK REPL(PROCTOR)	0574	.00	.00	.00	.00	.00	_____
OTHER EXPENSES	0600	.00	227.34	.00	.00	251.89	1,000.00
CONTRIBUTIONS-THE ARK	0705	.00	.00	.00	.00	.00	_____
DONATIONS-CASA	0706	.00	.00	.00	.00	.00	_____
DONATIONS-AGENCY ON AGING	0707	.00	.00	.00	.00	.00	_____
TOTAL - DUMP GROUND	9999	35,323.18	38,827.38	39,079.51	43,593.00	39,653.25	48,355.00

Run Date: 09/02/22
 Run Time: 13:19:28
 glprbudw 1.00.m

For COMANCHE COUNTY
 Budget Analysis worksheet of Revenues
 Budget Year: 2023

Description	Line Item	FY 2019	FY 2020	FY 2021	FY 2022	BUDGET YTD @ 08/31/2022	2023 Budget
=====							
REV - VITAL STATISTICS RECORD PRES (022)							
INTEREST	0100	139.38	117.92	22.66	75.00	62.76	25.00
COUNTY CLERK FEES	0400	926.00	982.00	1,126.00	1,200.00	812.00	1,200.00

TOTAL - VITAL STATISTICS	9999	1,065.38	1,099.92	1,148.66	1,275.00	874.76	1,225.00
=====							

Run Date: 09/02/22
 Run Time: 13:19:28
 glprbudw 1.00.m

BUDGET ANALYSIS WORKSHEET -- (FUND: 022) VITAL STATISTICS RECORDS PRESERVATIONPAGE: 55
 For COMANCHE COUNTY
 Budget Analysis Worksheet of Expenses
 Budget Year: 2023

Description	Line Item	FY 2019	FY 2020	FY 2021	FY 2022	BUDGET YTD @ 08/31/2022	2023 Budget
EXP - VITAL STATISTICS RECORDS PRES (022)							
SALARY	0150	.00	.00	.00	.00	.00	_____
SOCIAL SECURITY TAX	0201	.00	.00	.00	.00	.00	_____
RETIREMENT	0203	.00	.00	.00	.00	.00	_____
WORKERS COMPENSATION	0204	.00	.00	.00	.00	.00	_____
UNEMPLOYMENT INSURANCE	0206	.00	.00	.00	.00	.00	_____
OFFICE SUPPLIES	0310	.00	.00	849.99	2,000.00	.00	2,000.00
RECORDS PRESERVATION	0436	4,347.00	.00	.00	.00	.00	_____
CAPITAL OUTLAY	0571	.00	.00	.00	500.00	.00	1,500.00
TOTAL - VITAL STATISTICS	9999	4,347.00	.00	849.99	2,500.00	.00	3,500.00

Run Date: 09/02/22
 Run Time: 13:19:28
 glprbudw 1.00.m

BUDGET ANALYSYS WORKSHEET -- (FUND: 024) CO CLERK RECORDS ARCHIVE
 For COMANCHE COUNTY
 Budget Analysis Worksheet of Revenues
 Budget Year: 2023

Description	Line Item	FY 2019	FY 2020	FY 2021	FY 2022	BUDGET YTD @ 08/31/2022	2023 Budget
REV - CO CLERK RECORDS ARCHIVE (024)							
INTEREST	0100	932.39	675.04	143.30	.00	226.68	150.00
CO CLERK FEES	0333	29,856.80	27,980.00	36,510.00	32,900.00	40,670.00	30,000.00
TOTAL - CO CLERK RECORDS	9999	30,789.19	28,655.04	36,653.30	32,900.00	40,896.68	30,150.00

Run Date: 09/02/22
 Run Time: 13:19:28
 qlprbudw 1.00.m

BUDGET ANALYSYS WORKSHEET -- (FUND: 024) CO CLERK RECORDS ARCHIVE
 For COMANCHE COUNTY
 Budget Analysis worksheet of Expenses
 Budget Year: 2023

Description	Line Item	FY 2019	FY 2020	FY 2021	FY 2022	BUDGET YTD @ 08/31/2022	2023 Budget
EXP - CO CLERK RECORDS ARCHIVE (024)							
SALARY	0101	.00	.00	.00	4,184.00	.00	5,000.00
SOCIAL SECURITY TAX	0201	.00	.00	.00	320.00	.00	383.00
RETIREMENT	0203	.00	.00	.00	496.00	.00	593.00
WORKERS COMPENSATION	0204	.00	.00	.00	.00	.00	
UNEMPLOYMENT INSURANCE	0206	.00	.00	.00	.00	.00	
SCANNING	0310	16,947.00	.00	.00	10,000.00	.00	12,000.00
RESTORATION	0423	.00	.00	.00	.00	.00	2,000.00
SUPPLIES	0426	.00	87.75	.00	1,000.00	.00	1,000.00
EQUIPMENT	0452	.00	.00	.00	5,000.00	.00	5,000.00
ENCAPSULATION	0455	.00	.00	.00	1,000.00	.00	1,000.00
TOTAL - CO CLERK RECORDS	9999	16,947.00	87.75	.00	22,000.00	.00	26,976.00

Description	Line Item	FY 2019	FY 2020	FY 2021	FY 2022	BUDGET YTD @ 08/31/2022	2023 Budget
=====							
REV - CITY/COUNTY LIBRARY FUND (025)							
INTEREST	0100	293.15	124.00	25.06	25.00	48.10	_____
CITY OF COMANCHE	0335	74,435.04	76,645.08	74,519.04	72,006.00	68,001.56	88,902.80
COMANCHE COUNTY	0337	74,435.00	76,645.00	74,519.04	72,006.00	68,001.56	88,902.80
BEAR REIMBURSEMENT	0715	.00	.00	.00	.00	2,207.52	_____
TOTAL - CITY/COUNTY LIBRA	0999	149,163.19	153,414.08	149,063.14	144,037.00	138,258.74	177,805.60
=====							

Description	Line Item	FY 2019	FY 2020	FY 2021	FY 2022	BUDGET YTD @ 08/31/2022	2023 Budget
EXP - CITY/COUNTY LIBRARY FUND (025)							
SALARY-LIBRARIAN	0102	35,602.40	36,667.10	36,166.32	31,500.00	30,693.60	39,998.40
LIBRARY TECHNICIAN	0103	22,540.08	23,016.48	22,017.48	22,741.00	21,307.76	25,272.00
LONGEVITY	0104	.00	.00	.00	.00	.00	740.00
LIBRARY TECHNICIAN	0108	20,723.54	17,790.18	16,970.04	22,277.00	20,513.88	25,272.00
SOCIAL SECURITY TAX	0201	5,980.29	5,905.81	5,739.76	5,854.00	5,531.91	6,984.00
GROUP INSURANCE (3)	0202	35,530.56	30,680.32	27,791.28	33,837.00	31,016.70	36,018.72
RETIREMENT	0203	8,398.38	8,625.76	8,651.60	9,068.00	8,543.19	10,817.00
WORKERS COMPENSATION	0204	232.00	212.96	151.64	167.00	54.88	115.00
UNEMPLOYMENT INSURANCE	0206	27.00	434.08	948.90	756.00	279.00	621.00
SUPPLIES	0310	399.55	408.31	856.72	500.00	715.85	800.00
POSTAGE	0311	50.00	99.68	166.15	200.00	272.88	300.00
YARD SERVICE	0331	1,115.00	1,040.00	1,325.00	1,300.00	1,751.24	1,922.00
JANITORIAL SUPPLIES	0332	100.00	66.83	101.87	150.00	101.57	300.00
REPAIR & MAINTENANCE	0351	.00	.00	.00	.00	.00	
SUBSCRIPTIONS	0390	.00	.00	.00	.00	.00	
TELEPHONE	0420	1,314.16	957.33	894.46	1,167.00	739.24	936.48
CONTRACT SERVICES	0421	2,053.00	2,017.86	3,971.38	3,000.00	3,123.61	2,897.00
INTERNET SERVICE	0422	785.37	1,485.40	2,896.80	2,800.00	2,655.40	2,759.00
TRAVEL	0426	.00	.00	.00	.00	.00	
UTILITIES	0440	5,773.26	6,297.98	6,239.43	7,000.00	6,103.35	7,000.00
WATER & SEWER	0442	.00	.00	.00	.00	.00	4,800.00
REPAIR & MAINTENANCE	0452	1,683.64	161.97	1,960.02	2,000.00	2,287.83	2,000.00
BONDS	0480	50.00	50.00	.00	50.00	100.00	50.00
INSURANCE EXPENSE	0482	.00	.00	.00	.00	.00	4,800.00
TRANSFERS- ROOF REPLACE F	0498	.00	.00	.00	.00	.00	20,000.00
COMPUTER SERVICES	0572	.00	.00	.00	750.00	262.75	300.00
PITAL OUTLAY	0573	9,688.68	998.62	.00	.00	.00	
COMANCHE PUBLIC LIBRARY R	0574	.00	.00	.00	.00	4,295.00	

Run Date: 09/02/22
Run Time: 13:19:28
qlprbudw 1.00.m

BUDGET ANALYSYS WORKSHEET -- (FUND: 025) CITY/COUNTY LIBRARY FUND
For COMANCHE COUNTY
Budget Analysis worksheet of Expenses
Budget Year: 2023

Description	Line Item	FY 2019	FY 2020	FY 2021	FY 2022	BUDGET YTD @ 08/31/2022	2023 Budget
BOOKS & PUBLICATIONS	0590	3,173.00	3,682.58	2,802.97	3,000.00	2,547.48	3,000.00
AUDIO BOOKS	0591	.00	519.74	62.95	250.00	.00	
MISCELLANEOUS	0600	.00	.00	.00	.00	.00	
MEMBERSHIP	0605	.00	.00	.00	.00	.00	103.00
TOTAL - CITY/COUNTY LIBRA	0999	155,219.91	141,118.99	139,714.77	148,367.00	142,897.12	197,805.60

Description	Line Item	FY 2019	FY 2020	FY 2021	FY 2022	BUDGET YTD @ 08/31/2022	2023 Budget
REV - LAW LIBRARY (026)							
INTEREST	0100	460.52	239.64	50.34	75.00	62.84	75.00
COUNTY CLERK	0400	1,995.00	2,030.00	2,905.00	2,900.00	2,470.30	2,950.00
DISTRICT CLERK	0700	3,745.00	3,920.00	4,655.00	4,788.00	3,079.18	4,250.00
TOTAL - LAW LIBRARY	0999	6,200.52	6,189.64	7,610.34	7,763.00	5,612.32	7,275.00

BUDGET ANALYSYS WORKSHEET -- (FUND: 026) LAW LIBRARY FUND
 For COMANCHE COUNTY
 Budget Analysis worksheet of Expenses
 Budget Year: 2023

Description	Line Item	FY 2019	FY 2020	FY 2021	FY 2022	BUDGET YTD @ 08/31/2022	2023 Budget
=====							
EXP - LAW LIBRARY (026)							
SUPPLIES	0310	15.75	.00	.00	1,000.00	.00	1,000.00
SUBSCRIPTION-MEMBERSHIPS	0390	.00	.00	.00	.00	.00	_____
CAPITAL OUTLAY	0572	.00	.00	.00	5,000.00	.00	2,000.00
LAW BOOKS	0590	8,809.09	12,440.99	12,441.32	12,000.00	12,275.42	15,000.00
OTHER	0600	850.83	.00	.00	.00	.00	_____
PRINCIPAL	0610	196.85	.00	.00	.00	.00	_____
PRINCIPAL COPIER	0612	.00	.00	.00	.00	.00	858.00
INTEREST COPIER	0614	.00	.00	.00	.00	.00	159.00
INTEREST	0650	1.15	.00	.00	.00	.00	_____

TOTAL - LAW LIBRARY	0999	9,873.67	12,440.99	12,441.32	18,000.00	12,275.42	19,017.00
=====							

Budget Analysis Worksheet of Revenues
Budget Year: 2023

Description	Line Item	FY 2019	FY 2020	FY 2021	FY 2022	BUDGET YTD @ 08/31/2022	2023 Budget
REV - DISTRICT JUDGE-220TH DIS (027)							
STATE	0300	.00	.00	.00	.00	.00	
BOSQUE COUNTY	0337	3,557.00	3,578.00	3,306.72	3,308.00	3,032.37	3,357.00
COMANCHE COUNTY	0338	2,729.00	2,703.00	2,499.00	2,499.00	2,290.75	2,499.00
HAMILTON COUNTY	0339	1,668.00	1,669.92	1,672.71	1,544.00	1,286.70	1,494.00
TOTAL - DISTRICT JUDGE-22	0999	7,954.00	7,950.92	7,478.43	7,351.00	6,609.82	7,350.00

Budget Analysis worksheet of Expenses
Budget Year: 2023

Description	Line Item	FY 2019	FY 2020	FY 2021	FY 2022	BUDGET YTD @ 08/31/2022	2023 Budget
EXP - DISTRICT JUDGE-220TH DIS (027)							
SUPPLIES	0310	1,485.89	893.95	.00	500.00	194.72	500.00
REPAIR & MAINTENANCE	0351	.00	.00	.00	.00	.00	
TELEPHONE	0420	.00	.00	.00	.00	.00	
JUDICIAL EDUCATION	0427	.00	.00	.00	500.00	.00	500.00
DUES	0481	400.00	.00	365.00	350.00	.00	350.00
LIABILITY INSURANCE	0483	1,283.60	1,500.00	1,075.17	1,500.00	1,240.44	1,500.00
RADIO(GRANT)	0570	.00	.00	.00	.00	.00	
CAPITAL OUTLAY	0571	.00	1,333.61	.00	1,500.00	.00	1,500.00
LAW BOOKS	0590	1,592.00	1,367.00	1,727.00	2,000.00	1,139.00	2,000.00
OTHER EXPENSE	0600	1,011.18	406.00	552.80	1,000.00	886.36	1,000.00
TOTAL - DISTRICT JUDGE-22	0999	5,772.67	5,500.56	3,719.97	7,350.00	3,460.52	7,350.00

Budget Analysis Worksheet of Revenues
Budget Year: 2023

Description	Line Item	FY 2019	FY 2020	FY 2021	FY 2022	BUDGET YTD @ 08/31/2022	2023 Budget
REV - COUNTY ELECTIONS FUND (028)							
ELECTION SUPPLIES/POSTAGE	0102	.00	.00	.00	500.00	.00	500.00
PROFESSIONAL ELECTION TRA	0300	.00	.00	.00	100.00	.00	100.00
ACCESSIBLE VOTING SYSTEM	0310	.00	.00	.00	.00	.00	
ELECTION SUPPLIES	0311	553.02	.00	.00	200.00	372.34	500.00
ELECTION NOTICES	0430	126.76	.00	175.50	300.00	97.50	300.00
ELECTION PROGRAMMING	0450	.00	.00	.00	100.00	.00	100.00
ELECTION WORKERS	0484	336.00	.00	.00	1,000.00	3,207.05	1,000.00
TRANSFER FROM GENERAL FUN	0710	54,765.00	54,765.00	62,375.04	42,375.00	38,843.75	42,375.00
VOTING EQUIPMENT LEASE	0810	1,975.00	.00	100.00	2,000.00	1,900.00	2,000.00
ADMINISTRATIVE FEES	0910	299.08	995.24	423.00	500.00	557.68	500.00
TOTAL - COUNTY ELECTIONS	9999	58,054.86	55,760.24	63,073.54	47,075.00	44,978.32	47,375.00

Budget Analysis worksheet of Expenses
Budget Year: 2023

Description	Line Item	FY 2019	FY 2020	FY 2021	FY 2022	BUDGET YTD @ 08/31/2022	2023 Budget
EXP - COUNTY ELECTIONS FUND (028)							
ELECTIONS ADMINISTRATOR	0104	.00	.00	.00	.00	.00	40,000.00
ADMINISTRATIVE SUPPLEMENT	0105	4,443.96	4,577.28	4,500.00	4,635.00	4,248.75	4,866.75
SOCIAL SECURITY TAX	0201	339.96	350.16	885.44	1,273.00	325.05	3,433.00
RETIREMENT	0203	474.54	510.00	518.22	539.00	500.80	532.00
WORKERS COMPENSATION	0204	49.84	16.08	65.28	100.00	25.59	123.40
ELECTION SUPPLIES	0310	2,663.35	3,009.84	3,646.96	6,000.00	9,515.90	6,000.00
EDUC & TRAINING-SCHOOLS	0427	1,774.63	.00	1,925.62	2,000.00	300.00	2,000.00
ELECTION NOTICES	0430	569.25	1,034.25	769.00	1,000.00	1,010.00	1,000.00
REPAIRS	0452	.00	1,041.50	.00	1,500.00	.00	1,000.00
POSTAGE & SHIPPING	0460	198.60	139.50	445.73	500.00	104.44	400.00
ELECTION WORKERS	0484	8,634.17	10,565.50	18,079.13	12,000.00	14,677.00	12,000.00
ELECTION EQUIPMENT	0571	6,045.00	.00	.00	5,000.00	.00	5,000.00
PREVENTATIVE MAINT. VOTER	0572	.00	.00	.00	.00	.00	
SYSTEM UPGRADES	0573	.00	.00	.00	2,000.00	.00	500.00
PROGRAMMING	0574	4,180.00	4,452.86	7,565.64	7,000.00	1,500.00	4,500.00
ANNUAL MAINTENANCE AGREEM	0575	15,230.00	18,609.00	8,920.00	10,331.00	12,504.00	11,000.00
TOTAL - COUNTY ELECTIONS	9999	44,603.30	44,305.97	47,321.02	53,878.00	44,711.53	92,355.15

Description	Line Item	FY 2019	FY 2020	FY 2021	FY 2022 BUDGET	YTD @ 08/31/2022	2023 Budget
REVENUES - EMERG. MGT. (029)							
INTEREST	0100	.00	.00	.00	.00	5.80	_____
STATE	0300	.00	.00	.00	.00	.00	_____
DELTA - COUNTY OF COMANCH	0301	.00	.00	.00	.00	.00	_____
DELTA - CITY OF COMANCHE	0302	.00	.00	.00	.00	.00	_____
DELTA - CITY OF DELEON	0303	.00	.00	.00	.00	.00	_____
DELTA - CITY OF GUSTINE	0304	.00	.00	.00	.00	.00	_____
CITY OF COMANCHE	0335	22,731.00	25,267.08	22,458.26	24,221.63	22,203.17	27,136.44
CITY OF DELEON	0336	10,795.62	14,072.46	13,091.04	12,549.42	11,503.69	14,549.26
CITY OF GUSTINE	0337	2,274.17	3,190.04	2,774.04	2,659.61	2,437.93	2,522.69
COUNTY OF COMANCHE	0338	36,269.00	40,318.00	54,519.04	38,648.47	35,427.81	43,385.01
OTHER	0904	.00	.00	3,250.00	.00	.00	_____
TOTAL REV -EMERGENCY MGT	9999	72,069.79	82,847.58	96,092.38	78,079.13	71,578.40	87,593.40

description	Line Item	FY 2019	FY 2020	FY 2021	FY 2022	BUDGET YTD @ 08/31/2022	2023 Budget
EXP - EMERGENCY MANAGEMENT (029)							
COORDINATOR	0101	28,821.60	30,270.06	30,270.06	31,784.00	29,342.16	33,373.20
SOCIAL SECURITY TAX	0201	1,978.78	1,808.64	1,809.34	3,064.00	1,828.47	3,217.05
GROUP INSURANCE	0202	8,882.64	11,505.12	11,499.84	11,279.00	10,338.90	12,007.00
RETIREMENT	0203	3,356.85	4,104.46	4,389.23	4,746.00	4,350.22	4,983.25
WORKERS COMPENSATION	0204	22.00	95.44	320.89	280.00	95.24	294.00
UNEMPLOYMENT INSURANCE	0206	6.82	142.83	249.96	252.00	9.00	264.60
SUPPLIES	0310	3,890.08	2,811.64	1,675.96	2,500.00	261.63	2,750.00
REPAIR & MAINTENANCE	0351	47.43	1,427.15	5,328.57	1,200.00	3,753.66	1,500.00
SUBSCRIPTION-MEMBERSHIPS	0390	.00	.00	.00	.00	.00	
APPRAISAL EXPENSE	0406	.00	.00	.00	.00	.00	
TELEPHONE	0420	8,235.33	7,625.51	6,339.98	7,000.00	5,295.70	7,000.00
RADIO TOWER	0422	.00	.00	.00	.00	.00	
SCHOOLS & FEES	0426	1,203.88	.00	.00	1,500.00	1,520.71	2,000.00
AUTO ALLOWANCE	0427	7,872.00	7,872.00	7,872.00	8,266.00	7,576.80	8,679.30
DELTA ALERT SYSTEM	0430	.00	6,250.00	.00	3,125.00	3,375.00	3,375.00
WEB SITE	0445	.00	.00	.00	.00	.00	
GENERATOR	0450	.00	.00	7,907.93	.00	.00	
INSURANCE AUTO	0482	.00	.00	.00	650.00	.00	650.00
RADIO EQUIPMENT	0571	.00	450.00	.00	500.00	.00	1,000.00
CAPITAL OUTLAY	0573	.00	.00	.00	.00	.00	
OTHER EXPENSE	0600	.00	.00	483.35	500.00	375.51	500.00
CONTINGENCY	0601	.00	.00	.00	.00	.00	3,000.00
FISCAL SERVICE FEE	0695	3,000.00	3,000.00	3,000.00	3,000.00	2,750.00	3,000.00
TOTAL EXP -	9999	67,317.41	77,362.85	81,147.11	79,646.00	70,873.00	87,593.40

FOR COMANCHE COUNTY
Budget Analysis Worksheet of Revenues
Budget Year: 2023

description	Line Item	FY 2019	FY 2020	FY 2021	FY 2022	BUDGET YTD @ 08/31/2022	2023 Budget
REVENUES - DIST CLERK/RM (031)							
INTEREST	0100	14.95	13.05	2.45	30.00	7.60	10.00
DISTRICT CLERK	0700	919.00	782.50	954.99	1,100.00	190.00	250.00
TOTAL REV -DIST CLERK/RM	9999	933.95	795.55	957.44	1,130.00	197.60	260.00

Run Time: 13:19:28
glprbudw 1.00.m

For COMANCHE COUNTY
Budget Analysis Worksheet of Expenses
Budget Year: 2023

Description	Line Item	FY 2019	FY 2020	FY 2021	FY 2022	BUDGET YTD @ 08/31/2022	2023 Budget
EXP - RECORDS MANAGEMENT (031)							
RECORDS MANAGEMENT	0700	.00	.00	.00	8,650.00	.00	8,247.00
TOTAL EXP - DIST CLERK/RM	9999	.00	.00	.00	8,650.00	.00	8,247.00

Description	Line Item	FY 2019	FY 2020	FY 2021	FY 2022	BUDGET YTD @ 08/31/2022	2023 Budget
REVENUES -CRIM. FAM. VIOLENCE (032)							
INTEREST	0100	.00	.00	.00	.00	.00	
CRIMINAL FAMILY VIOLENCE	0809	178.00	.00	100.00	1,000.00	1.00	1,000.00
TOTAL REV -CRIM. FAM. VIO	9999	178.00	.00	100.00	1,000.00	1.00	1,000.00

Description	Line Item	FY 2019	FY 2020	FY 2021	FY 2022	BUDGET YTD @ 08/31/2022	2023 Budget
EXPENSES-CRIM. FAM. VIOLENCE (032)							
JUV PROB DIVERSION	0653	.00	.00	.00	.00	.00	
FAMILY VIOLENCE CENTER	0809	278.00	.00	100.00	1,000.00	.00	1,000.00
TOTAL EXP -CRIM. FAM. VIO	9999	278.00	.00	100.00	1,000.00	.00	1,000.00

Description	Line Item	FY 2019	FY 2020	FY 2021	FY 2022	BUDGET YTD @ 08/31/2022	2023 Budget
=====							
REV - COURT CO-ORDINATOR (033)							
BOSQUE COUNTY	0337	39,255.96	40,594.00	73,914.00	73,171.00	67,073.38	77,444.00
COMANCHE COUNTY	0338	30,122.00	30,671.00	53,061.96	55,285.00	50,677.88	57,642.00
HAMILTON COUNTY	0339	18,360.00	18,944.04	35,504.04	34,146.00	28,455.00	34,450.00
TRANSFER OF FUNDS	0710	.00	.00	.00	.00	.00	_____
TRANSFER FROM FUND 35	0710	.00	.00	22,500.00	.00	.00	_____

TOTAL - COURT CO-ORDINATOR	0999	87,737.96	90,209.04	184,980.00	162,602.00	146,206.26	169,536.00
=====							

Description	Line Item	FY 2019	FY 2020	FY 2021	FY 2022	BUDGET YTD @ 08/31/2022	2023 Budget
EXP - COURT CO-ORDINATOR (033)							
COURT CO-ORDINATOR SALARY	0150	56,228.12	58,000.02	59,739.94	61,532.00	56,798.88	64,609.00
OVERTIME	0151	.00	.00	.00	.00	.00	
ASSISTANT COURT CO-ORDINA	0152	.00	34,573.10	45,052.78	47,210.00	43,033.75	49,571.00
SOCIAL SECURITY TAX	0201	4,301.44	7,081.69	8,016.55	8,319.00	7,443.33	8,735.00
GROUP INSURANCE	0202	11,843.52	20,133.96	22,041.36	22,560.00	20,677.80	24,012.00
RETIREMENT	0203	5,991.14	10,327.61	12,057.53	12,886.00	11,764.00	13,530.00
WORKERS COMPENSATION	0204	138.40	182.56	397.25	280.00	178.94	248.00
UNEMPLOYMENT INSURANCE	0206	9.00	290.05	504.00	315.00	270.00	331.00
OFFICE SUPPLIES	0310	1,121.43	4,922.81	4,711.12	2,500.00	1,552.24	2,500.00
TRAVEL EXPENSE	0426	3,290.86	1,817.77	1,401.12	6,000.00	4,473.15	6,000.00
DUES & EDUCATION	0427	25.00	.00	.00	500.00	65.00	500.00
REPAIR & MAINT	0450	.00	.00	.00	.00	.00	
CAPITAL OUTLAY	0571	.00	1,165.46	.00	.00	.00	
OTHER EXPENSES	0600	399.44	44.40	237.50	500.00	399.44-	500.00
TOTAL - COURT CO-ORDINATO	0999	83,348.35	138,539.43	154,159.15	162,602.00	145,857.65	170,536.00

Run Time: 13:19:28
glprbudw 1.00.m

For COMANCHE COUNTY
Budget Analysis Worksheet of Revenues
Budget Year: 2023

Description	Line Item	FY 2019	FY 2020	FY 2021	FY 2022	BUDGET YTD @ 08/31/2022	2023 Budget
REVENUES -DIST. CLERK INTEREST	DIGITAL COURT (034) 0100	149.69	130.38	24.56	75.00	76.07	25.00
CO & DIST COURT TECH FEES	0699	433.06	438.48	445.83	600.00	414.43	600.00
TOTAL REV - DIST. CLERK D	9999	582.75	568.86	470.39	675.00	490.50	625.00

Description	Line Item	FY 2019	FY 2020	FY 2021	FY 2022	BUDGET YTD @ 08/31/2022	2023 Budget
EXPENSES--DIST. CLERK SUPPLIES	DIGITAL COURT (034) 0310	.00	.00	.00	.00	.00	500.00
COMPUTER EQUIPMENT/SOFTWA	0571	.00	.00	.00	.00	.00	20,000.00
DISTRICT CLERK RECORDS TE	0699	.00	.00	.00	18,500.00	228.35	_____
TOTAL EXP -DIST. CLERK DI	9999	.00	.00	.00	18,500.00	228.35	20,500.00

Description	Line Item	FY 2019	FY 2020	FY 2021	FY 2022	BUDGET YTD @ 08/31/2022	2023 Budget
REV - COURT REPORTER (035)							
BOSQUE COUNTY	0337	46,839.00	48,837.00	48,828.96	50,205.00	46,021.25	53,855.00
COMANCHE COUNTY	0338	35,940.00	36,899.00	35,997.96	37,932.00	34,771.00	40,085.00
HAMILTON COUNTY	0339	21,912.00	22,790.04	24,089.00	23,429.00	19,524.20	23,957.00
TOTAL - COURT REPORTER	0999	104,691.00	108,526.04	108,915.92	111,566.00	100,316.45	117,897.00

Description	Line Item	FY 2019	FY 2020	FY 2021	FY 2022	BUDGET YTD @ 08/31/2022	2023 Budget
EXP - COURT REPORTER (035)							
COURT REPORTER SALARY	0110	70,906.94	73,299.98	75,008.97	77,250.00	71,307.60	81,113.00
SUBSTITUTE COURT REPORTER	0150	.00	.00	.00	.00	.00	
OVERTIME	0151	.00	.00	.00	.00	.00	
SOCIAL SECURITY TAX	0201	5,032.70	5,213.82	4,999.21	5,910.00	5,449.90	6,205.00
GROUP INSURANCE	0202	11,843.52	11,505.12	7,666.56	11,280.00	10,338.90	12,006.00
RETIREMENT	0203	7,555.05	8,164.14	8,632.04	9,154.00	8,402.11	9,612.00
WORKERS COMPENSATION	0204	176.72	223.12	183.70	199.00	129.70	176.00
UNEMPLOYMENT INSURANCE	0206	9.00	144.00	252.00	224.00	261.00	235.00
OFFICE SUPPLIES	0310	259.79	159.99	.00	1,000.00	335.67	1,000.00
SUBSTITUTE COURT REPORTER	0350	.00	.00	.00	.00	.00	
REPAIRS & MAINTENANCE	0352	.00	.00	1,213.00	600.00	.00	600.00
TRAVEL EXPENSE	0426	507.53	3,408.05	1,454.06	5,000.00	7,138.31	9,000.00
CONFERENCE	0427	.00	.00	.00	500.00	.00	500.00
DUES	0481	.00	.00	.00	200.00	200.00	200.00
CAPTIAL OUTLAY	0572	.00	.00	.00	.00	.00	
OTHER EXPENSES	0600	.00	87.75	.00	250.00	.00	250.00
TRANSFER TO FUND 33	0710	.00	.00	22,500.00	.00	.00	
TOTAL - COURT REPORTER	0999	96,291.25	102,205.97	121,909.54	111,567.00	103,563.19	120,897.00

Description	Line Item	FY 2019	FY 2020	FY 2021	FY 2022	BUDGET YTD @ 08/31/2022	2023 Budget
=====							
REV - FLOOD PLAIN FUND (037)							
INTEREST	0100	9.97	7.87	1.65	10.00	5.08	10.00
FLOOD PLAIN FEES	0300	175.00	175.00	300.00	350.00	125.00	350.00
TRANSFER OF FUNDS	0710	3,631.00	3,631.00	3,631.08	1,000.00	916.63	1,000.00

TOTAL - FLOOD PLAIN MANAG	9999	3,815.97	3,813.87	3,932.73	1,360.00	1,046.71	1,360.00
=====							

Description	Line Item	FY 2019	FY 2020	FY 2021	FY 2022	BUDGET YTD @ 08/31/2022	2023 Budget
=====							
EXP - FLOOD PLAIN MANAGEMENT (037)							
FLOOD PLAIN ADMINISTRATOR	0103	3,134.04	3,228.96	3,228.96	600.00	550.00	630.00
SOCIAL SECURITY TAX	0201	239.76	246.96	246.96	46.00	42.13	50.00
RETIREMENT	0203	76.77	.00	.00	72.00	64.87	75.00
WORKERS COMPENSATION	0204	2.00	9.84	7.96	30.00	1.01-	30.00
UNEMPLOYMENT INSURANCE	0206	1.56	27.43	71.04	252.00	22.75	252.00
FUEL	0330	.00	.00	.00	.00	.00	_____
OTHER EXPENSE	0600	.00	.00	.00	.00	.00	_____
TOTAL - FLOOD PLAIN FUND	9999	3,454.13	3,513.19	3,554.92	1,000.00	678.74	1,037.00
=====							

Description	Line Item	FY 2019	FY 2020	FY 2021	FY 2022	BUDGET YTD @ 08/31/2022	2023 Budget
REV - VARIOUS TRUST & AGENCY (038)	0100	.00	328.11	114.59	1,200.00	355.04	100.00
INTEREST							
NONDISCLOSURE FEE	0341	.00	.00	28.00	750.00	28.00	50.00
MISCELLANEOUS	0600	.00	12.00	.00	500.00	.00	50.00
TEXAS PARKS & WILDLIFE	0602	.00	5.00	.00	.00	.00	
DEPART. OF PUBLIC SAFETY	0603	3,263.97	3,209.54	3,704.11	4,735.00	2,596.20	3,221.00
DNA TESTING	0606	.00	.00	.00	.00	.00	
WARRANTS	0607	8,057.00	7,393.00	6,611.00	11,010.00	6,895.00	11,010.00
2021 CIVIL STATE FEE	0608	.00	.00	274.00	.00	6,127.75	11,370.00
ON-SITE-SEWAGE PERMITS	0611	810.00	700.00	1,670.00	1,500.00	1,020.00	1,500.00
COURT FACILITY FEE	0612	.00	.00	.00	.00	.00	
LANGUAGE ACCESS FUND	0613	.00	.00	.00	.00	.00	
FUGITIVE APPREHENSION	0615	.00	.00	.00	.00	.00	
CONSOLIDATED COURT COSTS	0616	39,038.02	23,538.49	8,213.56	65,400.00	5,350.82	10,760.00
CIVIL INDIGENT LEGAL SERV	0617	4,523.91	4,209.88	3,731.92	6,400.00	1,927.27	3,420.00
TIME PAYMENTS	0618	3,332.19	2,426.63	2,280.32	6,200.00	1,679.20	2,750.00
TLFTA (REMOTE ENTRY SYSTE	0619	5,067.66	3,932.39	3,629.56	7,000.00	1,665.56	3,250.00
STATE TRAFFIC FINE	0620	18,758.36	22,117.65	27,463.65	29,000.00	16,524.66	22,020.00
SEAT BELT FINES	0621	188.20	267.25	213.80	1,250.00	53.45	100.00
STATE CONSOLIDATED COURT	0622	.00	24,775.79	58,173.55	41,000.00	46,546.04	57,000.00
STATE TRAFFIC FINE 2	0623	.00	545.00	1,518.69	1,500.00	1,437.62	1,500.00
DWI TRAFFIC FINE	0624	.00	589.38	48.62	2,100.00	.00	100.00
HOUSING ASSISTANCE	0625	.00	.00	.00	.00	.00	
COURT ORDERED GUARDIANSHI	0627	.00	.00	.00	.00	.00	
MOVING VIOLATION FEE (.10	0628	.00	.00	.00	.00	.00	
TRUANCY PREVENTION & DIVE	0629	1,428.03	876.01	211.94	4,000.00	105.67	1,200.00
SEX OFFENDER FEES	0630	245.00	195.00	745.00	750.00	160.00	300.00
TRUANCY FEES	0631	.00	.00	.00	.00	.00	
COUNTY DISPUTE RESOLUTION	0632	.00	.00	.00	.00	553.95	500.00

Description	Line Item	FY 2019	FY 2020	FY 2021	FY 2022	BUDGET YTD @ 08/31/2022	2023 Budget
MOVING VIOLATION(COUNTY)	0640	52.76	20.96	.00	250.00	.00	
MOVING VIOLATION(STATE)	0642	3.20	11.37	5.96	250.00	1.31	25.00
ATTY COLLECTION SERVICE F	0645	331.96	1,302.31	4,166.10	2,500.00	2,037.25	3,400.00
BAIL BOND FEES	0650	4,980.00	4,525.00	3,916.00	6,700.00	3,950.48	5,450.00
CHILD SEAT BELT FEES	0651	.15	.00	.00	.00	.00	
JUDICIAL SALARY SUPPL/CRI	0652	1,192.86	551.91	119.00	2,500.00	13.16	25.00
FAMILY PROTECTION FEE	0653	750.00	620.00	1,065.00	1,900.00	.00	100.00
JUDICIAL SALARY SUPPL/CIV	0654	2,280.00	2,400.00	3,404.00	3,830.00	1,329.42	2,911.00
STATE FILING FEES/CIVIL	0655	6,219.06	5,590.00	6,832.00	8,512.00	1,197.40	2,004.00
BIRTH CERTIFICATES	0656	1,078.80	1,243.80	1,503.00	2,700.00	1,044.00	1,520.00
MARRIAGE LICENSE	0657	2,322.50	1,897.50	2,052.50	3,606.00	1,950.00	2,850.00
LICENSE & WEIGHT FINE	0658	.00	.00	.00	.00	.00	
EMS TRAUMA FEE	0659	1,783.26	1,979.14	2,643.44	3,830.00	2,212.95	2,664.00
JURY REIMB FEES	0660	3,353.99	1,964.91	512.58	6,400.00	155.85	225.00
DRUG COURT FEE	0661	.00	.00	.00	.00	.00	
CRIMINAL JUDICIAL SUPPORT	0662	4,886.98	2,818.39	653.35	7,627.00	142.27	288.00
JUDICIAL SALARY(CIVIL)	0663	4,375.00	4,591.00	5,153.98	7,066.00	1,224.00	3,008.00
GUARDIANSHIP FEES	0664	840.00	940.00	1,320.00	2,400.00	440.00	1,080.00
INDIGENT DEFENSE FEES/CRI	0665	206.06	118.58	49.86	750.00	17.76	50.00
SPECIALTY COURT PROGRAM	0666	3,065.55	3,113.64	2,583.62	5,486.00	1,696.72	2,370.00
NOTICE OF CIVIL APPEAL	0667	.00	.00	.00	.00	.00	
JUDICIAL/COURT PERSONNELT	0668	1,700.00	1,540.00	1,685.00	4,835.00	1,136.90	1,922.00
JUV PROB DIVERSION FEE	0670	60.00	.00	.00	1,131.00	.00	100.00
DNA DATABASE	0696	1,247.00	445.00	572.00	1,750.00	408.00	790.00
DISTRICT CLERK RECORD PRE	0699	.00	.00	.00	.00	.00	
TOTAL - VARIOUS TRUST & A	0999	125,441.47	130,794.63	156,869.70	258,318.00	111,983.70	160,983.00

Description	Line Item	FY 2019	FY 2020	FY 2021	FY 2022	BUDGET YTD @ 08/31/2022	2023 Budget
EXP - VARIOUS TRUST & AGENCY (038)							
NON DISCLOSURE FEE	0341	.00	.00	.00	.00	28.00	50.00
MISCELLANEOUS	0600	.00	.00	.00	.00	.00	
ARREST FEES	0601	3,576.23	3,300.92	3,513.69	4,783.00	2,714.31	3,177.00
ON SITE SEWAGE PERMITS	0605	560.00	720.00	750.00	1,037.00	1,030.00	1,500.00
CONSOLIDATED CT COST	0616	44,312.50	45,948.41	64,359.61	66,985.00	54,163.42	66,985.00
INDIGENT LEGAL SERVICE FE	0617	4,777.70	4,585.57	3,512.89	6,745.00	1,978.46	3,500.00
TIME PAYMENT FEES	0618	.00	.00	.00	.00	.00	
TLFTA (REMOTE ENTRY SYSTE	0619	5,472.59	4,366.16	3,183.15	6,220.00	2,318.70	4,200.00
CORRECTIONAL MNGT INST	0620	.00	.00	.00	.00	.00	
STATE TRANSPORT FEES	0621	.00	.00	.00	.00	.00	
TIME PAYMENT FEE	0623	4,177.58	2,776.32	2,070.06	5,651.00	1,946.34	2,580.00
DWI TRAFFIC FINE	0624	.00	589.38	48.62	4,800.00	.00	
HOUSING ASSISTANCE	0625	.00	.00	.00	.00	.00	
JUVENILE PROBATION DIVERS	0627	870.00	.00	.00	1,157.00	.00	
MOVING VIOLATION FEE (.10	0628	60.31	39.97	5.20	90.00	2.34	25.00
TRUANCY PREVENTION & DIVE	0629	1,579.82	1,091.74	198.94	2,212.00	134.28	225.00
SEXUAL ASSAULT FEES	0630	185.00	260.00	520.00	750.00	390.00	700.00
STATE TRAFFIC FEES	0631	20,496.05	22,210.53	26,829.18	29,052.00	18,979.48	24,090.00
STATE TRAFFIC FINE 2	0632	.00	321.00	.00	2,500.00	225.80	1,500.00
ATTY COLLECTION FEES	0645	573.67	1,224.31	3,894.31	11,000.00	2,381.62	5,120.00
BAIL BOND FEES	0650	5,035.00	4,435.00	4,321.00	6,617.00	4,360.48	6,500.00
CHILD SEAT BELT FEES	0651	213.80	188.20	133.62	1,500.00	213.80	475.00
JUDICIAL FUND CRIMINAL	0652	.00	134.54	120.87	1,500.00	40.00	
FAMILY PROTECTION FEES	0653	735.00	575.00	1,035.00	1,750.00	225.00	485.00
JUDGES SALARY SUPPLEMENT	0654	1,202.95	1,905.92	3,240.00	3,000.00	1,845.16	4,750.00
STATE FILING FEES	0655	5,889.06	6,520.00	6,122.00	9,895.00	2,054.00	3,772.00
IRTHS	0656	967.60	1,293.80	1,409.40	2,500.00	1,221.72	2,700.00
MARRIAGES	0657	2,430.00	2,030.00	1,782.50	4,000.00	2,487.60	4,000.00

For COMANCHE COUNTY
Budget Analysis worksheet of Expenses
Budget Year: 2023

description	Line Item	FY 2019	FY 2020	FY 2021	FY 2022	BUDGET YTD @ 08/31/2022	2023 Budget
EMS TRAUMA FEES	0659	1,957.69	2,051.27	2,492.54	4,000.00	2,077.32	4,000.00
TRUANCY FEES	0660	.00	.00	.00	4,558.00	.00	
JURY REIMB FEES	0661	3,700.22	2,499.31	470.01	5,400.00	182.07	1,200.00
JSF CRIMINAL	0662	7,923.36	4,515.96	615.01	11,709.00	227.99	750.00
JS CIVIL	0663	4,548.00	4,754.00	4,967.98	7,687.00	2,286.00	4,500.00
SPECIALTY COURT PROGRAM F	0664	3,449.15	3,129.23	2,644.72	6,373.00	1,871.75	2,475.00
INDIGENT DEFENSE FUND	0666	239.40	171.05	44.11	1,000.00	19.75	1,000.00
NOTICE OF CIVIL APPEAL	0667	.00	.00	.00	.00	.00	
JUDICIAL/COURT PERSONNEL	0668	1,915.00	1,605.00	1,525.00	4,369.00	892.25	1,875.00
J P STATE CIVIL FEE	0671	.00	.00	.00	.00	2,253.04	3,400.00
COUNTY COURT STATE CIVIL	0672	.00	.00	.00	.00	.00	
COUNTY COURT OTHER CIVIL	0673	.00	.00	.00	.00	99.50	1,000.00
DISTRICT COURT STATE CIVI	0674	.00	.00	.00	.00	4,658.00	12,000.00
DISTRICT COURT OTHER CIVI	0675	.00	.00	.00	.00	395.00	
COUNTY DISPUTE RESOLUTION	0676	.00	.00	.00	.00	549.75	1,000.00
DNA DATABASE	0696	1,468.00	612.00	572.00	2,500.00	476.00	1,500.00
TRANS PRIOR YEAR EXCESS T	0710	.00	.00	.00	95,105.00	.00	95,105.00
TOTAL - VARIOUS TRUST & A	0999	128,315.68	123,854.59	140,381.41	316,445.00	114,728.93	266,139.00

Run Time: 13:19:28
glprbudw 1.00.m

For COMANCHE COUNTY
Budget Analysis Worksheet of Revenues
Budget Year: 2023

Description	Line Item	FY 2019	FY 2020	FY 2021	FY 2022	BUDGET YTD @ 08/31/2022	2023 Budget
REVENUES - APPELLATE JUSTICE SYSTEM (039)							
APPELLATE COURT FEES	0663	505.00	530.00	610.00	1,750.00	797.78	1,750.00
TOTAL REV - APPELLATE JUS	9999	505.00	530.00	610.00	1,750.00	797.78	1,750.00

Run Time: 13:19:28
glprbudw 1.00.m

For COMANCHE COUNTY
Budget Analysis Worksheet of Expenses
Budget Year: 2023

Description	Line Item	FY 2019	FY 2020	FY 2021	FY 2022	BUDGET YTD @ 08/31/2022	2023 Budget
EXP - APPELLATE JUSTICE SYSTEM FUND (039)							
APPELLATE COURT FEE	0663	455.00	520.00	585.00	1,750.00	523.25	1,750.00
TOTAL EXP -	9999	455.00	520.00	585.00	1,750.00	523.25	1,750.00

Run Time: 13:19:28
glprbudw 1.00.m

For COMANCHE COUNTY
Budget Analysis Worksheet of Revenues
Budget Year: 2023

Description	Line Item	FY 2019	FY 2020	FY 2021	FY 2022	BUDGET YTD @ 08/31/2022	2023 Budget
REVENUES -CHILD ABUSE PREVENTION (040)							
CHILD ABUSE FEES	0600	.00	.00	.00	1,000.00	.00	1,000.00
TOTAL REV -CHILD ABUSE PR	9999	.00	.00	.00	1,000.00	.00	1,000.00

Run Time: 13:19:28
glprbudw 1.00.m

For COMANCHE COUNTY
Budget Analysis Worksheet of Expenses
Budget Year: 2023

Description	Line Item	FY 2019	FY 2020	FY 2021	FY 2022	BUDGET YTD @ 08/31/2022	2023 Budget
EXPENSE-CHILD ABUSE PREV. (040)							
CHILD ABUSE FEE	0600	.00	.00	.00	1,000.00	.00	1,000.00
TOTAL EXP -CHILD ABUSE PR	9999	.00	.00	.00	1,000.00	.00	1,000.00

Run Time: 13:19:28
glprbudw 1.00.m

For COMANCHE COUNTY
Budget Analysis worksheet of Revenues
Budget Year: 2023

Description	Line Item	FY 2019	FY 2020	FY 2021	FY 2022	BUDGET YTD @ 08/31/2022	2023 Budget
REVENUES -HAVA CARES ACT (041)							
INTEREST	0100	.00	.00	644.74	500.00	.00	_____
2020 CARES ACT GRANT - FE	0400	.00	14,511.41	.00	.00	.00	_____
TRANSFER FROM FUND 05 - L	0710	.00	.00	2,902.92	.00	62.49	_____
TOTAL REV -	9999	.00	14,511.41	3,547.66	500.00	62.49	_____

For COMANCHE COUNTY
Budget Analysis Worksheet of Expenses
Budget Year: 2023

Description	Line Item	FY 2019	FY 2020	FY 2021	FY 2022	BUDGET YTD @ 08/31/2022	2023 Budget
EXP - HAVA CARES ACT (041) EARLY VOTING ELECTION WOR	0105	.00	.00	2,331.00		.00	.00
SOCIAL SECURITY TAX	0201	.00	.00	.00		.00	.00
RETIREMENT	0203	.00	.00	.00		.00	.00
WORKERS COMPENSATION	0204	.00	.00	.00		.00	.00
VOTING PROCESSES	0352	.00	.00	.00		.00	.00
SECURITY & TRAINING	0427	.00	.00	.00		.00	.00
HAVA- SUPPLIES	0433	.00	1,672.06	4,020.61	4,000.00	4,251.44	
COMMUNICATION	0460	.00	.00	.00		.00	.00
EQUIPMENT	0571	.00	.00	4,242.00		.00	.00
TOTAL EXP -	9999	.00	1,672.06	10,593.61	4,000.00	4,251.44	

Run Time: 13:19:28
glprbudw 1.00.m

For COMANCHE COUNTY
Budget Analysis Worksheet of Revenues
Budget Year: 2023

Description	Line Item	FY 2019	FY 2020	FY 2021	FY 2022	BUDGET YTD @ 08/31/2022	2023 Budget
REVENUES -CONSTABLE LEASE (043)							
STATE FUNDING	0300	738.66	740.73	691.79	692.00	597.45	600.00
TOTAL REV -	9999	738.66	740.73	691.79	692.00	597.45	600.00

Run Time: 13:19:28
glprbudw 1.00.m

For COMANCHE COUNTY
Budget Analysis worksheet of Expenses
Budget Year: 2023

Description	Line Item	FY 2019	FY 2020	FY 2021	FY 2022 BUDGET	YTD @ 08/31/2022	2023 Budget
CONTINUING EDUCATION	0427	.00	.00	.00	.00	.00	
CONTINUING EDUCATION	0427	162.00	276.00	262.00	1,992.00	387.22	2,000.00
TOTAL EXP -	9999	162.00	276.00	262.00	1,992.00	387.22	2,000.00

Run Time: 13:19:28
glprbudw 1.00.m

BUDGET ANALYSIS WORKSHEET (FUND 011) LEOSE TRAINING FUND
For COMANCHE COUNTY
Budget Analysis Worksheet of Revenues
Budget Year: 2023

Description	Line Item	FY 2019	FY 2020	FY 2021	FY 2022	BUDGET YTD @ 08/31/2022	2023 Budget
REV - LEOSE TRAINING FUND (044)							
SHERIFF'S LEOSE TRAINING	0300	2,569.82	1,903.80	2,321.48	2,321.00	2,055.16	2,060.00
TOTAL - LEOSE TRAINING FU	9999	2,569.82	1,903.80	2,321.48	2,321.00	2,055.16	2,060.00

Run Time: 13:19:28
glprbudw 1.00.m

For COMANCHE COUNTY
Budget Analysis worksheet of Expenses
Budget Year: 2023

Description	Line Item	FY 2019	FY 2020	FY 2021	FY 2022 BUDGET	YTD @ 08/31/2022	2023 Budget
EXP - LEOSE TRAINING FUND (044)							
CONTINUING EDUCATION	0427	.00	.00	.00	.00	.00	
SHERIFF TRAINING	0427	1,753.00	5,837.50	1,060.00	3,450.00	1,100.00	4,500.00
TOTAL - LEOSE TRAINING FU	9999	1,753.00	5,837.50	1,060.00	3,450.00	1,100.00	4,500.00

Run Time: 13:19:28
glprbudw 1.00.m

For COMANCHE COUNTY
Budget Analysis worksheet of Revenues
Budget Year: 2023

Description	Line Item	FY 2019	FY 2020	FY 2021	FY 2022	BUDGET YTD @ 08/31/2022	2023 Budget
=====							
REVENUES -PRETRIAL INTERVENTION (046)							
INTEREST	0100	29.96	26.08	4.90	30.00	15.22	50.00
FEE	0300	.00	.00	.00	.00	.00	_____

TOTAL REV -PRETRIAL INTER	9999	29.96	26.08	4.90	30.00	15.22	50.00
=====							

BUDGET ANALYSIS WORKSHEET (FUND: 010) PRETRIAL INTERVENTION
For COMANCHE COUNTY
Budget Analysis Worksheet of Expenses
Budget Year: 2023

Description	Line Item	FY 2019	FY 2020	FY 2021	FY 2022	BUDGET YTD @ 08/31/2022	2023 Budget
=====							
EXPENSES- PRETRIAL INTERVENTION (046)							
OFFICE SUPPLIES	0310	.00	.00	.00	750.00	.00	750.00
OTHER	0600	.00	.00	.00	3,000.00	.00	3,000.00
TOTAL EXP -	9999	.00	.00	.00	3,750.00	.00	3,750.00
=====							

BUDGET ANALYSIS WORKSHEET (FUND: 047) HAVA ELECTION SECURITY
For COMANCHE COUNTY
Budget Analysis Worksheet of Revenues
Budget Year: 2023

Description	Line Item	FY 2019	FY 2020	FY 2021	FY 2022	BUDGET YTD @ 08/31/2022	2023 Budget
=====							
REVENUES - HAVA ELECTION SECURITY (047)							
INTEREST	0100	.00	.00	879.61	.00	.00	_____
HAVA-SECURITY GRANT	0300	.00	.00	120,000.00	.00	.00	_____
DEBT PROCEEDS	0420	.00	.00	112,273.00	.00	.00	_____
TRANSFER FROM FUND 05	0710	.00	.00	15,999.96	.00	83.33	_____

TOTAL REV - HAVA ELECTION	9999	.00	.00	249,152.57	.00	83.33	_____
=====							

BUDGET ANALYSIS WORKSHEET (FUND: 07) HAVA ELECTION SECURITY
For COMANCHE COUNTY
Budget Analysis Worksheet of Expenses
Budget Year: 2023

Description	Line Item	FY 2019	FY 2020	FY 2021	FY 2022	BUDGET YTD @ 08/31/2022	2023 Budget
=====							
EXPENSES- HAVA ELECTION SECURITY (047)							
SECURITY & TRAINING	0427	.00	.00	.00	.00	.00	_____
HAVA - POLLING PLACE ACCE	0432	.00	.00	.00	.00	.00	_____
HAVA- SUPPLIES	0433	.00	.00	.00	.00	.00	_____
CAPITAL OUTLAY - EQUIPMEN	0573	.00	.00	248,273.00	.00	.00	_____
OTHER EXPENSE	0600	.00	.00	.00	.00	.00	_____
TRANSFER TO FUND 5	0710	.00	.00	.00	.00	.00	_____

TOTAL EXP - HAVA ELECTION	9999	.00	.00	248,273.00	.00	.00	_____
=====							

Run Time: 13:19:28
glprbudw 1.00.m

For COMANCHE COUNTY
Budget Analysis Worksheet of Revenues
Budget Year: 2023

Description	Line Item	FY 2019	FY 2020	FY 2021	FY 2022	BUDGET YTD @ 08/31/2022	2023 Budget
REVENUES -CO. CLERK CIVIL REC. MAIN (048)							
COUNTY CLERK CIVIL RECORD 0700		490.00	580.00	830.00	1,000.00	280.00	1,000.00
TOTAL REV -CO. CLERK CIVI 9999		490.00	580.00	830.00	1,000.00	280.00	1,000.00

Description	Line Item	FY 2019	FY 2020	FY 2021	FY 2022	BUDGET YTD @ 08/31/2022	2023 Budget
=====							
EXPENSES- CO CLERK CIVIL REC MAINT (048)							
CIVIL CLERK REC. MAINTENA	0300	.00	.00	.00	4,050.00	.00	4,100.00

TOTAL EXP -	9999	.00	.00	.00	4,050.00	.00	4,100.00
=====							

Run Time: 13:19:28
 glprbudw 1.00.m

For COMANCHE COUNTY
 Budget Analysis Worksheet of Revenues
 Budget Year: 2023

Description	Line Item	FY 2019	FY 2020	FY 2021	FY 2022	BUDGET YTD @ 08/31/2022	2023 Budget
REVENUES - DIST CLERK INTEREST	CIVIL RECORDS (049) 0100	24.91	21.73	4.07	30.00	15.61	50.00
DISTRICT CLERK CIVIL RECO	0700	1,080.00	1,120.00	1,330.00	1,500.00	.00	50.00
TOTAL REV - DIST CLERK CI	9999	1,104.91	1,141.73	1,334.07	1,530.00	15.61	100.00

Run Time: 13:19:28
glprbudw 1.00.m

For COMANCHE COUNTY
Budget Analysis worksheet of Expenses
Budget Year: 2023

Description	Line Item	FY 2019	FY 2020	FY 2021	FY 2022	BUDGET YTD @ 08/31/2022	2023 Budget
EXPENSES- DIST CLERK CIVIL RECORDS (049) RECORDS MANAGEMENT	0600	.00	.00	.00	11,720.00	.00	12,724.00
TOTAL EXP - DIST CLERK CI	9999	.00	.00	.00	11,720.00	.00	12,724.00

Description	Line Item	FY 2019	FY 2020	FY 2021	FY 2022	BUDGET YTD @ 08/31/2022	2023 Budget
REVENUES - (050)							
REVENUE - COMANCHE COUNTY	0300	2,000.00	3,000.00	3,000.00	3,000.00	3,000.00	3,000.00
COUNTY ATTORNEY FEES	0600	.00	.00	.00	.00	.00	_____
TRANSFER FROM HISTORICAL	0710	.00	.00	.00	.00	.00	_____
MISCELLANEOUS INCOME	0900	.00	.00	450.00	500.00	.00	500.00
TOTAL REV -	9999	2,000.00	3,000.00	3,450.00	3,500.00	3,000.00	3,500.00

BUDGET ANALYSIS WORKSHEET (FUND: 050) COMANCHE COUNTY HISTORICAL COMMISSION FSE: 101
For COMANCHE COUNTY
Budget Analysis Worksheet of Expenses
Budget Year: 2023

Description	Line Item	FY 2019	FY 2020	FY 2021	FY 2022	BUDGET YTD @ 08/31/2022	2023 Budget
(050)							
BANK BOX	0309	.00	.00	.00	.00	.00	
MARKER SUPPLIES	0310	.00	.00	.00	500.00	.00	500.00
OFFICE SUPPLIES	0311	165.18	500.00	190.22	500.00	923.39	500.00
MARKER DEDICATION	0312	1,275.00	70.00	1,350.00	1,900.00	2,488.37	2,800.00
HOSTING HISTORIC CEMETERI	0313	.00	.00	.00	300.00	.00	300.00
TEXAS ARCHAEOLOGY AWARENE	0314	.00	.00	.00	.00	.00	
PHOTOGRAPH AND DOCUMENT A	0315	655.12	.00	.00	500.00	.00	500.00
EDUCATIONAL PROGRAMS	0316	.00	.00	.00	300.00	.00	
TEXAS FT TRAIL MEMBERSHIP	0317	.00	100.00	100.00	100.00	.00	100.00
CEMETERY APPLICATION FEES	0318	30.00	55.00	.00	200.00	.00	200.00
CEMETERY SUPPLIES	0319	270.01	.00	.00	300.00	.00	300.00
CORA CEMETERY MARKER FEES	0320	.00	.00	.00	.00	.00	
ENERGY CEMETERY APPLICATI	0321	.00	.00	.00	.00	.00	
ENERGY CEMETERY SUPPLIES	0322	.00	.00	.00	.00	.00	
ENERGY CEMETERY MARKER FE	0323	.00	.00	.00	.00	.00	
FARMER CEMETERY APPLICATI	0324	.00	.00	.00	.00	.00	
FARMER CEMETERY SUPPLIES	0325	.00	.00	.00	.00	.00	
FARMER CEMETERY MARKER FE	0326	.00	.00	.00	.00	.00	
HISTORY BOOKS	0327	.00	.00	.00	300.00	.00	
COPY MACHINE EXPENSE	0331	.00	.00	.00	.00	.00	
PURCH SHIPPING CONTAINER	0571	.00	.00	.00	.00	.00	500.00
PUBLISHING COUNTY HISTORI	0590	.00	.00	.00	500.00	.00	500.00
CEMETERY RESTORATION	0591	969.39	789.47	.00	1,500.00	.00	1,500.00
MISCELLANEOUS	0600	.00	344.37	.00	800.00	.00	800.00
TOTAL EXP -	9999	3,364.70	1,858.84	1,640.22	7,700.00	3,411.76	8,500.00

BUDGET ANALYSIS WORKSHEET (051) - E-FILE FEES
For COMANCHE COUNTY
Budget Analysis Worksheet of Revenues
Budget Year: 2023

Description	Line Item	FY 2019	FY 2020	FY 2021	FY 2022	BUDGET YTD @ 08/31/2022	2023 Budget
=====							
REVENUES -E-FILE FEES (051)							
DIST. CLERK CIVIL	0803	2,735.00	2,185.00	2,350.00	4,000.00	900.00	4,000.00
DIST CLERK CRIMINAL	0804	125.00	100.00	90.00	600.00	50.00	600.00
DIST CLERK FAMILY	0805	2,650.00	3,060.00	3,510.00	4,000.00	240.00	4,000.00
CO. CLERK CIVIL	0806	1,710.00	1,740.00	2,490.00	3,000.00	840.00	3,000.00
CO CLERK CRIMINAL	0807	397.63	183.97	39.67	400.00	4.39	400.00
J.P. CIVIL	0808	1,940.00	2,040.00	1,850.00	3,000.00	1,950.00	3,000.00

TOTAL REV -E-FILE FEES	9999	9,557.63	9,308.97	10,329.67	15,000.00	3,984.39	15,000.00
=====							

Description	Line Item	FY 2019	FY 2020	FY 2021	FY 2022	BUDGET YTD @ 08/31/2022	2023 Budget
EXPENSES-E-FILE FEES (051)							
DIST.CLERK CIVIL	0803	2,485.00	2,845.00	2,050.00	4,000.00	1,350.00	4,000.00
DIST CLERK CRIMINAL	0804	180.00	135.00	75.00	600.00	55.00	600.00
DIST CLERK FAMILY	0805	2,660.00	2,900.00	3,390.00	4,000.00	930.00	4,000.00
CO. CLERK CIVIL	0806	1,890.00	1,590.00	2,370.00	2,565.00	1,410.00	2,565.00
CO CLERK CRIMINAL	0807	400.98	280.17	40.29	53.00	4.39	53.00
J.P. CIVIL	0808	2,020.00	2,140.00	1,740.00	2,200.00	1,070.00	2,200.00
TOTAL EXP -E-FILE FEES	9999	9,635.98	9,890.17	9,665.29	13,418.00	4,819.39	13,418.00

Description	Line Item	FY 2019	FY 2020	FY 2021	FY 2022	BUDGET YTD @ 08/31/2022	2023 Budget
REV - TAC/HEALTHY COUNTY (052)							
TAC/HEALTHY COUNTY	0600	549.02	150.00	.00	500.00	100.00	500.00
TOTAL - TAC/HEALTHY COUNT	0999	549.02	150.00	.00	500.00	100.00	500.00
TOTAL REV -	9999	.00	.00	.00	.00	.00	

Run Time: 13:19:28
glprbudw 1.00.m

BUDGET ANALYSIS WORKSHEET (FUND 052) TAC/HEALTHY COUNTY
For COMANCHE COUNTY
Budget Analysis Worksheet of Expenses
Budget Year: 2023

PAGE: 100

Description	Line Item	FY 2019	FY 2020	FY 2021	FY 2022	BUDGET YTD @ 08/31/2022	2023 Budget
EXP - TAC/HEALTHY COUNTY (052)							
WELLNESS EXPENSE	0600	.00	.00	775.00	1,500.00	.00	2,500.00
TOTAL - TAC/HEALTHY COUNT	0999	.00	.00	775.00	1,500.00	.00	2,500.00
TOTAL EXP -TAC/HEALTHY CO	9999	.00	.00	.00	.00	.00	

Description	Line Item	FY 2019	FY 2020	FY 2021	FY 2022	BUDGET YTD @ 08/31/2022	2023 Budget
REV - COKE, CANDY, MISC. FUND (053) REVENUES	0101	893.65	1,024.80	762.89	1,200.00	616.20	2,000.00
TOTAL - COKE, CANDY, MISC	0999	893.65	1,024.80	762.89	1,200.00	616.20	2,000.00

Description	Line Item	FY 2019	FY 2020	FY 2021	FY 2022	BUDGET YTD @ 08/31/2022	2023 Budget
EXP - COKE, CANDY, MISC. FUND (053)							
COKE, CANDY, MISC.	0600	827.36	1,170.91	564.90	1,200.00	1,245.00	2,000.00
TOTAL - COKE, CANDY, MISC	0999	827.36	1,170.91	564.90	1,200.00	1,245.00	2,000.00

BUDGET ANALYSIS WORKSHEET (FUND: 007) CAPITAL CREDITS
 For COMANCHE COUNTY
 Budget Analysis Worksheet of Revenues
 Budget Year: 2023

Description	Line Item	FY 2019	FY 2020	FY 2021	FY 2022	BUDGET YTD @ 08/31/2022	2023 Budget
REV - CAPITAL CREDITS UNCLAIMED PROPERTY	(054) 0600	18,611.87	61,727.32	11,392.76	1,500.00	.00	1,500.00
TOTAL REV -CAPITAL CREDIT	9999	18,611.87	61,727.32	11,392.76	1,500.00	.00	1,500.00

BUDGET ANALYSIS WORKSHEET (FUND: 054) CAPITAL CREDITS
 For COMANCHE COUNTY
 Budget Analysis worksheet of Expenses
 Budget Year: 2023

Description	Line Item	FY 2019	FY 2020	FY 2021	FY 2022	BUDGET YTD @ 08/31/2022	2023 Budget
EXP - CAPITAL CREDITS (054)							
LEGAL FEES LOCAL EC. DEVE	0400	.00	.00	.00	10,000.00	.00	8,500.00
OLD CORA RESTORATION	0574	.00	.00	.00	.00	.00	30,000.00
OTHER	0600	.00	.00	.00	1,000.00	.00	100.00
TRANS. FUND 59 ART FU	0710	.00	.00	.00	.00	.00	30,000.00
LOCAL ECONOMIC DEVELOPMEN	0825	3,000.00	.00	37,500.00	62,500.00	2,500.00	15,000.00
TOTAL - SOCIAL SECURITY F	0999	3,000.00	.00	37,500.00	73,500.00	2,500.00	83,600.00
TOTAL EXP -CAPITAL CREDIT	9999	.00	.00	.00	.00	.00	

Description	Line Item	FY 2019	FY 2020	FY 2021	FY 2022	BUDGET YTD @ 08/31/2022	2023 Budget
REV - EXTRADITION FEE (057)							
EXTRADITION FEE/ADULT PRO	0555	.00	.00	.00	1,500.00	.00	1,500.00
TOTAL REV -	9999	.00	.00	.00	1,500.00	.00	1,500.00

Run Time: 13:19:28
glprbudw 1.00.m

For COMANCHE COUNTY
Budget Analysis Worksheet of Expenses
Budget Year: 2023

Description	Line Item	FY 2019	FY 2020	FY 2021	FY 2022	BUDGET YTD @ 08/31/2022	2023 Budget
EXP - EXTRADITION FUND (057)							
EXTRADITION	0555	.00	.00	.00	2,000.00	.00	2,000.00
PUBLICATIONS	0590	.00	.00	.00	.00	.00	_____
TOTAL EXP -	9999	.00	.00	.00	2,000.00	.00	2,000.00

BUDGET ANALYSIS WORKSHEET (FUND: 099) AGENCY ON AGING
For COMANCHE COUNTY
Budget Analysis Worksheet of Revenues
Budget Year: 2023

Description	Line Item	FY 2019	FY 2020	FY 2021	FY 2022	BUDGET YTD @ 08/31/2022	2023 Budget
REV - AGENCY ON AGING FUND (059)							
OPERATING - CITY OF COMAN	0335	.00	.00	.00	51,000.00	46,750.00	64,624.75
OPERATING - CITY OF DE LE	0336	.00	.00	.00	51,000.00	46,750.00	64,624.75
OPERATING - CITY OF GUSTI	0337	.00	.00	.00	2,500.00	2,291.63	3,000.00
OPERATING - COMANCHE COUN	0338	.00	.00	.00	51,000.00	46,750.00	64,624.75
COMANCHE FUND RAISER	0340	.00	.00	.00	.00	.00	
DE LEON FUND RAISER	0341	.00	.00	.00	.00	.00	
DONATIONS	0342	.00	.00	.00	.00	5,070.00	5,000.00
AUCTION INCOME	0343	.00	.00	.00	.00	.00	
CITY OF COMANCHE SUBSIDY	0345	.00	.00	.00	.00	.00	8,331.50
TRANSFERS FROM CENTERS AC	0375	.00	.00	.00	.00	.00	
GRANT - HOME DELIVERED ME	0400	.00	.00	.00	.00	.00	
WCTCOG	0410	.00	.00	.00	.00	.00	
CITIZEN CONTR. COMANCHE	0501	.00	.00	.00	8,000.00	.00	9,320.00
CITIZEN CONTR. DE LEON	0502	.00	.00	.00	8,000.00	.00	6,122.75
CITIZEN CONTR. GUSTINE	0503	.00	.00	.00	8,000.00	.00	3,646.18
TRANSFER FROM FUND 88	0710	.00	.00	.00	100,000.00	100,000.00	
TRANS FROM FND 54 ART FUN	0711	.00	.00	.00	.00	.00	30,000.00
INTERGOVERNMENTAL REVENUE	0900	137,031.60	163,162.82	156,759.45	.00	9,985.50	
TOTAL - AGENCY ON AGING F	0999	137,031.60	163,162.82	156,759.45	279,500.00	257,597.13	259,294.68

Description	Line Item	FY 2019	FY 2020	FY 2021	FY 2022	BUDGET YTD @ 08/31/2022	2023 Budget
EXP - AGENCY ON AGING	FUND (059)						
SALARIES (11)	0150	107,530.73	126,142.28	131,943.42	111,319.00	100,074.72	116,884.95
DECEMBER PAY ADJUSTMENTS	0151	.00	.00	.00	.00	.00	1,100.00
SOCIAL SECURITY TAX	0201	8,118.53	9,542.04	9,959.59	8,516.00	7,655.99	8,942.00
GROUP INSURANCE (1)	0202	11,822.04	11,480.12	5,736.54	.00	.00	
RETIREMENT	0203	11,388.43	14,033.79	15,180.53	13,192.00	11,759.20	13,851.00
WORKERS COMPENSATION	0204	784.84	997.60	678.10	734.00	370.23	388.50
UNEMPLOYMENT INSURANCE	0206	606.01	948.35	2,244.04	2,772.00	977.39	1,575.00
MISCELLANEOUS SUPPLIES	0310	.00	.00	.00	2,900.00	.00	
OFFICE SUPPLIES	0315	.00	.00	.00	1,500.00	.00	500.00
RAW FOOD COSTS	0333	.00	.00	.00	84,000.00	68,696.38	97,000.00
SHELF STABLE MEALS	0334	.00	.00	.00	1,000.00	.00	
PAPER PROD/SUPPLIES	0335	.00	.00	.00	5,500.00	6,448.77	7,000.00
TELEPHONE	0420	.00	.00	.00	2,900.00	2,289.97	2,400.00
STAFF TRAVEL/TRAINING	0426	.00	.00	.00	100.00	.00	500.00
REPAIRS/INSPECTIONS	0450	.00	.00	.00	2,000.00	478.23	2,000.00
OTHER EXPENSE	0600	.00	.00	.00	.00	510.10	4,153.22
FISCAL SERVICE FEE	0695	.00	.00	.00	3,000.00	2,750.00	3,000.00
TOTAL - AGENCY ON AGING F	0999	140,250.58	163,144.18	165,742.22	239,433.00	202,010.98	259,294.67

Run Time: 13:19:28
glprbudw 1.00.m

For COMANCHE COUNTY
Budget Analysis worksheet of Revenues
Budget Year: 2023

Description	Line Item	FY 2019	FY 2020	FY 2021	FY 2022	BUDGET YTD @ 08/31/2022	2023 Budget
REV - J.P.#1 DEFENSIVE DRIVING (069)							
DEFENSIVE DRIVING COURSE	0600	8,765.60	2,247.80	1,992.94	2,500.00	1,958.36	2,500.00
TOTAL - J.P.#1 DEFENSIVE	0999	8,765.60	2,247.80	1,992.94	2,500.00	1,958.36	2,500.00

Description	Line Item	FY 2019	FY 2020	FY 2021	FY 2022	BUDGET YTD @ 08/31/2022	2023 Budget
=====							
EXP - J.P.#1 DEFENSIVE DRIVING (069)							
CLERK	0108	.00	.00	.00	.00	.00	_____
SOCIAL SECURITY	0201	.00	.00	.00	.00	.00	_____
RETIREMENT	0203	.00	.00	.00	.00	.00	_____
WORKERS COMPENSATION	0204	.00	.00	.00	.00	.00	_____
UNEMPLOYMENT INSURANCE	0206	.00	.00	.00	.00	.00	_____
SUPPLIES	0310	.00	.00	.00	1,000.00	.00	_____
CLERICAL TRAINING	0427	.00	.00	963.32	1,000.00	490.79	500.00
OTHER EXPENSES	0600	.00	.00	8,125.00	15,000.00	7,695.37	15,000.00
TRANSFER TO FUND 71	0710	.00	.00	.00	3,500.00	3,208.37	_____
CONTINUING EDUCATION	0427	.00	.00	.00	.00	.00	_____

TOTAL - J.P.#1 DEFENSIVE	0999	.00	.00	9,088.32	20,500.00	11,394.53	15,500.00
=====							

Description	Line Item	FY 2019	FY 2020	FY 2021	FY 2022	BUDGET YTD @ 08/31/2022	2023 Budget
=====							
REV - JUSTICE COURT TECHNOLOGY FUND (071)							
INTEREST	0100	133.72	85.79	.36	10.00	.20	_____
JUSTICE COURT TECH FEES	0200	2,935.90	1,739.75	411.94	500.00	6,452.94	5,000.00
TRANSFER FROM FUND 69	0710	.00	.00	.00	3,500.00	3,208.37	_____

TOTAL - JUSTICE COURT TEC	9999	3,069.62	1,825.54	412.30	4,010.00	9,661.51	5,000.00
=====							

Description	Line Item	FY 2019	FY 2020	FY 2021	FY 2022	BUDGET YTD @ 08/31/2022	2023 Budget
=====							
EXP - JUSTICE COURT TECHNOLOGY FUND (071)							
SUPPLIES, SOFTWARE, ETC	0310	9,958.48	18,111.20	2,731.25	2,910.00	.00	3,000.00
CAPITAL OUTLAY	0571	.00	.00	.00	1,000.00	.00	1,000.00
OTHER EXPENSES	0600	.00	332.50	.00	100.00	.00	100.00
PRINCIPAL CANON COPIER IR	0612	.00	.00	158.07	.00	.00	_____
INTEREST CANON COPIER IR4	0614	.00	.00	77.93	.00	.00	_____

TOTAL - JUSTICE COURT TEC	9999	9,958.48	18,443.70	2,967.25	4,010.00	.00	4,100.00
=====							

Description	Line Item	FY 2019	FY 2020	FY 2021	FY 2022	BUDGET YTD @ 08/31/2022	2023 Budget
REVENUES (073)							
JUSTICE COURT TRUANCY CON	0810	400.00	100.00	.00	1,500.00	8,092.04	7,000.00
TOTAL REVENUES	9999	400.00	100.00	.00	1,500.00	8,092.04	7,000.00

Description	Line Item	FY 2019	FY 2020	FY 2021	FY 2022	BUDGET YTD @ 08/31/2022	2023 Budget
EXPENSES (073)							
JUSTICE CT TRUANCY CONDOC	0810	.00	.00	.00	1,500.00	.00	1,500.00
TOTAL EXPENSES	9999	.00	.00	.00	1,500.00	.00	1,500.00

Description	Line Item	FY 2019	FY 2020	FY 2021	FY 2022	BUDGET YTD @ 08/31/2022	2023 Budget
=====							
REVENUES -COMM ADM ASST (074)							
ROAD & BRIDGE #1	0011	19,136.00	18,176.04	18,139.92	18,931.00	17,353.38	18,931.00
ROAD & BRIDGE #2	0012	19,136.00	18,176.04	18,139.92	18,931.00	17,353.38	18,931.00
ROAD & BRIDGE #3	0013	19,136.00	18,176.04	18,139.92	18,931.00	17,353.38	18,931.00
ROAD & BRIDGE #4	0014	19,136.00	18,176.04	18,139.92	18,931.00	17,353.38	18,931.00
TRANSFER FROM FUND 75	0710	.00	.00	.00	.00	.00	_____

TOTAL REV -	9999	76,544.00	72,704.16	72,559.68	75,724.00	69,413.52	75,724.00
=====							

Description	Line Item	FY 2019	FY 2020	FY 2021	FY 2022	BUDGET YTD @ 08/31/2022	2023 Budget
EXP - COMMISSIONERS' ADMIN ASST (074)							
ADMIN.ASST.SALARY	0102	25,850.03	20,600.04	20,600.04	21,630.00	19,827.50	22,711.50
FEMA CLERK	0103	24,686.85	26,034.36	26,071.83	27,399.00	25,272.57	28,768.95
LONGEVITY	0104	.00	.00	.00	.00	.00	2,210.00
SOCIAL SECURITY TAX	0201	3,559.10	3,564.63	3,567.38	3,751.00	3,447.42	4,177.00
GROUP INSURANCE	0202	14,804.40	8,628.84	11,499.84	11,279.00	10,338.90	12,007.00
RETIREMENT	0203	5,365.72	5,194.54	5,371.85	5,810.00	5,314.75	6,469.00
WORKERS COMPENSATION	0204	146.48	118.48	324.52	341.00	236.91	315.00
UNEMPLOYMENT INSURANCE	0206	24.22	145.46	254.05	504.00	9.00	25.00
AUTO ALLOWANCE - CLERK	0225	.00	.00	.00	.00	.00	900.00
SUPPLIES	0310	2,082.59	659.17	474.30	3,000.00	812.17	3,000.00
REPAIR & MAINTENANCE	0351	.00	.00	.00	.00	.00	
INMATE TELEPHONE PROCEEDS	0420	.00	.00	.00	.00	.00	
TRAVEL EXPENSE	0426	.00	.00	.00	.00	.00	
EDUCATION	0427	.00	.00	.00	.00	.00	
OTHER EXPENSE	0600	.00	.00	.00	.00	.00	
COPIER-PRINCIPAL	0612	1,775.45	2,018.19	1,781.25	1,628.69	1,484.19	1,708.00
COPIER-INTEREST	0614	228.55	152.81	222.75	381.29	352.81	317.00
INTEREST	0650	.00	.00	.00	.00	.00	
TOTAL EXP -	9999	78,523.39	67,116.52	70,167.81	75,723.98	67,096.22	82,608.45

Description	Line Item	FY 2019	FY 2020	FY 2021	FY 2022	BUDGET YTD @ 08/31/2022	2023 Budget
REV - SPEC.CO.SALES TAX EXCESS (078)							
EXCESS FY 2021	0122	.00	.00	60,802.14	.00	.00	
EXCESS FY 2020	0123	.00	.00	.00	.00	.00	
EXCESS FY 2019	0124	56,320.14	.00	.00	.00	.00	
EXCESS FY 2018	0125	.00	.00	.00	.00	.00	
EXCESS FY 2017	0126	.00	.00	.00	.00	.00	
EXCESS-FY 2016	0127	.00	.00	.00	.00	.00	
EXCESS-FY 2015	0128	.00	.00	.00	.00	.00	
EXCESS-FY 2014	0129	.00	.00	.00	.00	.00	
EXCESS-FY 2013	0130	.00	.00	.00	.00	.00	
EXCESS-FY 2012	0131	.00	.00	.00	.00	.00	
EXCESS FY 2011	0141	.00	.00	.00	.00	.00	
EXCESS-FY-09	0143	.00	.00	.00	.00	.00	
EXCESS - FYE 2022	0144	.00	.00	.00	25,000.00	.00	
EXCESS FYE 2023	0145	.00	.00	.00	.00	.00	25,000.00
INTEREST	0400	.00	284.55	114.53	.00	354.79	
OLD CORA GRANT MATCH	0717	.00	.00	.00	.00	.00	
TOTAL - COUNTY SALES TAX	0999	56,320.14	284.55	60,916.67	25,000.00	354.79	25,000.00

Run Time: 13:19:28
glprbudw 1.00.m

BUDGET ANALYSIS WORKSHEET
For COMANCHE COUNTY
Budget Analysis worksheet of Expenses
Budget Year: 2023

Description	Line Item	FY 2019	FY 2020	FY 2021	FY 2022	BUDGET YTD @ 08/31/2022	2023 Budget
EXP - SPEC.CO.SALES TAX EXCESS (078)							
TRANSFER TO FUND 80	0498	45,800.00	22,874.04	49,999.92	25,000.00	22,916.63	100.00
TRANSFER TO FUND 05	0710	.00	.00	103,104.96	.00	.00	108,000.00
TOTAL - COUNTY SALES TAX	0999	45,800.00	22,874.04	153,104.88	25,000.00	22,916.63	108,100.00

Description	Line Item	FY 2019	FY 2020	FY 2021	FY 2022	BUDGET YTD @ 08/31/2022	2023 Budget
REV-DEBT SERVICE/R&B (079)							
PROPERTY TAXES	0110	650.42	430.92	276.71	.00	480.55	_____
INTEREST	0400	118.35	130.30	18.24	.00	19.02	_____
TRANSFER FROM FUND 76	0740	.00	.00	.00	.00	.00	_____

TOTAL - DEBT SERVICE FUND	0999	768.77	561.22	294.95	.00	499.57	_____
=====							

For COMANCHE COUNTY
 Budget Analysis worksheet of Expenses
 Budget Year: 2023

Description	Line Item	FY 2019	FY 2020	FY 2021	FY 2022	BUDGET YTD @ 08/31/2022	2023 Budget
EXP-DEBT SERVICE/R&B (079)							
TRANSFER TO FUND 80	0498	.00	.00	.00	18,500.00	16,958.37	2,122.00
INTEREST-2007 CO'S	0652	.00	.00	.00	.00	.00	
PRINCIPAL-2007 CO'S	0653	.00	.00	.00	.00	.00	
TOTAL - DEBT SERVICE FUND	0999	.00	.00	.00	18,500.00	16,958.37	2,122.00

Description	Line Item	FY 2019	FY 2020	FY 2021	FY 2022	BUDGET YTD @ 08/31/2022	2023 Budget
REV - DEBT SERVICE (080)							
PROPERTY TAXES	0110	.00	.00	.00	.00	.00	
TRANSFER FROM FUND 78	0710	45,800.00	22,874.04	49,999.92	25,000.00	22,916.63	100.00
TRANS FROM FUND 81	0711	.00	.00	.00	47,000.00	43,083.37	9,327.00
TRANSFER FROM FUND 79	0713	.00	.00	.00	18,500.00	16,958.37	2,122.00
TOTAL - DEBT SERVICE	0999	45,800.00	22,874.04	49,999.92	90,500.00	82,958.37	11,549.00

Description	Line Item	FY 2019	FY 2020	FY 2021	FY 2022	BUDGET YTD @ 08/31/2022	2023 Budget
=====							
EXP - DEBT SERVICE (080)							
OTHER	0600	.00	.00	.00	.00	.00	_____
INTEREST - SYDAPTIC INC.	0610	4,792.84	2,047.32	41.00	.00	.00	_____
INTEREST - GOVERNMENT CAPI	0611	.00	.00	.00	.00	.00	_____
INTEREST - HART INTERCIVI	0613	.00	.00	.00	.00	.00	_____
INTEREST - GOVERNMENT CAPI	0614	.00	.00	.00	3,500.00	3,480.46	2,850.00
PRINCIPAL/NET DATA/DIST C	0652	.00	.00	.00	.00	.00	_____
INTEREST - # 2	0653	.00	.00	.00	1,000.00	.00	1,000.00
PRINCIPAL - HART INTERCIV	0654	.00	.00	.00	.00	.00	_____
PRINCIPAL # 2	0655	.00	.00	.00	30,000.00	.00	30,000.00
PRINCIPAL- SYDAPTIC INC	0656	40,996.76	43,742.28	7,570.04	.00	.00	_____
PRINCIPAL GOVERNMENT CAPI	0657	.00	.00	.00	21,500.00	21,104.90	21,775.00

TOTAL - DEBT SERVICE	0999	45,789.60	45,789.60	7,611.04	56,000.00	24,585.36	55,625.00
=====							

For COMANCHE COUNTY
 Budget Analysis Worksheet of Revenues
 Budget Year: 2023

Description	Line Item	FY 2019	FY 2020	FY 2021	FY 2022	BUDGET YTD @ 08/31/2022	2023 Budget
=====							
REV-LIMITED TAX REFUND BOND'07 (081)							
INTEREST	0100	.00	.00	.00	.00	.00	_____
PROPERTY TAXES	0110	2,786.23	1,761.00	1,291.95	.00	1,769.12	_____
INTEREST	0400	.00	.00	.00	.00	.00	_____
TRANSFER FROM FUND 74	0710	.00	.00	.00	.00	.00	_____

TOTAL-LIMITED TAX REFUND	0999	2,786.23	1,761.00	1,291.95	.00	1,769.12	_____
=====							

Run Time: 13:19:28
glprbudw 1.00.m

For COMANCHE COUNTY
Budget Analysis Worksheet of Expenses
Budget Year: 2023

Description	Line Item	FY 2019	FY 2020	FY 2021	FY 2022	BUDGET YTD @ 08/31/2022	2023 Budget
EXP-LIMITED TAX REFUND BOND SER'07 (081)							
TRANSFER TO FUND 80	0498	.00	.00	.00	47,000.00	43,083.37	9,327.00
PRINCIPAL-2007 BONDS	0610	.00	.00	.00	.00	.00	
INTEREST-2007 BONDS	0650	.00	.00	.00	.00	.00	
TOTAL-LIMITED TAX REFUND	0999	.00	.00	.00	47,000.00	43,083.37	9,327.00

Description	Line Item	FY 2019	FY 2020	FY 2021	FY 2022	BUDGET YTD @ 08/31/2022	2023 Budget
REV - COURTHOUSE CONTINGENCY RES. (083)							
INTEREST	0100	974.01	468.07	7.48	.00	4.73	_____
SALE OF COUNTY ANNEX	0400	102,282.17	47.67-	.00	.00	.00	_____
TOTAL - COURTHOUSE CONTIN	9999	103,256.18	420.40	7.48	.00	4.73	_____

Description	Line Item	FY 2019	FY 2020	FY 2021	FY 2022	BUDGET YTD @ 08/31/2022	2023 Budget
=====							
EXP - COURTHOUSE CONTINENCY RES. (083)							
CAPITAL OUTLAY	0572	.00	141,943.00	.00	.00	.00	
OTHER EXPENSE	0600	.00	.00	.00	400.00	.00	371.00
TRANSFER TO GENERAL FUND	0710	.00	.00	.00	5,000.00	.00	5,000.00

TOTAL - COURTHOUSE CONTIN	9999	.00	141,943.00	.00	5,400.00	.00	5,371.00
=====							

Description	Line Item	FY 2019	FY 2020	FY 2021	FY 2022	BUDGET YTD @ 08/31/2022	2023 Budget
REVENUES - (085)							
TFID FUNDING	0300	.00	.00	22,205.00	.00	.00	22,500.00
TRANSFERS FROM FUND 5	0809	82,500.00	108,000.00	88,387.92	138,489.00	126,948.25	227,819.00
TOTAL REV -	9999	82,500.00	108,000.00	110,592.92	138,489.00	126,948.25	250,319.00

description	Line Item	FY 2019	FY 2020	FY 2021	FY 2022 BUDGET	YTD @ 08/31/2022	2023 Budget
EXPENSES- (085)							
JUDICIAL SALARY SUPPLEMEN	0101	.00	.00	.00	2,898.00	2,656.50	2,898.00
DISTRICT ATTORNEY SUPPLEM	0102	.00	.00	.00	.00	.00	2,898.00
SOCIAL SECURITY TAX	0201	.00	.00	.00	222.00	.00	444.00
RETIREMENT	0203	.00	.00	.00	344.00	313.14	687.00
WORKERS COMPENSATION	0204	.00	.00	.00	25.00	.00	25.00
CIVIL COURT APPT ATTY	0300	38,852.41	25.00	.00	60,000.00	63,553.98	60,000.00
FAMILY APPT ATTORNEY	0350	.00	30,585.05	7,795.50	.00	.00	
FAMILY CPS APPT ATTORNEY	0355	.00	.00	9,312.20	.00	.00	
CRIMINAL COURT APPT ATTY	0400	51,233.86	43,728.41	28,062.50	65,000.00	44,411.44	65,000.00
TRANSCRIPTS	0500	5,618.00	2,077.00	.00	6,000.00	5,346.00	6,000.00
OTHER EXPENSE	0600	4,933.65	4,056.82	5,318.48	4,000.00	5,414.22	5,000.00
MURDER TRIAL CT APPT ATTO	0700	.00	9,750.00	23,663.57	.00	44,219.82	40,000.00
MURDER TRIALS TRANSCRIPTS	0820	.00	.00	.00	.00	.00	40,000.00
MURDER TRIAL - OTHER	0822	.00	.00	.00	.00	15,000.00	30,000.00
TOTAL EXP -	9999	100,637.92	90,222.28	74,152.25	138,489.00	180,915.10	252,952.00

Description	Line Item	FY 2019	FY 2020	FY 2021	FY 2022	BUDGET YTD @ 08/31/2022	2023 Budget
=====							
REVENUES - CORONA VIRUS RELIEF FUND (086)							
INTEREST	0100	.00	.00	925.53	2,500.00	682.38	500.00
CORONAVIRUS RELIEF FUND	0400	.00	72,061.00	395,673.24	.00	.00	_____

TOTAL REV -CORONA VIRUS R	9999	.00	72,061.00	396,598.77	2,500.00	682.38	500.00
=====							

Description	Line Item	FY 2019	FY 2020	FY 2021	FY 2022	BUDGET YTD @ 08/31/2022	2023 Budget
EXPENSES-CORONA VIRUS RELIEF FUND (086)							
COVID 19 PAYROLL EXPENSE	0105	.00	.00	.00	.00	.00	
SOCIAL SECURITY TAX	0201	.00	.00	.00	.00	.00	
GROUP INSURANCE	0202	.00	.00	.00	.00	.00	
RETIREMENT	0203	.00	.00	.00	.00	.00	
WORKERS COMPENSATION	0204	.00	.00	.00	.00	.00	
UNEMPLOYMENT INSURANCE	0206	.00	.00	.00	.00	.00	
COVID 19 COMPLIANCE	0332	.00	.00	.00	.00	.00	
SOFTWARE UPGRADES	0335	.00	.00	.00	125,000.00	.00	125,000.00
COVID19 ECONOMIC SUPPORT	0336	.00	.00	.00	.00	.00	
MEDICAL EXPENSES	0391	.00	.00	4,941.53	.00	.00	
PUBLIC HEALTH EXPENSES	0406	.00	.00	6,713.95	.00	.00	
REPAIRS TO LAW ENFORCEMEN	0450	.00	.00	.00	100,000.00	.00	100,000.00
EQUIPMENT	0570	.00	51,056.14	16,225.56	.00	.00	
BUILDING IMPROVEMENTS	0572	.00	.00	.00	.00	.00	52,000.00
OTHER	0600	.00	.00	.00	54,923.00	428.60	624.00
REIMBURSEMENT CITY OF DE	0650	.00	.00	.00	112,298.00	.00	112,298.00
TOTAL EXP -CORONA VIRUS R	9999	.00	51,056.14	27,881.04	392,221.00	428.60	389,922.00

Description	Line Item	FY 2019	FY 2020	FY 2021	FY 2022	BUDGET YTD @ 08/31/2022	2023 Budget
=====							
REVENUES -COUNTY SHARE AIRPORT FUND (087)							
OTHER	0600	.00	.00	14,713.68	.00	.00	_____
TRANSFER FROM FUND 5	0710	.00	.00	2,000.00	2,000.00	2,000.00	_____

TOTAL REV - COUNTY SHARE	9999	.00	.00	16,713.68	2,000.00	2,000.00	_____
=====							

For COMANCHE COUNTY
 Budget Analysis Worksheet of Expenses
 Budget Year: 2023

description	Line Item	FY 2019	FY 2020	FY 2021	FY 2022	BUDGET YTD @ 08/31/2022	2023 Budget
=====							
EXPENSES- COUNTY SHARE AIRPORT FUND (087)							
REPAIRS	0452	.00	.00	.00	.00	.00	_____
CONTRIBUTION TO COUNT AIR	0500	.00	.00	.00	.00	.00	_____
CAPITAL OUTLAY	0572	.00	.00	.00	.00	.00	_____
TRANSFER TO COMANCHE CO/C	0610	.00	.00	.00	.00	18,713.68	_____

TOTAL EXP - COUNTY SHARE	9999	.00	.00	.00	.00	18,713.68	_____
=====							

Run Date: 09/02/22
Run Time: 13:19:28
glprbudw 1.00.m

BUDGET ANALYSIS WORKSHEET -- (FUND: 088) AMERICAN RESCUE PLAN ACT
For COMANCHE COUNTY
Budget Analysis Worksheet of Revenues
Budget Year: 2023

Description	Line Item	FY 2019	FY 2020	FY 2021	FY 2022	BUDGET YTD @ 08/31/2022	2023 Budget
=====							
REVENUES - AMERICAN RESCUE PLAN ACT (088)							
INTEREST	0100	.00	.00	459.70	15,000.00	1,836.55	15,000.00
LOCAL FISCAL RECOVERY FUN	0400	.00	.00	1,324,219.50	1,324,220.00	1,324,219.50	1,324,220.00
TOTAL REV -AMERICAN RESCU	9999	.00	.00	1,324,679.20	1,339,220.00	1,326,056.05	1,339,220.00
=====							

Description	Line Item	FY 2019	FY 2020	FY 2021	FY 2022	BUDGET YTD @ 08/31/2022	2023 Budget
EXPENSES- AMERICAN RESCUE PLAN ACT (088)							
PUBLIC HEALTH	0300	.00	.00	.00	1,150,000.00	22,154.66	_____
NEGATIVE ECONOMIC IMPACTS	0305	.00	.00	.00	300,000.00	250,000.00	_____
ESSENTIAL WORKERS	0307	.00	.00	.00	31,776.00	.00	_____
PUBLIC SAFETY	0309	.00	.00	.00	1,050,000.00	.00	_____
INFRASTRUCT. WATER,SEWER,	0313	.00	.00	.00	31,776.00	805.73	_____
GENERAL GOVERNMENTAL SERV	0314	.00	.00	.00	.00	.00	100.00
MHMR CONTRIBUTION	0315	.00	.00	.00	.00	.00	10,000.00
TRANSFER TO AGENCY ON AGI	0710	.00	.00	.00	100,000.00	100,000.00	_____
TRANS TO ARCHITECTURAL FN	0711	.00	.00	.00	.00	.00	400,000.00
TOTAL EXP -AMERICAN RESCU	9999	.00	.00	.00	2,663,552.00	372,960.39	410,100.00

Description	Line Item	FY 2019	FY 2020	FY 2021	FY 2022	BUDGET YTD @ 08/31/2022	2023 Budget
=====							
REVENUES -ARCHI. PLANS GRANT (089)							
STATE FUNDING	0300	.00	.00	.00	.00	.00	928,061.00
TRANSFER FUND 88	0710	.00	.00	.00	.00	.00	400,000.00

TOTAL REV - ARCHI. PLANS	9999	.00	.00	.00	.00	.00	1,328,061.00
=====							

Description	Line Item	FY 2019	FY 2020	FY 2021	FY 2022	BUDGET YTD @ 08/31/2022	2023 Budget
=====							
EXPENSES- ARCHI. PLANS GRANT (089)							
ARCHITECTURAL SERVICES	0402	.00	.00	.00	.00	.00	1,327,561.00
OTHER EXPENSE	0600	.00	.00	.00	.00	.00	500.00

TOTAL EXP - ARCHI. PLANS	9999	.00	.00	.00	.00	.00	1,328,061.00
=====							

Description	Line Item	FY 2019	FY 2020	FY 2021	FY 2022	BUDGET YTD @ 08/31/2022	2023 Budget
=====							
REVENUES - LIBRARY ROOF (090)							
CITY OF COMANCHE ROOF REP	0336	.00	.00	.00	.00	.00	40,000.00
COMANCHE COUNTY ROOF REPL	0338	.00	.00	.00	.00	.00	40,000.00
LIBRARY FOUNDATION ROOF R	0340	.00	.00	.00	.00	.00	50,000.00
TRANSFER CITY/COUNTY LIB.	0710	.00	.00	.00	.00	.00	20,000.00

TOTAL REV - LIBRARY ROOF	9999	.00	.00	.00	.00	.00	150,000.00
=====							

Description	Line Item	FY 2019	FY 2020	FY 2021	FY 2022	BUDGET YTD @ 08/31/2022	2023 Budget
=====							
EXPENSES- LIBRARY ROOF (090)							
ROOF REPLACEMENT 2022/202	0571	.00	.00	.00	.00	.00	149,500.00
OTHER MISCELLANEOUS	0600	.00	.00	.00	.00	.00	500.00
TOTAL EXP -LIBRARY ROOF	9999	.00	.00	.00	.00	.00	150,000.00
=====							

UND	DESCRIPTION	REVENUES	APPROPRIATION	BALANCE
005	GENERAL FUND	7,212,316.00	7,624,735.42	412,419.42-
006	SHERIFF'S DRUG FORFEITURE FUND	100.00	41,772.00	41,672.00-
007	JURY FUND	5,050.00	28,200.00	23,150.00-
008	COUNTY CLERK/RECORD MANAGEMENT	47,750.00	48,905.00	1,155.00-
009	CENTRAL DISPATCH FUND	570,907.00	570,907.00	.00
011	ROAD & BRIDGE #1 FUND	714,752.00	1,018,002.08	303,250.08-
012	ROAD & BRIDGE #2 FUND	712,907.00	890,357.47	177,450.47-
013	ROAD & BRIDGE #3 FUND	813,512.00	1,160,292.08	346,780.08-
014	ROAD & BRIDGE #4 FUND	754,979.00	1,214,060.08	459,081.08-
015	RECORDS PRESERVATION FUND	5,780.00	11,500.00	5,720.00-
016	COURT REPORTER SERVICE FEES	.00	12,134.00	12,134.00-
017	LATERAL ROAD & BRIDGE	27,348.00	27,348.00	.00
018	COURTHOUSE SECURITY FUND	19,621.00	46,000.00	26,379.00-
019	SHERIFF'S TRAVEL FUND	.00	252.00	252.00-
020	DUMP SITE	32,754.00	48,355.00	15,601.00-
022	VITAL STATISTICS RECORDS PRESE	1,225.00	3,500.00	2,275.00-
024	CO CLERK RECORDS ARCHIVE	30,150.00	26,976.00	3,174.00
025	CITY/COUNTY LIBRARY FUND	177,805.60	197,805.60	20,000.00-
026	LAW LIBRARY FUND	7,275.00	19,017.00	11,742.00-
027	DISTRICT JUDGE - 220TH DIST	7,350.00	7,350.00	.00
028	COUNTY ELECTIONS FUND	47,375.00	92,355.15	44,980.15-
029	EMERGENCY MANAGEMENT	87,593.40	87,593.40	.00
031	DISTRICT CLERK/RECORD MANAGEME	260.00	8,247.00	7,987.00-
032	CRIMINAL FAMILY VIOLENCE	1,000.00	1,000.00	.00
033	COURT CO-ORDINATOR	169,536.00	170,536.00	1,000.00-
034	CO.& DIST.COURT TECHNOLGY FUND	625.00	20,500.00	19,875.00-
035	COURT REPORTER	117,897.00	120,897.00	3,000.00-
037	FLOOD PLAIN MANAGEMENT	1,360.00	1,037.00	323.00
038	VARIOUS TRUST & AGENCY FUND	160,983.00	266,139.00	105,156.00-
039	APPELLATE JUSTICE SYSTEM FUND	1,750.00	1,750.00	.00
040	CHILD ABUSE PREVENTION	1,000.00	1,000.00	.00
041	HAVA CARES ACT	.00	.00	.00
043	CONSTABLE LEOSE FUND	600.00	2,000.00	1,400.00-
044	LEOSE TRAINING FUND	2,060.00	4,500.00	2,440.00-
046	PRETRIAL INTERVENTION	50.00	3,750.00	3,700.00-
047	HAVA ELECTION SECURITY	.00	.00	.00
048	CO. CLERK CIVIL REC. MAINT.51.	1,000.00	4,100.00	3,100.00-
049	DIST CLERK CIVIL REC. MAINT.51	100.00	12,724.00	12,624.00-
050	COMANCHE COUNTY HISTORICAL COM	3,500.00	8,500.00	5,000.00-
051	E-FILE FEES	15,000.00	13,418.00	1,582.00
052	TAC/HEALTHY COUNTY	500.00	2,500.00	2,000.00-
053	COKE, CANDY, MISC	2,000.00	2,000.00	.00
054	CAPITAL CREDITS	1,500.00	83,600.00	82,100.00-
057	EXTRADITION FEE	1,500.00	2,000.00	500.00-
059	AGENCY ON AGING	259,294.68	259,294.67	.01
069	J.P.#1 ADMINISTRATIVE FUND	2,500.00	15,500.00	13,000.00-
071	JUSTICE COURT TECHNOLOGY FUND	5,000.00	4,100.00	900.00
073	JUSTICE COURT TRUANCY FUND	7,000.00	1,500.00	5,500.00
074	COMMISSIONERS' ADMINISTRATIVE	75,724.00	82,608.45	6,884.45-
078	SPECIAL CO.SALES TAX EXCESS	25,000.00	108,100.00	83,100.00-
079	DEBT SERVICE-ROAD & BRIDGE	.00	2,122.00	2,122.00-
080	GENERAL DEBT/CAPITAL LEASES	11,549.00	55,625.00	44,076.00-
081	LIMITED TAX REFUND BOND SER'07	.00	9,327.00	9,327.00-
083	COURTHOUSE CONTINGENCY FUND	.00	5,371.00	5,371.00-
05	220TH DISTRICT COURT	250,319.00	252,952.00	2,633.00-
06	CORONA VIRUS RELIEF FUND	500.00	389,922.00	389,422.00-

Run Date: 09/02/22
Run Time: 13:19:28
glprbudw 1.00.m

BUDGET ANALYSYS WORKSHEET
For COMANCHE COUNTY
BUDGET SUMMARY FOR ALL FUNDS

UND	DESCRIPTION	REVENUES	APPROPRIATION	BALANCE
087	COUNTY SHARE AIRPORT FUND	.00	.00	.00
088	AMERICAN RESCUE PLAN ACT	1,339,220.00	410,100.00	929,120.00
089	ARCHITECTURAL PLANS GRANT	1,328,061.00	1,328,061.00	.00
090	LIBRARY ROOF REPLACEMENT	150,000.00	150,000.00	.00
TOTAL ALL FUNDS:		15,212,938.68	16,982,198.40	1,769,259.72-

GENERAL FUND

AD VALOREM TAX RATE AND COLLECTION HISTORY

2012

VALUE - 607,172,936
RATE - .5347
LEVY - 3,246,990.45
COLLECTIONS - \$ 3,111,756.00
PERCENTAGE OF COLLECTIONS - 95.83

2017

VALUE - 798,724,149
RATE - .491409
LEVY - 3,924,989.84
COLLECTIONS - \$ 3,823,661.69
PERCENTAGE OF COLLECTIONS - 97.42

2013

VALUE - 618,214,295
RATE - .5400
LEVY - 3,335,782.17
COLLECTIONS - \$ 3,194,634.35
PERCENTAGE OF COLLECTIONS - 95.77

2018

VALUE - 912,645,638
RATE - .436368
LEVY - 3,982,362.78
COLLECTIONS - \$ 3,954,798.26
PERCENTAGE OF COLLECTIONS - 97.36

2014

VALUE - 630,504,151
RATE - .53067
LEVY - 3,345,865.94
COLLECTIONS - \$ 3,232,202.42
PERCENTAGE OF COLLECTIONS - 96.60

2019

VALUE - 968,712,878
RATE - .436368
LEVY - 4,227,146.74
COLLECTIONS - \$ 4,112,113.27
PERCENTAGE OF COLLECTIONS - 97.28

2015

VALUE - 675,630,967
RATE - .501182
LEVY - 3,386,069.93
COLLECTIONS - \$ 3,269,287.08
PERCENTAGE OF COLLECTIONS - 96.56

2020

VALUE - 1,033,323,864
RATE - .44736
LEVY - 4,622,688.81
COLLECTIONS - \$ 4,494,615.61
PERCENTAGE OF COLLECTIONS - 97.27

2016

VALUE - 766,775,883
RATE - .5108898
LEVY - 3,917,308.93
COLLECTIONS - \$ 3,821,098.37
PERCENTAGE OF COLLECTIONS - 97.54

2021

VALUE - 1,112,683,201
RATE - .443195
LEVY - 4,931,239.45
COLLECTIONS - \$ 4,912,610.41
PERCENTAGE OF COLLECTIONS - 97.28

COUNTY ROAD

AD VALOREM TAX RATE AND COLLECTION HISTORY

2012
VALUE - 596,361,236
RATE - .2357
LEVY - 1,405,969.85
COLLECTIONS - 1,348,513.14
PERCENTAGE COLLECTIONS - 95.91

2017
VALUE - 986,146,277
RATE - .208880
LEVY - 2,059,856.35
COLLECTIONS - 2,018,049.39
PERCENTAGE COLLECTIONS - 97.97

2013
VALUE - 607,458,392
RATE - .24002
LEVY - 1,457,134.22
COLLECTIONS - 1,396,240.68
PERCENTAGE COLLECTIONS - 95.82

2018
VALUE - 1,079,894,081
RATE - .193592
LEVY - 2,090,516.07
COLLECTIONS - 2,063,802.83
PERCENTAGE COLLECTIONS - 97.82

2014
VALUE - 619,623,253
RATE - .235886
LEVY - 1,461,592.80
COLLECTIONS - 1,412,429.47
PERCENTAGE COLLECTIONS - 96.64

2019
VALUE - 1,144,879,823
RATE - .193592
LEVY - 2,216,393.59
COLLECTIONS - 2,166,559.69
PERCENTAGE COLLECTIONS - 97.75

2015
VALUE - 664,733,872
RATE - .222470
LEVY - 1,478,795.07
COLLECTIONS - 1,428,448.98
PERCENTAGE COLLECTIONS - 96.60

2020
VALUE - 1,192,316,334
RATE - .182599
LEVY - 2,177,153.76
COLLECTIONS - 2,126,033.32
PERCENTAGE COLLECTIONS - 97.69

2016
VALUE - 966,968,769
RATE - .212754
LEVY - 2,057,154.78
COLLECTIONS - 2,018,371.24
PERCENTAGE COLLECTIONS - 98.12

2021
VALUE - 1,254,983,771.
RATE - .182534
LEVY - 2,290,796.87
COLLECTIONS - 2,236,932.19
PERCENTAGE COLLECTIONS - 97.64

COUNTY OF COMANCHE, TEXAS
SUMMARY OF INDEBTEDNESS-OUTSTANDING PRINCIPAL BALANCES
FOR BUDGET YEAR BEGINNING 10-1-2022 ENDING 9-30-2023

		<u>SEE PAGES</u>
1. Sheriff's Office Digital-Ally August 2020	27,984	152
5. Constable's Office 2020 Sierra 1500 # 6592 May 2020	8,772	153
6. Constable's Office 2020 Sierra 1500 # 1636 May 2020	7,612	154
7. Sheriff's Office 2019 Ford F-150 # 14266 July 2020	7,998	155
8. Sheriff's Office 2019 Ford F-150 # 14267 July 2020	7,998	156
Total		<u>\$ 60,364</u>

For more details on the above indebtedness, see following pages

Compound Period: Monthly

Nominal Annual Rate: 0.000% 152

CASH FLOW DATA

Event	Date	Amount	Number	Period	End Date
1 Loan	8/4/2020	69,960.00	1		
2 Payment	10/5/2020	13,992.00	5	Annual	10/5/2024

AMORTIZATION SCHEDULE - Normal Amortization

	Date	Payment	Interest	Principal	Balance
Loan	8/4/2020				69,960.00
1	10/5/2020	13,992.00	0.00	13,992.00	55,968.00
2020 Totals		13,992.00	0.00	13,992.00	
2	10/5/2021	13,992.00	0.00	13,992.00	41,976.00
2021 Totals		13,992.00	0.00	13,992.00	
3	10/5/2022	13,992.00	0.00	13,992.00	27,984.00
2022 Totals		13,992.00	0.00	13,992.00	
4	10/5/2023	13,992.00	0.00	13,992.00	13,992.00
2023 Totals		13,992.00	0.00	13,992.00	
5	10/5/2024	13,992.00	0.00	13,992.00	0.00
2024 Totals		13,992.00	0.00	13,992.00	
Grand Totals		69,960.00	0.00	69,960.00	

Compound Period: Monthly

Nominal Annual Rate: 4.058% 153

CASH FLOW DATA

Event	Date	Amount	Number	Period	End Date
1 Loan	5/7/2020	21,134.55	1		
2 Payment	6/1/2020	477.46	48	Monthly	5/1/2024
3 Payment	6/1/2024	0.00	1		

AMORTIZATION SCHEDULE - Normal Amortization

	Date	Payment	Interest	Principal	Balance
Loan	5/7/2020				21,134.55
1	6/1/2020	477.46	58.74	418.72	20,715.83
2	7/1/2020	477.46	70.05	407.41	20,308.42
3	8/1/2020	477.46	68.68	408.78	19,899.64
4	9/1/2020	477.46	67.29	410.17	19,489.47
5	10/1/2020	477.46	65.91	411.55	19,077.92
6	11/1/2020	477.46	64.51	412.95	18,664.97
7	12/1/2020	477.46	63.12	414.34	18,250.63
2020 Totals		3,342.22	458.30	2,883.92	
8	1/1/2021	477.46	61.72	415.74	17,834.89
9	2/1/2021	477.46	60.31	417.15	17,417.74
10	3/1/2021	477.46	58.90	418.56	16,999.18
11	4/1/2021	477.46	57.49	419.97	16,579.21
12	5/1/2021	477.46	56.07	421.39	16,157.82
13	6/1/2021	477.46	54.64	422.82	15,735.00
14	7/1/2021	477.46	53.21	424.25	15,310.75
15	8/1/2021	477.46	51.78	425.68	14,885.07
16	9/1/2021	477.46	50.34	427.12	14,457.95
17	10/1/2021	477.46	48.89	428.57	14,029.38
18	11/1/2021	477.46	47.44	430.02	13,599.36
19	12/1/2021	477.46	45.99	431.47	13,167.89
2021 Totals		5,729.52	646.78	5,082.74	
20	1/1/2022	477.46	44.53	432.93	12,734.96
21	2/1/2022	477.46	43.07	434.39	12,300.57
22	3/1/2022	477.46	41.60	435.86	11,864.71
23	4/1/2022	477.46	40.12	437.34	11,427.37
24	5/1/2022	477.46	38.64	438.82	10,988.55
25	6/1/2022	477.46	37.16	440.30	10,548.25
26	7/1/2022	477.46	35.67	441.79	10,106.46
27	8/1/2022	477.46	34.18	443.28	9,663.18
28	9/1/2022	477.46	32.68	444.78	9,218.40
29	10/1/2022	477.46	31.17	446.29	8,772.11
30	11/1/2022	477.46	29.66	447.80	8,324.31
31	12/1/2022	477.46	28.15	449.31	7,875.00
2022 Totals		5,729.52	436.63	5,292.89	
32	1/1/2023	477.46	26.63	450.83	7,424.17
33	2/1/2023	477.46	25.11	452.35	6,971.82
34	3/1/2023	477.46	23.58	453.88	6,517.94
35	4/1/2023	477.46	22.04	455.42	6,062.52
36	5/1/2023	477.46	20.50	456.96	5,605.56
37	6/1/2023	477.46	18.96	458.50	5,147.06
38	7/1/2023	477.46	17.41	460.05	4,687.01
39	8/1/2023	477.46	15.85	461.61	4,225.40
40	9/1/2023	477.46	14.29	463.17	3,762.23
41	10/1/2023	477.46	12.72	464.74	3,297.49
42	11/1/2023	477.46	11.15	466.31	2,831.18
43	12/1/2023	477.46	9.57	467.89	2,363.29
2023 Totals		5,729.52	217.81	5,511.71	
44	1/1/2024	477.46	7.99	469.47	1,893.82
45	2/1/2024	477.46	6.40	471.06	1,422.76
46	3/1/2024	477.46	4.81	472.65	950.11
47	4/1/2024	477.46	3.21	474.25	475.86
48	5/1/2024	477.46	1.61	475.85	0.01
49	6/1/2024	0.00	0.01-	0.01	0.00
2024 Totals		2,387.30	24.01	2,363.29	
Grand Totals		22,918.08	1,783.53	21,134.55	

Last interest amount decreased by 0.01 due to rounding.

Compound Period: Monthly

Nominal Annual Rate: 4.058% 154

CASH FLOW DATA

Event	Date	Amount	Number	Period	End Date
1 Loan	5/7/2020	18,339.58	1		
2 Payment	6/1/2020	414.32	48	Monthly	5/1/2024

AMORTIZATION SCHEDULE - Normal Amortization

	Date	Payment	Interest	Principal	Balance
Loan	5/7/2020				18,339.58
1	6/1/2020	414.32	50.98	363.34	17,976.24
2	7/1/2020	414.32	60.79	353.53	17,622.71
3	8/1/2020	414.32	59.60	354.72	17,267.99
4	9/1/2020	414.32	58.40	355.92	16,912.07
5	10/1/2020	414.32	57.19	357.13	16,554.94
6	11/1/2020	414.32	55.99	358.33	16,196.61
7	12/1/2020	414.32	54.78	359.54	15,837.07
2020 Totals		2,900.24	397.73	2,502.51	
8	1/1/2021	414.32	53.56	360.76	15,476.31
9	2/1/2021	414.32	52.34	361.98	15,114.33
10	3/1/2021	414.32	51.12	363.20	14,751.13
11	4/1/2021	414.32	49.89	364.43	14,386.70
12	5/1/2021	414.32	48.65	365.67	14,021.03
13	6/1/2021	414.32	47.42	366.90	13,654.13
14	7/1/2021	414.32	46.18	368.14	13,285.99
15	8/1/2021	414.32	44.93	369.39	12,916.60
16	9/1/2021	414.32	43.68	370.64	12,545.96
17	10/1/2021	414.32	42.43	371.89	12,174.07
18	11/1/2021	414.32	41.17	373.15	11,800.92
19	12/1/2021	414.32	39.91	374.41	11,426.51
2021 Totals		4,971.84	561.28	4,410.56	
20	1/1/2022	414.32	38.64	375.68	11,050.83
21	2/1/2022	414.32	37.37	376.95	10,673.88
22	3/1/2022	414.32	36.10	378.22	10,295.66
23	4/1/2022	414.32	34.82	379.50	9,916.16
24	5/1/2022	414.32	33.54	380.78	9,535.38
25	6/1/2022	414.32	32.25	382.07	9,153.31
26	7/1/2022	414.32	30.96	383.36	8,769.95
27	8/1/2022	414.32	29.66	384.66	8,385.29
28	9/1/2022	414.32	28.36	385.96	7,999.33
29	10/1/2022	414.32	27.05	387.27	7,612.06
30	11/1/2022	414.32	25.74	388.58	7,223.48
31	12/1/2022	414.32	24.43	389.89	6,833.59
2022 Totals		4,971.84	378.92	4,592.92	
32	1/1/2023	414.32	23.11	391.21	6,442.38
33	2/1/2023	414.32	21.79	392.53	6,049.85
34	3/1/2023	414.32	20.46	393.86	5,655.99
35	4/1/2023	414.32	19.13	395.19	5,260.80
36	5/1/2023	414.32	17.79	396.53	4,864.27
37	6/1/2023	414.32	16.45	397.87	4,466.40
38	7/1/2023	414.32	15.10	399.22	4,067.18
39	8/1/2023	414.32	13.75	400.57	3,666.61
40	9/1/2023	414.32	12.40	401.92	3,264.69
41	10/1/2023	414.32	11.04	403.28	2,861.41
42	11/1/2023	414.32	9.68	404.64	2,456.77
43	12/1/2023	414.32	8.31	406.01	2,050.76
2023 Totals		4,971.84	189.01	4,782.83	
44	1/1/2024	414.32	6.94	407.38	1,643.38
45	2/1/2024	414.32	5.56	408.76	1,234.62
46	3/1/2024	414.32	4.18	410.14	824.48
47	4/1/2024	414.32	2.79	411.53	412.95
48	5/1/2024	414.32	1.37	412.95	0.00
2024 Totals		2,071.60	20.84	2,050.76	
Grand Totals		19,887.36	1,547.78	18,339.58	

Last interest amount decreased by 0.03 due to rounding.

Compound Period: Monthly

Nominal Annual Rate: 4.057% 155

CASH FLOW DATA

Event	Date	Amount	Number	Period	End Date
1 Loan	7/9/2020	30,611.44	1		
2 Payment	8/1/2020	903.80	36	Monthly	7/1/2023
3 Payment	8/1/2023	0.00	1		

AMORTIZATION SCHEDULE - Normal Amortization

	Date	Payment	Interest	Principal	Balance
Loan	7/9/2020				30,611.44
1	8/1/2020	903.80	78.25	825.55	29,785.89
2	9/1/2020	903.80	100.69	803.11	28,982.78
3	10/1/2020	903.80	97.98	805.82	28,176.96
4	11/1/2020	903.80	95.25	808.55	27,368.41
5	12/1/2020	903.80	92.52	811.28	26,557.13
2020 Totals		4,519.00	464.69	4,054.31	
6	1/1/2021	903.80	89.78	814.02	25,743.11
7	2/1/2021	903.80	87.03	816.77	24,926.34
8	3/1/2021	903.80	84.26	819.54	24,106.80
9	4/1/2021	903.80	81.49	822.31	23,284.49
10	5/1/2021	903.80	78.71	825.09	22,459.40
11	6/1/2021	903.80	75.92	827.88	21,631.52
12	7/1/2021	903.80	73.13	830.67	20,800.85
13	8/1/2021	903.80	70.32	833.48	19,967.37
14	9/1/2021	903.80	67.50	836.30	19,131.07
15	10/1/2021	903.80	64.67	839.13	18,291.94
16	11/1/2021	903.80	61.84	841.96	17,449.98
17	12/1/2021	903.80	58.99	844.81	16,605.17
2021 Totals		10,845.60	893.64	9,951.96	
18	1/1/2022	903.80	56.13	847.67	15,757.50
19	2/1/2022	903.80	53.27	850.53	14,906.97
20	3/1/2022	903.80	50.39	853.41	14,053.56
21	4/1/2022	903.80	47.51	856.29	13,197.27
22	5/1/2022	903.80	44.61	859.19	12,338.08
23	6/1/2022	903.80	41.71	862.09	11,475.99
24	7/1/2022	903.80	38.79	865.01	10,610.98
25	8/1/2022	903.80	35.87	867.93	9,743.05
26	9/1/2022	903.80	32.94	870.86	8,872.19
27	10/1/2022	903.80	29.99	873.81	7,998.38
28	11/1/2022	903.80	27.04	876.76	7,121.62
29	12/1/2022	903.80	24.07	879.73	6,241.89
2022 Totals		10,845.60	482.32	10,363.28	
30	1/1/2023	903.80	21.10	882.70	5,359.19
31	2/1/2023	903.80	18.12	885.68	4,473.51
32	3/1/2023	903.80	15.12	888.68	3,584.83
33	4/1/2023	903.80	12.12	891.68	2,693.15
34	5/1/2023	903.80	9.10	894.70	1,798.45
35	6/1/2023	903.80	6.08	897.72	900.73
36	7/1/2023	903.80	3.04	900.76	0.03-
37	8/1/2023	0.00	0.03	0.03-	0.00
2023 Totals		6,326.60	84.71	6,241.89	
Grand Totals		32,536.80	1,925.36	30,611.44	

Last interest amount increased by 0.03 due to rounding.

Compound Period: Monthly

Nominal Annual Rate: 4.057% 156

CASH FLOW DATA

Event	Date	Amount	Number	Period	End Date
1 Loan	7/9/2020	30,611.44	1		
2 Payment	8/1/2020	903.80	36	Monthly	7/1/2023
3 Payment	8/1/2023	0.00	1		

AMORTIZATION SCHEDULE - Normal Amortization

	Date	Payment	Interest	Principal	Balance
Loan	7/9/2020				30,611.44
1	8/1/2020	903.80	78.25	825.55	29,785.89
2	9/1/2020	903.80	100.69	803.11	28,982.78
3	10/1/2020	903.80	97.98	805.82	28,176.96
4	11/1/2020	903.80	95.25	808.55	27,368.41
5	12/1/2020	903.80	92.52	811.28	26,557.13
2020 Totals		4,519.00	464.69	4,054.31	
6	1/1/2021	903.80	89.78	814.02	25,743.11
7	2/1/2021	903.80	87.03	816.77	24,926.34
8	3/1/2021	903.80	84.26	819.54	24,106.80
9	4/1/2021	903.80	81.49	822.31	23,284.49
10	5/1/2021	903.80	78.71	825.09	22,459.40
11	6/1/2021	903.80	75.92	827.88	21,631.52
12	7/1/2021	903.80	73.13	830.67	20,800.85
13	8/1/2021	903.80	70.32	833.48	19,967.37
14	9/1/2021	903.80	67.50	836.30	19,131.07
15	10/1/2021	903.80	64.67	839.13	18,291.94
16	11/1/2021	903.80	61.84	841.96	17,449.98
17	12/1/2021	903.80	58.99	844.81	16,605.17
2021 Totals		10,845.60	893.64	9,951.96	
18	1/1/2022	903.80	56.13	847.67	15,757.50
19	2/1/2022	903.80	53.27	850.53	14,906.97
20	3/1/2022	903.80	50.39	853.41	14,053.56
21	4/1/2022	903.80	47.51	856.29	13,197.27
22	5/1/2022	903.80	44.61	859.19	12,338.08
23	6/1/2022	903.80	41.71	862.09	11,475.99
24	7/1/2022	903.80	38.79	865.01	10,610.98
25	8/1/2022	903.80	35.87	867.93	9,743.05
26	9/1/2022	903.80	32.94	870.86	8,872.19
27	10/1/2022	903.80	29.99	873.81	7,998.38
28	11/1/2022	903.80	27.04	876.76	7,121.62
29	12/1/2022	903.80	24.07	879.73	6,241.89
2022 Totals		10,845.60	482.32	10,363.28	
30	1/1/2023	903.80	21.10	882.70	5,359.19
31	2/1/2023	903.80	18.12	885.68	4,473.51
32	3/1/2023	903.80	15.12	888.68	3,584.83
33	4/1/2023	903.80	12.12	891.68	2,693.15
34	5/1/2023	903.80	9.10	894.70	1,798.45
35	6/1/2023	903.80	6.08	897.72	900.73
36	7/1/2023	903.80	3.04	900.76	0.03-
37	8/1/2023	0.00	0.03	0.03-	0.00
2023 Totals		6,326.60	84.71	6,241.89	
Grand Totals		32,536.80	1,925.36	30,611.44	

Last interest amount increased by 0.03 due to rounding.

COUNTY OF COMANCHE, TEXAS
OBLIGATIONS UNDER CAPITAL LEASES
FOR THE BUDGET YEAR
BEGINNING 10-1-2022 AND ENDING 9-30-2023

PAGE 157

SEE
PAGES

1. Copier Lease County Extension 11.13.18	2,146	158-159
2. Copier Lease, Justice of the Peace 12.3.2020	1,970	160-161
3. Sheriff & Jail Copier Lease 12.1.2020	9,250	162-163
4. County Clerk Copier Lease 4.1.2021	4,893	164-165
5. Commissioners' Assistant Copier Lease 4.12.2021	6,408	166-167
6. District Clerk Copier Lease June 2021	2,359	168-169
7. Election Equipment Government Capital May 2021	91,168	170
	<hr/>	
Total	<u>\$118,194</u>	

Compound Period: Monthly

Nominal Annual Rate: 10.332% Page 158

CASH FLOW DATA

Event	Date	Amount	Number	Period	End Date
1 Loan	11/13/2018	8,873.24	1		
2 Payment	11/25/2018	189.00	60	Monthly	10/25/2023

AMORTIZATION SCHEDULE - Normal Amortization

	Date	Payment	Interest	Principal	Balance
Loan	11/13/2018				8,873.24
1	11/25/2018	189.00	30.14	158.86	8,714.38
2	12/25/2018	189.00	75.03	113.97	8,600.41
2018 Totals		378.00	105.17	272.83	
3	1/25/2019	189.00	74.05	114.95	8,485.46
4	2/25/2019	189.00	73.06	115.94	8,369.52
5	3/25/2019	189.00	72.06	116.94	8,252.58
6	4/25/2019	189.00	71.05	117.95	8,134.63
7	5/25/2019	189.00	70.04	118.96	8,015.67
8	6/25/2019	189.00	69.01	119.99	7,895.68
9	7/25/2019	189.00	67.98	121.02	7,774.66
10	8/25/2019	189.00	66.94	122.06	7,652.60
11	9/25/2019	189.00	65.89	123.11	7,529.49
12	10/25/2019	189.00	64.83	124.17	7,405.32
13	11/25/2019	189.00	63.76	125.24	7,280.08
14	12/25/2019	189.00	62.68	126.32	7,153.76
2019 Totals		2,268.00	821.35	1,446.65	
15	1/25/2020	189.00	61.59	127.41	7,026.35
16	2/25/2020	189.00	60.50	128.50	6,897.85
17	3/25/2020	189.00	59.39	129.61	6,768.24
18	4/25/2020	189.00	58.27	130.73	6,637.51
19	5/25/2020	189.00	57.15	131.85	6,505.66
20	6/25/2020	189.00	56.01	132.99	6,372.67
21	7/25/2020	189.00	54.87	134.13	6,238.54
22	8/25/2020	189.00	53.71	135.29	6,103.25
23	9/25/2020	189.00	52.55	136.45	5,966.80
24	10/25/2020	189.00	51.37	137.63	5,829.17
25	11/25/2020	189.00	50.19	138.81	5,690.36
26	12/25/2020	189.00	48.99	140.01	5,550.35
2020 Totals		2,268.00	664.59	1,603.41	
27	1/25/2021	189.00	47.79	141.21	5,409.14
28	2/25/2021	189.00	46.57	142.43	5,266.71
29	3/25/2021	189.00	45.35	143.65	5,123.06
30	4/25/2021	189.00	44.11	144.89	4,978.17
31	5/25/2021	189.00	42.86	146.14	4,832.03
32	6/25/2021	189.00	41.60	147.40	4,684.63
33	7/25/2021	189.00	40.33	148.67	4,535.96
34	8/25/2021	189.00	39.05	149.95	4,386.01
35	9/25/2021	189.00	37.76	151.24	4,234.77
36	10/25/2021	189.00	36.46	152.54	4,082.23
37	11/25/2021	189.00	35.15	153.85	3,928.38
38	12/25/2021	189.00	33.82	155.18	3,773.20
2021 Totals		2,268.00	490.85	1,777.15	

39	1/25/2022	189.00	32.49	156.51	3,616.69
40	2/25/2022	189.00	31.14	157.86	3,458.83
41	3/25/2022	189.00	29.78	159.22	3,299.61
42	4/25/2022	189.00	28.41	160.59	3,139.02
43	5/25/2022	189.00	27.03	161.97	2,977.05
44	6/25/2022	189.00	25.63	163.37	2,813.68
45	7/25/2022	189.00	24.23	164.77	2,648.91
46	8/25/2022	189.00	22.81	166.19	2,482.72
47	9/25/2022	189.00	21.38	167.62	2,315.10
48	10/25/2022	189.00	19.93	169.07	2,146.03
49	11/25/2022	189.00	18.48	170.52	1,975.51
50	12/25/2022	189.00	17.01	171.99	1,803.52
2022 Totals		2,268.00	298.32	1,969.68	
51	1/25/2023	189.00	15.53	173.47	1,630.05
52	2/25/2023	189.00	14.03	174.97	1,455.08
53	3/25/2023	189.00	12.53	176.47	1,278.61
54	4/25/2023	189.00	11.01	177.99	1,100.62
55	5/25/2023	189.00	9.48	179.52	921.10
56	6/25/2023	189.00	7.93	181.07	740.03
57	7/25/2023	189.00	6.37	182.63	557.40
58	8/25/2023	189.00	4.80	184.20	373.20
59	9/25/2023	189.00	3.21	185.79	187.41
60	10/25/2023	189.00	1.59	187.41	0.00
2023 Totals		1,890.00	86.48	1,803.52	
Grand Totals		11,340.00	2,466.76	8,873.24	

Last interest amount decreased by 0.02 due to rounding.

Compound Period: Monthly

Nominal Annual Rate: 8.167%

CASH FLOW DATA

Event	Date	Amount	Number	Period	End Date
1 Loan	12/3/2020	2,892.50	1		
2 Payment	1/12/2021	59.00	60	Monthly	12/12/2025

AMORTIZATION SCHEDULE - Normal Amortization

	Date	Payment	Interest	Principal	Balance
Loan	12/3/2020				2,892.50
2020 Totals		0.00	0.00	0.00	
1	1/12/2021	59.00	25.55	33.45	2,859.05
2	2/12/2021	59.00	19.46	39.54	2,819.51
3	3/12/2021	59.00	19.19	39.81	2,779.70
4	4/12/2021	59.00	18.92	40.08	2,739.62
5	5/12/2021	59.00	18.65	40.35	2,699.27
6	6/12/2021	59.00	18.37	40.63	2,658.64
7	7/12/2021	59.00	18.10	40.90	2,617.74
8	8/12/2021	59.00	17.82	41.18	2,576.56
9	9/12/2021	59.00	17.54	41.46	2,535.10
10	10/12/2021	59.00	17.25	41.75	2,493.35
11	11/12/2021	59.00	16.97	42.03	2,451.32
12	12/12/2021	59.00	16.68	42.32	2,409.00
2021 Totals		708.00	224.50	483.50	
13	1/12/2022	59.00	16.40	42.60	2,366.40
14	2/12/2022	59.00	16.11	42.89	2,323.51
15	3/12/2022	59.00	15.81	43.19	2,280.32
16	4/12/2022	59.00	15.52	43.48	2,236.84
17	5/12/2022	59.00	15.22	43.78	2,193.06
18	6/12/2022	59.00	14.93	44.07	2,148.99
19	7/12/2022	59.00	14.63	44.37	2,104.62
20	8/12/2022	59.00	14.32	44.68	2,059.94
21	9/12/2022	59.00	14.02	44.98	2,014.96
22	10/12/2022	59.00	13.71	45.29	1,969.67
23	11/12/2022	59.00	13.41	45.59	1,924.08
24	12/12/2022	59.00	13.10	45.90	1,878.18
2022 Totals		708.00	177.18	530.82	
25	1/12/2023	59.00	12.78	46.22	1,831.96
26	2/12/2023	59.00	12.47	46.53	1,785.43
27	3/12/2023	59.00	12.15	46.85	1,738.58
28	4/12/2023	59.00	11.83	47.17	1,691.41
29	5/12/2023	59.00	11.51	47.49	1,643.92
30	6/12/2023	59.00	11.19	47.81	1,596.11
31	7/12/2023	59.00	10.86	48.14	1,547.97
32	8/12/2023	59.00	10.54	48.46	1,499.51
33	9/12/2023	59.00	10.21	48.79	1,450.72

34	10/12/2023	59.00	9.87	49.13	1,401.59
35	11/12/2023	59.00	9.54	49.46	1,352.13
36	12/12/2023	59.00	9.20	49.80	1,302.33
2023 Totals		708.00	132.15	575.85	
37	1/12/2024	59.00	8.86	50.14	1,252.19
38	2/12/2024	59.00	8.52	50.48	1,201.71
39	3/12/2024	59.00	8.18	50.82	1,150.89
40	4/12/2024	59.00	7.83	51.17	1,099.72
41	5/12/2024	59.00	7.48	51.52	1,048.20
42	6/12/2024	59.00	7.13	51.87	996.33
43	7/12/2024	59.00	6.78	52.22	944.11
44	8/12/2024	59.00	6.43	52.57	891.54
45	9/12/2024	59.00	6.07	52.93	838.61
46	10/12/2024	59.00	5.71	53.29	785.32
47	11/12/2024	59.00	5.34	53.66	731.66
48	12/12/2024	59.00	4.98	54.02	677.64
2024 Totals		708.00	83.31	624.69	
49	1/12/2025	59.00	4.61	54.39	623.25
50	2/12/2025	59.00	4.24	54.76	568.49
51	3/12/2025	59.00	3.87	55.13	513.36
52	4/12/2025	59.00	3.49	55.51	457.85
53	5/12/2025	59.00	3.12	55.88	401.97
54	6/12/2025	59.00	2.74	56.26	345.71
55	7/12/2025	59.00	2.35	56.65	289.06
56	8/12/2025	59.00	1.97	57.03	232.03
57	9/12/2025	59.00	1.58	57.42	174.61
58	10/12/2025	59.00	1.19	57.81	116.80
59	11/12/2025	59.00	0.79	58.21	58.59
60	12/12/2025	59.00	0.41	58.59	0.00
2025 Totals		708.00	30.36	677.64	
Grand Totals		3,540.00	647.50	2,892.50	

Last interest amount increased by 0.01 due to rounding.

Compound Period: Monthly

Nominal Annual Rate: 0.000%

PAGE 162

CASH FLOW DATA

Event	Date	Amount	Number	Period	End Date
1 Loan	12/1/2020	15,000.00	1		
2 Payment	1/1/2021	250.00	60	Monthly	12/1/2025

AMORTIZATION SCHEDULE - Normal Amortization

	Date	Payment	Interest	Principal	Balance
Loan	12/1/2020				15,000.00
2020 Totals		0.00	0.00	0.00	
1	1/1/2021	250.00	0.00	250.00	14,750.00
2	2/1/2021	250.00	0.00	250.00	14,500.00
3	3/1/2021	250.00	0.00	250.00	14,250.00
4	4/1/2021	250.00	0.00	250.00	14,000.00
5	5/1/2021	250.00	0.00	250.00	13,750.00
6	6/1/2021	250.00	0.00	250.00	13,500.00
7	7/1/2021	250.00	0.00	250.00	13,250.00
8	8/1/2021	250.00	0.00	250.00	13,000.00
9	9/1/2021	250.00	0.00	250.00	12,750.00
10	10/1/2021	250.00	0.00	250.00	12,500.00
11	11/1/2021	250.00	0.00	250.00	12,250.00
12	12/1/2021	250.00	0.00	250.00	12,000.00
2021 Totals		3,000.00	0.00	3,000.00	
13	1/1/2022	250.00	0.00	250.00	11,750.00
14	2/1/2022	250.00	0.00	250.00	11,500.00
15	3/1/2022	250.00	0.00	250.00	11,250.00
16	4/1/2022	250.00	0.00	250.00	11,000.00
17	5/1/2022	250.00	0.00	250.00	10,750.00
18	6/1/2022	250.00	0.00	250.00	10,500.00
19	7/1/2022	250.00	0.00	250.00	10,250.00
20	8/1/2022	250.00	0.00	250.00	10,000.00
21	9/1/2022	250.00	0.00	250.00	9,750.00
22	10/1/2022	250.00	0.00	250.00	9,500.00
23	11/1/2022	250.00	0.00	250.00	9,250.00
24	12/1/2022	250.00	0.00	250.00	9,000.00
2022 Totals		3,000.00	0.00	3,000.00	
25	1/1/2023	250.00	0.00	250.00	8,750.00
26	2/1/2023	250.00	0.00	250.00	8,500.00
27	3/1/2023	250.00	0.00	250.00	8,250.00
28	4/1/2023	250.00	0.00	250.00	8,000.00
29	5/1/2023	250.00	0.00	250.00	7,750.00
30	6/1/2023	250.00	0.00	250.00	7,500.00
31	7/1/2023	250.00	0.00	250.00	7,250.00
32	8/1/2023	250.00	0.00	250.00	7,000.00
33	9/1/2023	250.00	0.00	250.00	6,750.00

PAGE 163

34	10/1/2023	250.00	0.00	250.00	6,500.00
35	11/1/2023	250.00	0.00	250.00	6,250.00
36	12/1/2023	250.00	0.00	250.00	6,000.00
2023 Totals		3,000.00	0.00	3,000.00	
37	1/1/2024	250.00	0.00	250.00	5,750.00
38	2/1/2024	250.00	0.00	250.00	5,500.00
39	3/1/2024	250.00	0.00	250.00	5,250.00
40	4/1/2024	250.00	0.00	250.00	5,000.00
41	5/1/2024	250.00	0.00	250.00	4,750.00
42	6/1/2024	250.00	0.00	250.00	4,500.00
43	7/1/2024	250.00	0.00	250.00	4,250.00
44	8/1/2024	250.00	0.00	250.00	4,000.00
45	9/1/2024	250.00	0.00	250.00	3,750.00
46	10/1/2024	250.00	0.00	250.00	3,500.00
47	11/1/2024	250.00	0.00	250.00	3,250.00
48	12/1/2024	250.00	0.00	250.00	3,000.00
2024 Totals		3,000.00	0.00	3,000.00	
49	1/1/2025	250.00	0.00	250.00	2,750.00
50	2/1/2025	250.00	0.00	250.00	2,500.00
51	3/1/2025	250.00	0.00	250.00	2,250.00
52	4/1/2025	250.00	0.00	250.00	2,000.00
53	5/1/2025	250.00	0.00	250.00	1,750.00
54	6/1/2025	250.00	0.00	250.00	1,500.00
55	7/1/2025	250.00	0.00	250.00	1,250.00
56	8/1/2025	250.00	0.00	250.00	1,000.00
57	9/1/2025	250.00	0.00	250.00	750.00
58	10/1/2025	250.00	0.00	250.00	500.00
59	11/1/2025	250.00	0.00	250.00	250.00
60	12/1/2025	250.00	0.00	250.00	0.00
2025 Totals		3,000.00	0.00	3,000.00	
Grand Totals		15,000.00	0.00	15,000.00	

Compound Period: Monthly

Nominal Annual Rate: 5.302% PAGE 164

CASH FLOW DATA

Event	Date	Amount	Number	Period	End Date
1 Loan	4/1/2021	6,728.60	1		
2 Payment	5/1/2021	127.91	60	Monthly	4/1/2026

AMORTIZATION SCHEDULE - Normal Amortization

	Date	Payment	Interest	Principal	Balance
Loan	4/1/2021				6,728.60
1	5/1/2021	127.91	29.73	98.18	6,630.42
2	6/1/2021	127.91	29.30	98.61	6,531.81
3	7/1/2021	127.91	28.86	99.05	6,432.76
4	8/1/2021	127.91	28.42	99.49	6,333.27
5	9/1/2021	127.91	27.98	99.93	6,233.34
6	10/1/2021	127.91	27.54	100.37	6,132.97
7	11/1/2021	127.91	27.10	100.81	6,032.16
8	12/1/2021	127.91	26.65	101.26	5,930.90
2021 Totals		1,023.28	225.58	797.70	
9	1/1/2022	127.91	26.20	101.71	5,829.19
10	2/1/2022	127.91	25.76	102.15	5,727.04
11	3/1/2022	127.91	25.30	102.61	5,624.43
12	4/1/2022	127.91	24.85	103.06	5,521.37
13	5/1/2022	127.91	24.40	103.51	5,417.86
14	6/1/2022	127.91	23.94	103.97	5,313.89
15	7/1/2022	127.91	23.48	104.43	5,209.46
16	8/1/2022	127.91	23.02	104.89	5,104.57
17	9/1/2022	127.91	22.55	105.36	4,999.21
18	10/1/2022	127.91	22.09	105.82	4,893.39
19	11/1/2022	127.91	21.62	106.29	4,787.10
20	12/1/2022	127.91	21.15	106.76	4,680.34
2022 Totals		1,534.92	284.36	1,250.56	
21	1/1/2023	127.91	20.68	107.23	4,573.11
22	2/1/2023	127.91	20.21	107.70	4,465.41
23	3/1/2023	127.91	19.73	108.18	4,357.23
24	4/1/2023	127.91	19.25	108.66	4,248.57
25	5/1/2023	127.91	18.77	109.14	4,139.43
26	6/1/2023	127.91	18.29	109.62	4,029.81
27	7/1/2023	127.91	17.80	110.11	3,919.70
28	8/1/2023	127.91	17.32	110.59	3,809.11
29	9/1/2023	127.91	16.83	111.08	3,698.03
30	10/1/2023	127.91	16.34	111.57	3,586.46
31	11/1/2023	127.91	15.85	112.06	3,474.40
32	12/1/2023	127.91	15.35	112.56	3,361.84
2023 Totals		1,534.92	216.42	1,318.50	
33	1/1/2024	127.91	14.85	113.06	3,248.78

PAGE 165

34	2/1/2024	127.91	14.35	113.56	3,135.22
35	3/1/2024	127.91	13.85	114.06	3,021.16
36	4/1/2024	127.91	13.35	114.56	2,906.60
37	5/1/2024	127.91	12.84	115.07	2,791.53
38	6/1/2024	127.91	12.33	115.58	2,675.95
39	7/1/2024	127.91	11.82	116.09	2,559.86
40	8/1/2024	127.91	11.31	116.60	2,443.26
41	9/1/2024	127.91	10.80	117.11	2,326.15
42	10/1/2024	127.91	10.28	117.63	2,208.52
43	11/1/2024	127.91	9.76	118.15	2,090.37
44	12/1/2024	127.91	9.24	118.67	1,971.70
2024 Totals		1,534.92	144.78	1,390.14	
45	1/1/2025	127.91	8.71	119.20	1,852.50
46	2/1/2025	127.91	8.18	119.73	1,732.77
47	3/1/2025	127.91	7.66	120.25	1,612.52
48	4/1/2025	127.91	7.12	120.79	1,491.73
49	5/1/2025	127.91	6.59	121.32	1,370.41
50	6/1/2025	127.91	6.05	121.86	1,248.55
51	7/1/2025	127.91	5.52	122.39	1,126.16
52	8/1/2025	127.91	4.98	122.93	1,003.23
53	9/1/2025	127.91	4.43	123.48	879.75
54	10/1/2025	127.91	3.89	124.02	755.73
55	11/1/2025	127.91	3.34	124.57	631.16
56	12/1/2025	127.91	2.79	125.12	506.04
2025 Totals		1,534.92	69.26	1,465.66	
57	1/1/2026	127.91	2.24	125.67	380.37
58	2/1/2026	127.91	1.68	126.23	254.14
59	3/1/2026	127.91	1.12	126.79	127.35
60	4/1/2026	127.91	0.56	127.35	0.00
2026 Totals		511.64	5.60	506.04	
Grand Totals		7,674.60	946.00	6,728.60	

Compound Period: Monthly

Nominal Annual Rate: 5.130% PAGE 166

CASH FLOW DATA

Event	Date	Amount	Number	Period	End Date
1 Loan	4/12/2021	8,821.50	1		
2 Payment	5/12/2021	167.00	60	Monthly	4/12/2026

AMORTIZATION SCHEDULE - Normal Amortization

	Date	Payment	Interest	Principal	Balance
Loan	4/12/2021				8,821.50
1	5/12/2021	167.00	37.71	129.29	8,692.21
2	6/12/2021	167.00	37.16	129.84	8,562.37
3	7/12/2021	167.00	36.61	130.39	8,431.98
4	8/12/2021	167.00	36.05	130.95	8,301.03
5	9/12/2021	167.00	35.49	131.51	8,169.52
6	10/12/2021	167.00	34.93	132.07	8,037.45
7	11/12/2021	167.00	34.36	132.64	7,904.81
8	12/12/2021	167.00	33.80	133.20	7,771.61
2021 Totals		1,336.00	286.11	1,049.89	
9	1/12/2022	167.00	33.23	133.77	7,637.84
10	2/12/2022	167.00	32.65	134.35	7,503.49
11	3/12/2022	167.00	32.08	134.92	7,368.57
12	4/12/2022	167.00	31.50	135.50	7,233.07
13	5/12/2022	167.00	30.92	136.08	7,096.99
14	6/12/2022	167.00	30.34	136.66	6,960.33
15	7/12/2022	167.00	29.76	137.24	6,823.09
16	8/12/2022	167.00	29.17	137.83	6,685.26
17	9/12/2022	167.00	28.58	138.42	6,546.84
18	10/12/2022	167.00	27.99	139.01	6,407.83
19	11/12/2022	167.00	27.40	139.60	6,268.23
20	12/12/2022	167.00	26.80	140.20	6,128.03
2022 Totals		2,004.00	360.42	1,643.58	
21	1/12/2023	167.00	26.20	140.80	5,987.23
22	2/12/2023	167.00	25.60	141.40	5,845.83
23	3/12/2023	167.00	24.99	142.01	5,703.82
24	4/12/2023	167.00	24.39	142.61	5,561.21
25	5/12/2023	167.00	23.78	143.22	5,417.99
26	6/12/2023	167.00	23.16	143.84	5,274.15
27	7/12/2023	167.00	22.55	144.45	5,129.70
28	8/12/2023	167.00	21.93	145.07	4,984.63
29	9/12/2023	167.00	21.31	145.69	4,838.94
30	10/12/2023	167.00	20.69	146.31	4,692.63
31	11/12/2023	167.00	20.06	146.94	4,545.69
32	12/12/2023	167.00	19.43	147.57	4,398.12
2023 Totals		2,004.00	274.09	1,729.91	
33	1/12/2024	167.00	18.80	148.20	4,249.92

PAGE 167

34	2/12/2024	167.00	18.17	148.83	4,101.09
35	3/12/2024	167.00	17.53	149.47	3,951.62
36	4/12/2024	167.00	16.89	150.11	3,801.51
37	5/12/2024	167.00	16.25	150.75	3,650.76
38	6/12/2024	167.00	15.61	151.39	3,499.37
39	7/12/2024	167.00	14.96	152.04	3,347.33
40	8/12/2024	167.00	14.31	152.69	3,194.64
41	9/12/2024	167.00	13.66	153.34	3,041.30
42	10/12/2024	167.00	13.00	154.00	2,887.30
43	11/12/2024	167.00	12.34	154.66	2,732.64
44	12/12/2024	167.00	11.68	155.32	2,577.32
2024 Totals		2,004.00	183.20	1,820.80	
45	1/12/2025	167.00	11.02	155.98	2,421.34
46	2/12/2025	167.00	10.35	156.65	2,264.69
47	3/12/2025	167.00	9.68	157.32	2,107.37
48	4/12/2025	167.00	9.01	157.99	1,949.38
49	5/12/2025	167.00	8.33	158.67	1,790.71
50	6/12/2025	167.00	7.66	159.34	1,631.37
51	7/12/2025	167.00	6.97	160.03	1,471.34
52	8/12/2025	167.00	6.29	160.71	1,310.63
53	9/12/2025	167.00	5.60	161.40	1,149.23
54	10/12/2025	167.00	4.91	162.09	987.14
55	11/12/2025	167.00	4.22	162.78	824.36
56	12/12/2025	167.00	3.52	163.48	660.88
2025 Totals		2,004.00	87.56	1,916.44	
57	1/12/2026	167.00	2.83	164.17	496.71
58	2/12/2026	167.00	2.12	164.88	331.83
59	3/12/2026	167.00	1.42	165.58	166.25
60	4/12/2026	167.00	0.75	166.25	0.00
2026 Totals		668.00	7.12	660.88	
Grand Totals		10,020.00	1,198.50	8,821.50	

Last interest amount increased by 0.04 due to rounding.

Compound Period: Monthly

Nominal Annual Rate: 5.128% PAGE 168

CASH FLOW DATA

Event	Date	Amount	Number	Period	End Date
1 Loan	6/15/2021	3,113.05	1		
2 Payment	7/15/2021	58.93	60	Monthly	6/15/2026

AMORTIZATION SCHEDULE - Normal Amortization

	Date	Payment	Interest	Principal	Balance
Loan	6/15/2021				3,113.05
1	7/15/2021	58.93	13.30	45.63	3,067.42
2	8/15/2021	58.93	13.11	45.82	3,021.60
3	9/15/2021	58.93	12.91	46.02	2,975.58
4	10/15/2021	58.93	12.72	46.21	2,929.37
5	11/15/2021	58.93	12.52	46.41	2,882.96
6	12/15/2021	58.93	12.32	46.61	2,836.35
2021 Totals		353.58	76.88	276.70	
7	1/15/2022	58.93	12.12	46.81	2,789.54
8	2/15/2022	58.93	11.92	47.01	2,742.53
9	3/15/2022	58.93	11.72	47.21	2,695.32
10	4/15/2022	58.93	11.52	47.41	2,647.91
11	5/15/2022	58.93	11.32	47.61	2,600.30
12	6/15/2022	58.93	11.11	47.82	2,552.48
13	7/15/2022	58.93	10.91	48.02	2,504.46
14	8/15/2022	58.93	10.70	48.23	2,456.23
15	9/15/2022	58.93	10.50	48.43	2,407.80
16	10/15/2022	58.93	10.29	48.64	2,359.16
17	11/15/2022	58.93	10.08	48.85	2,310.31
18	12/15/2022	58.93	9.87	49.06	2,261.25
2022 Totals		707.16	132.06	575.10	
19	1/15/2023	58.93	9.66	49.27	2,211.98
20	2/15/2023	58.93	9.45	49.48	2,162.50
21	3/15/2023	58.93	9.24	49.69	2,112.81
22	4/15/2023	58.93	9.03	49.90	2,062.91
23	5/15/2023	58.93	8.82	50.11	2,012.80
24	6/15/2023	58.93	8.60	50.33	1,962.47
25	7/15/2023	58.93	8.39	50.54	1,911.93
26	8/15/2023	58.93	8.17	50.76	1,861.17
27	9/15/2023	58.93	7.95	50.98	1,810.19
28	10/15/2023	58.93	7.74	51.19	1,759.00
29	11/15/2023	58.93	7.52	51.41	1,707.59
30	12/15/2023	58.93	7.30	51.63	1,655.96
2023 Totals		707.16	101.87	605.29	
31	1/15/2024	58.93	7.08	51.85	1,604.11
32	2/15/2024	58.93	6.86	52.07	1,552.04
33	3/15/2024	58.93	6.63	52.30	1,499.74

PAGE 169

34	4/15/2024	58.93	6.41	52.52	1,447.22
35	5/15/2024	58.93	6.18	52.75	1,394.47
36	6/15/2024	58.93	5.96	52.97	1,341.50
37	7/15/2024	58.93	5.73	53.20	1,288.30
38	8/15/2024	58.93	5.51	53.42	1,234.88
39	9/15/2024	58.93	5.28	53.65	1,181.23
40	10/15/2024	58.93	5.05	53.88	1,127.35
41	11/15/2024	58.93	4.82	54.11	1,073.24
42	12/15/2024	58.93	4.59	54.34	1,018.90
2024 Totals		707.16	70.10	637.06	
43	1/15/2025	58.93	4.35	54.58	964.32
44	2/15/2025	58.93	4.12	54.81	909.51
45	3/15/2025	58.93	3.89	55.04	854.47
46	4/15/2025	58.93	3.65	55.28	799.19
47	5/15/2025	58.93	3.42	55.51	743.68
48	6/15/2025	58.93	3.18	55.75	687.93
49	7/15/2025	58.93	2.94	55.99	631.94
50	8/15/2025	58.93	2.70	56.23	575.71
51	9/15/2025	58.93	2.46	56.47	519.24
52	10/15/2025	58.93	2.22	56.71	462.53
53	11/15/2025	58.93	1.98	56.95	405.58
54	12/15/2025	58.93	1.73	57.20	348.38
2025 Totals		707.16	36.64	670.52	
55	1/15/2026	58.93	1.49	57.44	290.94
56	2/15/2026	58.93	1.24	57.69	233.25
57	3/15/2026	58.93	1.00	57.93	175.32
58	4/15/2026	58.93	0.75	58.18	117.14
59	5/15/2026	58.93	0.50	58.43	58.71
60	6/15/2026	58.93	0.22	58.71	0.00
2026 Totals		353.58	5.20	348.38	
Grand Totals		3,535.80	422.75	3,113.05	

Last interest amount decreased by 0.03 due to rounding.

Compound Period: Monthly

Nominal Annual Rate: 3.057% PAGE 170

CASH FLOW DATA

Event	Date	Amount	Number	Period	End Date
1 Loan	6/4/2021	112,273.00	1		
2 Payment	6/4/2022	24,585.36	5	Annual	6/4/2026

AMORTIZATION SCHEDULE - Normal Amortization

	Date	Payment	Interest	Principal	Balance
Loan	6/4/2021				112,273.00
2021 Totals		0.00	0.00	0.00	
1	6/4/2022	24,585.36	3,480.46	21,104.90	91,168.10
2022 Totals		24,585.36	3,480.46	21,104.90	
2	6/4/2023	24,585.36	2,826.21	21,759.15	69,408.95
2023 Totals		24,585.36	2,826.21	21,759.15	
3	6/4/2024	24,585.36	2,151.67	22,433.69	46,975.26
2024 Totals		24,585.36	2,151.67	22,433.69	
4	6/4/2025	24,585.36	1,456.23	23,129.13	23,846.13
2025 Totals		24,585.36	1,456.23	23,129.13	
5	6/4/2026	24,585.36	739.23	23,846.13	0.00
2026 Totals		24,585.36	739.23	23,846.13	
Grand Totals		122,926.80	10,653.80	112,273.00	

2022 Tax Rate Calculation Worksheet

Taxing Units Other Than School Districts or Water Districts

Form 50-856

APPENDIX A

P. 171

Comanche County

Farm to Market/ Flood Control

325-356-3101

Taxing Unit Name

Phone (area code and number)

101 W. Central Ave., Ste 9, Comanche, TX

www.co.comanche.tx.us

Taxing Unit's Address, City, State, ZIP Code

Taxing Unit's Website Address

GENERAL INFORMATION: Tax Code Section 26.04(c) requires an officer or employee designated by the governing body to calculate the no-new-revenue (NNR) tax rate and voter-approval tax rate for the taxing unit. These tax rates are expressed in dollars per \$100 of taxable value calculated. The calculation process starts after the chief appraiser delivers to the taxing unit the certified appraisal roll and the estimated values of properties under protest. The designated officer or employee shall certify that the officer or employee has accurately calculated the tax rates and used values shown for the certified appraisal roll or certified estimate. The officer or employee submits the rates to the governing body by Aug. 7 or as soon thereafter as practicable.

School districts do not use this form, but instead use Comptroller Form 50-859 *Tax Rate Calculation Worksheet, School District without Chapter 313 Agreements* or Comptroller Form 50-884 *Tax Rate Calculation Worksheet, School District with Chapter 313 Agreements*.

Water districts as defined under Water Code Section 49.001(1) do not use this form, but instead use Comptroller Form 50-858 *Water District Voter-Approval Tax Rate Worksheet for Low Tax Rate and Developing Districts* or Comptroller Form 50-860 *Developed Water District Voter-Approval Tax Rate Worksheet*.

The Comptroller's office provides this worksheet to assist taxing units in determining tax rates. The information provided in this worksheet is offered as technical assistance and not legal advice. Taxing units should consult legal counsel for interpretations of law regarding tax rate preparation and adoption.

SECTION 1: No-New-Revenue Tax Rate

The NNR tax rate enables the public to evaluate the relationship between taxes for the prior year and for the current year based on a tax rate that would produce the same amount of taxes (no new taxes) if applied to the same properties that are taxed in both years. When appraisal values increase, the NNR tax rate should decrease.

The NNR tax rate for a county is the sum of the NNR tax rates calculated for each type of tax the county levies.

While uncommon, it is possible for a taxing unit to provide an exemption for only maintenance and operations taxes. In this case, the taxing unit will need to calculate the NNR tax rate separately for the maintenance and operations tax and the debt tax, then add the two components together.

Line	No New-Revenue Tax Rate Worksheet	Amount/Rate
1.	2021 total taxable value. Enter the amount of 2021 taxable value on the 2021 tax roll today. Include any adjustments since last year's certification; exclude Tax Code Section 25.25(d) one-fourth and one-third over-appraisal corrections from these adjustments. Exclude any property value subject to an appeal under Chapter 42 as of July 25 (will add undisputed value in Line 6). This total includes the taxable value of homesteads with tax ceilings (will deduct in Line 2) and the captured value for tax increment financing (adjustment is made by deducting TIF taxes, as reflected in Line 17). ¹	\$ 1,254,273,139
2.	2021 tax ceilings. Counties, cities and junior college districts. Enter 2021 total taxable value of homesteads with tax ceilings. These include the homesteads of homeowners age 65 or older or disabled. Other taxing units enter 0. If your taxing unit adopted the tax ceiling provision in 2021 or a prior year for homeowners age 65 or older or disabled, use this step. ²	\$ 0
3.	Preliminary 2021 adjusted taxable value. Subtract Line 2 from Line 1.	\$ 1,254,273,139
4.	2021 total adopted tax rate.	\$ 0.182534 /\$100
5.	2021 taxable value lost because court appeals of ARB decisions reduced 2021 appraised value.	
	A. Original 2021 ARB values:.....	\$ 0
	B. 2021 values resulting from final court decisions:.....	-\$ 0
	C. 2021 value loss. Subtract B from A. ³	\$ 0
6.	2021 taxable value subject to an appeal under Chapter 42, as of July 25.	
	A. 2021 ARB certified value:.....	\$ 883,760
	B. 2021 disputed value:.....	-\$ 24,630
	C. 2021 undisputed value. Subtract B from A. ⁴	\$ 859,130
7.	2021 Chapter 42 related adjusted values. Add Line 5C and Line 6C.	\$ 859,130

¹ Tex. Tax Code § 26.012(14)

² Tex. Tax Code § 26.012(14)

³ Tex. Tax Code § 26.012(13)

⁴ Tex. Tax Code § 26.012(13)

Line	No. New Revenue Tax Rate Worksheet	Amount Rate
8.	2021 taxable value, adjusted for actual and potential court-ordered adjustments. Add Line 3 and Line 7.	\$ 1,255,132,269
9.	2021 taxable value of property in territory the taxing unit deannexed after Jan. 1, 2021. Enter the 2021 value of property in deannexed territory. ⁵	\$ 0
10.	2021 taxable value lost because property first qualified for an exemption in 2022. If the taxing unit increased an original exemption, use the difference between the original exempted amount and the increased exempted amount. Do not include value lost due to freeport, goods-in-transit, temporary disaster exemptions. Note that lowering the amount or percentage of an existing exemption in 2022 does not create a new exemption or reduce taxable value. A. Absolute exemptions. Use 2021 market value:..... \$ 309,334 B. Partial exemptions. 2022 exemption amount or 2022 percentage exemption times 2021 value:..... + \$ 2,871,518 C. Value loss. Add A and B. ⁶	\$ 3,180,852
11.	2021 taxable value lost because property first qualified for agricultural appraisal (1-d or 1-d-1), timber appraisal, recreational/scenic appraisal or public access airport special appraisal in 2022. Use only properties that qualified in 2022 for the first time; do not use properties that qualified in 2021. A. 2021 market value: \$ 1,008,760 B. 2022 productivity or special appraised value: - \$ 27,660 C. Value loss. Subtract B from A. ⁷	\$ 981,100
12.	Total adjustments for lost value. Add Lines 9, 10C and 11C.	\$ 4,161,952
13.	2021 captured value of property in a TIF. Enter the total value of 2021 captured appraised value of property taxable by a taxing unit in a tax increment financing zone for which 2021 taxes were deposited into the tax increment fund. ⁸ If the taxing unit has no captured appraised value in line 18D, enter 0.	\$ 0
14.	2021 total value. Subtract Line 12 and Line 13 from Line 8.	\$ 1,250,970,317
15.	Adjusted 2021 total levy. Multiply Line 4 by Line 14 and divide by \$100.	\$ 2,283,446
16.	Taxes refunded for years preceding tax year 2021. Enter the amount of taxes refunded by the taxing unit for tax years preceding tax year 2021. Types of refunds include court decisions, Tax Code Section 25.25(b) and (c) corrections and Tax Code Section 31.11 payment errors. Do not include refunds for tax year 2021. This line applies only to tax years preceding tax year 2021. ⁹	\$ 4,614
17.	Adjusted 2021 levy with refunds and TIF adjustment. Add Lines 15 and 16. ¹⁰	\$ 2,288,060
18.	Total 2022 taxable value on the 2022 certified appraisal roll today. This value includes only certified values or certified estimate of values and includes the total taxable value of homesteads with tax ceilings (will deduct in Line 20). These homesteads include homeowners age 65 or older or disabled. ¹¹ A. Certified values: \$ 1,351,408,488 B. Counties: Include railroad rolling stock values certified by the Comptroller's office:..... + \$ 0 C. Pollution control and energy storage system exemption: Deduct the value of property exempted for the current tax year for the first time as pollution control or energy storage system property:..... - \$ 0 D. Tax increment financing: Deduct the 2022 captured appraised value of property taxable by a taxing unit in a tax increment financing zone for which the 2022 taxes will be deposited into the tax increment fund. Do not include any new property value that will be included in Line 23 below. ¹² - \$ 0 E. Total 2022 value. Add A and B, then subtract C and D.	\$ 1,351,408,488

⁵ Tex. Tax Code § 26.012(15)

⁶ Tex. Tax Code § 26.012(15)

⁷ Tex. Tax Code § 26.012(15)

⁸ Tex. Tax Code § 26.03(c)

⁹ Tex. Tax Code § 26.012(13)

¹⁰ Tex. Tax Code § 26.012(13)

¹¹ Tex. Tax Code § 26.012, 26.04(c-2)

¹² Tex. Tax Code § 26.03(c)

Line	No-New Revenue Tax Rate Worksheet	Amount/Rate
19.	Total value of properties under protest or not included on certified appraisal roll. ¹³	
A.	2022 taxable value of properties under protest. The chief appraiser certifies a list of properties still under ARB protest. The list shows the appraisal district's value and the taxpayer's claimed value, if any, or an estimate of the value if the taxpayer wins. For each of the properties under protest, use the lowest of these values. Enter the total value under protest. ¹⁴	\$ <u>46,440,695</u>
B.	2022 value of properties not under protest or included on certified appraisal roll. The chief appraiser gives taxing units a list of those taxable properties that the chief appraiser knows about but are not included in the appraisal roll certification. These properties also are not on the list of properties that are still under protest. On this list of properties, the chief appraiser includes the market value, appraised value and exemptions for the preceding year and a reasonable estimate of the market value, appraised value and exemptions for the current year. Use the lower market, appraised or taxable value (as appropriate). Enter the total value of property not on the certified roll. ¹⁵	+ \$ <u>0</u>
C.	Total value under protest or not certified. Add A and B.	\$ <u>46,440,695</u>
20.	2022 tax ceilings. Counties, cities and junior colleges enter 2022 total taxable value of homesteads with tax ceilings. These include the homesteads of homeowners age 65 or older or disabled. Other taxing units enter 0. If your taxing unit adopted the tax ceiling provision in 2021 or a prior year for homeowners age 65 or older or disabled, use this step. ¹⁶	\$ <u>0</u>
21.	2022 total taxable value. Add Lines 18E and 19C. Subtract Line 20. ¹⁷	\$ <u>1,397,849,183</u>
22.	Total 2022 taxable value of properties in territory annexed after Jan. 1, 2021. Include both real and personal property. Enter the 2022 value of property in territory annexed. ¹⁸	\$ <u>0</u>
23.	Total 2022 taxable value of new improvements and new personal property located in new improvements. New means the item was not on the appraisal roll in 2021. An improvement is a building, structure, fixture or fence erected on or affixed to land. New additions to existing improvements may be included if the appraised value can be determined. New personal property in a new improvement must have been brought into the taxing unit after Jan. 1, 2021 and be located in a new improvement. New improvements do include property on which a tax abatement agreement has expired for 2022. ¹⁹	\$ <u>26,721,607</u>
24.	Total adjustments to the 2022 taxable value. Add Lines 22 and 23.	\$ <u>26,721,607</u>
25.	Adjusted 2022 taxable value. Subtract Line 24 from Line 21.	\$ <u>1,371,127,576</u>
26.	2022 NNR tax rate. Divide Line 17 by Line 25 and multiply by \$100. ²⁰	\$ <u>0.166874</u> /\$100
27.	COUNTIES ONLY. Add together the NNR tax rates for each type of tax the county levies. The total is the 2022 county NNR tax rate. ²¹	\$ <u>0.561685</u> /\$100

SECTION 2: Voter-Approval Tax Rate

The voter-approval tax rate is the highest tax rate that a taxing unit may adopt without holding an election to seek voter approval of the rate. The voter-approval tax rate is split into two separate rates:

- Maintenance and Operations (M&O) Tax Rate:** The M&O portion is the tax rate that is needed to raise the same amount of taxes that the taxing unit levied in the prior year plus the applicable percentage allowed by law. This rate accounts for such things as salaries, utilities and day-to-day operations.
- Debt Rate:** The debt rate includes the debt service necessary to pay the taxing unit's debt payments in the coming year. This rate accounts for principal and interest on bonds and other debt secured by property tax revenue.

The voter-approval tax rate for a county is the sum of the voter-approval tax rates calculated for each type of tax the county levies. In most cases the voter-approval tax rate exceeds the no-new-revenue tax rate, but occasionally decreases in a taxing unit's debt service will cause the NNR tax rate to be higher than the voter-approval tax rate.

Line	Voter-Approval Tax Rate Worksheet	Amount/Rate
28.	2021 M&O tax rate. Enter the 2021 M&O tax rate.	\$ <u>0.182536</u> /\$100
29.	2021 taxable value, adjusted for actual and potential court-ordered adjustments. Enter the amount in Line 8 of the <i>No-New-Revenue Tax Rate Worksheet</i> .	\$ <u>1,255,132,269</u>

¹³ Tex. Tax Code § 26.01(c) and (d)
¹⁴ Tex. Tax Code § 26.01(c)
¹⁵ Tex. Tax Code § 26.01(d)
¹⁶ Tex. Tax Code § 26.012(6)(B)
¹⁷ Tex. Tax Code § 26.012(6)
¹⁸ Tex. Tax Code § 26.012(17)
¹⁹ Tex. Tax Code § 26.012(17)
²⁰ Tex. Tax Code § 26.04(c)
²¹ Tex. Tax Code § 26.04(d)

Line	Voter Approval Tax Rate Worksheet	Amount/Rate
30.	Total 2021 M&O levy. Multiply Line 28 by Line 29 and divide by \$100	\$ <u>2,291,068</u>
31.	Adjusted 2021 levy for calculating NNR M&O rate.	
	<p>A. M&O taxes refunded for years preceding tax year 2021. Enter the amount of M&O taxes refunded in the preceding year for taxes before that year. Types of refunds include court decisions, Tax Code Section 25.25(b) and (c) corrections and Tax Code Section 31.11 payment errors. Do not include refunds for tax year 2021. This line applies only to tax years preceding tax year 2021. + \$ <u>0</u></p> <p>B. 2021 taxes in TIF. Enter the amount of taxes paid into the tax increment fund for a reinvestment zone as agreed by the taxing unit. If the taxing unit has no 2022 captured appraised value in Line 18D, enter 0. - \$ <u>0</u></p> <p>C. 2021 transferred function. If discontinuing all of a department, function or activity and transferring it to another taxing unit by written contract, enter the amount spent by the taxing unit discontinuing the function in the 12 months preceding the month of this calculation. If the taxing unit did not operate this function for this 12-month period, use the amount spent in the last full fiscal year in which the taxing unit operated the function. The taxing unit discontinuing the function will subtract this amount in D below. The taxing unit receiving the function will add this amount in D below. Other taxing units enter 0. +/- \$ <u>0</u></p> <p>D. 2021 M&O levy adjustments. Subtract B from A. For taxing unit with C, subtract if discontinuing function and add if receiving function. \$ <u>0</u></p> <p>E. Add Line 30 to 31D.</p>	\$ <u>2,291,068</u>
32.	Adjusted 2022 taxable value. Enter the amount in Line 25 of the <i>No-New-Revenue Tax Rate Worksheet</i> .	\$ <u>1,371,127,576</u>
33.	2022 NNR M&O rate (unadjusted). Divide Line 31E by Line 32 and multiply by \$100.	\$ <u>0.167093</u> /\$100
34.	Rate adjustment for state criminal justice mandate. ²³	
	<p>A. 2022 state criminal justice mandate. Enter the amount spent by a county in the previous 12 months providing for the maintenance and operation cost of keeping inmates in county-paid facilities after they have been sentenced. Do not include any state reimbursement received by the county for the same purpose. \$ <u>0</u></p> <p>B. 2021 state criminal justice mandate. Enter the amount spent by a county in the 12 months prior to the previous 12 months providing for the maintenance and operation cost of keeping inmates in county-paid facilities after they have been sentenced. Do not include any state reimbursement received by the county for the same purpose. Enter zero if this is the first time the mandate applies. - \$ <u>0</u></p> <p>C. Subtract B from A and divide by Line 32 and multiply by \$100. \$ <u>0</u>/\$100</p> <p>D. Enter the rate calculated in C. If not applicable, enter 0.</p>	\$ <u>0</u> /\$100
35.	Rate adjustment for indigent health care expenditures. ²⁴	
	<p>A. 2022 indigent health care expenditures. Enter the amount paid by a taxing unit providing for the maintenance and operation cost of providing indigent health care for the period beginning on July 1, 2021 and ending on June 30, 2022, less any state assistance received for the same purpose. \$ <u>0</u></p> <p>B. 2021 indigent health care expenditures. Enter the amount paid by a taxing unit providing for the maintenance and operation cost of providing indigent health care for the period beginning on July 1, 2020 and ending on June 30, 2021, less any state assistance received for the same purpose. - \$ <u>0</u></p> <p>C. Subtract B from A and divide by Line 32 and multiply by \$100. \$ <u>0</u>/\$100</p> <p>D. Enter the rate calculated in C. If not applicable, enter 0.</p>	\$ <u>0</u> /\$100

²³ (Reserved for expansion)

²⁴ Tex. Tax Code § 26.044

²⁵ Tex. Tax Code § 26.0441

<p>36. Rate adjustment for county indigent defense compensation. ²⁵</p>	<p>A. 2022 indigent defense compensation expenditures. Enter the amount paid by a county to provide appointed counsel for indigent individuals and fund the operations of a public defender's office under Article 26.044, Code of Criminal Procedure for the period beginning on July 1, 2021 and ending on June 30, 2022, less any state grants received by the county for the same purpose \$ <u>0</u></p> <p>B. 2021 indigent defense compensation expenditures. Enter the amount paid by a county to provide appointed counsel for indigent individuals and fund the operations of a public defender's office under Article 26.044, Code of Criminal Procedure for the period beginning on July 1, 2020 and ending on June 30, 2021, less any state grants received by the county for the same purpose. \$ <u>0</u></p> <p>C. Subtract B from A and divide by Line 32 and multiply by \$100. \$ <u>0</u>/\$100</p> <p>D. Multiply B by 0.05 and divide by Line 32 and multiply by \$100. \$ <u>0</u>/\$100</p> <p>E. Enter the lesser of C and D. If not applicable, enter 0.</p>	<p>\$ <u>0</u>/\$100</p>
<p>37. Rate adjustment for county hospital expenditures. ²⁶</p>	<p>A. 2022 eligible county hospital expenditures. Enter the amount paid by the county or municipality to maintain and operate an eligible county hospital for the period beginning on July 1, 2021 and ending on June 30, 2022. \$ <u>0</u></p> <p>B. 2021 eligible county hospital expenditures. Enter the amount paid by the county or municipality to maintain and operate an eligible county hospital for the period beginning on July 1, 2020 and ending on June 30, 2021. \$ <u>0</u></p> <p>C. Subtract B from A and divide by Line 32 and multiply by \$100. \$ <u>0</u>/\$100</p> <p>D. Multiply B by 0.08 and divide by Line 32 and multiply by \$100. \$ <u>0</u>/\$100</p> <p>E. Enter the lesser of C and D, if applicable. If not applicable, enter 0.</p>	<p>\$ <u>0</u>/\$100</p>
<p>38. Rate adjustment for defunding municipality. This adjustment only applies to a municipality that is considered to be a defunding municipality for the current tax year under Chapter 109, Local Government Code. Chapter 109, Local Government Code only applies to municipalities with a population of more than 250,000 and includes a written determination by the Office of the Governor. See Tax Code 26.0444 for more information.</p>	<p>A. Amount appropriated for public safety in 2021. Enter the amount of money appropriated for public safety in the budget adopted by the municipality for the preceding fiscal year \$ <u>0</u></p> <p>B. Expenditures for public safety in 2021. Enter the amount of money spent by the municipality for public safety during the preceding fiscal year. \$ <u>0</u></p> <p>C. Subtract B from A and divide by Line 32 and multiply by \$100 \$ <u>0</u>/\$100</p> <p>D. Enter the rate calculated in C. If not applicable, enter 0.</p>	<p>\$ <u>0</u>/\$100</p>
<p>39. Adjusted 2022 NNR M&O rate. Add Lines 33, 34D, 35D, 36E, and 37E. Subtract Line 38D.</p>		<p>\$ <u>0.167093</u>/\$100</p>
<p>40. Adjustment for 2021 sales tax specifically to reduce property values. Cities, counties and hospital districts that collected and spent additional sales tax on M&O expenses in 2021 should complete this line. These entities will deduct the sales tax gain rate for 2022 in Section 3. Other taxing units, enter zero.</p>	<p>A. Enter the amount of additional sales tax collected and spent on M&O expenses in 2021, if any. Counties must exclude any amount that was spent for economic development grants from the amount of sales tax spent \$ <u>0</u></p> <p>B. Divide Line 40A by Line 32 and multiply by \$100 \$ <u>0</u>/\$100</p> <p>C. Add Line 40B to Line 39.</p>	<p>\$ <u>0.167093</u>/\$100</p>
<p>41. 2022 voter-approval M&O rate. Enter the rate as calculated by the appropriate scenario below.</p>	<p>Special Taxing Unit. If the taxing unit qualifies as a special taxing unit, multiply Line 40C by 1.08.</p> <p>- or -</p> <p>Other Taxing Unit. If the taxing unit does not qualify as a special taxing unit, multiply Line 40C by 1.035.</p>	<p>\$ <u>0.172941</u>/\$100</p>

²⁵ Tex. Tax Code § 26.0442
²⁶ Tex. Tax Code § 26.0443

Line	Voter Approval Tax Rate Worksheet	Amount/Rate
D41.	<p>Disaster Line 41 (D41): 2022 voter-approval M&O rate for taxing unit affected by disaster declaration. If the taxing unit is located in an area declared a disaster area and at least one person is granted an exemption under Tax Code Section 11.35 for property located in the taxing unit, the governing body may direct the person calculating the voter-approval tax rate to calculate in the manner provided for a special taxing unit. The taxing unit shall continue to calculate the voter-approval tax rate in this manner until the earlier of</p> <p>1) the first year in which total taxable value on the certified appraisal roll exceeds the total taxable value of the tax year in which the disaster occurred, or</p> <p>2) the third tax year after the tax year in which the disaster occurred</p> <p>If the taxing unit qualifies under this scenario, multiply Line 40C by 1.08.²⁷ If the taxing unit does not qualify, do not complete Disaster Line 41 (Line D41).</p>	<p>\$ _____ /\$100</p>
42.	<p>Total 2022 debt to be paid with property taxes and additional sales tax revenue. Debt means the interest and principal that will be paid on debts that:</p> <p>(1) are paid by property taxes,</p> <p>(2) are secured by property taxes,</p> <p>(3) are scheduled for payment over a period longer than one year, and</p> <p>(4) are not classified in the taxing unit's budget as M&O expenses.</p> <p>A. Debt also includes contractual payments to other taxing units that have incurred debts on behalf of this taxing unit, if those debts meet the four conditions above. Include only amounts that will be paid from property tax revenue. Do not include appraisal district budget payments. If the governing body of a taxing unit authorized or agreed to authorize a bond, warrant, certificate of obligation, or other evidence of indebtedness on or after Sept. 1, 2022, verify if it meets the amended definition of debt before including it here.²⁸</p> <p>Enter debt amount \$ _____ 0</p> <p>B. Subtract unencumbered fund amount used to reduce total debt. - \$ _____ 0</p> <p>C. Subtract certified amount spent from sales tax to reduce debt (enter zero if none) - \$ _____ 0</p> <p>D. Subtract amount paid from other resources - \$ _____ 0</p> <p>E. Adjusted debt. Subtract B, C and D from A.</p>	<p>\$ _____ 0</p>
43.	<p>Certified 2021 excess debt collections. Enter the amount certified by the collector.²⁹</p>	<p>\$ _____ 0</p>
44.	<p>Adjusted 2022 debt. Subtract Line 43 from Line 42E.</p>	<p>\$ _____ 0</p>
45.	<p>2022 anticipated collection rate.</p> <p>A. Enter the 2022 anticipated collection rate certified by the collector.³⁰ _____ 100.00 %</p> <p>B. Enter the 2021 actual collection rate. _____ 100.00 %</p> <p>C. Enter the 2020 actual collection rate. _____ 100.00 %</p> <p>D. Enter the 2019 actual collection rate. _____ 100.00 %</p> <p>E. If the anticipated collection rate in A is lower than actual collection rates in B, C and D, enter the lowest collection rate from B, C and D. If the anticipated rate in A is higher than at least one of the rates in the prior three years, enter the rate from A. Note that the rate can be greater than 100%.³¹</p>	<p>_____ 100.00 %</p>
46.	<p>2022 debt adjusted for collections. Divide Line 44 by Line 45E.</p>	<p>\$ _____ 0</p>
47.	<p>2022 total taxable value. Enter the amount on Line 21 of the <i>No-New-Revenue Tax Rate Worksheet</i>.</p>	<p>\$ _____ 1,397,849,183</p>
48.	<p>2022 debt rate. Divide Line 46 by Line 47 and multiply by \$100.</p>	<p>\$ _____ 0 /\$100</p>
49.	<p>2022 voter-approval tax rate. Add Lines 41 and 48.</p>	<p>\$ _____ 0.172941 /\$100</p>
D49.	<p>Disaster Line 49 (D49): 2022 voter-approval tax rate for taxing unit affected by disaster declaration. Complete this line if the taxing unit calculated the voter-approval tax rate in the manner provided for a special taxing unit on Line D41. Add Line D41 and 48.</p>	<p>\$ _____ /\$100</p>

²⁷ Tex. Tax Code § 26.042(a)
²⁸ Tex. Tax Code § 26.012(7)
²⁹ Tex. Tax Code § 26.012(10) and 26.04(b)
³⁰ Tex. Tax Code § 26.04(b)
³¹ Tex. Tax Code §§ 26.04(h), (h-1) and (h-2)

Line	Voter-Approval Tax Rate Worksheet	Amount/Rate
50.	COUNTIES ONLY. Add together the voter-approval tax rates for each type of tax the county levies. The total is the 2022 county voter-approval tax rate.	\$ <u>0.642129</u> /\$100

SECTION 3: NNR Tax Rate and Voter-Approval Tax Rate Adjustments for Additional Sales Tax to Reduce Property Taxes

Cities, counties and hospital districts may levy a sales tax specifically to reduce property taxes. Local voters by election must approve imposing or abolishing the additional sales tax. If approved, the taxing unit must reduce its NNR and voter-approval tax rates to offset the expected sales tax revenue.

This section should only be completed by a county, city or hospital district that is required to adjust its NNR tax rate and/or voter-approval tax rate because it adopted the additional sales tax.

Line	Additional Sales and Use Tax Worksheet	Amount/Rate
51.	Taxable Sales. For taxing units that adopted the sales tax in November 2021 or May 2022, enter the Comptroller's estimate of taxable sales for the previous four quarters. ³² Estimates of taxable sales may be obtained through the Comptroller's Allocation Historical Summary webpage. Taxing units that adopted the sales tax before November 2021, enter 0.	\$ <u>0</u>
52.	Estimated sales tax revenue. Counties exclude any amount that is or will be spent for economic development grants from the amount of estimated sales tax revenue. ³³ Taxing units that adopted the sales tax in November 2021 or in May 2022. Multiply the amount on Line 51 by the sales tax rate (.01, .005 or .0025, as applicable) and multiply the result by .95. ³⁴ - or - Taxing units that adopted the sales tax before November 2021. Enter the sales tax revenue for the previous four quarters. Do not multiply by .95.	\$ <u>711,115</u>
53.	2022 total taxable value. Enter the amount from Line 21 of the <i>No-New-Revenue Tax Rate Worksheet</i> .	\$ <u>1,273,516,457</u>
54.	Sales tax adjustment rate. Divide Line 52 by Line 53 and multiply by \$100.	\$ <u>0.055839</u> /\$100
55.	2022 NNR tax rate, unadjusted for sales tax. ³⁵ Enter the rate from Line 26 or 27, as applicable, on the <i>No-New-Revenue Tax Rate Worksheet</i> .	\$ <u>0.561685</u> /\$100
56.	2022 NNR tax rate, adjusted for sales tax. Taxing units that adopted the sales tax in November 2021 or in May 2022. Subtract Line 54 from Line 55. Skip to Line 57 if you adopted the additional sales tax before November 2021.	\$ <u>0.561685</u> /\$100
57.	2022 voter-approval tax rate, unadjusted for sales tax. ³⁶ Enter the rate from Line 49, Line D49 (disaster) or Line 50 (counties) as applicable, of the <i>Voter-Approval Tax Rate Worksheet</i> .	\$ <u>0.642129</u> /\$100
58.	2022 voter-approval tax rate, adjusted for sales tax. Subtract Line 54 from Line 57.	\$ <u>0.586290</u> /\$100

SECTION 4: Voter-Approval Tax Rate Adjustment for Pollution Control

A taxing unit may raise its rate for M&O funds used to pay for a facility, device or method for the control of air, water or land pollution. This includes any land, structure, building, installation, excavation, machinery, equipment or device that is used, constructed, acquired or installed wholly or partly to meet or exceed pollution control requirements. The taxing unit's expenses are those necessary to meet the requirements of a permit issued by the Texas Commission on Environmental Quality (TCEQ). The taxing unit must provide the tax assessor with a copy of the TCEQ letter of determination that states the portion of the cost of the installation for pollution control.

This section should only be completed by a taxing unit that uses M&O funds to pay for a facility, device or method for the control of air, water or land pollution.

Line	Voter-Approval Rate Adjustment for Pollution Control Requirements Worksheet	Amount/Rate
59.	Certified expenses from the Texas Commission on Environmental Quality (TCEQ). Enter the amount certified in the determination letter from TCEQ. ³⁷ The taxing unit shall provide its tax assessor-collector with a copy of the letter. ³⁸	\$ <u>0</u>
60.	2022 total taxable value. Enter the amount from Line 21 of the <i>No-New-Revenue Tax Rate Worksheet</i> .	\$ <u>1,273,516,457</u>
61.	Additional rate for pollution control. Divide Line 59 by Line 60 and multiply by \$100.	\$ <u>0</u> /\$100
62.	2022 voter-approval tax rate, adjusted for pollution control. Add Line 61 to one of the following lines (as applicable): Line 49, Line D49 (disaster), Line 50 (counties) or Line 58 (taxing units with the additional sales tax).	\$ <u>0.586290</u> /\$100

³² Tex. Tax Code § 26.041(d)

³³ Tex. Tax Code § 26.041(f)

³⁴ Tex. Tax Code § 26.041(d)

³⁵ Tex. Tax Code § 26.04(c)

³⁶ Tex. Tax Code § 26.04(c)

³⁷ Tex. Tax Code § 26.045(d)

³⁸ Tex. Tax Code § 26.045(f)

SECTION 5: Voter-Approval Tax Rate Adjustment for Unused Increment Rate

The unused increment rate is the rate equal to the difference between the adopted tax rate and voter-approval tax rate before the unused increment rate for the prior three years.³⁹ In a year where a taxing unit adopts a rate by applying any portion of the unused increment rate, the unused increment rate for that year would be zero.

The difference between the adopted tax rate and voter-approval tax rate is considered zero in the following scenarios:

- a tax year before 2020;⁴⁰
- a tax year in which the municipality is a defunding municipality, as defined by Tax Code Section 26.0501(a);⁴¹ or
- after Jan. 1, 2022, a tax year in which the comptroller determines that the county implemented a budget reduction or reallocation described by Local Government Code Section 120.002(a) without the required voter approval.⁴²

This section should only be completed by a taxing unit that does not meet the definition of a special taxing unit.⁴³

Line	Unused Increment Rate Worksheet	Amount/Rate
63.	2021 unused increment rate. Subtract the 2021 actual tax rate and the 2021 unused increment rate from the 2021 voter-approval tax rate. If the number is less than zero, enter zero.	\$ <u>0.000415</u> /\$100
64.	2020 unused increment rate. Subtract the 2020 actual tax rate and the 2020 unused increment rate from the 2020 voter-approval tax rate. If the number is less than zero, enter zero.	\$ <u>0.000000</u> /\$100
65.	2019 unused increment rate. Subtract the 2019 actual tax rate and the 2019 unused increment rate from the 2019 voter-approval tax rate. If the number is less than zero, enter zero. If the year is prior to 2020, enter zero.	\$ <u>0</u> /\$100
66.	2022 unused increment rate. Add Lines 63, 64 and 65.	\$ <u>0.000415</u> /\$100
67.	2022 voter-approval tax rate, adjusted for unused increment rate. Add Line 66 to one of the following lines (as applicable): Line 49, Line D49 (disaster), Line 50 (counties), Line 58 (taxing units with the additional sales tax) or Line 62 (taxing units with pollution control).	\$ <u>0.586705</u> /\$100

SECTION 6: De Minimis Rate

The de minimis rate is the rate equal to the sum of the no-new-revenue maintenance and operations rate, the rate that will raise \$500,000, and the current debt rate for a taxing unit.⁴⁴

This section should only be completed by a taxing unit that is a municipality of less than 30,000 or a taxing unit that does not meet the definition of a special taxing unit.⁴⁵

Line	De Minimis Rate Worksheet	Amount/Rate
68.	Adjusted 2022 NNR M&O tax rate. Enter the rate from Line 39 of the <i>Voter-Approval Tax Rate Worksheet</i>	\$ <u>0.563380</u> /\$100
69.	2022 total taxable value. Enter the amount on Line 21 of the <i>No-New-Revenue Tax Rate Worksheet</i> .	\$ <u>1,273,516,457</u>
70.	Rate necessary to impose \$500,000 in taxes. Divide \$500,000 by Line 69 and multiply by \$100.	\$ <u>0.039261</u> /\$100
71.	2022 debt rate. Enter the rate from Line 48 of the <i>Voter-Approval Tax Rate Worksheet</i> .	\$ <u>0</u> /\$100
72.	De minimis rate. Add Lines 68, 70 and 71.	\$ <u>0.602641</u> /\$100

SECTION 7: Voter-Approval Tax Rate Adjustment for Emergency Revenue Rate

In the tax year after the end of the disaster calculation time period detailed in Tax Code Section 26.042(a), a taxing unit that calculated its voter-approval tax rate in the manner provided for a special taxing unit due to a disaster must calculate its emergency revenue rate and reduce its voter-approval tax rate for that year.⁴⁶

Similarly, if a taxing unit adopted a tax rate that exceeded its voter-approval tax rate, calculated normally, without holding an election to respond to a disaster, as allowed by Tax Code Section 26.042(d), in the prior year, it must also reduce its voter-approval tax rate for the current tax year.⁴⁷

This section will apply to a taxing unit other than a special taxing unit that:

- directed the designated officer or employee to calculate the voter-approval tax rate of the taxing unit in the manner provided for a special taxing unit in the prior year; and
- the current year is the first tax year in which the total taxable value of property taxable by the taxing unit as shown on the appraisal roll for the taxing unit submitted by the assessor for the taxing unit to the governing body exceeds the total taxable value of property taxable by the taxing unit on January 1 of the tax year in which the disaster occurred or the disaster occurred four years ago.

³⁹ Tex. Tax Code § 26.013(a)

⁴⁰ Tex. Tax Code § 26.013(c)

⁴¹ Tex. Tax Code §§ 26.0501(a) and (c)

⁴² Tex. Local Gov't Code § 120.007(d), effective Jan. 1, 2022

⁴³ Tex. Tax Code § 26.063(a)(1)

⁴⁴ Tex. Tax Code § 26.012(B-a)

⁴⁵ Tex. Tax Code § 26.063(a)(1)

⁴⁶ Tex. Tax Code § 26.042(b)

⁴⁷ Tex. Tax Code § 26.042(f)

This section will apply to a taxing unit in a disaster area that adopted a tax rate greater than its voter-approval tax rate without holding an election in the prior year.

Note: This section does not apply if a taxing unit is continuing to calculate its voter-approval tax rate in the manner provided for a special taxing unit because it is still within the disaster calculation time period detailed in Tax Code Section 26.042(a) because it has not met the conditions in Tax Code Section 26.042(a)(1) or (2).

Line	Emergency Revenue Rate Worksheet	Amount Rate
73.	2021 adopted tax rate. Enter the rate in Line 4 of the <i>No-New-Revenue Tax Rate Worksheet</i> .	\$ <u>0.625729</u> /\$100
74.	Adjusted 2021 voter-approval tax rate. Use the taxing unit's Tax Rate Calculation Worksheets from the prior year(s) to complete this line. If a disaster occurred in 2021 and the taxing unit calculated its 2021 voter-approval tax rate using a multiplier of 1.08 on Disaster Line 41 (D41) of the 2021 worksheet due to a disaster, enter the 2021 voter-approval tax rate as calculated using a multiplier of 1.035 from Line 49. - or - If a disaster occurred prior to 2021 for which the taxing unit continued to calculate its voter-approval tax rate using a multiplier of 1.08 on Disaster Line 41 (D41) in 2021, complete the separate <i>Adjusted Voter-Approval Tax Rate for Taxing Units in Disaster Area Calculation Worksheet</i> to recalculate the voter-approval tax rate the taxing unit would have calculated in 2021 if it had generated revenue based on an adopted tax rate using a multiplier of 1.035 in the year(s) following the disaster. ⁴⁸ Enter the final adjusted 2021 voter-approval tax rate from the worksheet. - or - If the taxing unit adopted a tax rate above the 2021 voter-approval tax rate without calculating a disaster tax rate or holding an election due to a disaster, no recalculation is necessary. Enter the voter-approval tax rate from the prior year's worksheet.	\$ <u>0</u> /\$100
75.	Increase in 2021 tax rate due to disaster. Subtract Line 74 from Line 73.	\$ <u>0.625729</u> /\$100
76.	Adjusted 2021 taxable value. Enter the amount in Line 14 of the <i>No-New-Revenue Tax Rate Worksheet</i> .	\$ <u>1,108,282,832</u>
77.	Emergency revenue. Multiply Line 75 by Line 76 and divide by \$100.	\$ <u>6,941,166</u>
78.	Adjusted 2022 taxable value. Enter the amount in Line 25 of the <i>No-New-Revenue Tax Rate Worksheet</i> .	\$ <u>1,246,786,647</u>
79.	Emergency revenue rate. Divide Line 77 by Line 78 and multiply by \$100. ⁴⁹	\$ <u>0</u> /\$100
80.	2022 voter-approval tax rate, adjusted for emergency revenue. Subtract Line 79 from one of the following lines (as applicable): Line 49, Line D49 (disaster), Line 50 (counties), Line 58 (taxing units with the additional sales tax), Line 62 (taxing units with pollution control) or Line 67 (taxing units with the unused increment rate).	\$ <u>0.586705</u> /\$100

SECTION 8: Total Tax Rate

Indicate the applicable total tax rates as calculated above.

No-new-revenue tax rate.	\$ <u>0.561685</u> /\$100
As applicable, enter the 2022 NNR tax rate from: Line 26, Line 27 (counties), or Line 56 (adjusted for sales tax). Indicate the line number used: <u>27</u>	
Voter-approval tax rate.	\$ <u>0.586705</u> /\$100
As applicable, enter the 2022 voter-approval tax rate from: Line 49, Line D49 (disaster), Line 50 (counties), Line 58 (adjusted for sales tax), Line 62 (adjusted for pollution control), Line 67 (adjusted for unused increment), or Line 80 (adjusted for emergency revenue). Indicate the line number used: <u>67</u>	
De minimis rate.	\$ <u>0.602641</u> /\$100
If applicable, enter the 2022 de minimis rate from Line 72.	

SECTION 9: Taxing Unit Representative Name and Signature

Enter the name of the person preparing the tax rate as authorized by the governing body of the taxing unit. By signing below, you certify that you are the designated officer or employee of the taxing unit and have accurately calculated the tax rates using values that are the same as the values shown in the taxing unit's certified appraisal roll or certified estimate of taxable value, in accordance with requirements in Tax Code.⁵⁰

print here ▶ Comanche County Tax Assessor-Collector

 Printed Name of Taxing Unit Representative

sign here ▶ Grace Guebert

 Taxing Unit Representative

8-10-2022

 Date

⁴⁸ Tex. Tax Code §26.042(c)
⁴⁹ Tex. Tax Code §26.042(b)
⁵⁰ Tex. Tax Code §§ 26.04(c-2) and (d-2)

2022 Tax Rate Calculation Worksheet

Taxing Units Other Than School Districts or Water Districts

Form 50-856

Comanche County

325-356-3101

Taxing Unit Name

Phone (area code and number)

101 W. Central Ave., Ste 9, Comanche, TX

www.co.comanche.tx.us

Taxing Unit's Address, City, State, ZIP Code

Taxing Unit's Website Address

GENERAL INFORMATION: Tax Code Section 26.04(c) requires an officer or employee designated by the governing body to calculate the no-new-revenue (NNR) tax rate and voter-approval tax rate for the taxing unit. These tax rates are expressed in dollars per \$100 of taxable value calculated. The calculation process starts after the chief appraiser delivers to the taxing unit the certified appraisal roll and the estimated values of properties under protest. The designated officer or employee shall certify that the officer or employee has accurately calculated the tax rates and used values shown for the certified appraisal roll or certified estimate. The officer or employee submits the rates to the governing body by Aug. 7 or as soon thereafter as practicable.

School districts do not use this form, but instead use Comptroller Form 50-859 *Tax Rate Calculation Worksheet, School District without Chapter 313 Agreements* or Comptroller Form 50-884 *Tax Rate Calculation Worksheet, School District with Chapter 313 Agreements*.

Water districts as defined under Water Code Section 49.001(1) do not use this form, but instead use Comptroller Form 50-858 *Water District Voter-Approval Tax Rate Worksheet for Low Tax Rate and Developing Districts* or Comptroller Form 50-860 *Developed Water District Voter-Approval Tax Rate Worksheet*.

The Comptroller's office provides this worksheet to assist taxing units in determining tax rates. The information provided in this worksheet is offered as technical assistance and not legal advice. Taxing units should consult legal counsel for interpretations of law regarding tax rate preparation and adoption.

SECTION 1: No-New-Revenue Tax Rate

The NNR tax rate enables the public to evaluate the relationship between taxes for the prior year and for the current year based on a tax rate that would produce the same amount of taxes (no new taxes) if applied to the same properties that are taxed in both years. When appraisal values increase, the NNR tax rate should decrease.

The NNR tax rate for a county is the sum of the NNR tax rates calculated for each type of tax the county levies.

While uncommon, it is possible for a taxing unit to provide an exemption for only maintenance and operations taxes. In this case, the taxing unit will need to calculate the NNR tax rate separately for the maintenance and operations tax and the debt tax, then add the two components together.

Line	No New Revenue Tax Rate Worksheet	Amount/Rate
1.	2021 total taxable value. Enter the amount of 2021 taxable value on the 2021 tax roll today. Include any adjustments since last year's certification; exclude Tax Code Section 25.25(d) one-fourth and one-third over-appraisal corrections from these adjustments. Exclude any property value subject to an appeal under Chapter 42 as of July 25 (will add undisputed value in Line 6). This total includes the taxable value of homesteads with tax ceilings (will deduct in Line 2) and the captured value for tax increment financing (adjustment is made by deducting TIF taxes, as reflected in Line 17). ¹	\$ 1,111,972,650
2.	2021 tax ceilings. Counties, cities and junior college districts. Enter 2021 total taxable value of homesteads with tax ceilings. These include the homesteads of homeowners age 65 or older or disabled. Other taxing units enter 0. If your taxing unit adopted the tax ceiling provision in 2021 or a prior year for homeowners age 65 or older or disabled, use this step. ²	\$ 0
3.	Preliminary 2021 adjusted taxable value. Subtract Line 2 from Line 1.	\$ 1,111,972,650
4.	2021 total adopted tax rate.	\$ 0.443195 /\$100
5.	2021 taxable value lost because court appeals of ARB decisions reduced 2021 appraised value.	
	A. Original 2021 ARB values:.....	\$ 0
	B. 2021 values resulting from final court decisions:.....	-\$ 0
	C. 2021 value loss. Subtract B from A. ³	\$ 0
6.	2021 taxable value subject to an appeal under Chapter 42, as of July 25.	
	A. 2021 ARB certified value:.....	\$ 883,760
	B. 2021 disputed value:.....	-\$ 24,630
	C. 2021 undisputed value. Subtract B from A. ⁴	\$ 859,130
7.	2021 Chapter 42 related adjusted values. Add Line 5C and Line 6C.	\$ 859,130

¹ Tex. Tax Code § 26.012(14)

² Tex. Tax Code § 26.012(14)

³ Tex. Tax Code § 26.012(13)

⁴ Tex. Tax Code § 26.012(13)

Line		Amount/Rate
8.	2021 taxable value, adjusted for actual and potential court-ordered adjustments. Add Line 3 and Line 7.	\$ <u>1,112,831,780</u>
9.	2021 taxable value of property in territory the taxing unit deannexed after Jan. 1, 2021. Enter the 2021 value of property in deannexed territory. ⁵	\$ <u>0</u>
10.	2021 taxable value lost because property first qualified for an exemption in 2022. If the taxing unit increased an original exemption, use the difference between the original exempted amount and the increased exempted amount. Do not include value lost due to freeport, goods-in-transit, temporary disaster exemptions. Note that lowering the amount or percentage of an existing exemption in 2022 does not create a new exemption or reduce taxable value. A. Absolute exemptions. Use 2021 market value:..... \$ <u>309,304</u> B. Partial exemptions. 2022 exemption amount or 2022 percentage exemption times 2021 value:..... + \$ <u>2,248,544</u> C. Value loss. Add A and B. ⁶	\$ <u>2,557,848</u>
11.	2021 taxable value lost because property first qualified for agricultural appraisal (1-d or 1-d-1), timber appraisal, recreational/scenic appraisal or public access airport special appraisal in 2022. Use only properties that qualified in 2022 for the first time; do not use properties that qualified in 2021. A. 2021 market value: \$ <u>1,008,760</u> B. 2022 productivity or special appraised value: - \$ <u>27,660</u> C. Value loss. Subtract B from A. ⁷	\$ <u>981,100</u>
12.	Total adjustments for lost value. Add Lines 9, 10C and 11C.	\$ <u>3,538,948</u>
13.	2021 captured value of property in a TIF. Enter the total value of 2021 captured appraised value of property taxable by a taxing unit in a tax increment financing zone for which 2021 taxes were deposited into the tax increment fund. ⁸ If the taxing unit has no captured appraised value in line 18D, enter 0.	\$ <u>0</u>
14.	2021 total value. Subtract Line 12 and Line 13 from Line 8.	\$ <u>1,109,292,832</u>
15.	Adjusted 2021 total levy. Multiply Line 4 by Line 14 and divide by \$100.	\$ <u>4,916,330</u>
16.	Taxes refunded for years preceding tax year 2021. Enter the amount of taxes refunded by the taxing unit for tax years preceding tax year 2021. Types of refunds include court decisions, Tax Code Section 25.25(b) and (c) corrections and Tax Code Section 31.11 payment errors. Do not include refunds for tax year 2021. This line applies only to tax years preceding tax year 2021. ⁹	\$ <u>6,130</u>
17.	Adjusted 2021 levy with refunds and TIF adjustment. Add Lines 15 and 16. ¹⁰	\$ <u>4,922,460</u>
18.	Total 2022 taxable value on the 2022 certified appraisal roll today. This value includes only certified values or certified estimate of values and includes the total taxable value of homesteads with tax ceilings (will deduct in Line 20). These homesteads include homeowners age 65 or older or disabled. ¹¹ A. Certified values: \$ <u>1,226,387,285</u> B. Counties: Include railroad rolling stock values certified by the Comptroller's office:..... + \$ <u>610,994</u> C. Pollution control and energy storage system exemption: Deduct the value of property exempted for the current tax year for the first time as pollution control or energy storage system property:..... - \$ <u>0</u> D. Tax increment financing: Deduct the 2022 captured appraised value of property taxable by a taxing unit in a tax increment financing zone for which the 2022 taxes will be deposited into the tax increment fund. Do not include any new property value that will be included in Line 23 below. ¹² - \$ <u>0</u> E. Total 2022 value. Add A and B, then subtract C and D.	\$ <u>1,226,998,279</u>

⁵ Tex. Tax Code § 26.012(15)

⁶ Tex. Tax Code § 26.012(15)

⁷ Tex. Tax Code § 26.012(15)

⁸ Tex. Tax Code § 26.03(c)

⁹ Tex. Tax Code § 26.012(13)

¹⁰ Tex. Tax Code § 26.012(13)

¹¹ Tex. Tax Code § 26.012, 26.04(c-2)

¹² Tex. Tax Code § 26.03(c)

Line	No-New-Revenue Tax Rate Worksheet	Amount/Rate
19.	Total value of properties under protest or not included on certified appraisal roll. ¹³	
A.	2022 taxable value of properties under protest. The chief appraiser certifies a list of properties still under ARB protest. The list shows the appraisal district's value and the taxpayer's claimed value, if any, or an estimate of the value if the taxpayer wins. For each of the properties under protest, use the lowest of these values. Enter the total value under protest. ¹⁴	\$ <u>46,518,178</u>
B.	2022 value of properties not under protest or included on certified appraisal roll. The chief appraiser gives taxing units a list of those taxable properties that the chief appraiser knows about but are not included in the appraisal roll certification. These properties also are not on the list of properties that are still under protest. On this list of properties, the chief appraiser includes the market value, appraised value and exemptions for the preceding year and a reasonable estimate of the market value, appraised value and exemptions for the current year. Use the lower market, appraised or taxable value (as appropriate). Enter the total value of property not on the certified roll. ¹⁵	+ \$ <u>0</u>
C.	Total value under protest or not certified. Add A and B.	\$ <u>46,518,178</u>
20.	2022 tax ceilings. Counties, cities and junior colleges enter 2022 total taxable value of homesteads with tax ceilings. These include the homesteads of homeowners age 65 or older or disabled. Other taxing units enter 0. If your taxing unit adopted the tax ceiling provision in 2021 or a prior year for homeowners age 65 or older or disabled, use this step. ¹⁶	\$ <u>0</u>
21.	2022 total taxable value. Add Lines 18E and 19C. Subtract Line 20. ¹⁷	\$ <u>1,273,516,457</u>
22.	Total 2022 taxable value of properties in territory annexed after Jan. 1, 2021. Include both real and personal property. Enter the 2022 value of property in territory annexed. ¹⁸	\$ <u>0</u>
23.	Total 2022 taxable value of new improvements and new personal property located in new improvements. New means the item was not on the appraisal roll in 2021. An improvement is a building, structure, fixture or fence erected on or affixed to land. New additions to existing improvements may be included if the appraised value can be determined. New personal property in a new improvement must have been brought into the taxing unit after Jan. 1, 2021 and be located in a new improvement. New improvements do include property on which a tax abatement agreement has expired for 2022. ¹⁹	\$ <u>26,729,810</u>
24.	Total adjustments to the 2022 taxable value. Add Lines 22 and 23.	\$ <u>26,729,810</u>
25.	Adjusted 2022 taxable value. Subtract Line 24 from Line 21.	\$ <u>1,246,786,647</u>
26.	2022 NNR tax rate. Divide Line 17 by Line 25 and multiply by \$100. ²⁰	\$ <u>0.394811</u> /\$100
27.	COUNTIES ONLY. Add together the NNR tax rates for each type of tax the county levies. The total is the 2022 county NNR tax rate. ²¹	\$ <u>0.561685</u> /\$100

SECTION 2: Voter-Approval Tax Rate

The voter-approval tax rate is the highest tax rate that a taxing unit may adopt without holding an election to seek voter approval of the rate. The voter-approval tax rate is split into two separate rates:

- Maintenance and Operations (M&O) Tax Rate:** The M&O portion is the tax rate that is needed to raise the same amount of taxes that the taxing unit levied in the prior year plus the applicable percentage allowed by law. This rate accounts for such things as salaries, utilities and day-to-day operations.
- Debt Rate:** The debt rate includes the debt service necessary to pay the taxing unit's debt payments in the coming year. This rate accounts for principal and interest on bonds and other debt secured by property tax revenue.

The voter-approval tax rate for a county is the sum of the voter-approval tax rates calculated for each type of tax the county levies. In most cases the voter-approval tax rate exceeds the no-new-revenue tax rate, but occasionally decreases in a taxing unit's debt service will cause the NNR tax rate to be higher than the voter-approval tax rate.

Line	Voter Approval Tax Rate Worksheet	Amount/Rate
28.	2021 M&O tax rate. Enter the 2021 M&O tax rate.	\$ <u>0.443195</u> /\$100
29.	2021 taxable value, adjusted for actual and potential court-ordered adjustments. Enter the amount in Line 8 of the <i>No-New-Revenue Tax Rate Worksheet</i> .	\$ <u>1,112,831,780</u>

¹³ Tex. Tax Code § 26.01(c) and (d)

¹⁴ Tex. Tax Code § 26.01(c)

¹⁵ Tex. Tax Code § 26.01(d)

¹⁶ Tex. Tax Code § 26.012(6)(B)

¹⁷ Tex. Tax Code § 26.012(6)

¹⁸ Tex. Tax Code § 26.012(17)

¹⁹ Tex. Tax Code § 26.012(17)

²⁰ Tex. Tax Code § 26.04(c)

²¹ Tex. Tax Code § 26.04(d)

30. Total 2021 M&O levy. Multiply Line 28 by Line 29 and divide by \$100	\$ <u>4,832,014</u>
31. Adjusted 2021 levy for calculating NNR M&O rate. A. M&O taxes refunded for years preceding tax year 2021. Enter the amount of M&O taxes refunded in the preceding year for taxes before that year. Types of refunds include court decisions, Tax Code Section 25.25(b) and (c) corrections and Tax Code Section 31.11 payment errors. Do not include refunds for tax year 2021. This line applies only to tax years preceding tax year 2021. + \$ <u>6,130</u> B. 2021 taxes in TIF. Enter the amount of taxes paid into the tax increment fund for a reinvestment zone as agreed by the taxing unit. If the taxing unit has no 2022 captured appraised value in Line 18D, enter 0. - \$ <u>0</u> C. 2021 transferred function. If discontinuing all of a department, function or activity and transferring it to another taxing unit by written contract, enter the amount spent by the taxing unit discontinuing the function in the 12 months preceding the month of this calculation. If the taxing unit did not operate this function for this 12-month period, use the amount spent in the last full fiscal year in which the taxing unit operated the function. The taxing unit discontinuing the function will subtract this amount in D below. The taxing unit receiving the function will add this amount in D below. Other taxing units enter 0. +/- \$ <u>0</u> D. 2021 M&O levy adjustments. Subtract B from A. For taxing unit with C, subtract if discontinuing function and add if receiving function. \$ <u>6,130</u> E. Add Line 30 to 31D.	\$ <u>4,938,144</u>
32. Adjusted 2022 taxable value. Enter the amount in Line 25 of the <i>No-New-Revenue Tax Rate Worksheet</i> .	\$ <u>1,246,786,647</u>
33. 2022 NNR M&O rate (unadjusted). Divide Line 31E by Line 32 and multiply by \$100.	\$ <u>0.398069</u> /\$100
34. Rate adjustment for state criminal justice mandate. ²³ A. 2022 state criminal justice mandate. Enter the amount spent by a county in the previous 12 months providing for the maintenance and operation cost of keeping inmates in county-paid facilities after they have been sentenced. Do not include any state reimbursement received by the county for the same purpose. \$ <u>73,183</u> B. 2021 state criminal justice mandate. Enter the amount spent by a county in the 12 months prior to the previous 12 months providing for the maintenance and operation cost of keeping inmates in county-paid facilities after they have been sentenced. Do not include any state reimbursement received by the county for the same purpose. Enter zero if this is the first time the mandate applies. - \$ <u>103,955</u> C. Subtract B from A and divide by Line 32 and multiply by \$100. \$ <u>-0.002469</u> /\$100 D. Enter the rate calculated in C. If not applicable, enter 0.	\$ <u>0.000000</u> /\$100
35. Rate adjustment for indigent health care expenditures. ²⁴ A. 2022 indigent health care expenditures. Enter the amount paid by a taxing unit providing for the maintenance and operation cost of providing indigent health care for the period beginning on July 1, 2021 and ending on June 30, 2022, less any state assistance received for the same purpose. \$ <u>0</u> B. 2021 indigent health care expenditures. Enter the amount paid by a taxing unit providing for the maintenance and operation cost of providing indigent health care for the period beginning on July 1, 2020 and ending on June 30, 2021, less any state assistance received for the same purpose. - \$ <u>0</u> C. Subtract B from A and divide by Line 32 and multiply by \$100. \$ <u>0</u> /\$100 D. Enter the rate calculated in C. If not applicable, enter 0.	\$ <u>0</u> /\$100

²² (Reserved for expansion)
²³ Tex. Tax Code § 26.044
²⁴ Tex. Tax Code § 26.0441

Line	Voter Approval Tax Rate Worksheet	Amount/Rate
<p>36. Rate adjustment for county indigent defense compensation. ²⁵</p> <p>A. 2022 indigent defense compensation expenditures. Enter the amount paid by a county to provide appointed counsel for indigent individuals and fund the operations of a public defender's office under Article 26.044, Code of Criminal Procedure for the period beginning on July 1, 2021 and ending on June 30, 2022, less any state grants received by the county for the same purpose</p> <p>B. 2021 indigent defense compensation expenditures. Enter the amount paid by a county to provide appointed counsel for indigent individuals and fund the operations of a public defender's office under Article 26.044, Code of Criminal Procedure for the period beginning on July 1, 2020 and ending on June 30, 2021, less any state grants received by the county for the same purpose.</p> <p>C. Subtract B from A and divide by Line 32 and multiply by \$100.</p> <p>D. Multiply B by 0.05 and divide by Line 32 and multiply by \$100.</p> <p>E. Enter the lesser of C and D. If not applicable, enter 0.</p>	<p>\$ 128,021</p> <p>\$ 54,464</p> <p>\$ 0.005899 /\$100</p> <p>\$ 0.000218 /\$100</p>	<p>\$ 0.000218 /\$100</p>
<p>37. Rate adjustment for county hospital expenditures. ²⁶</p> <p>A. 2022 eligible county hospital expenditures. Enter the amount paid by the county or municipality to maintain and operate an eligible county hospital for the period beginning on July 1, 2021 and ending on June 30, 2022.</p> <p>B. 2021 eligible county hospital expenditures. Enter the amount paid by the county or municipality to maintain and operate an eligible county hospital for the period beginning on July 1, 2020 and ending on June 30, 2021.</p> <p>C. Subtract B from A and divide by Line 32 and multiply by \$100.</p> <p>D. Multiply B by 0.08 and divide by Line 32 and multiply by \$100.</p> <p>E. Enter the lesser of C and D, if applicable. If not applicable, enter 0.</p>	<p>\$ 0</p> <p>\$ 0</p> <p>\$ 0 /\$100</p> <p>\$ 0 /\$100</p>	<p>\$ 0 /\$100</p>
<p>38. Rate adjustment for defunding municipality. This adjustment only applies to a municipality that is considered to be a defunding municipality for the current tax year under Chapter 109, Local Government Code. Chapter 109, Local Government Code only applies to municipalities with a population of more than 250,000 and includes a written determination by the Office of the Governor. See Tax Code 26.0444 for more information.</p> <p>A. Amount appropriated for public safety in 2021. Enter the amount of money appropriated for public safety in the budget adopted by the municipality for the preceding fiscal year</p> <p>B. Expenditures for public safety in 2021. Enter the amount of money spent by the municipality for public safety during the preceding fiscal year</p> <p>C. Subtract B from A and divide by Line 32 and multiply by \$100</p> <p>D. Enter the rate calculated in C. If not applicable, enter 0.</p>	<p>\$ 0</p> <p>\$ 0</p> <p>\$ 0 /\$100</p>	<p>\$ 0 /\$100</p>
<p>39. Adjusted 2022 NNR M&O rate. Add Lines 33, 34D, 35D, 36E, and 37E. Subtract Line 38D.</p>		<p>\$ 0.396287 /\$100</p>
<p>40. Adjustment for 2021 sales tax specifically to reduce property values. Cities, counties and hospital districts that collected and spent additional sales tax on M&O expenses in 2021 should complete this line. These entities will deduct the sales tax gain rate for 2022 in Section 3. Other taxing units, enter zero.</p> <p>A. Enter the amount of additional sales tax collected and spent on M&O expenses in 2021, if any. Counties must exclude any amount that was spent for economic development grants from the amount of sales tax spent</p> <p>B. Divide Line 40A by Line 32 and multiply by \$100</p> <p>C. Add Line 40B to Line 39.</p>	<p>\$ 711,115</p> <p>\$ 0.057035 /\$100</p>	<p>\$ 0.453322 /\$100</p>
<p>41. 2022 voter-approval M&O rate. Enter the rate as calculated by the appropriate scenario below.</p> <p>Special Taxing Unit. If the taxing unit qualifies as a special taxing unit, multiply Line 40C by 1.08.</p> <p>- or -</p> <p>Other Taxing Unit. If the taxing unit does not qualify as a special taxing unit, multiply Line 40C by 1.035.</p>		<p>\$ 0.469188 /\$100</p>

²⁵ Tex. Tax Code § 26.0442
²⁶ Tex. Tax Code § 26.0443

<p>D41.</p>	<p>Disaster Line 41 (D41): 2022 voter-approval M&O rate for taxing unit affected by disaster declaration. If the taxing unit is located in an area declared a disaster area and at least one person is granted an exemption under Tax Code Section 11.35 for property located in the taxing unit, the governing body may direct the person calculating the voter-approval tax rate to calculate in the manner provided for a special taxing unit. The taxing unit shall continue to calculate the voter-approval tax rate in this manner until the earlier of</p> <p>1) the first year in which total taxable value on the certified appraisal roll exceeds the total taxable value of the tax year in which the disaster occurred, or</p> <p>2) the third tax year after the tax year in which the disaster occurred</p> <p>If the taxing unit qualifies under this scenario, multiply Line 40C by 1.08.²⁷ If the taxing unit does not qualify, do not complete Disaster Line 41 (Line D41).</p>	<p>\$ _____ /\$100</p>
<p>42.</p>	<p>Total 2022 debt to be paid with property taxes and additional sales tax revenue. Debt means the interest and principal that will be paid on debts that:</p> <p>(1) are paid by property taxes,</p> <p>(2) are secured by property taxes,</p> <p>(3) are scheduled for payment over a period longer than one year, and</p> <p>(4) are not classified in the taxing unit's budget as M&O expenses.</p> <p>A. Debt also includes contractual payments to other taxing units that have incurred debts on behalf of this taxing unit, if those debts meet the four conditions above. Include only amounts that will be paid from property tax revenue. Do not include appraisal district budget payments. If the governing body of a taxing unit authorized or agreed to authorize a bond, warrant, certificate of obligation, or other evidence of indebtedness on or after Sept. 1, 2021, verify if it meets the amended definition of debt before including it here.²⁸</p> <p>Enter debt amount \$ _____ 0</p> <p>B. Subtract unencumbered fund amount used to reduce total debt. - \$ _____ 0</p> <p>C. Subtract certified amount spent from sales tax to reduce debt (enter zero if none) - \$ _____ 0</p> <p>D. Subtract amount paid from other resources - \$ _____ 0</p> <p>E. Adjusted debt. Subtract B, C and D from A.</p>	<p>\$ _____ 0</p>
<p>43.</p>	<p>Certified 2021 excess debt collections. Enter the amount certified by the collector.²⁹</p>	<p>\$ _____ 0</p>
<p>44.</p>	<p>Adjusted 2022 debt. Subtract Line 43 from Line 42E.</p>	<p>\$ _____ 0</p>
<p>45.</p>	<p>2022 anticipated collection rate.</p> <p>A. Enter the 2022 anticipated collection rate certified by the collector.³⁰ _____ 100.00%</p> <p>B. Enter the 2021 actual collection rate. _____ 100.00%</p> <p>C. Enter the 2020 actual collection rate. _____ 101.00%</p> <p>D. Enter the 2019 actual collection rate. _____ 100.00%</p> <p>E. If the anticipated collection rate in A is lower than actual collection rates in B, C and D, enter the lowest collection rate from B, C and D. If the anticipated rate in A is higher than at least one of the rates in the prior three years, enter the rate from A. Note that the rate can be greater than 100%.³¹</p>	<p>_____ 100.00%</p>
<p>46.</p>	<p>2022 debt adjusted for collections. Divide Line 44 by Line 45E.</p>	<p>\$ _____ 0</p>
<p>47.</p>	<p>2022 total taxable value. Enter the amount on Line 21 of the <i>No-New-Revenue Tax Rate Worksheet</i>.</p>	<p>\$ 1,273,516,457</p>
<p>48.</p>	<p>2022 debt rate. Divide Line 46 by Line 47 and multiply by \$100.</p>	<p>\$ _____ 0 /\$100</p>
<p>49.</p>	<p>2022 voter-approval tax rate. Add Lines 41 and 48.</p>	<p>\$ 0.469188 /\$100</p>
<p>D49.</p>	<p>Disaster Line 49 (D49): 2022 voter-approval tax rate for taxing unit affected by disaster declaration. Complete this line if the taxing unit calculated the voter-approval tax rate in the manner provided for a special taxing unit on Line D41. Add Line D41 and 48.</p>	<p>\$ _____ /\$100</p>

²⁷ Tex. Tax Code § 26.042(a)
²⁸ Tex. Tax Code § 26.012(7)
²⁹ Tex. Tax Code § 26.012(10) and 26.04(b)
³⁰ Tex. Tax Code § 26.04(b)
³¹ Tex. Tax Code §§ 26.04(h), (h-1) and (h-2)

Line	Voter-Approval Tax Rate Worksheet	Amount/Rate
50.	COUNTIES ONLY. Add together the voter-approval tax rates for each type of tax the county levies. The total is the 2022 county voter-approval tax rate.	\$ <u>0.642129</u> /\$100

SECTION 3: NNR Tax Rate and Voter-Approval Tax Rate Adjustments for Additional Sales Tax to Reduce Property Taxes

Cities, counties and hospital districts may levy a sales tax specifically to reduce property taxes. Local voters by election must approve imposing or abolishing the additional sales tax. If approved, the taxing unit must reduce its NNR and voter-approval tax rates to offset the expected sales tax revenue.

This section should only be completed by a county, city or hospital district that is required to adjust its NNR tax rate and/or voter-approval tax rate because it adopted the additional sales tax.

Line	Additional Sales and Use Tax Worksheet	Amount/Rate
51.	Taxable Sales. For taxing units that adopted the sales tax in November 2021 or May 2022, enter the Comptroller's estimate of taxable sales for the previous four quarters. ³² Estimates of taxable sales may be obtained through the Comptroller's Allocation Historical Summary webpage. Taxing units that adopted the sales tax before November 2021, enter 0.	\$ <u>0</u>
52.	Estimated sales tax revenue. Counties exclude any amount that is or will be spent for economic development grants from the amount of estimated sales tax revenue. ³³ Taxing units that adopted the sales tax in November 2021 or in May 2022. Multiply the amount on Line 51 by the sales tax rate (.01, .005 or .0025, as applicable) and multiply the result by .95. ³⁴ - or - Taxing units that adopted the sales tax before November 2021. Enter the sales tax revenue for the previous four quarters. Do not multiply by .95.	\$ <u>711,115</u>
53.	2022 total taxable value. Enter the amount from Line 21 of the <i>No-New-Revenue Tax Rate Worksheet</i> .	\$ <u>1,273,516,457</u>
54.	Sales tax adjustment rate. Divide Line 52 by Line 53 and multiply by \$100.	\$ <u>0.055839</u> /\$100
55.	2022 NNR tax rate, unadjusted for sales tax. ³⁵ Enter the rate from Line 26 or 27, as applicable, on the <i>No-New-Revenue Tax Rate Worksheet</i> .	\$ <u>0.561685</u> /\$100
56.	2022 NNR tax rate, adjusted for sales tax. Taxing units that adopted the sales tax in November 2021 or in May 2022. Subtract Line 54 from Line 55. Sktp to Line 57 if you adopted the additional sales tax before November 2021.	\$ <u>0.561685</u> /\$100
57.	2022 voter-approval tax rate, unadjusted for sales tax. ³⁶ Enter the rate from Line 49, Line D49 (disaster) or Line 50 (counties) as applicable, of the <i>Voter-Approval Tax Rate Worksheet</i> .	\$ <u>0.642129</u> /\$100
58.	2022 voter-approval tax rate, adjusted for sales tax. Subtract Line 54 from Line 57.	\$ <u>0.586290</u> /\$100

SECTION 4: Voter-Approval Tax Rate Adjustment for Pollution Control

A taxing unit may raise its rate for M&O funds used to pay for a facility, device or method for the control of air, water or land pollution. This includes any land, structure, building, installation, excavation, machinery, equipment or device that is used, constructed, acquired or installed wholly or partly to meet or exceed pollution control requirements. The taxing unit's expenses are those necessary to meet the requirements of a permit issued by the Texas Commission on Environmental Quality (TCEQ). The taxing unit must provide the tax assessor with a copy of the TCEQ letter of determination that states the portion of the cost of the installation for pollution control.

This section should only be completed by a taxing unit that uses M&O funds to pay for a facility, device or method for the control of air, water or land pollution.

Line	Voter-Approval Rate Adjustment for Pollution Control Requirements Worksheet	Amount/Rate
59.	Certified expenses from the Texas Commission on Environmental Quality (TCEQ). Enter the amount certified in the determination letter from TCEQ. ³⁷ The taxing unit shall provide its tax assessor-collector with a copy of the letter. ³⁸	\$ <u>0</u>
60.	2022 total taxable value. Enter the amount from Line 21 of the <i>No-New-Revenue Tax Rate Worksheet</i> .	\$ <u>1,273,516,457</u>
61.	Additional rate for pollution control. Divide Line 59 by Line 60 and multiply by \$100.	\$ <u>0</u> /\$100
62.	2022 voter-approval tax rate, adjusted for pollution control. Add Line 61 to one of the following lines (as applicable): Line 49, Line D49 (disaster), Line 50 (counties) or Line 58 (taxing units with the additional sales tax).	\$ <u>0.586290</u> /\$100

³² Tex. Tax Code § 26.041(d)
³³ Tex. Tax Code § 26.041(f)
³⁴ Tex. Tax Code § 26.041(d)
³⁵ Tex. Tax Code § 26.04(c)
³⁶ Tex. Tax Code § 26.04(c)
³⁷ Tex. Tax Code § 26.045(d)
³⁸ Tex. Tax Code § 26.045(f)

SECTION 5: Voter-Approval Tax Rate Adjustment for Unused Increment Rate

The unused increment rate is the rate equal to the difference between the adopted tax rate and voter-approval tax rate before the unused increment rate for the prior three years.³⁹ In a year where a taxing unit adopts a rate by applying any portion of the unused increment rate, the unused increment rate for that year would be zero.

The difference between the adopted tax rate and voter-approval tax rate is considered zero in the following scenarios:

- a tax year before 2020;⁴⁰
- a tax year in which the municipality is a defunding municipality, as defined by Tax Code Section 26.0501(a);⁴¹ or
- after Jan. 1, 2022, a tax year in which the comptroller determines that the county implemented a budget reduction or reallocation described by Local Government Code Section 120.002(a) without the required voter approval.⁴²

This section should only be completed by a taxing unit that does not meet the definition of a special taxing unit.⁴³

Line	Unused Increment Rate Worksheet	Amount/Rate
63.	2021 unused increment rate. Subtract the 2021 actual tax rate and the 2021 unused increment rate from the 2021 voter-approval tax rate. If the number is less than zero, enter zero.	\$ <u>0.000415</u> /\$100
64.	2020 unused increment rate. Subtract the 2020 actual tax rate and the 2020 unused increment rate from the 2020 voter-approval tax rate. If the number is less than zero, enter zero.	\$ <u>0.000000</u> /\$100
65.	2019 unused increment rate. Subtract the 2019 actual tax rate and the 2019 unused increment rate from the 2019 voter-approval tax rate. If the number is less than zero, enter zero. If the year is prior to 2020, enter zero.	\$ <u>0</u> /\$100
66.	2022 unused increment rate. Add Lines 63, 64 and 65.	\$ <u>0.000415</u> /\$100
67.	2022 voter-approval tax rate, adjusted for unused increment rate. Add Line 66 to one of the following lines (as applicable): Line 49, Line D49 (disaster), Line 50 (counties), Line 58 (taxing units with the additional sales tax) or Line 62 (taxing units with pollution control).	\$ <u>0.586705</u> /\$100

SECTION 6: De Minimis Rate

The de minimis rate is the rate equal to the sum of the no-new-revenue maintenance and operations rate, the rate that will raise \$500,000, and the current debt rate for a taxing unit.⁴⁴

This section should only be completed by a taxing unit that is a municipality of less than 30,000 or a taxing unit that does not meet the definition of a special taxing unit.⁴⁵

Line	De Minimis Rate Worksheet	Amount/Rate
68.	Adjusted 2022 NNR M&O tax rate. Enter the rate from Line 39 of the <i>Voter-Approval Tax Rate Worksheet</i>	\$ <u>0.563380</u> /\$100
69.	2022 total taxable value. Enter the amount on Line 21 of the <i>No-New-Revenue Tax Rate Worksheet</i> .	\$ <u>1,273,516,457</u>
70.	Rate necessary to impose \$500,000 in taxes. Divide \$500,000 by Line 69 and multiply by \$100.	\$ <u>0.039261</u> /\$100
71.	2022 debt rate. Enter the rate from Line 48 of the <i>Voter-Approval Tax Rate Worksheet</i> .	\$ <u>0</u> /\$100
72.	De minimis rate. Add Lines 68, 70 and 71.	\$ <u>0.602641</u> /\$100

SECTION 7: Voter-Approval Tax Rate Adjustment for Emergency Revenue Rate

In the tax year after the end of the disaster calculation time period detailed in Tax Code Section 26.042(a), a taxing unit that calculated its voter-approval tax rate in the manner provided for a special taxing unit due to a disaster must calculate its emergency revenue rate and reduce its voter-approval tax rate for that year.⁴⁶

Similarly, if a taxing unit adopted a tax rate that exceeded its voter-approval tax rate, calculated normally, without holding an election to respond to a disaster, as allowed by Tax Code Section 26.042(d), in the prior year, it must also reduce its voter-approval tax rate for the current tax year.⁴⁷

This section will apply to a taxing unit other than a special taxing unit that:

- directed the designated officer or employee to calculate the voter-approval tax rate of the taxing unit in the manner provided for a special taxing unit in the prior year; and
- the current year is the first tax year in which the total taxable value of property taxable by the taxing unit as shown on the appraisal roll for the taxing unit submitted by the assessor for the taxing unit to the governing body exceeds the total taxable value of property taxable by the taxing unit on January 1 of the tax year in which the disaster occurred or the disaster occurred four years ago.

³⁹ Tex. Tax Code § 26.013(a)

⁴⁰ Tex. Tax Code § 26.013(c)

⁴¹ Tex. Tax Code §§ 26.0501(a) and (c)

⁴² Tex. Local Gov't Code § 120.007(d), effective Jan. 1, 2022

⁴³ Tex. Tax Code § 26.063(a)(1)

⁴⁴ Tex. Tax Code § 26.012(8-a)

⁴⁵ Tex. Tax Code § 26.063(a)(1)

⁴⁶ Tex. Tax Code § 26.042(b)

⁴⁷ Tex. Tax Code § 26.042(f)

This section will apply to a taxing unit in a disaster area that adopted a tax rate greater than its voter-approval tax rate without holding an election in the prior year.

Note: This section does not apply if a taxing unit is continuing to calculate its voter-approval tax rate in the manner provided for a special taxing unit because it is still within the disaster calculation time period detailed in Tax Code Section 26.042(a) because it has not met the conditions in Tax Code Section 26.042(a)(1) or (2).

Line	Emergency Revenue Rate Worksheet	Amount Rate
73.	2021 adopted tax rate. Enter the rate in Line 4 of the <i>No-New-Revenue Tax Rate Worksheet</i> .	\$ <u>0.625729</u> / \$100
74.	Adjusted 2021 voter-approval tax rate. Use the taxing unit's Tax Rate Calculation Worksheets from the prior year(s) to complete this line. If a disaster occurred in 2021 and the taxing unit calculated its 2021 voter-approval tax rate using a multiplier of 1.08 on Disaster Line 41 (D41) of the 2021 worksheet due to a disaster, enter the 2021 voter-approval tax rate as calculated using a multiplier of 1.035 from Line 49. - or - If a disaster occurred prior to 2021 for which the taxing unit continued to calculate its voter-approval tax rate using a multiplier of 1.08 on Disaster Line 41 (D41) in 2021, complete the separate <i>Adjusted Voter-Approval Tax Rate for Taxing Units in Disaster Area Calculation Worksheet</i> to recalculate the voter-approval tax rate the taxing unit would have calculated in 2021 if it had generated revenue based on an adopted tax rate using a multiplier of 1.035 in the year(s) following the disaster. ⁴⁸ Enter the final adjusted 2021 voter-approval tax rate from the worksheet. - or - If the taxing unit adopted a tax rate above the 2021 voter-approval tax rate without calculating a disaster tax rate or holding an election due to a disaster, no recalculation is necessary. Enter the voter-approval tax rate from the prior year's worksheet.	\$ <u>0</u> / \$100
75.	Increase in 2021 tax rate due to disaster. Subtract Line 74 from Line 73.	\$ <u>0.625729</u> / \$100
76.	Adjusted 2021 taxable value. Enter the amount in Line 14 of the <i>No-New-Revenue Tax Rate Worksheet</i> .	\$ <u>1,109,292,832</u>
77.	Emergency revenue. Multiply Line 75 by Line 76 and divide by \$100.	\$ <u>6,941,166</u>
78.	Adjusted 2022 taxable value. Enter the amount in Line 25 of the <i>No-New-Revenue Tax Rate Worksheet</i> .	\$ <u>1,246,786,647</u>
79.	Emergency revenue rate. Divide Line 77 by Line 78 and multiply by \$100. ⁴⁹	\$ <u>0</u> / \$100
80.	2022 voter-approval tax rate, adjusted for emergency revenue. Subtract Line 79 from one of the following lines (as applicable): Line 49, Line D49 (disaster), Line 50 (counties), Line 58 (taxing units with the additional sales tax), Line 62 (taxing units with pollution control) or Line 67 (taxing units with the unused increment rate).	\$ <u>0.586705</u> / \$100

SECTION 8: Total Tax Rate

Indicate the applicable total tax rates as calculated above.

No-new-revenue tax rate.	\$ <u>0.561685</u> / \$100
As applicable, enter the 2022 NNR tax rate from: Line 26, Line 27 (counties), or Line 56 (adjusted for sales tax). Indicate the line number used: <u>27</u>	
Voter-approval tax rate.	\$ <u>0.586705</u> / \$100
As applicable, enter the 2022 voter-approval tax rate from: Line 49, Line D49 (disaster), Line 50 (counties), Line 58 (adjusted for sales tax), Line 62 (adjusted for pollution control), Line 67 (adjusted for unused increment), or Line 80 (adjusted for emergency revenue). Indicate the line number used: <u>67</u>	
De minimis rate.	\$ <u>0.602641</u> / \$100
If applicable, enter the 2022 de minimis rate from Line 72.	

SECTION 9: Taxing Unit Representative Name and Signature

Enter the name of the person preparing the tax rate as authorized by the governing body of the taxing unit. By signing below, you certify that you are the designated officer or employee of the taxing unit and have accurately calculated the tax rates using values that are the same as the values shown in the taxing unit's certified appraisal roll or certified estimate of taxable value, in accordance with requirements in Tax Code. ⁵⁰

print here

Comanche County Tax Assessor-Collector

Printed Name of Taxing Unit Representative

sign here

Grace Evershart

Taxing Unit Representative

8-10-2020

Date

⁴⁸ Tex. Tax Code §26.042(c)
⁴⁹ Tex. Tax Code §26.042(b)
⁵⁰ Tex. Tax Code §§ 26.04(c-2) and (d-2)

EMERGENCY AMENDMENT

Date: 8/28/2023

Honorable Commissioners Court of Comanche County:

I submit to you for your consideration the following:

To Establish Line Items and Provide Funding for recently aquired Courthouse Annexes

From:

Department: ARPA

Account #	Account Title	Amount
5-088-0000-0314	General Governmental Services	\$ 280,000.00
	TOTAL	<u>\$ 280,000.00</u>

Department: ARPA

Account #	Account Title	Amount
5-088-0000-0452	Repairs & Maintence 215	\$ 20,000.00
5-088-0000-0453	Repairs & Maintence 217	20,000.00
5-088-0000-0454	Repairs & Maintence 204	20,000.00
5-088-0000-0455	Repairs & Maintence 101	20,000.00
5-088-0000-0460	Modifications 215	50,000.00
5-088-0000-0461	Modifications 217	50,000.00
5-088-0000-0462	Modifications 204	50,000.00
5-088-0000-0463	Modifications 101	50,000.00
	TOTAL	<u>\$ 280,000.00</u>

S. Davis

Authorized Signature

Approved Commissioners Court

Gu

Gary Underwood
Precinct #1

SS

Sherman Sides
Precinct #3

Ruby Lesley
Attest County Clerk

RG

Russell Gillette
Precinct #2

CS

Chance Singleton
Precinct #4

S. Davis

Stephanie L Davis
County Judge

FILED
AT _____ O'CLOCK
AUG 28 2023

Ruby Lesley
Clerk, County Court Comanche Co., Texas

EMERGENCY AMENDMENT

Date: 8/28/2023

Honorable Commissioners Court of Comanche County:

I submit to you for your consideration the following:

To Establish Line Items and Provide Funding
for recently aquired Courthouse Annexes

From:

Department: ARPA


Account #	Account Title	Amount
5-088-0000-0572	Capital Outlay	\$ 40,000.00
	TOTAL	<u>\$ 40,000.00</u>


Department: ARPA


Account #	Account Title	Amount
5-088-0000-0315	Relocation Expenses 215	\$ 10,000.00
5-088-0000-0316	Relocation Expenses 217	10,000.00
5-088-0000-0317	Relocation Expenses 204	10,000.00
5-088-0000-0318	Relocation Expenses 101	10,000.00
	TOTAL	<u>\$ 40,000.00</u>



Authorized Signature

Approved Commissioners Court



Gary Underwood
Precinct #1


Russell Gillette
Precinct #2


Sherman Sides
Precinct #3


Chance Singleton
Precinct #4

Ruby Lesley
Attest County Clerk


Stephanie L. Davis
County Judge

FILED
AT _____ O'CLOCK

AUG 28 2023


Clerk, County Court Comanche Co., Texas

EMERGENCY AMENDMENT

Date: 3/27/2023

Honorable Commissioners Court of Comanche County:

I submit to you for your consideration the following:

To add line items for payment of temporary position for the Records Preservation Fund # 15 and provide funding

From:

Department: RECORDS PRESERVATION FUND # 15

Account #	Account Title	Amount
5-015-0000-0435	RECORDS PRESERVATION	\$ 4,976.00
TOTAL		<u>\$ 4,976.00</u>

Department: RECORDS PRESERVATION FUND # 15

Account #	Account Title	Amount
5-015-0000-0105	TEMPORARY EMPLOYEE	\$ 4,160.00
5-015-0000-0201	SOCIAL SECURITY	319.00
5-015-0000-0203	RETIREMENT	491.00
5-015-0000-0204	WORKERS COMPENSATION	6.00
TOTAL		<u>\$ 4,976.00</u>

Brandy Jones
Authorized Signature

Approved Commissioners Court

AU
Gary Underwood
Precinct #1

Not Sides
Sherman Sides
Precinct #3

Ruby Lesley
Ruby Lesley
Attest County Clerk

FILED
AT _____ O'CLOCK _____ M
MAR 27 2023

[Signature]
Clerk, County Court Comanche Co., Texas

[Signature]
Russell Gillette
Precinct #2

Chance Singleton
Chance Singleton
Precinct #4

Stephanie L. Davis
Stephanie L Davis
County Judge

EMERGENCY AMENDMENT

Date: 5/8/2023

Honorable Commissioners Court of Comanche County:

I submit to you for your consideration the following:

To establish line items needed for property acquisitions necessary due to planned Courthouse renovation and provide funding for remainder of disbursements


From:

Department: AMERICAN RESCUE PLAN ACT


Account #	Account Title	Amount
3-088-0000-0302	BUDGETED FUND BALANCE	\$ 1,901,087.00
	TOTAL	<u>\$ 1,901,087.00</u>


Department: AMERICAN RESCUE PLAN ACT


Account #	Account Title	Amount
5-088-0000-0572	CAPITAL OUTLAY	\$ 1,400,000.00
5-088-0000-0452	REPAIRS & MAINTENANCE	200,000.00
5-088-0000-0305	NEGATIVE ECONOMIC IMPACTS	10,000.00
5-088-0000-0314	GENERAL GOVERNMENTAL SERVICES	281,087.00
5-088-0000-0600	OTHER	10,000.00
	TOTAL	<u>\$ 1,901,087.00</u>


Authorized Signature


Approved Commissioners Court

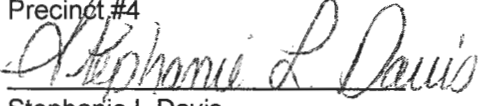

Gary Underwood
Precinct #1


Russell Gillette
Precinct #2


Sherman Sides
Precinct #3


Chance Singleton
Precinct #4


Ruby Lesley
Attest County Clerk


Stephanie L Davis
County Judge

EMERGENCY AMENDMENT

Date: 8/21/2023

Honorable Commissioners Court of Comanche County:

I submit to you for your consideration the following:

To make payment for items that were bid by the Central Dispatch Board

From:

Department: CENTRAL DISPATCH


Account #	Account Title	Amount
3-009-0000-0302	BUDGETED FUND BALANCE	\$ 75,000.00

TOTAL	<u><u>\$ 75,000.00</u></u>
-------	----------------------------

Department: CENTRAL DISPATCH


Account #	Account Title	Amount
5-009-0000-0572	CAPITAL OUTLAY	\$ 75,000.00

TOTAL	<u><u>\$ 75,000.00</u></u>
-------	----------------------------



Authorized Signature


Approved Commissioners Court




Gary Underwood
Precinct #1




Russell Gillette
Precinct #2




Sherman Sides
Precinct #3



Chance Singleton
Precinct #4



Ruby Lesley
Attest County Clerk



Stephanie L. Davis
County Judge

FILED
AT O'CLOCK

AUG 21 2023


Clerk, County Court Comanche Co., Texas