

Canvass Results
 Official Ballot 6-18
 Run Time 32:16 PM
 Run Date 11/28/2018

Milam County, Texas
 General Election
 11/6/2018
 Page 1 of 34

BK0088P60376

Unofficial Results
 Registered Voters 8054 of 14991 (53.73%)
 Polling Places Reporting 15 of 18 (100.0%)

Straight Party

| Precinct | Republican Party , REP | Democratic Party , DEM | Libertarian Party , LIB | Cast Votes | Undervotes | Overvotes | Early Voting Ballots Cast | Election Day Voting Ballots Cast | Total Ballots Cast | Registered Voters | Turnout Percentage |
|---------------|------------------------|------------------------|-------------------------|-------------|-------------|-----------|---------------------------|----------------------------------|--------------------|-------------------|--------------------|
| 101 | 666 | 187 | 5 | 858 | 472 | 0 | 987 | 343 | 1330 | 2371 | 56.09 % |
| 105 | 338 | 62 | 4 | 404 | 209 | 0 | 369 | 244 | 613 | 1119 | 54.78 % |
| 203 | 132 | 27 | 0 | 159 | 81 | 0 | 177 | 63 | 240 | 378 | 63.49 % |
| 207 | 128 | 74 | 0 | 202 | 70 | 0 | 195 | 77 | 272 | 601 | 45.26 % |
| 210 | 191 | 47 | 1 | 239 | 99 | 0 | 245 | 93 | 338 | 531 | 63.65 % |
| 212 | 405 | 214 | 6 | 625 | 282 | 0 | 603 | 304 | 907 | 1966 | 46.13 % |
| 316 | 243 | 55 | 1 | 299 | 100 | 0 | 170 | 229 | 399 | 638 | 62.54 % |
| 317 | 399 | 49 | 1 | 449 | 199 | 0 | 369 | 279 | 648 | 1078 | 60.11 % |
| 318 | 603 | 217 | 4 | 824 | 432 | 0 | 895 | 361 | 1256 | 2321 | 54.11 % |
| 419 | 416 | 191 | 6 | 613 | 287 | 0 | 607 | 293 | 900 | 1942 | 46.34 % |
| 420 | 509 | 171 | 4 | 684 | 467 | 0 | 796 | 355 | 1151 | 2046 | 56.26 % |
| Totals | 4030 | 1294 | 32 | 5356 | 2698 | 0 | 5413 | 2641 | 8054 | 14991 | 53.73% |

Approved this 20th day of November 2018

X Richard "Opey" Watkins
 Commissioner PCT#1 Richard "Opey" Watkins

X Donald Shuffield
 Commissioner PCT#2 Donald Shuffield

X Dave Barkemeyer
 County Judge Dave Barkemeyer

X John Fisher
 Commissioner PCT #3 John Fisher

X Jeff Minner
 Commissioner PCT#4 Jeff Minner


JODI MORGAN
 County Clerk



GovMass Results
 Official Ballot 11-6-18
 Run Time 12:16 PM
 Sun Date 11/05/2018

Milam County, Texas
 General Election
 11/6/2018
 Page 2 of 84 0088PG0377

Unofficial Results
 Registered Voters 8054
 Polling Places Reporting 1961
 100.00%

United States Senator

| Precinct | Ted Cruz , REP | Beto O'Rourke , DEM | Neal M. Dikeman , LIB | Cast Votes | Undervotes | Overvotes | Early Voting Ballots Cast | Election Day Voting Ballots Cast | Total Ballots Cast | Registered Voters | Turnout Percentage |
|---------------|----------------|---------------------|-----------------------|-------------|------------|-----------|---------------------------|----------------------------------|--------------------|-------------------|--------------------|
| 101 | 1016 | 284 | 16 | 1316 | 14 | 0 | 987 | 343 | 1330 | 2371 | 56.09 % |
| 105 | 494 | 108 | 8 | 610 | 3 | 0 | 369 | 244 | 613 | 1119 | 54.78 % |
| 203 | 196 | 39 | 2 | 237 | 3 | 0 | 177 | 63 | 240 | 378 | 63.49 % |
| 207 | 173 | 98 | 1 | 272 | 0 | 0 | 195 | 77 | 272 | 601 | 45.26 % |
| 210 | 265 | 68 | 4 | 337 | 1 | 0 | 245 | 93 | 338 | 531 | 63.65 % |
| 212 | 591 | 296 | 6 | 893 | 14 | 0 | 603 | 304 | 907 | 1966 | 46.13 % |
| 316 | 317 | 78 | 1 | 396 | 3 | 0 | 170 | 229 | 399 | 638 | 62.54 % |
| 317 | 546 | 98 | 0 | 644 | 4 | 0 | 369 | 279 | 648 | 1078 | 60.11 % |
| 318 | 862 | 375 | 10 | 1247 | 9 | 0 | 895 | 361 | 1256 | 2321 | 54.11 % |
| 419 | 607 | 280 | 8 | 895 | 5 | 0 | 607 | 293 | 900 | 1942 | 46.34 % |
| 420 | 855 | 273 | 12 | 1140 | 11 | 0 | 796 | 355 | 1151 | 2046 | 56.26 % |
| Totals | 5922 | 1997 | 68 | 7987 | 67 | 0 | 5413 | 2641 | 8054 | 14991 | 53.73 % |

Canvass Results
 Official Results
 11/6/2018
 12:46 PM
 Run Date: 11/15/2018

William County, Texas
 General Election
 11/6/2018
 Page 4 of 34

BK0088PG0379

Unofficial results
 Registered Voters
 8054 of 14991 = 53.73 %
 Polling Places Reporting
 19 of 18 = 100.00 %

Governor

| Precinct | Greg Abbott , REP | Lupe Valdez , DEM | Mark Jay Tippetts , LIB | Cast Votes | Undervotes | Overvotes | Early Voting Ballots Cast | Election Day Voting Ballots Cast | Total Ballots Cast | Registered Voters | Turnout Percentage |
|---------------|-------------------|-------------------|-------------------------|-------------|------------|-----------|---------------------------|----------------------------------|--------------------|-------------------|--------------------|
| 101 | 1060 | 233 | 19 | 1312 | 18 | 0 | 987 | 343 | 1330 | 2371 | 56.09 % |
| 105 | 505 | 95 | 10 | 610 | 3 | 0 | 369 | 244 | 613 | 1119 | 54.78 % |
| 203 | 194 | 38 | 6 | 238 | 2 | 0 | 177 | 63 | 240 | 378 | 63.49 % |
| 207 | 174 | 92 | 4 | 270 | 2 | 0 | 195 | 77 | 272 | 601 | 45.26 % |
| 210 | 269 | 62 | 5 | 336 | 2 | 0 | 245 | 93 | 338 | 531 | 63.65 % |
| 212 | 615 | 270 | 11 | 896 | 11 | 0 | 603 | 304 | 907 | 1966 | 46.13 % |
| 316 | 317 | 76 | 4 | 397 | 2 | 0 | 170 | 229 | 399 | 638 | 62.54 % |
| 317 | 545 | 95 | 5 | 645 | 3 | 0 | 369 | 279 | 648 | 1078 | 60.11 % |
| 318 | 901 | 331 | 18 | 1250 | 6 | 0 | 895 | 361 | 1256 | 2321 | 54.11 % |
| 419 | 613 | 269 | 14 | 896 | 4 | 0 | 607 | 293 | 900 | 1942 | 46.34 % |
| 420 | 887 | 234 | 19 | 1140 | 11 | 0 | 796 | 355 | 1151 | 2046 | 56.26 % |
| Totals | 6080 | 1795 | 115 | 7990 | 64 | 0 | 5413 | 2641 | 8054 | 14991 | 53.73 % |

Ballot Results
 Officially 11/6/18
 Run Time 1:21:07
 Run Date 11/8/2018

Miam County, Texas
 General Election
 11/6/2018
 Page 5 of 34

BK0088PG0380

Unofficial results
 Registered Voters 8054 of 14991 = 53.73%
 Polling Place Reporting 14991 = 100.00%

Lieutenant Governor

| Precinct | Dan Patrick , REP | Mike Collier , DEM | Kerry Douglas McKennon , LIB | Cast Votes | Undervotes | Overvotes | Early Voting Ballots Cast | Election Day Voting Ballots Cast | Total Ballots Cast | Registered Voters | Turnout Percentage |
|---------------|-------------------|--------------------|------------------------------|-------------|------------|-----------|---------------------------|----------------------------------|--------------------|-------------------|--------------------|
| 101 | 967 | 300 | 34 | 1301 | 29 | 0 | 987 | 343 | 1330 | 2371 | 56.09 % |
| 105 | 464 | 131 | 14 | 609 | 4 | 0 | 369 | 244 | 613 | 1119 | 54.78 % |
| 203 | 183 | 49 | 6 | 238 | 2 | 0 | 177 | 63 | 240 | 378 | 63.49 % |
| 207 | 166 | 98 | 5 | 269 | 3 | 0 | 195 | 77 | 272 | 601 | 45.26 % |
| 210 | 254 | 70 | 9 | 333 | 5 | 0 | 245 | 93 | 338 | 531 | 63.65 % |
| 212 | 571 | 294 | 23 | 888 | 19 | 0 | 603 | 304 | 907 | 1966 | 46.13 % |
| 316 | 309 | 85 | 5 | 399 | 0 | 0 | 170 | 229 | 399 | 638 | 62.54 % |
| 317 | 524 | 109 | 10 | 643 | 5 | 0 | 369 | 279 | 648 | 1078 | 60.11 % |
| 318 | 820 | 400 | 26 | 1246 | 10 | 0 | 895 | 361 | 1256 | 2321 | 54.11 % |
| 419 | 565 | 305 | 21 | 891 | 9 | 0 | 607 | 293 | 900 | 1942 | 46.34 % |
| 420 | 815 | 302 | 19 | 1136 | 15 | 0 | 796 | 355 | 1151 | 2046 | 56.26 % |
| Totals | 5638 | 2143 | 172 | 7953 | 101 | 0 | 5413 | 2641 | 8054 | 14991 | 53.73 % |

Canvass Results
 Officially 11/6/18
 Reporting 12:16 PM
 Run Date 11/18/2018

Milam County, Texas
 General Election
 11/6/2018
 Page 6 of 34
 BK0088PG0381

Unofficial Results
 Registered Voters 8054 of 114991 = 59.93%
 Polling Places Reporting 136 of 140 = 100.00%

Attorney General

| Precinct | Ken Paxton , REP | Justin Nelson , DEM | Michael Ray Harris , LIB | Cast Votes | Undervotes | Overvotes | Early Voting Ballots Cast | Election Day Voting Ballots Cast | Total Ballots Cast | Registered Voters | Turnout Percentage |
|---------------|------------------|---------------------|--------------------------|-------------|------------|-----------|---------------------------|----------------------------------|--------------------|-------------------|--------------------|
| 101 | 979 | 286 | 35 | 1300 | 30 | 0 | 987 | 343 | 1330 | 2371 | 56.09 % |
| 105 | 468 | 124 | 17 | 609 | 4 | 0 | 369 | 244 | 613 | 1119 | 54.78 % |
| 203 | 192 | 44 | 0 | 236 | 4 | 0 | 177 | 63 | 240 | 378 | 63.49 % |
| 207 | 169 | 98 | 2 | 269 | 3 | 0 | 195 | 77 | 272 | 601 | 45.26 % |
| 210 | 264 | 64 | 5 | 333 | 5 | 0 | 245 | 93 | 338 | 531 | 63.65 % |
| 212 | 568 | 290 | 17 | 875 | 32 | 0 | 603 | 304 | 907 | 1966 | 46.13 % |
| 316 | 312 | 83 | 3 | 398 | 1 | 0 | 170 | 229 | 399 | 638 | 62.54 % |
| 317 | 531 | 105 | 7 | 643 | 5 | 0 | 369 | 279 | 648 | 1078 | 60.11 % |
| 318 | 829 | 390 | 22 | 1241 | 15 | 0 | 895 | 361 | 1256 | 2321 | 54.11 % |
| 419 | 572 | 297 | 22 | 891 | 9 | 0 | 607 | 293 | 900 | 1942 | 46.34 % |
| 420 | 802 | 301 | 31 | 1134 | 17 | 0 | 796 | 355 | 1151 | 2046 | 56.26 % |
| Totals | 5686 | 2082 | 161 | 7929 | 125 | 0 | 5413 | 2641 | 8054 | 14991 | 53.73 % |

GenVass Results
 Office of Public Accounts
 12/16/2018
 11/16/2018

William County, Texas

General Election

11/6/2018

Page 7 of 34

DK0088PG0382

Unofficial Results
 Registered Voters
 8054 of 14991 = 53.73%
 Polling Places Reporting
 6 of 140 = 4.3%

Comptroller of Public Accounts

| Precinct | Glenn Hegar , REP | Joi Chevalier , DEM | Ben Sanders , LIB | Cast Votes | Undervotes | Overvotes | Early Voting Ballots Cast | Election Day Voting Ballots Cast | Total Ballots Cast | Registered Voters | Turnout Percentage |
|---------------|-------------------|---------------------|-------------------|-------------|------------|-----------|---------------------------|----------------------------------|--------------------|-------------------|--------------------|
| 101 | 1005 | 242 | 43 | 1290 | 40 | 0 | 987 | 343 | 1330 | 2371 | 56.09 % |
| 105 | 489 | 103 | 16 | 608 | 5 | 0 | 369 | 244 | 613 | 1119 | 54.78 % |
| 203 | 187 | 40 | 6 | 233 | 7 | 0 | 177 | 63 | 240 | 378 | 63.49 % |
| 207 | 174 | 92 | 3 | 269 | 3 | 0 | 195 | 77 | 272 | 601 | 45.26 % |
| 210 | 260 | 60 | 9 | 329 | 9 | 0 | 245 | 93 | 338 | 531 | 63.65 % |
| 212 | 572 | 274 | 29 | 875 | 32 | 0 | 603 | 304 | 907 | 1966 | 46.13 % |
| 316 | 317 | 75 | 7 | 399 | 0 | 0 | 170 | 229 | 399 | 638 | 62.54 % |
| 317 | 546 | 86 | 8 | 640 | 8 | 0 | 369 | 279 | 648 | 1078 | 60.11 % |
| 318 | 878 | 324 | 27 | 1229 | 27 | 0 | 895 | 361 | 1256 | 2321 | 54.11 % |
| 419 | 605 | 261 | 24 | 890 | 10 | 0 | 607 | 293 | 900 | 1942 | 46.34 % |
| 420 | 841 | 250 | 34 | 1125 | 26 | 0 | 796 | 355 | 1151 | 2046 | 56.26 % |
| Totals | 5874 | 1807 | 206 | 7887 | 167 | 0 | 5413 | 2641 | 8054 | 14991 | 53.73 % |

Canvass Results
 Official Year: 11/6/18
 Run Time: 12:16 PM
 Run Date: 11/15/2018

William County, Texas
 General Election
 11/6/2018
 Page 8 of 34

BK00R8PG0383

Unofficial Results
 Registered Voters
 8094 of 14991 = 53.76%
 Polling Places Reporting
 12 of 15 = 100.00%

Commissioner of the General Land Office

| Precinct | George P. Bush , REP | Miguel Suazo , DEM | Matt Pina , LIB | Cast Votes | Undervotes | Overvotes | Early Voting Ballots Cast | Election Day Voting Ballots Cast | Total Ballots Cast | Registered Voters | Turnout Percentage |
|---------------|----------------------|--------------------|-----------------|-------------|------------|-----------|---------------------------|----------------------------------|--------------------|-------------------|--------------------|
| 101 | 1008 | 244 | 47 | 1299 | 31 | 0 | 987 | 343 | 1330 | 2371 | 56.09 % |
| 105 | 476 | 106 | 27 | 609 | 4 | 0 | 369 | 244 | 613 | 1119 | 54.78 % |
| 203 | 188 | 39 | 6 | 233 | 7 | 0 | 177 | 63 | 240 | 378 | 63.49 % |
| 207 | 163 | 96 | 10 | 269 | 3 | 0 | 195 | 77 | 272 | 601 | 45.26 % |
| 210 | 257 | 61 | 14 | 332 | 6 | 0 | 245 | 93 | 338 | 531 | 63.65 % |
| 212 | 571 | 275 | 31 | 877 | 30 | 0 | 603 | 304 | 907 | 1966 | 46.13 % |
| 316 | 313 | 77 | 9 | 399 | 0 | 0 | 170 | 229 | 399 | 638 | 62.54 % |
| 317 | 529 | 89 | 26 | 644 | 4 | 0 | 369 | 279 | 648 | 1078 | 60.11 % |
| 318 | 856 | 337 | 41 | 1234 | 22 | 0 | 895 | 361 | 1256 | 2321 | 54.11 % |
| 419 | 588 | 268 | 33 | 889 | 11 | 0 | 607 | 293 | 900 | 1942 | 46.34 % |
| 420 | 836 | 248 | 45 | 1129 | 22 | 0 | 796 | 355 | 1151 | 2046 | 56.26 % |
| Totals | 5785 | 1840 | 289 | 7914 | 140 | 0 | 5413 | 2641 | 8054 | 14991 | 53.73 % |

Canvass Results
 Office Ballot 11/6/2018
 12:16 PM
 11/03/2018

William County, Texas
 General Election
 11/6/2018
 Page 9 of 34

BK0088PG0384

Unofficial Results
 Registered Voters = 52,729
 1:00:49:14.991
 Reporting Place: Reporting
 11/03/2018 10:00:00

Commissioner of Agriculture

| Precinct | Sid Miller, REP | Kim Olson, DEM | Richard Carpenter, LIB | Cast Votes | Undervotes | Overvotes | Early Voting Ballots Cast | Election Day Voting Ballots Cast | Total Ballots Cast | Registered Voters | Turnout Percentage |
|---------------|-----------------|----------------|------------------------|-------------|------------|-----------|---------------------------|----------------------------------|--------------------|-------------------|--------------------|
| 101 | 981 | 290 | 25 | 1296 | 34 | 0 | 987 | 343 | 1330 | 2371 | 56.09 % |
| 105 | 477 | 116 | 15 | 608 | 5 | 0 | 369 | 244 | 613 | 1119 | 54.78 % |
| 203 | 191 | 39 | 4 | 234 | 6 | 0 | 177 | 63 | 240 | 378 | 63.49 % |
| 207 | 172 | 97 | 0 | 269 | 3 | 0 | 195 | 77 | 272 | 601 | 45.26 % |
| 210 | 257 | 73 | 4 | 334 | 4 | 0 | 245 | 93 | 338 | 531 | 63.65 % |
| 212 | 567 | 290 | 18 | 875 | 32 | 0 | 603 | 304 | 907 | 1966 | 46.13 % |
| 316 | 305 | 81 | 10 | 396 | 3 | 0 | 170 | 229 | 399 | 638 | 62.54 % |
| 317 | 524 | 106 | 9 | 639 | 9 | 0 | 369 | 279 | 648 | 1078 | 60.11 % |
| 318 | 846 | 369 | 22 | 1237 | 19 | 0 | 895 | 361 | 1256 | 2321 | 54.11 % |
| 419 | 583 | 289 | 19 | 891 | 9 | 0 | 607 | 293 | 900 | 1942 | 46.34 % |
| 420 | 828 | 275 | 28 | 1131 | 20 | 0 | 796 | 355 | 1151 | 2046 | 56.26 % |
| Totals | 5731 | 2025 | 154 | 7910 | 144 | 0 | 5413 | 2641 | 8054 | 14991 | 53.73 % |

Canvass Results
 Officially Filed
 Run Date: 11/15/2018
 Run Time: 12:01PM

Milam County, Texas

General Election

11/6/2018

Page 10 of 34

BK0088PG0385

Unofficial results
 Registered Voters
 8054 of 14991 = 53.73%
 Polling Places Reporting
 14 of 14 = 100.00%

Railroad Commissioner

| Precinct | Christi Craddick, REP | Roman McAllen, DEM | Mike Wright, LIB | Cast Votes | Undervotes | Overvotes | Early Voting Ballots Cast | Election Day Voting Ballots Cast | Total Ballots Cast | Registered Voters | Turnout Percentage |
|---------------|-----------------------|--------------------|------------------|-------------|------------|-----------|---------------------------|----------------------------------|--------------------|-------------------|--------------------|
| 101 | 989 | 263 | 39 | 1291 | 39 | 0 | 987 | 343 | 1330 | 2371 | 56.09 % |
| 105 | 484 | 98 | 22 | 604 | 9 | 0 | 369 | 244 | 613 | 1119 | 54.78 % |
| 203 | 189 | 38 | 8 | 235 | 5 | 0 | 177 | 63 | 240 | 378 | 63.49 % |
| 207 | 168 | 95 | 2 | 265 | 7 | 0 | 195 | 77 | 272 | 601 | 45.26 % |
| 210 | 259 | 64 | 8 | 331 | 7 | 0 | 245 | 93 | 338 | 531 | 63.65 % |
| 212 | 586 | 270 | 20 | 876 | 31 | 0 | 603 | 304 | 907 | 1966 | 46.13 % |
| 316 | 310 | 76 | 12 | 398 | 1 | 0 | 170 | 229 | 399 | 638 | 62.54 % |
| 317 | 536 | 94 | 7 | 637 | 11 | 0 | 369 | 279 | 648 | 1078 | 60.11 % |
| 318 | 864 | 339 | 28 | 1231 | 25 | 0 | 895 | 361 | 1256 | 2321 | 54.11 % |
| 419 | 588 | 279 | 22 | 889 | 11 | 0 | 607 | 293 | 900 | 1942 | 46.34 % |
| 420 | 823 | 263 | 34 | 1120 | 31 | 0 | 796 | 355 | 1151 | 2046 | 56.26 % |
| Totals | 5796 | 1879 | 202 | 7877 | 177 | 0 | 5413 | 2641 | 8054 | 14991 | 53.73 % |

Canvass Results
 Official Ballot 11-6-18
 Run Time 02:46 PM
 Run Date 11/13/2018

William County, Texas
 General Election
 11/6/2018
 Page 11 of 34
 BK0088PG0386

Unofficial Results
 Registered Voters
 2054 of 14991 = 53.73 %
 Polling Places Reporting
 12 of 113 = 100.00 %

Justice, Supreme Court, Place 2

| Precinct | Jimmy Blacklock, REP | Steven Kirkland, DEM | Cast Votes | Undervotes | Overvotes | Early Voting Ballots Cast | Election Day Voting Ballots Cast | Total Ballots Cast | Registered Voters | Turnout Percentage |
|----------|----------------------|----------------------|------------|------------|-----------|---------------------------|----------------------------------|--------------------|-------------------|--------------------|
| 101 | 1008 | 281 | 1289 | 41 | 0 | 987 | 343 | 1330 | 2371 | 56.09 % |
| 105 | 485 | 119 | 604 | 9 | 0 | 369 | 244 | 613 | 1119 | 54.78 % |
| 203 | 192 | 42 | 234 | 6 | 0 | 177 | 63 | 240 | 378 | 63.49 % |
| 207 | 168 | 100 | 268 | 4 | 0 | 195 | 77 | 272 | 601 | 45.26 % |
| 210 | 261 | 70 | 331 | 7 | 0 | 245 | 93 | 338 | 531 | 63.65 % |
| 212 | 577 | 293 | 870 | 37 | 0 | 603 | 304 | 907 | 1966 | 46.13 % |
| 316 | 315 | 83 | 398 | 1 | 0 | 170 | 229 | 399 | 638 | 62.54 % |
| 317 | 541 | 101 | 642 | 6 | 0 | 369 | 279 | 648 | 1078 | 60.11 % |
| 318 | 869 | 362 | 1231 | 25 | 0 | 895 | 361 | 1256 | 2321 | 54.11 % |
| 419 | 606 | 283 | 889 | 11 | 0 | 607 | 293 | 900 | 1942 | 46.34 % |
| 420 | 832 | 287 | 1119 | 32 | 0 | 796 | 355 | 1151 | 2046 | 56.26 % |
| Totals | 5854 | 2021 | 7875 | 179 | 0 | 5413 | 2641 | 8054 | 14991 | 53.73 % |

Garvass Results
 Official 11/6/18
 Run Time 12:16:00
 Run Date 11/13/2018

William County, Texas

General Election

11/6/2018

Page 12 of 34

BK0088PG0387

Unofficial Results
 Registered Voters
 Polling Places Reporting
 805,401,491 55,273%
 13,010 400.00%

Justice, Supreme Court, Place 4

| Precinct | John Devine, REP | R.K. Sandill, DEM | Cast Votes | Undervotes | Overvotes | Early Voting Ballots Cast | Election Day Voting Ballots Cast | Total Ballots Cast | Registered Voters | Turnout Percentage |
|---------------|------------------|-------------------|-------------|------------|-----------|---------------------------|----------------------------------|--------------------|-------------------|--------------------|
| 101 | 1017 | 263 | 1280 | 50 | 0 | 987 | 343 | 1330 | 2371 | 56.09 % |
| 105 | 488 | 116 | 604 | 9 | 0 | 369 | 244 | 613 | 1119 | 54.78 % |
| 203 | 194 | 39 | 233 | 7 | 0 | 177 | 63 | 240 | 378 | 63.49 % |
| 207 | 169 | 97 | 266 | 6 | 0 | 195 | 77 | 272 | 601 | 45.26 % |
| 210 | 263 | 65 | 328 | 10 | 0 | 245 | 93 | 338 | 531 | 63.65 % |
| 212 | 581 | 285 | 866 | 41 | 0 | 603 | 304 | 907 | 1966 | 46.13 % |
| 316 | 314 | 84 | 398 | 1 | 0 | 170 | 229 | 399 | 638 | 62.54 % |
| 317 | 543 | 97 | 640 | 8 | 0 | 369 | 279 | 648 | 1078 | 60.11 % |
| 318 | 872 | 351 | 1223 | 33 | 0 | 895 | 361 | 1256 | 2321 | 54.11 % |
| 419 | 604 | 281 | 885 | 15 | 0 | 607 | 293 | 900 | 1942 | 46.34 % |
| 420 | 839 | 273 | 1112 | 39 | 0 | 796 | 355 | 1151 | 2046 | 56.26 % |
| Totals | 5884 | 1951 | 7835 | 219 | 0 | 5413 | 2641 | 8054 | 14991 | 53.73 % |

Official Results
 Official Date: 11/6/18
 Run Time: 12:16 PM
 Run Date: 11/15/2018

William County, Texas

General Election

11/6/2018

Page 13 of 34

BK0088PG0388

Unofficial Results
 Registered Voters
 8054 of 14991 = 53.73%
 Polling Places Reporting
 15 of 13 = 100.00%

Justice, Supreme Court, Place 6

| Precinct | Jeff Brown., REP | Kathy Cheng., DEM | Cast Votes | Undervotes | Overvotes | Early Voting Ballots Cast | Election Day Voting Ballots Cast | Total Ballots Cast | Registered Voters | Turnout Percentage |
|---------------|------------------|-------------------|-------------|------------|-----------|---------------------------|----------------------------------|--------------------|-------------------|--------------------|
| 101 | 1015 | 265 | 1280 | 50 | 0 | 987 | 343 | 1330 | 2371 | 56.09 % |
| 105 | 489 | 115 | 604 | 9 | 0 | 369 | 244 | 613 | 1119 | 54.78 % |
| 203 | 196 | 38 | 234 | 5 | 1 | 177 | 63 | 240 | 378 | 63.49 % |
| 207 | 170 | 97 | 267 | 5 | 0 | 195 | 77 | 272 | 601 | 45.26 % |
| 210 | 263 | 65 | 328 | 10 | 0 | 245 | 93 | 338 | 531 | 63.65 % |
| 212 | 577 | 292 | 869 | 38 | 0 | 603 | 304 | 907 | 1966 | 46.13 % |
| 316 | 318 | 80 | 398 | 1 | 0 | 170 | 229 | 399 | 638 | 62.54 % |
| 317 | 538 | 101 | 639 | 9 | 0 | 369 | 279 | 648 | 1078 | 60.11 % |
| 318 | 878 | 347 | 1225 | 31 | 0 | 895 | 361 | 1256 | 2321 | 54.11 % |
| 419 | 610 | 277 | 887 | 13 | 0 | 607 | 293 | 900 | 1942 | 46.34 % |
| 420 | 850 | 263 | 1113 | 38 | 0 | 796 | 355 | 1151 | 2046 | 56.26 % |
| Totals | 5904 | 1940 | 7844 | 209 | 1 | 5413 | 2641 | 8054 | 14991 | 53.73 % |

Canvass Results
 Original File: 11-6-18
 Run Time: 12:46 PM
 Run Date: 11/19/2018

William County, Texas
 General Election
 11/6/2018
 Page 14 of 34

BK0088PG0389

Unofficial Results
 Registered Voters: 8054
 Polling Places Reporting: 18
 11/19/2018 10:00 AM

Presiding Judge, Court of Criminal Appeals

| Precinct | Sharon Keller , REP | Maria T. (Terri) Jackson , DEM | William Bryan Strange III , LIB | Cast Votes | Undervotes | Overvotes | Early Voting Ballots Cast | Election Day Voting Ballots Cast | Total Ballots Cast | Registered Voters | Turnout Percentage |
|---------------|---------------------|--------------------------------|---------------------------------|-------------|------------|-----------|---------------------------|----------------------------------|--------------------|-------------------|--------------------|
| 101 | 992 | 255 | 38 | 1285 | 45 | 0 | 987 | 343 | 1330 | 2371 | 56.09 % |
| 105 | 479 | 102 | 23 | 604 | 9 | 0 | 369 | 244 | 613 | 1119 | 54.78 % |
| 203 | 193 | 41 | 1 | 235 | 5 | 0 | 177 | 63 | 240 | 378 | 63.49 % |
| 207 | 169 | 95 | 1 | 265 | 7 | 0 | 195 | 77 | 272 | 601 | 45.26 % |
| 210 | 257 | 63 | 9 | 329 | 9 | 0 | 245 | 93 | 338 | 531 | 63.65 % |
| 212 | 570 | 289 | 13 | 872 | 34 | 1 | 603 | 304 | 907 | 1966 | 46.13 % |
| 316 | 308 | 80 | 10 | 398 | 1 | 0 | 170 | 229 | 399 | 638 | 62.54 % |
| 317 | 537 | 97 | 5 | 639 | 9 | 0 | 369 | 279 | 648 | 1078 | 60.11 % |
| 318 | 862 | 347 | 19 | 1228 | 28 | 0 | 895 | 361 | 1256 | 2321 | 54.11 % |
| 419 | 593 | 275 | 18 | 886 | 14 | 0 | 607 | 293 | 900 | 1942 | 46.34 % |
| 420 | 813 | 278 | 28 | 1119 | 32 | 0 | 796 | 355 | 1151 | 2046 | 56.26 % |
| Totals | 5773 | 1922 | 165 | 7860 | 193 | 1 | 5413 | 2641 | 8054 | 14991 | 53.73 % |




Milam County, Texas

General Election

11/6/2018

Page 15 of 34

BK0088PG0390



Judge, Court of Criminal Appeals, Place 7

| Precinct | Barbara Parker Hervey, REP | Ramona Franklin, DEM | Cast Votes | Undervotes | Overvotes | Early Voting Ballots Cast | Election Day Voting Ballots Cast | Total Ballots Cast | Registered Voters | Turnout Percentage |
|---------------|----------------------------|----------------------|-------------|------------|-----------|---------------------------|----------------------------------|--------------------|-------------------|--------------------|
| 101 | 1018 | 259 | 1277 | 53 | 0 | 987 | 343 | 1330 | 2371 | 56.09 % |
| 105 | 488 | 117 | 605 | 8 | 0 | 369 | 244 | 613 | 1119 | 54.78 % |
| 203 | 195 | 40 | 235 | 5 | 0 | 177 | 63 | 240 | 378 | 63.49 % |
| 207 | 169 | 95 | 264 | 8 | 0 | 195 | 77 | 272 | 601 | 45.26 % |
| 210 | 259 | 71 | 330 | 8 | 0 | 245 | 93 | 338 | 531 | 63.65 % |
| 212 | 576 | 290 | 866 | 41 | 0 | 603 | 304 | 907 | 1966 | 46.13 % |
| 316 | 319 | 78 | 397 | 2 | 0 | 170 | 229 | 399 | 638 | 62.54 % |
| 317 | 541 | 95 | 636 | 12 | 0 | 369 | 279 | 648 | 1078 | 60.11 % |
| 318 | 869 | 353 | 1222 | 34 | 0 | 895 | 361 | 1256 | 2321 | 54.11 % |
| 419 | 612 | 277 | 889 | 11 | 0 | 607 | 293 | 900 | 1942 | 46.34 % |
| 420 | 843 | 273 | 1116 | 35 | 0 | 796 | 355 | 1151 | 2046 | 56.26 % |
| Totals | 5889 | 1948 | 7837 | 217 | 0 | 5413 | 2641 | 8054 | 14991 | 53.73 % |




Milam County, Texas

General Election

11/6/2018

Page 16 of 34

BK0088PG0391



Judge, Court of Criminal Appeals, Place 8

| Precinct | Michelle Slaughter , REP | Mark Ash , LIB | Cast Votes | Undervotes | Overvotes | Early Voting Ballots Cast | Election Day Voting Ballots Cast | Total Ballots Cast | Registered Voters | Turnout Percentage |
|----------|--------------------------|----------------|------------|------------|-----------|---------------------------|----------------------------------|--------------------|-------------------|--------------------|
| 101 | 1041 | 145 | 1186 | 144 | 0 | 987 | 343 | 1330 | 2371 | 56.09 % |
| 105 | 498 | 65 | 563 | 50 | 0 | 369 | 244 | 613 | 1119 | 54.78 % |
| 203 | 202 | 24 | 226 | 14 | 0 | 177 | 63 | 240 | 378 | 63.49 % |
| 207 | 182 | 31 | 213 | 59 | 0 | 195 | 77 | 272 | 601 | 45.26 % |
| 210 | 264 | 39 | 303 | 35 | 0 | 245 | 93 | 338 | 531 | 63.65 % |
| 212 | 614 | 133 | 747 | 160 | 0 | 603 | 304 | 907 | 1966 | 46.13 % |
| 316 | 326 | 47 | 373 | 26 | 0 | 170 | 229 | 399 | 638 | 62.54 % |
| 317 | 554 | 48 | 602 | 46 | 0 | 369 | 279 | 648 | 1078 | 60.11 % |
| 318 | 924 | 171 | 1095 | 161 | 0 | 895 | 361 | 1256 | 2321 | 54.11 % |
| 419 | 636 | 142 | 778 | 122 | 0 | 607 | 293 | 900 | 1942 | 46.34 % |
| 420 | 858 | 168 | 1026 | 125 | 0 | 796 | 355 | 1151 | 2046 | 56.26 % |
| Totals | 6099 | 1013 | 7112 | 942 | 0 | 5413 | 2641 | 8054 | 14991 | 53.73 % |

Canvass Results
 Official Ballot 11/6-18
 Signature: [Signature]
 Run Date: 11/16/2018 12:16 PM

William County, Texas
 General Election
 11/6/2018
 Page 17 of 34

BK0088PG0392

Unofficial Results
 Registered Voters: 8054
 Polling Places Reporting: 134
 11/16/18 = 100.00%

State Senator, District 5

| Precinct | Charles Schwertner, REP | Meg Walsh, DEM | Amy Lyons, LIB | Cast Votes | Undervotes | Overvotes | Early Voting Ballots Cast | Election Day Voting Ballots Cast | Total Ballots Cast | Registered Voters | Turnout Percentage |
|---------------|-------------------------|----------------|----------------|-------------|------------|-----------|---------------------------|----------------------------------|--------------------|-------------------|--------------------|
| 101 | 985 | 282 | 35 | 1302 | 28 | 0 | 987 | 343 | 1330 | 2371 | 56.09 % |
| 105 | 484 | 110 | 15 | 609 | 4 | 0 | 369 | 244 | 613 | 1119 | 54.78 % |
| 203 | 189 | 41 | 5 | 235 | 5 | 0 | 177 | 63 | 240 | 378 | 63.49 % |
| 207 | 167 | 103 | 0 | 270 | 2 | 0 | 195 | 77 | 272 | 601 | 45.26 % |
| 210 | 257 | 67 | 4 | 328 | 10 | 0 | 245 | 93 | 338 | 531 | 63.65 % |
| 212 | 581 | 287 | 15 | 883 | 24 | 0 | 603 | 304 | 907 | 1966 | 46.13 % |
| 316 | 301 | 82 | 8 | 391 | 8 | 0 | 170 | 229 | 399 | 638 | 62.54 % |
| 317 | 524 | 108 | 9 | 641 | 7 | 0 | 369 | 279 | 648 | 1078 | 60.11 % |
| 318 | 808 | 414 | 18 | 1240 | 16 | 0 | 895 | 361 | 1256 | 2321 | 54.11 % |
| 419 | 569 | 304 | 18 | 891 | 9 | 0 | 607 | 293 | 900 | 1942 | 46.34 % |
| 420 | 816 | 281 | 33 | 1130 | 21 | 0 | 796 | 355 | 1151 | 2046 | 56.26 % |
| Totals | 5681 | 2079 | 160 | 7920 | 134 | 0 | 5413 | 2641 | 8054 | 14991 | 53.73 % |

Garvass Results
 Official Ballot/JUL16-18
 12:16 PM
 11/15/2018
 Polling Place

Milam County, Texas
 General Election
 11/6/2018
 Page 18 of 34

BK0088PG0393

Unofficial results
 Registered Voters
 8054 of 14991 = 53.73%
 Polling Places Reporting
 15 of 16 = 100.00%

State Representative, District 20

| Precinct | Terry M. Wilson, REP | Stephen M. Wyman, DEM | Cast Votes | Undervotes | Overvotes | Early Voting Ballots Cast | Election Day Voting Ballots Cast | Total Ballots Cast | Registered Voters | Turnout Percentage |
|---------------|----------------------|-----------------------|-------------|------------|-----------|---------------------------|----------------------------------|--------------------|-------------------|--------------------|
| 101 | 1039 | 255 | 1294 | 36 | 0 | 987 | 343 | 1330 | 2371 | 56.09 % |
| 105 | 498 | 112 | 610 | 3 | 0 | 369 | 244 | 613 | 1119 | 54.78 % |
| 203 | 196 | 39 | 235 | 5 | 0 | 177 | 63 | 240 | 378 | 63.49 % |
| 207 | 174 | 96 | 270 | 2 | 0 | 195 | 77 | 272 | 601 | 45.26 % |
| 210 | 261 | 66 | 327 | 11 | 0 | 245 | 93 | 338 | 531 | 63.65 % |
| 212 | 600 | 283 | 883 | 24 | 0 | 603 | 304 | 907 | 1966 | 46.13 % |
| 316 | 318 | 79 | 397 | 2 | 0 | 170 | 229 | 399 | 638 | 62.54 % |
| 317 | 548 | 96 | 644 | 4 | 0 | 369 | 279 | 648 | 1078 | 60.11 % |
| 318 | 872 | 365 | 1237 | 19 | 0 | 895 | 361 | 1256 | 2321 | 54.11 % |
| 419 | 609 | 279 | 888 | 12 | 0 | 607 | 293 | 900 | 1942 | 46.34 % |
| 420 | 855 | 268 | 1123 | 28 | 0 | 796 | 355 | 1151 | 2046 | 56.26 % |
| Totals | 5970 | 1938 | 7908 | 146 | 0 | 5413 | 2641 | 8054 | 14991 | 53.73 % |

GEN VASS RESULTS
 Official Ballot 6-18
 Reporting Time 12:16 PM
 Run Date 11/6/2018

Milam County, Texas
 General Election
 11/6/2018
 Page 19 of 34

BK0088PG0394

Unofficial results
 Registered Voters
 Polling Place Reporting
 11/07/18 10:00:00

Justice, 3rd Court of Appeals District, Place 2

| Precinct | Cindy Olson Bourland , REP | Edward Smith , DEM | Cast Votes | Undervotes | Overvotes | Early Voting Ballots Cast | Election Day Voting Ballots Cast | Total Ballots Cast | Registered Voters | Turnout Percentage |
|---------------|----------------------------|--------------------|-------------|------------|-----------|---------------------------|----------------------------------|--------------------|-------------------|--------------------|
| 101 | 1007 | 273 | 1280 | 50 | 0 | 987 | 343 | 1330 | 2371 | 56.09 % |
| 105 | 488 | 116 | 604 | 9 | 0 | 369 | 244 | 613 | 1119 | 54.78 % |
| 203 | 195 | 40 | 235 | 5 | 0 | 177 | 63 | 240 | 378 | 63.49 % |
| 207 | 168 | 100 | 268 | 4 | 0 | 195 | 77 | 272 | 601 | 45.26 % |
| 210 | 258 | 68 | 326 | 12 | 0 | 245 | 93 | 338 | 531 | 63.65 % |
| 212 | 591 | 281 | 872 | 35 | 0 | 603 | 304 | 907 | 1966 | 46.13 % |
| 316 | 320 | 77 | 397 | 2 | 0 | 170 | 229 | 399 | 638 | 62.54 % |
| 317 | 547 | 89 | 636 | 12 | 0 | 369 | 279 | 648 | 1078 | 60.11 % |
| 318 | 872 | 354 | 1226 | 30 | 0 | 895 | 361 | 1256 | 2321 | 54.11 % |
| 419 | 613 | 274 | 887 | 13 | 0 | 607 | 293 | 900 | 1942 | 46.34 % |
| 420 | 828 | 280 | 1108 | 43 | 0 | 796 | 355 | 1151 | 2046 | 56.26 % |
| Totals | 5887 | 1952 | 7839 | 215 | 0 | 5413 | 2641 | 8054 | 14991 | 53.73 % |

Garvass Results
 Official Ballot 11/6/18
 12:16 PM
 11/18/2018
 Run Date

Millam County, Texas

General Election

11/6/2018

Page 20 of 34

RK0088PG0395

Unofficial results
 Registered Voters 80,247 of 149,911 = 53.73%
 Polling Places Reporting 318 of 318 = 100.00%

Justice, 3rd Court of Appeals District, Place 3

| Precinct | Scott Field , REP | Chari Kelly , DEM | Cast Votes | Undervotes | Overvotes | Early Voting Ballots Cast | Election Day Voting Ballots Cast | Total Ballots Cast | Registered Voters | Turnout Percentage |
|---------------|-------------------|-------------------|-------------|------------|-----------|---------------------------|----------------------------------|--------------------|-------------------|--------------------|
| 101 | 1014 | 270 | 1284 | 46 | 0 | 987 | 343 | 1330 | 2371 | 56.09 % |
| 105 | 487 | 117 | 604 | 9 | 0 | 369 | 244 | 613 | 1119 | 54.78 % |
| 203 | 196 | 40 | 236 | 4 | 0 | 177 | 63 | 240 | 378 | 63.49 % |
| 207 | 168 | 98 | 266 | 6 | 0 | 195 | 77 | 272 | 601 | 45.26 % |
| 210 | 259 | 66 | 325 | 13 | 0 | 245 | 93 | 338 | 531 | 63.65 % |
| 212 | 578 | 292 | 870 | 37 | 0 | 603 | 304 | 907 | 1966 | 46.13 % |
| 316 | 317 | 81 | 398 | 1 | 0 | 170 | 229 | 399 | 638 | 62.54 % |
| 317 | 540 | 98 | 638 | 10 | 0 | 369 | 279 | 648 | 1078 | 60.11 % |
| 318 | 871 | 353 | 1224 | 32 | 0 | 895 | 361 | 1256 | 2321 | 54.11 % |
| 419 | 612 | 275 | 887 | 13 | 0 | 607 | 293 | 900 | 1942 | 46.34 % |
| 420 | 834 | 277 | 1111 | 40 | 0 | 796 | 355 | 1151 | 2046 | 56.26 % |
| Totals | 5876 | 1967 | 7843 | 211 | 0 | 5413 | 2641 | 8054 | 14991 | 53.73% |

Garvass Results
 Official Ballot 11-6-18
 Run Time 12:16 PM
 Fund Date 11/15/2018

Milam County, Texas
 General Election
 11/6/2018
 Page 21 of 34
BK0088PG0396

Unofficial Results
 Registered Voters 88,491
 Polling Place Reporting 16,613

Justice, 3rd Court of Appeals District, Place 5

| Precinct | David Puryear, REP | Thomas J. Baker, DEM | Cast Votes | Undervotes | Overvotes | Early Voting Ballots Cast | Election Day Voting Ballots Cast | Total Ballots Cast | Registered Voters | Turnout Percentage |
|---------------|--------------------|----------------------|-------------|------------|-----------|---------------------------|----------------------------------|--------------------|-------------------|--------------------|
| 101 | 999 | 279 | 1278 | 52 | 0 | 987 | 343 | 1330 | 2371 | 56.09 % |
| 105 | 482 | 122 | 604 | 9 | 0 | 369 | 244 | 613 | 1119 | 54.78 % |
| 203 | 193 | 42 | 235 | 5 | 0 | 177 | 63 | 240 | 378 | 63.49 % |
| 207 | 169 | 100 | 269 | 3 | 0 | 195 | 77 | 272 | 601 | 45.26 % |
| 210 | 257 | 68 | 325 | 13 | 0 | 245 | 93 | 338 | 531 | 63.65 % |
| 212 | 575 | 293 | 868 | 39 | 0 | 603 | 304 | 907 | 1966 | 46.13 % |
| 316 | 316 | 82 | 398 | 1 | 0 | 170 | 229 | 399 | 638 | 62.54 % |
| 317 | 544 | 97 | 641 | 7 | 0 | 369 | 279 | 648 | 1078 | 60.11 % |
| 318 | 864 | 361 | 1225 | 31 | 0 | 895 | 361 | 1256 | 2321 | 54.11 % |
| 419 | 603 | 276 | 879 | 21 | 0 | 607 | 293 | 900 | 1942 | 46.34 % |
| 420 | 827 | 280 | 1107 | 44 | 0 | 796 | 355 | 1151 | 2046 | 56.26 % |
| Totals | 5829 | 2000 | 7829 | 225 | 0 | 5413 | 2641 | 8054 | 14991 | 53.73 % |




Milam County, Texas

General Election

11/6/2018

Page 22 of 34

BK0088PG0397



Justice, 3rd Court of Appeals District, Place 6

| Precinct | Michael "Mike" Toth, REP | Gisela D. Triana, DEM | Kerry O'Brien (W) | Cast Votes | Undervotes | Overvotes | Early Voting Ballots Cast | Election Day Voting Ballots Cast | Total Ballots Cast | Registered Voters | Turnout Percentage |
|----------|--------------------------|-----------------------|-------------------|------------|------------|-----------|---------------------------|----------------------------------|--------------------|-------------------|--------------------|
| 101 | 1008 | 266 | 0 | 1274 | 56 | 0 | 987 | 343 | 1330 | 2371 | 56.09 % |
| 105 | 487 | 110 | 1 | 598 | 15 | 0 | 369 | 244 | 613 | 1119 | 54.78 % |
| 203 | 192 | 41 | 0 | 233 | 7 | 0 | 177 | 63 | 240 | 378 | 63.49 % |
| 207 | 172 | 97 | 0 | 269 | 3 | 0 | 195 | 77 | 272 | 601 | 45.26 % |
| 210 | 257 | 67 | 0 | 324 | 14 | 0 | 245 | 93 | 338 | 531 | 63.65 % |
| 212 | 572 | 289 | 0 | 861 | 46 | 0 | 603 | 304 | 907 | 1966 | 46.13 % |
| 316 | 315 | 82 | 0 | 397 | 2 | 0 | 170 | 229 | 399 | 638 | 62.54 % |
| 317 | 545 | 95 | 0 | 640 | 8 | 0 | 369 | 279 | 648 | 1078 | 60.11 % |
| 318 | 871 | 354 | 0 | 1225 | 31 | 0 | 895 | 361 | 1256 | 2321 | 54.11 % |
| 419 | 607 | 273 | 0 | 880 | 20 | 0 | 607 | 293 | 900 | 1942 | 46.34 % |
| 420 | 835 | 272 | 0 | 1107 | 44 | 0 | 796 | 355 | 1151 | 2046 | 56.26 % |
| Totals | 5861 | 1946 | 1 | 7808 | 246 | 0 | 5413 | 2641 | 8054 | 14991 | 53.73 % |

Genpass Results
 Official Ballot ID: 018
 RunTime: 12:16 PM
 Report Date: 11/19/2018

William County, Texas
 General Election
 11/6/2018
 Page 23 of 34
 BK0088PG0398

Unofficial Results
 Registered Voters: 14991
 8054 of 14991 = 53.73 %
 Polling Places Reporting: 100.00 %
 10 of 10 = 100.00 %

County Judge

| Precinct | Steve Young , REP | Jared Melde , DEM | Cast Votes | Undervotes | Overvotes | Early Voting Ballots Cast | Election Day Voting Ballots Cast | Total Ballots Cast | Registered Voters | Turnout Percentage |
|---------------|-------------------|-------------------|-------------|------------|-----------|---------------------------|----------------------------------|--------------------|-------------------|--------------------|
| 101 | 850 | 463 | 1313 | 17 | 0 | 987 | 343 | 1330 | 2371 | 56.09 % |
| 105 | 467 | 139 | 606 | 7 | 0 | 369 | 244 | 613 | 1119 | 54.78 % |
| 203 | 183 | 56 | 239 | 1 | 0 | 177 | 63 | 240 | 378 | 63.49 % |
| 207 | 169 | 100 | 269 | 3 | 0 | 195 | 77 | 272 | 601 | 45.26 % |
| 210 | 252 | 77 | 329 | 9 | 0 | 245 | 93 | 338 | 531 | 63.65 % |
| 212 | 512 | 385 | 897 | 10 | 0 | 603 | 304 | 907 | 1966 | 46.13 % |
| 316 | 302 | 89 | 391 | 8 | 0 | 170 | 229 | 399 | 638 | 62.54 % |
| 317 | 504 | 138 | 642 | 6 | 0 | 369 | 279 | 648 | 1078 | 60.11 % |
| 318 | 912 | 332 | 1244 | 12 | 0 | 895 | 361 | 1256 | 2321 | 54.11 % |
| 419 | 603 | 290 | 893 | 7 | 0 | 607 | 293 | 900 | 1942 | 46.34 % |
| 420 | 678 | 462 | 1140 | 10 | 1 | 796 | 355 | 1151 | 2046 | 56.26 % |
| Totals | 5432 | 2551 | 7963 | 90 | 1 | 5413 | 2641 | 8054 | 14991 | 53.73 % |

Ganvass Results
 On: 11/16/2018 12:16 PM
 Run Date: 11/19/2018

William County, Texas
 General Election
 11/6/2018


Page 24 of 34

BK0088P0399

Unofficial Results
 Registered Voters: 8054 of 14991 = 53.73%
 Polling Places Reporting: 15 of 19 = 100.00%

District Clerk

| Precinct | Karen Berry, REP | Cast Votes | Undervotes | Overvotes | Early Voting Ballots Cast | Election Day Voting Ballots Cast | Total Ballots Cast | Registered Voters | Turnout Percentage |
|---------------|------------------|-------------|-------------|-----------|---------------------------|----------------------------------|--------------------|-------------------|--------------------|
| 101 | 1098 | 1098 | 232 | 0 | 987 | 343 | 1330 | 2371 | 56.09 % |
| 105 | 533 | 533 | 80 | 0 | 369 | 244 | 613 | 1119 | 54.78 % |
| 203 | 211 | 211 | 29 | 0 | 177 | 63 | 240 | 378 | 63.49 % |
| 207 | 195 | 195 | 77 | 0 | 195 | 77 | 272 | 601 | 45.26 % |
| 210 | 276 | 276 | 62 | 0 | 245 | 93 | 338 | 531 | 63.65 % |
| 212 | 677 | 677 | 230 | 0 | 603 | 304 | 907 | 1966 | 46.13 % |
| 316 | 339 | 339 | 60 | 0 | 170 | 229 | 399 | 638 | 62.54 % |
| 317 | 570 | 570 | 78 | 0 | 369 | 279 | 648 | 1078 | 60.11 % |
| 318 | 990 | 990 | 266 | 0 | 895 | 361 | 1256 | 2321 | 54.11 % |
| 419 | 692 | 692 | 208 | 0 | 607 | 293 | 900 | 1942 | 46.34 % |
| 420 | 945 | 945 | 206 | 0 | 796 | 355 | 1151 | 2046 | 56.26 % |
| Totals | 6526 | 6526 | 1528 | 0 | 5413 | 2641 | 8054 | 14991 | 53.73 % |




Milam County, Texas

General Election

11/6/2018

Page 26 of 34

BK0088PG0401



Sheriff, Unexpired Term

| Precinct | Chris White, REP | Cast Votes | Undervotes | Overvotes | Early Voting Ballots Cast | Election Day Voting Ballots Cast | Total Ballots Cast | Registered Voters | Turnout Percentage |
|---------------|------------------|-------------|-------------|-----------|---------------------------|----------------------------------|--------------------|-------------------|--------------------|
| 101 | 1136 | 1136 | 194 | 0 | 987 | 343 | 1330 | 2371 | 56.09 % |
| 105 | 532 | 532 | 81 | 0 | 369 | 244 | 613 | 1119 | 54.78 % |
| 203 | 205 | 205 | 35 | 0 | 177 | 63 | 240 | 378 | 63.49 % |
| 207 | 191 | 191 | 81 | 0 | 195 | 77 | 272 | 601 | 45.26 % |
| 210 | 278 | 278 | 60 | 0 | 245 | 93 | 338 | 531 | 63.65 % |
| 212 | 682 | 682 | 225 | 0 | 603 | 304 | 907 | 1966 | 46.13 % |
| 316 | 336 | 336 | 63 | 0 | 170 | 229 | 399 | 638 | 62.54 % |
| 317 | 574 | 574 | 74 | 0 | 369 | 279 | 648 | 1078 | 60.11 % |
| 318 | 995 | 995 | 261 | 0 | 895 | 361 | 1256 | 2321 | 54.11 % |
| 419 | 689 | 689 | 211 | 0 | 607 | 293 | 900 | 1942 | 46.34 % |
| 420 | 941 | 941 | 210 | 0 | 796 | 355 | 1151 | 2046 | 56.26 % |
| Totals | 6559 | 6559 | 1495 | 0 | 5413 | 2641 | 8054 | 14991 | 53.73 % |




William County, Texas

General Election

11/6/2018

Page 25 of 34

BK0088P5N1.00



County Clerk

| Precinct | Jodi Morgan, REP | Cast Votes | Undervotes | Overvotes | Early Voting Ballots Cast | Election Day Voting Ballots Cast | Total Ballots Cast | Registered Voters | Turnout Percentage |
|---------------|------------------|-------------|-------------|-----------|---------------------------|----------------------------------|--------------------|-------------------|--------------------|
| 101 | 1137 | 1137 | 193 | 0 | 987 | 343 | 1330 | 2371 | 56.09 % |
| 105 | 535 | 535 | 78 | 0 | 369 | 244 | 613 | 1119 | 54.78 % |
| 203 | 210 | 210 | 30 | 0 | 177 | 63 | 240 | 378 | 63.49 % |
| 207 | 192 | 192 | 80 | 0 | 195 | 77 | 272 | 601 | 45.26 % |
| 210 | 285 | 285 | 53 | 0 | 245 | 93 | 338 | 531 | 63.65 % |
| 212 | 686 | 686 | 221 | 0 | 603 | 304 | 907 | 1966 | 46.13 % |
| 316 | 335 | 335 | 64 | 0 | 170 | 229 | 399 | 638 | 62.54 % |
| 317 | 575 | 575 | 73 | 0 | 369 | 279 | 648 | 1078 | 60.11 % |
| 318 | 993 | 993 | 263 | 0 | 895 | 361 | 1256 | 2321 | 54.11 % |
| 419 | 691 | 691 | 209 | 0 | 607 | 293 | 900 | 1942 | 46.34 % |
| 420 | 942 | 942 | 209 | 0 | 796 | 355 | 1151 | 2046 | 56.26 % |
| Totals | 6581 | 6581 | 1473 | 0 | 5413 | 2641 | 8054 | 14991 | 53.73 % |



Milam County, Texas


General Election

11/6/2018

Page 27 of 34

County Treasurer

DK0088PC01.02



| Precinct | Linda Acosta, REP | Cast Votes | Undervotes | Overvotes | Early Voting Ballots Cast | Election Day Voting Ballots Cast | Total Ballots Cast | Registered Voters | Turnout Percentage |
|---------------|-------------------|-------------|-------------|-----------|---------------------------|----------------------------------|--------------------|-------------------|--------------------|
| 101 | 1143 | 1143 | 187 | 0 | 987 | 343 | 1330 | 2371 | 56.09 % |
| 105 | 533 | 533 | 80 | 0 | 369 | 244 | 613 | 1119 | 54.78 % |
| 203 | 209 | 209 | 31 | 0 | 177 | 63 | 240 | 378 | 63.49 % |
| 207 | 194 | 194 | 78 | 0 | 195 | 77 | 272 | 601 | 45.26 % |
| 210 | 285 | 285 | 53 | 0 | 245 | 93 | 338 | 531 | 63.65 % |
| 212 | 701 | 701 | 206 | 0 | 603 | 304 | 907 | 1966 | 46.13 % |
| 316 | 332 | 332 | 67 | 0 | 170 | 229 | 399 | 638 | 62.54 % |
| 317 | 573 | 573 | 75 | 0 | 369 | 279 | 648 | 1078 | 60.11 % |
| 318 | 991 | 991 | 265 | 0 | 895 | 361 | 1256 | 2321 | 54.11 % |
| 419 | 691 | 691 | 209 | 0 | 607 | 293 | 900 | 1942 | 46.34 % |
| 420 | 950 | 950 | 201 | 0 | 796 | 355 | 1151 | 2046 | 56.26 % |
| Totals | 6602 | 6602 | 1452 | 0 | 5413 | 2641 | 8054 | 14991 | 53.73 % |

Canvass Results
 Original Ballot 11/6/18
 Run Time 12:46 PM
 Run Date 11/13/2018

Miami County, Texas
 General Election
 11/6/2018
 Page 28 of 34

DK0008P60103

Unofficial Results
 Registered Voters 8057 of 114991 = 69.73%
 Polling Places Reporting 1596 of 110000%

County Commissioner, Precinct 2

| Precinct | Donald R. Shuffield, REP | Cast Votes | Undervotes | Overvotes | Early Voting Ballots Cast | Election Day Voting Ballots Cast | Total Ballots Cast | Registered Voters | Turnout Percentage |
|---------------|--------------------------|-------------|------------|-----------|---------------------------|----------------------------------|--------------------|-------------------|--------------------|
| 203 | 203 | 203 | 37 | 0 | 177 | 63 | 240 | 378 | 63.49 % |
| 207 | 186 | 186 | 86 | 0 | 195 | 77 | 272 | 601 | 45.26 % |
| 210 | 274 | 274 | 64 | 0 | 245 | 93 | 338 | 531 | 63.65 % |
| 212 | 665 | 665 | 242 | 0 | 603 | 304 | 907 | 1966 | 46.13 % |
| Totals | 1328 | 1328 | 429 | 0 | 1220 | 537 | 1757 | 3476 | 50.55 % |

General Results
 Official Results
 11/6/2018
 7:21:58 PM
 11/15/2018

Milam County, Texas
 General Election
 11/6/2018
 Page 29 of 34

Unofficial Results
 Registered Voters
 80,461
 Polling Places Reporting
 1,000

County Commissioner, Precinct 4

| Precinct | Jeff Muegge, DEM | Cast Votes | Undervotes | Overvotes | Early Voting Ballots Cast | Election Day Voting Ballots Cast | Total Ballots Cast | Registered Voters | Turnout Percentage |
|---------------|------------------|-------------|------------|-----------|---------------------------|----------------------------------|--------------------|-------------------|--------------------|
| 419 | 484 | 484 | 416 | 0 | 607 | 293 | 900 | 1942 | 46.34 % |
| 420 | 730 | 730 | 421 | 0 | 796 | 355 | 1151 | 2046 | 56.26 % |
| Totals | 1214 | 1214 | 837 | 0 | 1403 | 648 | 2051 | 3988 | 51.43 % |

BK0088P60404

Canvass Results
 Official IV #116618
 11/13/2018
 11/13/2018

Milam County, Texas
 General Election
 11/6/2018
 Page 30 of 34

Official results
 Registered Voters
 8057 of 14901 = 54.09%
 Polling Places Reporting
 6 of 13 = 100.00%

Justice of the Peace, Precinct 1

| Precinct | Greg Hoelscher, REP | Cast Votes | Undervotes | Overvotes | Early Voting Ballots Cast | Election Day Voting Ballots Cast | Total Ballots Cast | Registered Voters | Turnout Percentage |
|---------------|---------------------|-------------|------------|-----------|---------------------------|----------------------------------|--------------------|-------------------|--------------------|
| 101 | 1126 | 1126 | 204 | 0 | 987 | 343 | 1330 | 2371 | 56.09 % |
| 105 | 531 | 531 | 82 | 0 | 369 | 244 | 613 | 1119 | 54.78 % |
| Totals | 1657 | 1657 | 286 | 0 | 1356 | 587 | 1943 | 3490 | 55.67 % |

BK0088P60405

Genvass Results
 Official Ballot 11/6/18
 Election
 Run Date 11/18/2018
 12:06 PM

William County, Texas

General Election

11/6/2018

Page 34 of 34
 BK0088PG01.06

Official results
 Registered Voters
 805 of 1499 = 53.73%
 Polling Places Reporting
 14 of 19 = 73.68%

Justice of the Peace, Precinct 2

| Precinct | Sam Berry, REP | Cast Votes | Undervotes | Overvotes | Early Voting Ballots Cast | Election Day Voting Ballots Cast | Total Ballots Cast | Registered Voters | Turnout Percentage |
|---------------|----------------|-------------|------------|-----------|---------------------------|----------------------------------|--------------------|-------------------|--------------------|
| 203 | 207 | 207 | 33 | 0 | 177 | 63 | 240 | 378 | 63.49% |
| 207 | 185 | 185 | 87 | 0 | 195 | 77 | 272 | 601 | 45.26% |
| 210 | 275 | 275 | 63 | 0 | 245 | 93 | 338 | 531 | 63.65% |
| 212 | 683 | 683 | 224 | 0 | 603 | 304 | 907 | 1966 | 46.13% |
| Totals | 1350 | 1350 | 407 | 0 | 1220 | 537 | 1757 | 3476 | 50.55% |

Canvass Results
 Officially Final 6-18
 Run Time 02:06 PM
 Run Date 11/13/2018

Milam County, Texas

General Election

11/6/2018

Page 32 of 34

PK00029P0407

Unofficial Results
 Registered Voters
 205,400 (99.1% = 52,781)
 Polling Places Reporting
 139 of 137 = 100.00%

Justice of the Peace, Precinct 3

| Precinct | Andy Isaacs , REP | Cast Votes | Undervotes | Overvotes | Early Voting Ballots Cast | Election Day Voting Ballots Cast | Total Ballots Cast | Registered Voters | Turnout Percentage |
|---------------|-------------------|-------------|------------|-----------|---------------------------|----------------------------------|--------------------|-------------------|--------------------|
| 316 | 332 | 332 | 67 | 0 | 170 | 229 | 399 | 638 | 62.54 % |
| 317 | 560 | 560 | 88 | 0 | 369 | 279 | 648 | 1078 | 60.11 % |
| 318 | 986 | 986 | 270 | 0 | 895 | 361 | 1256 | 2321 | 54.11 % |
| Totals | 1878 | 1878 | 425 | 0 | 1434 | 869 | 2303 | 4037 | 57.05 % |

Canvass Results
 Official Ballot 11/6-18
 Run Date 11/13/2018
 Run Time 02:16:00 PM

William County, Texas

General Election

11/6/2018
 088PG0408
 Page 33 of 34

Unofficial results
 Registered Voters
 C: 805, 101, 4901, 557
 Polling Places Reporting
 12, 0, 116, 100, 00, 0

Justice of the Peace, Precinct 4

| Precinct | Gary Northcott , REP | Cast Votes | Undervotes | Overvotes | Early Voting Ballots Cast | Election Day Voting Ballots Cast | Total Ballots Cast | Registered Voters | Turnout Percentage |
|---------------|----------------------|-------------|------------|-----------|---------------------------|----------------------------------|--------------------|-------------------|--------------------|
| 419 | 697 | 697 | 203 | 0 | 607 | 293 | 900 | 1942 | 46.34 % |
| 420 | 961 | 961 | 190 | 0 | 796 | 355 | 1151 | 2046 | 56.26 % |
| Totals | 1658 | 1658 | 393 | 0 | 1403 | 648 | 2051 | 3988 | 51.43 % |

Canvass Results
 Official Ballot 11/6/18
 Reporting
 12:15 PM
 Run Date 11/15/2018

William County, Texas
 General Election
 11/6/2018
 Page 34 of 34

BK0088PG0409

Unofficial Results
 Registered Voters
 8054 of 4994 = 53.73 %
 Polling Places Reporting
 13 of 18 = 100.00 %

Proposition

| Precinct | For | Against | Cast Votes | Undervotes | Overvotes | Early Voting Ballots Cast | Election Day Voting Ballots Cast | Total Ballots Cast | Registered Voters | Turnout Percentage |
|---------------|-------------|-------------|-------------|------------|-----------|---------------------------|----------------------------------|--------------------|-------------------|--------------------|
| 101 | 387 | 780 | 1167 | 163 | 0 | 987 | 343 | 1330 | 2371 | 56.09 % |
| 105 | 185 | 366 | 551 | 62 | 0 | 369 | 244 | 613 | 1119 | 54.78 % |
| 203 | 74 | 137 | 211 | 29 | 0 | 177 | 63 | 240 | 378 | 63.49 % |
| 207 | 90 | 147 | 237 | 35 | 0 | 195 | 77 | 272 | 601 | 45.26 % |
| 210 | 85 | 202 | 287 | 51 | 0 | 245 | 93 | 338 | 531 | 63.65 % |
| 212 | 249 | 527 | 776 | 131 | 0 | 603 | 304 | 907 | 1966 | 46.13 % |
| 316 | 119 | 236 | 355 | 44 | 0 | 170 | 229 | 399 | 638 | 62.54 % |
| 317 | 172 | 412 | 584 | 64 | 0 | 369 | 279 | 648 | 1078 | 60.11 % |
| 318 | 362 | 747 | 1109 | 147 | 0 | 895 | 361 | 1256 | 2321 | 54.11 % |
| 419 | 221 | 557 | 778 | 122 | 0 | 607 | 293 | 900 | 1942 | 46.34 % |
| 420 | 312 | 743 | 1055 | 96 | 0 | 796 | 355 | 1151 | 2046 | 56.26 % |
| Totals | 2256 | 4854 | 7110 | 944 | 0 | 5413 | 2641 | 8054 | 14991 | 53.73 % |

Cumulative Results
 Officially 11/6/18
 Run Time: 12:16 PM
 Run Date: 11/13/2018

Milam County, Texas

General Election

11/6/2018

Page 1 of 11

Unofficial results
 Registered Voters
 8054 of 14991 = 53.73%
 Polling Places Reporting
 13 of 13 = 100.00%

Straight Party

| Choice | Party | Early Voting | | Election Day Voting | | Total | |
|-------------------|-------|--------------|---------|---------------------|---------|-------|---------|
| Republican Party | REP | 2821 | 77.86% | 1209 | 69.76% | 4030 | 75.24% |
| Democratic Party | DEM | 790 | 21.81% | 504 | 29.08% | 1294 | 24.16% |
| Libertarian Party | LIB | 12 | 0.33% | 20 | 1.15% | 32 | 0.60% |
| Cast Votes: | | 3623 | 100.00% | 1733 | 100.00% | 5356 | 100.00% |
| Undervotes: | | 1790 | | 908 | | 2698 | |
| Overvotes: | | 0 | | 0 | | 0 | |

United States Senator

| Choice | Party | Early Voting | | Election Day Voting | | Total | |
|-----------------|-------|--------------|---------|---------------------|---------|-------|---------|
| Ted Cruz | REP | 4076 | 75.97% | 1846 | 70.40% | 5922 | 74.15% |
| Beto O'Rourke | DEM | 1250 | 23.30% | 747 | 28.49% | 1997 | 25.00% |
| Neal M. Dikeman | LIB | 39 | 0.73% | 29 | 1.11% | 68 | 0.85% |
| Cast Votes: | | 5365 | 100.00% | 2622 | 100.00% | 7987 | 100.00% |
| Undervotes: | | 48 | | 19 | | 67 | |
| Overvotes: | | 0 | | 0 | | 0 | |

United States Representative, District 17

| Choice | Party | Early Voting | | Election Day Voting | | Total | |
|-----------------|-------|--------------|---------|---------------------|---------|-------|---------|
| Bill Flores | REP | 4093 | 76.58% | 1866 | 71.33% | 5959 | 74.85% |
| Rick Kennedy | DEM | 1199 | 22.43% | 707 | 27.03% | 1906 | 23.94% |
| Peter Churchman | LIB | 53 | 0.99% | 43 | 1.64% | 96 | 1.21% |
| Cast Votes: | | 5345 | 100.00% | 2616 | 100.00% | 7961 | 100.00% |
| Undervotes: | | 68 | | 25 | | 93 | |
| Overvotes: | | 0 | | 0 | | 0 | |

BK0088P60410

Cumulative Results
 Official tally 11-6-18
 Run Time: 12:16 PM
 Run Date: 11/13/2018

Milam County, Texas

General Election

11/6/2018

Page 2 of 11

Unofficial results
 Registered Voters
 8054 of 14991 = 53.73%
 Polling Places Reporting
 13 of 13 = 100.00%

Governor

| Choice | Party | Early Voting | | Election Day Voting | | Total | |
|-------------------|-------|--------------|---------|---------------------|---------|-------|---------|
| | | | | | | | |
| Greg Abbott | REP | 4174 | 77.71% | 1906 | 72.78% | 6080 | 76.10% |
| Lupe Valdez | DEM | 1129 | 21.02% | 666 | 25.43% | 1795 | 22.47% |
| Mark Jay Tippetts | LIB | 68 | 1.27% | 47 | 1.79% | 115 | 1.44% |
| Cast Votes: | | 5371 | 100.00% | 2619 | 100.00% | 7990 | 100.00% |
| Undervotes: | | 42 | | 22 | | 64 | |
| Overvotes: | | 0 | | 0 | | 0 | |

Lieutenant Governor

| Choice | Party | Early Voting | | Election Day Voting | | Total | |
|------------------------|-------|--------------|---------|---------------------|---------|-------|---------|
| | | | | | | | |
| Dan Patrick | REP | 3895 | 72.82% | 1743 | 66.94% | 5638 | 70.89% |
| Mike Collier | DEM | 1350 | 25.24% | 793 | 30.45% | 2143 | 26.95% |
| Kerry Douglas McKennon | LIB | 104 | 1.94% | 68 | 2.61% | 172 | 2.16% |
| Cast Votes: | | 5349 | 100.00% | 2604 | 100.00% | 7953 | 100.00% |
| Undervotes: | | 64 | | 37 | | 101 | |
| Overvotes: | | 0 | | 0 | | 0 | |

Attorney General

| Choice | Party | Early Voting | | Election Day Voting | | Total | |
|--------------------|-------|--------------|---------|---------------------|---------|-------|---------|
| | | | | | | | |
| Ken Paxton | REP | 3911 | 73.32% | 1775 | 68.40% | 5686 | 71.71% |
| Justin Nelson | DEM | 1324 | 24.82% | 758 | 29.21% | 2082 | 26.26% |
| Michael Ray Harris | LIB | 99 | 1.86% | 62 | 2.39% | 161 | 2.03% |
| Cast Votes: | | 5334 | 100.00% | 2595 | 100.00% | 7929 | 100.00% |
| Undervotes: | | 79 | | 46 | | 125 | |
| Overvotes: | | 0 | | 0 | | 0 | |

BK0088PG0411

Cumulative Results
 Officially 11-6-18
 Run Time 12:16 PM
 Run Date 11/18/2018

Milam County, Texas

General Election

11/6/2018

Page 3 of 11

Unofficial results
 Registered Voters
 8054 of 14991 = 53.73%
 Polling Places Reporting
 13 of 13 = 100.00%

Comptroller of Public Accounts

| Choice | Party | Early Voting | | Election Day Voting | | Total | |
|---------------|-------|--------------|---------|---------------------|---------|-------|---------|
| | | | | | | | |
| Glenn Hégar | REP | 4055 | 76.32% | 1819 | 70.67% | 5874 | 74.48% |
| Joi Chevalier | DEM | 1141 | 21.48% | 666 | 25.87% | 1807 | 22.91% |
| Ben Sanders | LIB | 117 | 2.20% | 89 | 3.46% | 206 | 2.61% |
| Cast Votes: | | 5313 | 100.00% | 2574 | 100.00% | 7887 | 100.00% |
| Undervotes: | | 100 | | 67 | | 167 | |
| Overvotes: | | 0 | | 0 | | 0 | |

Commissioner of the General Land Office

| Choice | Party | Early Voting | | Election Day Voting | | Total | |
|----------------|-------|--------------|---------|---------------------|---------|-------|---------|
| | | | | | | | |
| George P. Bush | REP | 3972 | 74.82% | 1813 | 69.60% | 5785 | 73.10% |
| Miguel Suazo | DEM | 1159 | 21.83% | 681 | 26.14% | 1840 | 23.25% |
| Matt Pina | LIB | 178 | 3.35% | 111 | 4.26% | 289 | 3.65% |
| Cast Votes: | | 5309 | 100.00% | 2605 | 100.00% | 7914 | 100.00% |
| Undervotes: | | 104 | | 36 | | 140 | |
| Overvotes: | | 0 | | 0 | | 0 | |

Commissioner of Agriculture

| Choice | Party | Early Voting | | Election Day Voting | | Total | |
|-------------------|-------|--------------|---------|---------------------|---------|-------|---------|
| | | | | | | | |
| Sid Miller | REP | 3959 | 74.43% | 1772 | 68.39% | 5731 | 72.45% |
| Kim Olson | DEM | 1272 | 23.91% | 753 | 29.06% | 2025 | 25.60% |
| Richard Carpenter | LIB | 88 | 1.65% | 66 | 2.55% | 154 | 1.95% |
| Cast Votes: | | 5319 | 100.00% | 2591 | 100.00% | 7910 | 100.00% |
| Undervotes: | | 94 | | 50 | | 144 | |
| Overvotes: | | 0 | | 0 | | 0 | |

BK0088PG0412

Cumulative Results
 Officially at 6:18
 Run Time 12:16 PM
 Run Date 11/13/2018

Milam County, Texas

General Election

11/6/2018

Page 4 of 11

Unofficial results
 Registered Voters
 805 of 14991 = 53.73%
 Polling Places Reporting
 13 of 13 = 100.00%

Railroad Commissioner

| Choice | Party | Early Voting | | Election Day Voting | | Total | |
|------------------|-------|--------------|---------|---------------------|---------|-------|---------|
| | | | | | | | |
| Christi Craddick | REP | 3985 | 75.15% | 1811 | 70.36% | 5796 | 73.58% |
| Roman McAllen | DEM | 1191 | 22.46% | 688 | 26.73% | 1879 | 23.85% |
| Mike Wright | LIB | 127 | 2.39% | 75 | 2.91% | 202 | 2.56% |
| Cast Votes: | | 5303 | 100.00% | 2574 | 100.00% | 7877 | 100.00% |
| Undervotes: | | 110 | | 67 | | 177 | |
| Overvotes: | | 0 | | 0 | | 0 | |

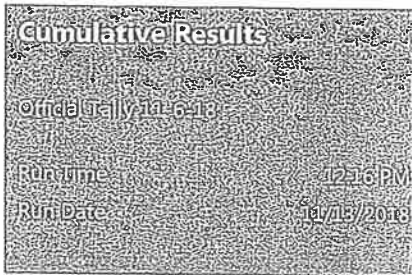
Justice, Supreme Court, Place 2

| Choice | Party | Early Voting | | Election Day Voting | | Total | |
|-----------------|-------|--------------|---------|---------------------|---------|-------|---------|
| | | | | | | | |
| Jimmy Blacklock | REP | 4027 | 76.07% | 1827 | 70.79% | 5854 | 74.34% |
| Steven Kirkland | DEM | 1267 | 23.93% | 754 | 29.21% | 2021 | 25.66% |
| Cast Votes: | | 5294 | 100.00% | 2581 | 100.00% | 7875 | 100.00% |
| Undervotes: | | 119 | | 60 | | 179 | |
| Overvotes: | | 0 | | 0 | | 0 | |

Justice, Supreme Court, Place 4

| Choice | Party | Early Voting | | Election Day Voting | | Total | |
|--------------|-------|--------------|---------|---------------------|---------|-------|---------|
| | | | | | | | |
| John Devine | REP | 4047 | 76.79% | 1837 | 71.62% | 5884 | 75.10% |
| R.K. Sandill | DEM | 1223 | 23.21% | 728 | 28.38% | 1951 | 24.90% |
| Cast Votes: | | 5270 | 100.00% | 2565 | 100.00% | 7835 | 100.00% |
| Undervotes: | | 143 | | 76 | | 219 | |
| Overvotes: | | 0 | | 0 | | 0 | |

BK0088PG0413




Milam County, Texas

General Election

11/6/2018

Page 5 of 11



Justice, Supreme Court, Place 6

| Choice | Party | Early Voting | | Election Day Voting | | Total | |
|-------------|-------|--------------|---------|---------------------|---------|-------|---------|
| Jeff Brown | REP | 4060 | 76.94% | 1844 | 71.83% | 5904 | 75.27% |
| Kathy Cheng | DEM | 1217 | 23.06% | 723 | 28.17% | 1940 | 24.73% |
| Cast Votes: | | 5277 | 100.00% | 2567 | 100.00% | 7844 | 100.00% |
| Undervotes: | | 135 | | 74 | | 209 | |
| Overvotes: | | 1 | | 0 | | 1 | |

Presiding Judge, Court of Criminal Appeals

| Choice | Party | Early Voting | | Election Day Voting | | Total | |
|---------------------------|-------|--------------|---------|---------------------|---------|-------|---------|
| Sharon Keller | REP | 3999 | 75.55% | 1774 | 69.11% | 5773 | 73.45% |
| Maria T. (Terri) Jackson | DEM | 1208 | 22.82% | 714 | 27.81% | 1922 | 24.45% |
| William Bryan Strange III | LIB | 86 | 1.62% | 79 | 3.08% | 165 | 2.10% |
| Cast Votes: | | 5293 | 100.00% | 2567 | 100.00% | 7860 | 100.00% |
| Undervotes: | | 119 | | 74 | | 193 | |
| Overvotes: | | 1 | | 0 | | 1 | |

Judge, Court of Criminal Appeals, Place 7

| Choice | Party | Early Voting | | Election Day Voting | | Total | |
|-----------------------|-------|--------------|---------|---------------------|---------|-------|---------|
| Barbara Parker Hervey | REP | 4054 | 76.87% | 1835 | 71.60% | 5889 | 75.14% |
| Ramona Franklin | DEM | 1220 | 23.13% | 728 | 28.40% | 1948 | 24.86% |
| Cast Votes: | | 5274 | 100.00% | 2563 | 100.00% | 7837 | 100.00% |
| Undervotes: | | 139 | | 78 | | 217 | |
| Overvotes: | | 0 | | 0 | | 0 | |

BK0088PG0414

Cumulative Results
 Official Tally 11/6/18
 Run Time 12:16 PM
 Run Date 11/13/2018

Milam County, Texas

General Election

11/6/2018

Page 6 of 11

Unofficial results
 Registered Voters
 8054 of 14991 = 53.73%
 Polling Places Reporting
 13 of 13 = 100.00%

Judge, Court of Criminal Appeals, Place 8

| Choice | Party | Early Voting | | Election Day Voting | | Total | |
|--------------------|-------|--------------|------------|---------------------|------------|-------|------------|
| | | Count | Percentage | Count | Percentage | Count | Percentage |
| Michelle Slaughter | REP | 4188 | 86.91% | 1911 | 83.34% | 6099 | 85.76% |
| Mark Ash | LIB | 631 | 13.09% | 382 | 16.66% | 1013 | 14.24% |
| Cast Votes: | | 4819 | 100.00% | 2293 | 100.00% | 7112 | 100.00% |
| Undervotes: | | 594 | | 348 | | 942 | |
| Overvotes: | | 0 | | 0 | | 0 | |

State Senator, District 5

| Choice | Party | Early Voting | | Election Day Voting | | Total | |
|--------------------|-------|--------------|------------|---------------------|------------|-------|------------|
| | | Count | Percentage | Count | Percentage | Count | Percentage |
| Charles Schwertner | REP | 3907 | 73.47% | 1774 | 68.18% | 5681 | 71.73% |
| Meg Walsh | DEM | 1318 | 24.78% | 761 | 29.25% | 2079 | 26.25% |
| Amy Lyons | LIB | 93 | 1.75% | 67 | 2.57% | 160 | 2.02% |
| Cast Votes: | | 5318 | 100.00% | 2602 | 100.00% | 7920 | 100.00% |
| Undervotes: | | 95 | | 39 | | 134 | |
| Overvotes: | | 0 | | 0 | | 0 | |

State Representative, District 20

| Choice | Party | Early Voting | | Election Day Voting | | Total | |
|------------------|-------|--------------|------------|---------------------|------------|-------|------------|
| | | Count | Percentage | Count | Percentage | Count | Percentage |
| Terry M. Wilson | REP | 4102 | 77.15% | 1868 | 72.10% | 5970 | 75.49% |
| Stephen M. Wyman | DEM | 1215 | 22.85% | 723 | 27.90% | 1938 | 24.51% |
| Cast Votes: | | 5317 | 100.00% | 2591 | 100.00% | 7908 | 100.00% |
| Undervotes: | | 96 | | 50 | | 146 | |
| Overvotes: | | 0 | | 0 | | 0 | |

BK0088PG0415

Cumulative Results
 Officially 11/6/18
 Run Time 12:16 PM
 Run Date 11/13/2018

Milam County, Texas

General Election

11/6/2018

Page 7 of 11

Unofficial results
 Registered Voters
 8054 of 14991 = 53.73%
 Polling Places Reporting
 13 of 13 = 100.00%

Justice, 3rd Court of Appeals District, Place 2

| Choice | Party | Early Voting | | Election Day Voting | | Total | |
|----------------------|-------|--------------|---------|---------------------|---------|-------|---------|
| | | | | | | | |
| Cindy Olson Bourland | REP | 4046 | 76.70% | 1841 | 71.80% | 5887 | 75.10% |
| Edward Smith | DEM | 1229 | 23.30% | 723 | 28.20% | 1952 | 24.90% |
| Cast Votes: | | 5275 | 100.00% | 2564 | 100.00% | 7839 | 100.00% |
| Undervotes: | | 138 | | 77 | | 215 | |
| Overvotes: | | 0 | | 0 | | 0 | |

Justice, 3rd Court of Appeals District, Place 3

| Choice | Party | Early Voting | | Election Day Voting | | Total | |
|-------------|-------|--------------|---------|---------------------|---------|-------|---------|
| | | | | | | | |
| Scott Field | REP | 4042 | 76.58% | 1834 | 71.50% | 5876 | 74.92% |
| Chari Kelly | DEM | 1236 | 23.42% | 731 | 28.50% | 1967 | 25.08% |
| Cast Votes: | | 5278 | 100.00% | 2565 | 100.00% | 7843 | 100.00% |
| Undervotes: | | 135 | | 76 | | 211 | |
| Overvotes: | | 0 | | 0 | | 0 | |

Justice, 3rd Court of Appeals District, Place 5

| Choice | Party | Early Voting | | Election Day Voting | | Total | |
|-----------------|-------|--------------|---------|---------------------|---------|-------|---------|
| | | | | | | | |
| David Puryear | REP | 4010 | 76.18% | 1819 | 70.92% | 5829 | 74.45% |
| Thomas J. Baker | DEM | 1254 | 23.82% | 746 | 29.08% | 2000 | 25.55% |
| Cast Votes: | | 5264 | 100.00% | 2565 | 100.00% | 7829 | 100.00% |
| Undervotes: | | 149 | | 76 | | 225 | |
| Overvotes: | | 0 | | 0 | | 0 | |

BK0088PG0416

Cumulative Results
 Official Results
 Run Time 12:16 PM
 Run Date 11/13/2018

Milam County, Texas

General Election

11/6/2018

Page 8 of 11

Unofficial results
 Registered Voters
 8054 of 14991 = 53.73%
 Polling Places Reporting
 13 of 13 = 100.00%

Justice, 3rd Court of Appeals District, Place 6

| Choice | Party | Early Voting | | Election Day Voting | | Total | |
|---------------------|-------|--------------|---------|---------------------|---------|-------|---------|
| | | | | | | | |
| Michael "Mike" Toth | REP | 4028 | 76.72% | 1833 | 71.66% | 5861 | 75.06% |
| Gisela D. Triana | DEM | 1222 | 23.28% | 724 | 28.30% | 1946 | 24.92% |
| Kerry O'Brien (W) | | 0 | 0.00% | 1 | 0.04% | 1 | 0.01% |
| Cast Votes: | | 5250 | 100.00% | 2558 | 100.00% | 7808 | 100.00% |
| Undervotes: | | 163 | | 83 | | 246 | |
| Overvotes: | | 0 | | 0 | | 0 | |

County Judge

| Choice | Party | Early Voting | | Election Day Voting | | Total | |
|-------------|-------|--------------|---------|---------------------|---------|-------|---------|
| | | | | | | | |
| Steve Young | REP | 3797 | 71.00% | 1635 | 62.52% | 5432 | 68.22% |
| Jared Melde | DEM | 1551 | 29.00% | 980 | 37.48% | 2531 | 31.78% |
| Cast Votes: | | 5348 | 100.00% | 2615 | 100.00% | 7963 | 100.00% |
| Undervotes: | | 64 | | 26 | | 90 | |
| Overvotes: | | 1 | | 0 | | 1 | |

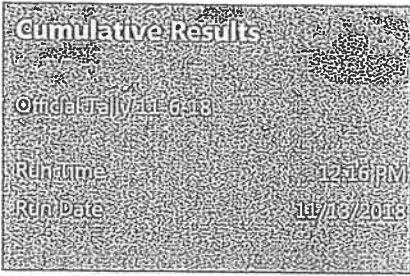
District Clerk

| Choice | Party | Early Voting | | Election Day Voting | | Total | |
|-------------|-------|--------------|---------|---------------------|---------|-------|---------|
| | | | | | | | |
| Karen Berry | REP | 4413 | 100.00% | 2113 | 100.00% | 6526 | 100.00% |
| Cast Votes: | | 4413 | 100.00% | 2113 | 100.00% | 6526 | 100.00% |
| Undervotes: | | 1000 | | 528 | | 1528 | |
| Overvotes: | | 0 | | 0 | | 0 | |

County Clerk

| Choice | Party | Early Voting | | Election Day Voting | | Total | |
|-------------|-------|--------------|---------|---------------------|---------|-------|---------|
| | | | | | | | |
| Jodi Morgan | REP | 4465 | 100.00% | 2116 | 100.00% | 6581 | 100.00% |
| Cast Votes: | | 4465 | 100.00% | 2116 | 100.00% | 6581 | 100.00% |
| Undervotes: | | 948 | | 525 | | 1473 | |
| Overvotes: | | 0 | | 0 | | 0 | |

BK0088PG0417




Milam County, Texas

General Election

11/6/2018

Page 9 of 11



Sheriff, Unexpired Term

| Choice | Party | Early Voting | | Election Day Voting | | Total | |
|-------------|-------------|--------------|---------|---------------------|---------|-------|---------|
| | | | | | | | |
| Chris White | REP | 4454 | 100.00% | 2105 | 100.00% | 6559 | 100.00% |
| | Cast Votes: | 4454 | 100.00% | 2105 | 100.00% | 6559 | 100.00% |
| | Undervotes: | 959 | | 536 | | 1495 | |
| | Overvotes: | 0 | | 0 | | 0 | |

County Treasurer

| Choice | Party | Early Voting | | Election Day Voting | | Total | |
|--------------|-------------|--------------|---------|---------------------|---------|-------|---------|
| | | | | | | | |
| Linda Acosta | REP | 4472 | 100.00% | 2130 | 100.00% | 6602 | 100.00% |
| | Cast Votes: | 4472 | 100.00% | 2130 | 100.00% | 6602 | 100.00% |
| | Undervotes: | 941 | | 511 | | 1452 | |
| | Overvotes: | 0 | | 0 | | 0 | |

County Commissioner, Precinct 2

| Choice | Party | Early Voting | | Election Day Voting | | Total | |
|---------------------|-------------|--------------|---------|---------------------|---------|-------|---------|
| | | | | | | | |
| Donald R. Shuffield | REP | 961 | 100.00% | 367 | 100.00% | 1328 | 100.00% |
| | Cast Votes: | 961 | 100.00% | 367 | 100.00% | 1328 | 100.00% |
| | Undervotes: | 259 | | 170 | | 429 | |
| | Overvotes: | 0 | | 0 | | 0 | |

County Commissioner, Precinct 4

| Choice | Party | Early Voting | | Election Day Voting | | Total | |
|-------------|-------------|--------------|---------|---------------------|---------|-------|---------|
| | | | | | | | |
| Jeff Muegge | DEM | 801 | 100.00% | 413 | 100.00% | 1214 | 100.00% |
| | Cast Votes: | 801 | 100.00% | 413 | 100.00% | 1214 | 100.00% |
| | Undervotes: | 602 | | 235 | | 837 | |
| | Overvotes: | 0 | | 0 | | 0 | |

BK0088PG0418

Cumulative Results
 Officially 11/6/18
 Run Time 12:16 PM
 Run Date 11/15/2018

Milam County, Texas

General Election

11/6/2018

Page 10 of 11

Unofficial results
 Registered Voters
 8054 of 14991 = 53.78%
 Polling Places Reporting
 13 of 13 = 100.00%

Justice of the Peace, Precinct 1

| Choice | Party | Early Voting | | Election Day Voting | | Total | |
|----------------|-------------|--------------|---------|---------------------|---------|-------|---------|
| | | | | | | | |
| Greg Hoelscher | REP | 1170 | 100.00% | 487 | 100.00% | 1657 | 100.00% |
| | Cast Votes: | 1170 | 100.00% | 487 | 100.00% | 1657 | 100.00% |
| | Undervotes: | 186 | | 100 | | 286 | |
| | Overvotes: | 0 | | 0 | | 0 | |

Justice of the Peace, Precinct 2

| Choice | Party | Early Voting | | Election Day Voting | | Total | |
|-----------|-------------|--------------|---------|---------------------|---------|-------|---------|
| | | | | | | | |
| Sam Berry | REP | 968 | 100.00% | 382 | 100.00% | 1350 | 100.00% |
| | Cast Votes: | 968 | 100.00% | 382 | 100.00% | 1350 | 100.00% |
| | Undervotes: | 252 | | 155 | | 407 | |
| | Overvotes: | 0 | | 0 | | 0 | |

Justice of the Peace, Precinct 3

| Choice | Party | Early Voting | | Election Day Voting | | Total | |
|-------------|-------------|--------------|---------|---------------------|---------|-------|---------|
| | | | | | | | |
| Andy Isaacs | REP | 1165 | 100.00% | 713 | 100.00% | 1878 | 100.00% |
| | Cast Votes: | 1165 | 100.00% | 713 | 100.00% | 1878 | 100.00% |
| | Undervotes: | 269 | | 156 | | 425 | |
| | Overvotes: | 0 | | 0 | | 0 | |

Justice of the Peace, Precinct 4

| Choice | Party | Early Voting | | Election Day Voting | | Total | |
|----------------|-------------|--------------|---------|---------------------|---------|-------|---------|
| | | | | | | | |
| Gary Northcott | REP | 1136 | 100.00% | 522 | 100.00% | 1658 | 100.00% |
| | Cast Votes: | 1136 | 100.00% | 522 | 100.00% | 1658 | 100.00% |
| | Undervotes: | 267 | | 126 | | 393 | |
| | Overvotes: | 0 | | 0 | | 0 | |

BK0088PG0419

Cumulative Results
 Officially 11/6/18
 RunTime 12:16 PM
 RunDate 11/18/2018

Milam County, Texas

General Election

11/6/2018

Page 11 of 11

Unofficial results
 Registered Voters
 8054 of 14991 = 53.73%
 Polling Places Reporting
 13 of 13 = 100.00%

Proposition

| Choice | Party | Early Voting | | Election Day Voting | | Total | |
|-------------|-------|--------------|---------|---------------------|---------|-------|---------|
| | | | | | | | |
| For | | 1534 | 32.29% | 722 | 30.59% | 2256 | 31.73% |
| Against | | 3216 | 67.71% | 1638 | 69.41% | 4854 | 68.27% |
| Cast Votes: | | 4750 | 100.00% | 2360 | 100.00% | 7110 | 100.00% |
| Undervotes: | | 663 | | 281 | | 944 | |
| Overvotes: | | 0 | | 0 | | 0 | |

BK0088PG0420

