



**MONTHLY REPORT**

**MAY 2024**


**PATTY BRENNAN**


**COOKE COUNTY TREASURER**


FINANCIAL REPORTS


June 6, 2024

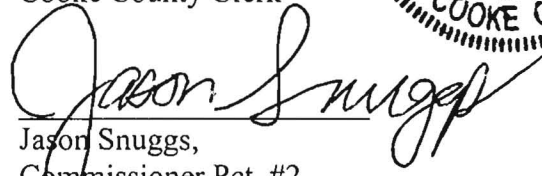
In accordance with Local Government Code 114.026, this affidavit states the current cash and reports in the custody of the county treasurer as of the date of May 31, 2024.

  
\_\_\_\_\_  
John O. Roane,  
Cooke County Judge

  
\_\_\_\_\_  
Gary Hollowell,  
Commissioner Pct. #1

  
\_\_\_\_\_  
Adam Arendt,  
Commission Pct. #3

  
\_\_\_\_\_  
Pam Harrison,  
Cooke County Clerk

  
\_\_\_\_\_  
Jason Snuggs,  
Commissioner Pct. #2

  
\_\_\_\_\_  
Matt Sicking,  
Commissioner Pct. #4



AFFIDAVIT

STATE OF TEXAS

COUNTY OF COOKE

The members of the Commissioners' Court of Cooke County, Texas, state as follows:

The requirement of Subsection (C) of the Texas Local Government Code, §114.026 have been met for the term of May 2024. The amount of cash and other assets in the custody of the County Treasurer at the time of examination are:

Cash (includes on hand, money market accounts, and short-term investments) \$43,728,464.03

Other Assets (long term investments) \$ 0.00.

Sworn to and subscribed this 8th day of July 2024.

John O. Roane  
John O. Roane, Cooke County Judge

Gary Hollowell  
Gary Hollowell, Commissioner, Pct 1

Jason Snuggs  
Jason Snuggs, Commissioner, Pct 2

Adam Arendt  
Adam Arendt, Commissioner, Pct 3

Matt Sicking  
Matt Sicking, Commissioner, Pct 4

ATTEST:

Pam Harrison  
Pam Harrison, County Clerk



PAGE 1 05/31/24 19:16:03  
HOLDINGS BAPN032N  
CC1 PROD

FEDERAL RESERVE BANK PLEDGEE

DISTRB PT J1  
AS OF CLOSE OF BUSINESS 05-31-2024

PLEDGEE: COOKE COUNTY  
100 S. DIXON  
RM. 106

J7BM INSTITUTION ID: #J7BM

GAINESVILLE TX 76240

HOLDER : 082900432 - SIMMONS PB AR

RESP FRB:H2

ACCOUNT: J7BM - \*COOKE COUNTY

CUSIP #

BVF

PAR

BALANCE	BOOK VALUE		
3133ELZB3 1.95 FCOR 21-35 AN 05-14-35			1.0000000000
10,000,000.00	10,000,000.00		
3133EL6C3 1.73 FCOR 21-35 AX 09-10-35			1.0000000000
3,065,000.00	3,065,000.00		
3133KLAL1 FEPC 01.500 CLRA4511 02-01-51			0.8435869500
2,614,672.00	2,205,703.18		
3138ESAM0 FNAR XX.XXX WSAL9911 09-01-39			0.1660789400
5,000,000.00	830,394.70		
3140QHPU3 FNMS 02.000 CICA9434 03-01-36			0.6244099900
5,775,000.00	3,605,967.69		
		SUBTOTAL:	
26,454,672.00	19,707,065.57		
		GRAND TOTAL:	
26,454,672.00	19,707,065.57		

Security Description Security Description	Rate	Maturity Date Issue Date	Original Face Current Face	Market Price Market Value	Haircut Required	CUSIP
<b>Pledge collateral As of 06/03/24</b>						
FEDERAL FARM CR BKS CONS BD 1.73%35	1.730000	09/10/2035 09/10/2020	425,000.00 425,000.00	71.414733 303,512.62	110.0000	3133EL6C3
FEDERAL FARM CR BKS CONS BD 1.73%35	1.730000	09/10/2035 09/10/2020	2,640,000.00 2,640,000.00	71.414733 1,885,348.95	110.0000	3133EL6C3
FEDERAL FARM CR BKS CONS BD 1.95%35	1.950000	05/14/2035 05/14/2020	10,000,000.00 10,000,000.00	73.833055 7,383,305.50	110.0000	3133ELZB3
FHLMC UMBS 30Y FIXED 1.500 20510201	1.500000	02/01/2051 01/01/2021	2,614,672.00 2,205,703.18	73.584505 1,623,055.77	110.0000	3133KLAL1
FNMA MEGA ADJ SINGLE 2.560 20390901	6.469000	09/01/2039 02/01/2017	5,000,000.00 830,394.70	102.685567 852,695.51	110.0000	3138ESAM0
FNMA UMBS INT 15 YEAR 2.000 20360301	2.000000	03/01/2036 03/01/2021	5,775,000.00 3,605,967.69	88.231453 3,181,597.69	110.0000	3140QHPU3
<b>Totals</b>		<b>Original Face/Par Current Face</b>	<b>26,454,672.00 19,707,065.57</b>	<b>15,229,516.04 Market Value</b>		

<b>Deposit Information</b>	<b>Current Balance 05/31/2024</b>	<b>9,538,584.94</b>	<b>Minimum Coll.</b>	<b>10,167,910.17</b>
	<b>FDIC Insurance</b>	<b>295,030.24</b>	<b>Variance</b>	<b>149.78%</b>
	<b>Net Deposit</b>	<b>9,243,554.70</b>		

PRIOR MONTH ENDING BANK STATEMENT BALANCE	\$7,057,613.85	
CLEARED DEPOSITS	\$2,028,250.20	174
CLEARED ADDITIONS	\$118,802.31	6
CLEARED CHECKS	\$3,253,803.52-	353
CLEARED DEDUCTIONS	\$750,085.72-	6
	<hr/>	
CURRENT MONTH ENDING BANK STATEMENT BALANCE	\$5,200,777.12	
CURRENT MONTH ENDING BANK STATEMENT BALANCE	\$5,200,777.12	
OUTSTANDING DEPOSITS	\$17,377.53	1
OUTSTANDING ADDITIONS	\$ .00	
OUTSTANDING CHECKS	\$836,759.27-	890
OUTSTANDING DEDUCTIONS	\$ .00	
	<hr/>	
RECONCILED BOOK BALANCE	\$4,381,395.38	
ENDING STATEMENT DATE	05/31/2024	CLERK: PB

C.D. INVESTMENTS

-----

SIMMONS BANK

May 2024

<u>C.D.#</u>	<u>PURCHASE DATE</u>	<u>AMOUNT</u>	<u>MAT. DATE</u>
Library Liddell 2363	Jan 25, 2023	7,500.00	Jan 25, 2025
Library Liddell 2389	Jan 25, 2023	7,500.00	Jan 25, 2025
Library Rosenstein 5099	Dec 12, 2023	11,000.00	Dec 12, 2026
Library Rosenstein 8294	Mar 24, 2024	8,000.00	Mar 24, 2027

INT. EARNED MONTHLY:

2-Liddell CD's @ 2.25%  
Rosenstein #5099 CD @ 3.00%  
Rosenstein #8294 CD @ 2.97%

Interest is deposited into the Treasurer's Fund quarterly.

THE FIRST STATE BANK

<u>C.D.#</u>	<u>PURCHASE DATE</u>	<u>AMOUNT</u>	<u>MAT. DATE</u>
GEN/***5466	Mar 18, 2024	250,000.00	Sept 18, 2024

INT. EARNED MONTHLY:

Gen CD @ 4.65

Interest accrues monthly and is deposited monthly with depository bank into the Treasurer's Fund

**INVESTMENTS-TEXPOOL**  
**PATTY BRENNAN, COOKE COUNTY TREASURER**  
**MAY 2024**

ACCT NAME	BALANCE FORWARD	DEPOSITS	WITH-DRAWALS	CURRENT INTEREST	ENDING BALANCE
PERM IMP	\$ 2,074,232.54	\$ -	\$ -	\$ 9,365.20	\$ 2,083,597.74
R & B -1	\$ 887,376.37	\$ -	\$ -	\$ 4,006.50	\$ 891,382.87
R & B -2	\$ 430,934.29	\$ 200,000.00	\$ -	\$ 2,499.28	\$ 633,433.57
R & B -3	\$ 761,357.98	\$ -	\$ -	\$ 3,437.54	\$ 764,795.52
R & B -4	\$ 1,272,889.08	\$ -	\$ 150,000.00	\$ 5,266.43	\$ 1,128,155.51
FM & L	\$ 301,682.91	\$ -	\$ -	\$ 1,362.12	\$ 303,045.03
GENERAL	\$ 5,238,863.52	\$ -	\$ -	\$ 23,653.63	\$ 5,262,517.15
STATE FUNDS	\$ 10,939.56	\$ -	\$ -	\$ 49.33	\$ 10,988.89
REC PRESV	\$ 170,702.63	\$ -	\$ -	\$ 770.74	\$ 171,473.37
AMERICAN RESCUE GRANT	\$ 618,346.05	\$ -	\$ -	\$ 2,791.86	\$ 621,137.91
LIBRARY	\$ 29,383.36	\$ -	\$ -	\$ 132.72	\$ 29,516.08
ADULT PROB	\$ 241,856.23	\$ -	\$ -	\$ 1,091.98	\$ 242,948.21
C H SECURITY	\$ 131,675.47	\$ -	\$ -	\$ 594.48	\$ 132,269.95
ARCHIVE	\$ 84,131.23	\$ -	\$ -	\$ 379.85	\$ 84,511.08
LAW LIBRARY	\$ 127,301.64	\$ -	\$ -	\$ 574.80	\$ 127,876.44
JP TECH	\$ 30,316.91	\$ -	\$ -	\$ 136.87	\$ 30,453.78
COURT REP	\$ 10,265.41	\$ -	\$ -	\$ 46.35	\$ 10,311.76
LAW ENFORCEMENT ED	\$ 11,541.91	\$ -	\$ -	\$ 52.08	\$ 11,593.99
JP-CH SECURITY	\$ 33,484.68	\$ -	\$ -	\$ 151.21	\$ 33,635.89
DIST CLK RECORDS MGMT	\$ 42,353.73	\$ -	\$ -	\$ 191.22	\$ 42,544.95
DIST CLK ARCHIVE	\$ 4,617.58	\$ -	\$ -	\$ 20.77	\$ 4,638.35
DIST ATTY FORFEITURE	\$ 41,460.30	\$ -	\$ -	\$ 187.19	\$ 41,647.49
SHERIFF FORFEITURE	\$ 70,562.46	\$ -	\$ -	\$ 318.62	\$ 70,881.08
JAIL COMMISSARY	\$ 91,483.75	\$ -	\$ -	\$ 413.10	\$ 91,896.85
2004 GO-REFUNDING	\$ 16,931.96	\$ -	\$ -	\$ 76.48	\$ 17,008.44
HOTEL/MOTEL TAX	\$ 267,403.71	\$ -	\$ 50,000.00	\$ 1,149.06	\$ 218,552.77
<b>TOTAL: TREAS FUND</b>	<b>\$ 13,002,095.26</b>	<b>\$ 200,000.00</b>	<b>\$ 200,000.00</b>	<b>\$ 58,719.41</b>	<b>\$ 13,060,814.67</b>

YEAR - TO - DATE INTEREST	BAL FORWARD:	CURRENT INT.:	BALANCE:
	\$ 354,027.23	\$ 58,716.89	\$ 412,744.12

AVG. YEILD FOR MAY 2024                      5.32%    MKT VALUE/ SHAR| \$                      1.00



**INVESTMENTS-TEX STAR**  
**PATTY BRENNAN, COOKE COUNTY TREASURER**  
**MAY 2024**

ACCT NAME	BALANCE FORWARD	DEPOSITS	WITH-DRAWALS	CURRENT INTEREST	ENDING BALANCE
GENERAL	\$ 4,086,204.86	\$ -	\$ -	\$ 18,420.60	\$ 4,104,625.46
R & B -1	\$ 1,010,089.55	\$ -	\$ -	\$ 4,553.46	\$ 1,014,643.01
R & B -2	\$ 524,901.06	\$ -	\$ -	\$ 2,366.27	\$ 527,267.33
R & B -3	\$ 675,768.61	\$ -	\$ -	\$ 3,046.36	\$ 678,814.97
R & B -4	\$ 1,189,672.53	\$ -	\$ -	\$ 5,363.03	\$ 1,195,035.56
FM & L	\$ 287,777.17	\$ -	\$ -	\$ 1,297.30	\$ 289,074.47
ADULT PROBATION	\$ 187,603.80	\$ -	\$ -	\$ 845.70	\$ 188,449.50
PERM IMP	\$ 1,189,981.66	\$ -	\$ -	\$ 5,364.46	\$ 1,195,346.12
LAW LIBRARY	\$ 20,148.50	\$ -	\$ -	\$ 90.84	\$ 20,239.34
CC LIBRARY	\$ 28,922.85	\$ -	\$ -	\$ 130.37	\$ 29,053.22
COURTHOUSE SECURITY	\$ 106,673.87	\$ -	\$ -	\$ 480.89	\$ 107,154.76
ARCHIVE FEES	\$ 72,497.24	\$ -	\$ -	\$ 326.82	\$ 72,824.06
JAIL COMMISSARY	\$ 78,917.36	\$ -	\$ -	\$ 355.77	\$ 79,273.13
2012 GO REFUNDING	\$ 17,136.85	\$ -	\$ -	\$ 77.24	\$ 17,214.09
HOTEL/MOTEL TAX	\$ 230,138.44	\$ -	\$ 50,000.00	\$ 1,008.26	\$ 181,146.70
AMERICAN RESCUE GRANT	\$ 565,110.00	\$ -	\$ -	\$ 2,547.52	\$ 567,657.52
<b>TOTAL: TREAS FUND</b>	<b>\$ 10,271,544.35</b>	<b>\$ -</b>	<b>\$ 50,000.00</b>	<b>\$ 46,274.89</b>	<b>\$ 10,267,819.24</b>

YEAR - TO - DATE INTEREST	BAL FORWARD	CURRENT INT.	BALANCE
	\$ 266,384.16	\$ 46,274.89	\$ 312,659.05

AVG. YEILD FOR MAY 2024                      5.31%    MKT VALUE / SHARE \$                      1.00

**INVESTMENTS-LOGIC**  
**PATTY BRENNAN, COOKE COUNTY TREASURER**  
**MAY 2024**

ACCT NAME	BALANCE FORWARD	DEPOSITS	WITH-DRAWALS	CURRENT INTEREST	ENDING BALANCE
GENERAL	\$ 3,760,659.00	\$ -	\$ -	\$ 17,313.86	\$ 3,777,972.86
R & B -1	\$ 790,287.97	\$ -	\$ -	\$ 3,638.44	\$ 793,926.41
R & B -2	\$ 554,661.77	\$ -	\$ -	\$ 2,553.66	\$ 557,215.43
R & B -3	\$ 645,630.82	\$ -	\$ -	\$ 2,972.47	\$ 648,603.29
R & B -4	\$ 1,203,248.12	\$ -	\$ 100,000.00	\$ 5,212.99	\$ 1,108,461.11
FM & L	\$ 306,777.51	\$ -	\$ -	\$ 1,412.40	\$ 308,189.91
ADULT PROBATION	\$ 143,162.18	\$ -	\$ -	\$ 659.11	\$ 143,821.29
PERM IMP	\$ 884,042.93	\$ 50,000.00	\$ -	\$ 4,092.42	\$ 938,135.35
LAW LIBRARY	\$ 77,840.24	\$ -	\$ -	\$ 358.39	\$ 78,198.63
CC LIBRARY	\$ 18,722.56	\$ -	\$ -	\$ 86.20	\$ 18,808.76
COURTHOUSE SECURITY	\$ 101,326.58	\$ -	\$ -	\$ 466.49	\$ 101,793.07
RECORDS MANAGEMENT	\$ 22,768.54	\$ -	\$ -	\$ 104.81	\$ 22,873.35
ARCHIVE FEES	\$ 83,429.89	\$ -	\$ -	\$ 384.12	\$ 83,814.01
DIST ATTY FORFEITURE	\$ 35,069.09	\$ -	\$ -	\$ 161.45	\$ 35,230.54
SHERIFF FOREITURE	\$ 40,418.10	\$ -	\$ -	\$ 186.07	\$ 40,604.17
JAIL COMMISSARY	\$ 47,592.74	\$ -	\$ -	\$ 219.12	\$ 47,811.86
2012 GO REFUNDING	\$ 10,766.83	\$ -	\$ -	\$ 49.58	\$ 10,816.41
HOTEL TAX FUND	\$ 190,881.07	\$ -	\$ -	\$ 878.81	\$ 191,759.88
AMERICAN RESCUE GRANT	\$ 522,002.53	\$ -	\$ -	\$ 2,403.27	\$ 524,405.80
<b>TOTAL: TREAS FUND</b>	<b>\$ 9,439,288.47</b>	<b>\$ 50,000.00</b>	<b>\$ 100,000.00</b>	<b>\$ 43,153.66</b>	<b>\$ 9,432,442.13</b>

YEAR - TO - DATE INTEREST	BAL FORWARD	CURRENT INT.	BALANCE
	\$ 257,608.63	\$ 43,153.66	\$ 300,762.29

AVG. YEILD FOR MAY 2024                      5.42% MKT VALU/SHARE \$                      1.00

Activity Type Date Receipt	Description Rate Security	Maturity	SK Receipt(s)	Par/Shares Original Face Withholding	Principal Interest/Dividend Net Amount
<b>Settled/Cleared Activity</b>					
<b>RECEIPTS</b>					
05/08/2024	UNITED STATES TREAS NTS 3.00	07/15/2025		500,000.00 .00	489,153.50 4,697.80
409010655	91282CEY3			.00	493,851.30
<b>Total RECEIPTS</b>				<b>500,000.00 .00 .00</b>	<b>489,153.50 4,697.80 493,851.30</b>
<b>MATURITIES</b>					
05/06/2024	CAPITAL ONE BANK USA NA CD 2.65	05/06/2024		246,000.00 .00	246,000.00 .00
409001971	14042TFT9			.00	246,000.00
05/06/2024	CAPITAL ONE NA CD 2.65	05/06/2024		246,000.00 .00	246,000.00 .00
409001972	14042RQX2			.00	246,000.00
<b>Total MATURITIES</b>				<b>492,000.00 .00 .00</b>	<b>492,000.00 .00 492,000.00</b>
<b>INTEREST</b>					
05/02/2024	WELLS FARGO BANK NATL ASSN 4.80	05/02/2025		.00 .00	.00 982.36
409007515	949764BP8			.00	982.36
05/03/2024	MORGAN STANLEY BK N A 4.80	05/05/2025		.00 .00	.00 5,839.96
409007513	61690U5F3			.00	5,839.96
05/03/2024	MORGAN STANLEY PRIVATE BK NATL 4.80	05/05/2025		.00 .00	.00 5,839.96
409007514	61768ESV6			.00	5,839.96
05/07/2024	CAPITAL ONE BANK USA NA CD 2.65	05/06/2024		.00 .00	.00 3,250.57
409001971	14042TFT9			.00	3,250.57
05/07/2024	CAPITAL ONE BANK USA NA CD 2.65	05/06/2024		.00 .00	.00 35.72
409001971	14042TFT9			.00	35.72
05/07/2024	CAPITAL ONE NA CD 2.65	05/06/2024		.00 .00	.00 3,250.57
409001972	14042RQX2			.00	3,250.57
05/07/2024	CAPITAL ONE NA CD 2.65	05/06/2024		.00 .00	.00 35.72
409001972	14042RQX2			.00	35.72



Activity Type Date Receipt	Description Rate Security	Maturity	SK Receipt(s)	Par/Shares Original Face Withholding	Principal Interest/Dividend Net Amount
<b>Settled/Cleared Activity</b>					
<b>INTEREST</b>					
05/13/2024 409007512	FIRST TECHNOLOGY FEDERAL CREDI 4.90 33715LFE5	05/12/2025		.00 .00 .00	.00 1,002.82 1,002.82
05/20/2024 408003472	FEDERAL FARM CREDIT BANK 4.50 3133ENZ94	11/18/2024		.00 .00 .00	.00 22,500.00 22,500.00
05/20/2024 409009683	FIRST COMMERCE BANCORP INC 4.40 31985HCH7	01/30/2026		.00 .00 .00	.00 60.04 60.04
05/29/2024 409009682	HUGHES FED CR UN TUCSON ARIZ 4.60 444425AK8	01/29/2026		.00 .00 .00	.00 941.42 941.42
05/31/2024 409009683	FIRST COMMERCE BANCORP INC 4.40 31985HCH7	01/30/2026		.00 .00 .00	.00 930.51 930.51
<b>Total</b>	<b>INTEREST</b>			<b>.00 .00 .00</b>	<b>.00 44,669.65 44,669.65</b>
<b>Upcoming Activity</b>					
<b>INTEREST</b>					
06/03/2024 409007515	WELLS FARGO BANK NATL ASSN 4.80 949764BP8	05/02/2025		.00 .00 .00	.00 1,015.10 1,015.10
06/12/2024 409007512	FIRST TECHNOLOGY FEDERAL CREDI 4.90 33715LFE5	05/12/2025		.00 .00 .00	.00 1,036.25 1,036.25
<b>Total</b>	<b>INTEREST</b>			<b>.00 .00 .00</b>	<b>.00 2,051.35 2,051.35</b>



Custody Holdings for Currency USD

Security Receipt	Trade Date Settlement Date	Cost Basis	Par/Shares Original Face	Description Rate, Maturity	Principal Cost Market Value	Date Priced
3130AWS92 408003473	09/27/2023 10/03/2023	99.573600	1,000,000.00 .00	FEDERAL HOME LOAN BANK 4.875, 09/12/2025	995,736.00 999,410.99	05/31/2024
3130AWT59 409009681	01/24/2024 01/26/2024	100.564100	500,000.00 .00	FEDERAL HOME LOAN BANK 5.125, 03/14/2025	502,820.50 499,622.05	05/31/2024
3133ENZ94 408003472	09/27/2023 10/03/2023	99.185400	1,000,000.00 .00	FEDERAL FARM CREDIT BANK 4.50, 11/18/2024	991,854.00 995,747.14	05/31/2024
31985HCH7 409009683	01/24/2024 01/31/2024	100.000000	249,000.00 .00	FIRST COMMERCE BANCORP INC INTEREST CD'S 4.40, 01/30/2026	249,000.00 246,106.78	05/31/2024
33715LFE5 409007512	04/26/2023 05/12/2023	100.000000	249,000.00 .00	FIRST TECHNOLOGY FEDERAL CREDI 4.90, 05/12/2025	249,000.00 248,021.81	05/31/2024
444425AK8 409009682	01/24/2024 01/29/2024	100.000000	249,000.00 .00	HUGHES FED CR UN TUCSON ARIZ INTEREST CD'S 4.60, 01/29/2026	249,000.00 246,900.39	05/31/2024
61690U5F3 409007513	04/26/2023 05/03/2023	100.000000	244,000.00 .00	MORGAN STANLEY BK N A 4.80, 05/05/2025	244,000.00 242,759.37	05/31/2024
61768ESV6 409007514	04/26/2023 05/03/2023	100.000000	244,000.00 .00	MORGAN STANLEY PRIVATE BK NATL 4.80, 05/05/2025	244,000.00 242,759.37	05/31/2024
912797GK7 472000147	11/22/2023 11/28/2023	N/A	1,035,000.00 .00	US TREASURY BILL DI, 08/08/2024	999,239.72 1,025,031.00	05/31/2024
91282CEY3 409010655	05/06/2024 05/08/2024	97.830700	500,000.00 .00	UNITED STATES TREAS NTS 3.00, 07/15/2025	489,153.50 488,437.50	05/31/2024
949764BP8 409007515	04/26/2023 05/02/2023	100.000000	249,000.00 .00	WELLS FARGO BANK NATL ASSN 4.80, 05/02/2025	249,000.00 247,814.47	05/31/2024
<b>Total USD Par</b>			<b>5,519,000.00</b>	<b>Total USD Cost</b>	<b>5,462,803.72</b>	
<b>Total USD Original Face</b>			<b>5,519,000.00</b>	<b>Total USD Market Value</b>	<b>5,482,610.87</b>	

PNC and PNC Bank are registered marks of The PNC Financial Services Group, Inc. (PNC).  
PNC makes no representations as to the accuracy or completeness of the information herein.



FUND NAME	CHECKING ACCOUNT	CHECKING AMOUNT	TDOA ACCOUNT	TDOA AMOUNT	FUND TOTAL
2024 001 GENERAL	TREAS FUND	2,522,572.01	TEXPOOL LOGIC TEXSTAR T-BILLS CERT DEPOS	5,262,517.15 3,777,972.86 4,104,625.46 3,988,399.77 1,734,000.00	21,390,087.25
2024 011 ROAD & BRIDGE 1	TREAS FUND	307,879.14	TEXPOOL LOGIC TEXSTAR	891,382.87 793,926.41 1,014,643.01	3,007,831.43
2024 012 ROAD & BRIDGE 2	TREAS FUND	260,035.33	TEXPOOL LOGIC TEXSTAR	633,433.57 557,215.43 527,267.33	1,977,951.66
2024 013 ROAD & BRIDGE 3	TREAS FUND	213,567.14	TEXPOOL LOGIC TEXSTAR	764,795.52 648,603.29 678,814.97	2,305,780.92
2024 014 ROAD & BRIDGE 4	TREAS FUND	275,194.01	TEXPOOL LOGIC TEXSTAR	1,128,155.51 1,108,461.11 1,195,035.56	3,706,846.19
2024 019 FM & LATERAL	TREAS FUND	34,763.29	TEXPOOL LOGIC TEXSTAR	303,045.03 308,189.91 289,074.47	935,072.70
2024 020 TJPC	TREAS FUND TREAS FUND	108,598.97	TEXPOOL LOGIC TEXSTAR TEXPOOL LOGIC TEXSTAR		108,598.97
2024 022 JUVENILE PROBATION	TREAS FUND	84,529.96	TEXPOOL		84,529.96
2024 023 JUVENILE PROB. IV-E	TREAS FUND	219.90	TEXPOOL LOGIC TEXSTAR		219.90
2024 024 JUVENILE DELINQUENCY PREVNT	TREAS FUND	41,995.89	TEXPOOL LOGIC TEXSTAR		41,995.89
2024 028 ADULT PROBATION	TREAS FUND	27,432.93	TEXPOOL LOGIC TEXSTAR	242,948.21 143,821.29 188,449.50	602,651.93
2024 029 COMMUNITY CORRECTIONS	TREAS FUND	4,755.77	TEXPOOL LOGIC		4,755.77
2024 031 CONTRACT ELECTIONS	TREAS FUND	33,336.48	TEXPOOL LOGIC		33,336.48
2024 032 DISTRICT CLERK PRESERVATION	TREAS FUND	316,996.32-	TEXPOOL LOGIC TEXSTAR		316,996.32-

FUND NAME	CHECKING ACCOUNT	CHECKING AMOUNT	TDOA ACCOUNT	TDOA AMOUNT	FUND TOTAL
2024 033 COUNTY/DISTRICT TECHNOLOGY	FTREAS FUND	13,039.46	TEXPOOL LOGIC TEXSTAR		13,039.46
2024 034 COURT REPORTER	TREAS FUND	35,186.80	TEXPOOL LOGIC TEXSTAR	10,311.76	45,498.56
2024 035 PERMANENT IMPROVEMENT	TREAS FUND	80,588.27	TEXPOOL LOGIC TEXSTAR STONE	2,083,597.74 938,135.35 1,195,346.12	4,297,667.48
2024 037 LAW ENFORCEMENT ED	TREAS FUND	19,087.37	TEXPOOL LOGIC TEXSTAR	11,593.99	30,681.36
2024 038 JP TECH	TREAS FUND	10,922.40	TEXPOOL LOGIC TEXSTAR	30,453.78	41,376.18
2024 040 LAW LIBRARY	TREAS FUND	30,410.16	TEXPOOL LOGIC TEXSTAR	127,876.44 78,198.63 20,239.34	256,724.57
2024 041 CC LIBRARY FUND	TREAS FUND	31,749.69	TEXPOOL LOGIC TEXSTAR	29,516.08 18,808.76 29,053.22	109,127.75
2024 042 CC HISTORICAL COMM.	TREAS FUND	2,717.03			2,717.03
2024 043 JP COURTHOUSE SECURITY	TREAS FUND	38,187.76	TEXPOOL LOGIC TEXSTAR	33,635.89	71,823.65
2024 044 COURTHOUSE SECURITY	TREAS FUND	3,701.04	TEXPOOL LOGIC TEXSTAR	132,269.95 101,793.07 107,154.76	344,918.82
2024 046 CHAPTER 19	TREAS FUND	.66-	TEXPOOL		.66-
2024 047 CC RECORDS MANAGEMENT	TREAS FUND	26,605.13	TEXPOOL		26,605.13
2024 048 COUNTY RECORDS MANAGEMENT	TREAS FUND	4,889.75	TEXPOOL LOGIC TEXSTAR	22,873.35	27,763.10
2024 049 CC RECORDS PRESERVATION	TREAS FUND	15,589.76	TEXPOOL LOGIC TEXSTAR	171,473.37	187,063.13
2024 050 DIST CLERK RECORDS MANAGEMENT	TREAS FUND	37,631.56	TEXPOOL LOGIC TEXSTAR	42,544.95	80,176.51
2024 051 DISTRICT CLERK ARCHIVE	TREAS FUND	30,958.95	TEXPOOL	4,638.35	

FUND NAME	CHECKING ACCOUNT	CHECKING AMOUNT	TDOA ACCOUNT	TDOA AMOUNT	FUND TOTAL
			LOGIC TEXSTAR		35,597.30
2024 052 COUNTY CLERK ARCHIVE FEE	TREAS FUND	26,294.81	TEXPOOL LOGIC TEXSTAR	84,511.08 83,814.01 72,824.06	267,443.96
2024 053 CA CHECK COLLECTING	TREAS FUND	3,789.10	TEXPOOL LOGIC TEXSTAR		3,789.10
2024 054 DA CHECK COLLECTING	TREAS FUND	3,825.92	TEXPOOL		3,825.92
2024 056 DISTRICT ATTY FORFEITURE	TREAS FUND	9,655.46	TEXPOOL LOGIC TEXSTAR	41,647.49 35,230.54	86,533.49
2024 057 D A SEIZURE FUND	TREAS FUND	212,795.90	TEXPOOL		212,795.90
2024 058 SHERIFF FORFEITURE	TREAS FUND	35,521.14	TEXPOOL LOGIC TEXSTAR	70,881.08 40,604.17	147,006.39
2024 059 JAIL COMMISSARY	TREAS FUND	28,955.62	TEXPOOL LOGIC TEXSTAR	91,896.85 47,811.86 79,273.13	247,937.46
2024 061 2004 GO REFUNDING DEBT SERVITREAS FUND	TREAS FUND	28,611.86	TEXPOOL LOGIC TEXSTAR	17,008.44 10,816.41 17,214.09	73,650.80
2024 088 STATE FEES	TREAS FUND	66,228.13	TEXPOOL LOGIC TEXSTAR	10,988.89	77,217.02
2024 090 OFFICER'S TRUST	TREAS FUND		TEXPOOL		
2024 091 LIBRARY TRUST - LIDDELL	TREAS FUND	1,817.48	CERT DEPOS	15,000.00	16,817.48
2024 092 LIBRARY TRUST - ROSENSTEIN	TREAS FUND	442.50	CERT DEPOS	19,000.00	19,442.50
2024 093 TAX ASSESSOR COLLECTOR ACCOU					
2024 094 COUNTY CLERK ACCOUNTS					
2024 095 DISTRICT CLERK ACCOUNTS					
2024 096 SHERIFF'S OFFICE ACCOUNTS					
2024 097 COUNTY ATTORNEY ACCOUNT					
2024 098 PAYROLL CLEARING	PAYROLL	2,823,492.46			2,823,492.46
2024 099 DISTRICT ATTORNEY RESTITUTIO					
2024 100 CHILD ABUSE PREVENTION FUND	TREAS FUND	529.87	TEXPOOL		529.87



FUND NAME	CHECKING ACCOUNT	CHECKING AMOUNT	TDOA ACCOUNT	TDOA AMOUNT	FUND TOTAL
2024 101 PRETRIAL DIVERSION	TREAS FUND	33,120.03	TEXPOOL LOGIC		33,120.03
2024 102 HOTEL OCCUPANCY TAX FUND	TREAS FUND	64,104.22	TEXPOOL LOGIC TEXSTAR	218,552.77 191,759.88 181,146.70	655,563.57
2024 103 HAVA GRANT FUND					
2024 104 AMERICAN RESCUE PROG GRANT	TREAS FUND	17,347.87	TEXPOOL LOGIC TEXSTAR	621,137.91 524,405.80 567,657.52	1,730,549.10
2024 105 JUNIOR EMS PROGRAM	TREAS FUND	569.97			569.97
2024 106 PAUPERS CEMETERY	TREAS FUND	7,087.09			7,087.09
2024 107 OPIOID SETTLEMENT FUNDS	TREAS FUND	78,213.96	TEXPOOL LOGIC TEXSTAR		78,213.96
		-----		-----	-----
TOTAL		7,421,552.36		38,517,475.81	45,939,028.17

CHECK ACCOUNT	CHECK
ACCOUNT BALANCE - TREAS FUND	4,598,059.90
ACCOUNT BALANCE - PAYROLL	2,823,492.46
TOTAL	<hr/> 7,421,552.36

TDOA ACCOUNT	TDOA
ACCOUNT BALANCE - TEXPOOL	13,060,814.67
ACCOUNT BALANCE - LOGIC	9,432,442.13
ACCOUNT BALANCE - TEXSTAR	10,267,819.24
ACCOUNT BALANCE - T-BILLS	3,988,399.77
ACCOUNT BALANCE - CERT DEPOS	1,768,000.00
TOTAL	<hr/> 38,517,475.81

FUND NAME	***** MONTH TO DATE *****		***** YEAR TO DATE *****	
	REVENUES	EXPENSES	REVENUES	EXPENSES
2024 GENERAL	1,073,290.27	2,451,026.46	19,543,002.05	15,641,525.47
2024 ROAD & BRIDGE 1	41,135.20	151,701.99	2,348,271.82	1,313,478.35
2024 ROAD & BRIDGE 2	36,884.99	163,746.63	2,438,395.40	1,160,128.92
2024 ROAD & BRIDGE 3	38,291.74	170,016.56	2,243,464.42	1,714,262.44
2024 ROAD & BRIDGE 4	44,209.33	374,374.88	2,310,434.86	1,361,015.80
2024 FM & LATERAL	4,213.57	.00	38,897.13	89.17
2024 TJPC	31,161.00	36,529.87	336,161.17	227,562.20
2024 JUVENILE PROBATION	553.71	.00	4,298.55	.00
2024 JUVENILE PROB. IV-E	.63	.00	109.95	.00
2024 JUVENILE DELINQUENCY PREVNTN	124.26	.00	6,141.15	.00
2024 ADULT PROBATION	27,397.02	48,390.80	458,912.06	360,045.82
2024 COMMUNITY CORRECTIONS	.00	8,666.22	60,635.00	55,879.23
2024 CONTRACT ELECTIONS	398.72	.00	2,639.28	.00
2024 DISTRICT CLERK PRESERVATION	.00	.00	80.00	316,240.20
2024 COUNTY/DISTRICT TECHNOLOGY FUN	49.15	.00	1,053.35	1,270.00
2024 COURT REPORTER	1,645.49	1,150.86	13,190.36	3,260.63
2024 PERMANENT IMPROVEMENT	24,407.45	.00	796,429.65	8,200.00
2024 LAW ENFORCEMENT ED	111.09	2,590.00	16,883.53	3,070.00
2024 JP TECH	250.53	804.95	5,921.70	4,921.99
2024 LAW LIBRARY	3,207.40	587.10	25,171.69	4,081.74
2024 CC LIBRARY FUND	6,935.87	582.51	25,753.16	13,087.47
2024 CC HISTORICAL COMM.	8.03	.00	71.56	.00
2024 JP COURTHOUSE SECURITY	283.15	.00	7,263.71	439.47
2024 COURTHOUSE SECURITY	2,867.56	16,556.53	26,002.27	32,946.05
2024 CHAPTER 19	164.45	54.82	1,000.39	1,001.05
2024 CC RECORDS MANAGEMENT	648.09	.00	6,408.88	.00

FUND NAME	***** MONTH TO DATE ***** REVENUES	***** EXPENSES	***** YEAR TO DATE ***** REVENUES	***** EXPENSES
2024 COUNTY RECORDS MANAGEMENT	208.93	.00	1,802.45	1,694.00
2024 CC RECORDS PRESERVATION	8,919.61	.00	63,786.34	.00
2024 DIST CLERK RECORDS MANAGEMENT	1,598.29	.00	14,158.29	.00
2024 DISTRICT CLERK ARCHIVE	112.36	.00	1,057.32	.00
2024 COUNTY CLERK ARCHIVE FEE	8,810.74	7,172.00	64,345.12	51,063.00
2024 CA CHECK COLLECTING	1,147.50	.00	4,349.00	1,536.08
2024 DA CHECK COLLECTING	3,000.00	.00	3,300.00	.00
2024 DISTRICT ATTY FORFEITURE	374.68	500.00	4,511.71	13,506.00
2024 D A SEIZURE FUND	1,226.00	.00	6,658.00	.00
2024 SHERIFF FORFEITURE	603.94	1,000.00	20,990.18	7,234.24
2024 JAIL COMMISSARY	4,212.04	2,065.99	34,272.09	7,312.06
2024 2004 GO REFUNDING DEBT SERVICE	2,242.18	.00	269,092.91	776,475.00
2024 STATE FEES	.00	.00	.00	.00
2024 OFFICER'S TRUST	.00	.00	.00	.00
2024 LIBRARY TRUST - LIDDELL	5.28	.00	237.59	.00
2024 LIBRARY TRUST - ROSENSTEIN	1.30	.00	142.70	.00
2024 TAX ASSESSOR COLLECTOR ACCOUNT	.00	.00	.00	.00
2024 COUNTY CLERK ACCOUNTS	.00	.00	704.24	.00
2024 DISTRICT CLERK ACCOUNTS	.00	.00	266.57	.00
2024 SHERIFF'S OFFICE ACCOUNTS	.00	.00	.00	.00
2024 COUNTY ATTORNEY ACCOUNT	.00	.00	.00	.00
2024 DISTRICT ATTORNEY RESTITUTION	.00	.00	.00	.00
2024 CHILD ABUSE PREVENTION FUND	1.56	.00	18.74	.00
2024 PRETRIAL DIVERSION	700.00	.00	11,500.00	.00
2024 HOTEL OCCUPANCY TAX FUND	31,008.01	100,000.00	207,977.66	276,010.00
2024 HAVA GRANT FUND	.00	.00	.00	.00

FUND NAME	***** MONTH TO DATE *****		***** YEAR TO DATE *****	
	REVENUES	EXPENSES	REVENUES	EXPENSES
2024 AMERICAN RESCUE PROG GRANT	7,742.65	13,829.76	76,985.02	222,236.99
2024 JUNIOR EMS PROGRAM	.00	.00	.00	.00
2024 PAUPERS CEMETERY	.00	.00	120.00	.00
2024 OPIOID SETTLEMENT FUNDS	226.33	.00	14,012.09	.00
	-----	-----	-----	-----
TOTAL	1,410,380.10	3,551,347.93	31,516,881.11	23,579,573.37

ACCOUNT NAME	BEGINNING CASH BALANCE	CASH RECEIPTS	CASH DISBURSEMENTS	ENDING CASH BALANCE
2024 001 GENERAL				
CASH - GENERAL FUND	3,969,718.02	1,683,327.07	3,130,473.08-	2,522,572.01
CASH ON HAND	14,121.51	.00	.00	14,121.51
CASH INVESTED - TEXPOOL	5,238,863.52	23,653.63	.00	5,262,517.15
CASH INVESTED - LOGIC	3,760,659.00	17,313.86	.00	3,777,972.86
CASH INVESTED - TEXSTAR	4,086,204.86	18,420.60	.00	4,104,625.46
CASH INVESTED - STONE CASTLE	.00	.00	.00	.00
T-BILLS - INVESTMENTS	3,494,548.47	493,851.30	.00	3,988,399.77
CASH INVESTMENT-CD	2,226,000.00	.00	492,000.00-	1,734,000.00
FUND TOTALS	<u>22,790,115.38</u>	<u>2,236,566.46</u>	<u>3,622,473.08-</u>	<u>21,404,208.76</u>
2024 011 ROAD & BRIDGE 1				
CASH - ROAD & BRIDGE # 1	430,644.33	33,185.85	155,951.04-	307,879.14
CASH INVESTED - TEXPOOL	887,376.37	4,006.50	.00	891,382.87
CASH INVESTED - LOGIC	790,287.97	3,638.44	.00	793,926.41
CASH INVESTED - TEXSTAR	1,010,089.55	4,553.46	.00	1,014,643.01
T-BILL INVESTMENTS	.00	.00	.00	.00
FUND TOTALS	<u>3,118,398.22</u>	<u>45,384.25</u>	<u>155,951.04-</u>	<u>3,007,831.43</u>
2024 012 ROAD & BRIDGE 2				
CASH - ROAD & BRIDGE # 2	589,194.86	35,009.31	364,168.84-	260,035.33
CASH INVESTED - TEXPOOL	430,934.29	202,499.28	.00	633,433.57
CASH INVESTED - LOGIC	554,661.77	2,553.66	.00	557,215.43
CASH INVESTED - TEXSTAR	524,901.06	2,366.27	.00	527,267.33
T-BILL INVESTMENTS	.00	.00	.00	.00
FUND TOTALS	<u>2,099,691.98</u>	<u>242,428.52</u>	<u>364,168.84-</u>	<u>1,977,951.66</u>
2024 013 ROAD & BRIDGE 3				
CASH - ROAD & BRIDGE # 3	354,748.33	35,430.72	176,611.91-	213,567.14
CASH INVESTED - TEXPOOL	761,357.98	3,437.54	.00	764,795.52
CASH INVESTED - LOGIC	645,630.82	2,972.47	.00	648,603.29
CASH INVESTED - TEXSTAR	675,768.61	3,046.36	.00	678,814.97
T-BILL INVESTMENTS	.00	.00	.00	.00
FUND TOTALS	<u>2,437,505.74</u>	<u>44,887.09</u>	<u>176,611.91-</u>	<u>2,305,780.92</u>
2024 014 ROAD & BRIDGE 4				
CASH - ROAD & BRIDGE # 4	371,202.01	283,887.91	379,895.91-	275,194.01
CASH INVESTED - TEXPOOL	1,272,889.08	5,266.43	150,000.00-	1,128,155.51
CASH INVESTED - LOGIC	1,203,248.12	5,212.99	100,000.00-	1,108,461.11
CASH INVESTED - TEXSTAR	1,189,672.53	5,363.03	.00	1,195,035.56
T-BILL INVESTMENTS	.00	.00	.00	.00
FUND TOTALS	<u>4,037,011.74</u>	<u>299,730.36</u>	<u>629,895.91-</u>	<u>3,706,846.19</u>
2024 019 FM & LATERAL				
CASH - F M & LATERAL	34,621.54	141.75	.00	34,763.29
CASH INVESTED	301,682.91	1,362.12	.00	303,045.03
CASH INVESTED - LOGIC	306,777.51	1,412.40	.00	308,189.91
CASH INVESTED - TEXSTAR	287,777.17	1,297.30	.00	289,074.47
T-BILL INVESTMENT	.00	.00	.00	.00
FUND TOTALS	<u>930,859.13</u>	<u>4,213.57</u>	<u>.00</u>	<u>935,072.70</u>
2024 020 TJPC				
CASH - T.J.P.C.	113,967.84	33,883.68	39,252.55-	108,598.97
CASH INVESTED	.00	.00	.00	.00
CASH INVESTED - LOGIC	.00	.00	.00	.00
CASH INVESTED - TEXSTAR	.00	.00	.00	.00

ACCOUNT NAME	BEGINNING CASH BALANCE	CASH RECEIPTS	CASH DISBURSEMENTS	ENDING CASH BALANCE
FUND TOTALS	113,967.84	33,883.68	39,252.55-	108,598.97
2024 022 JUVENILE PROBATION				
CASH - JUV. PROB. DIV	83,976.25	553.71	.00	84,529.96
INVESTMENTS	.00	.00	.00	.00
FUND TOTALS	83,976.25	553.71	.00	84,529.96
2024 023 JUVENILE PROB. IV-E				
CASH - IV-E	219.27	.63	.00	219.90
CASH INVESTED	.00	.00	.00	.00
CASH INVESTED - LOGIC	.00	.00	.00	.00
CASH INVESTED - TEXSTAR	.00	.00	.00	.00
FUND TOTALS	219.27	.63	.00	219.90
2024 024 JUVENILE DELINQUENCY PREVNTN				
CASH - JUVENILE DELINQUENCY PR	41,871.63	124.26	.00	41,995.89
INVESTMENTS	.00	.00	.00	.00
CASH INVESTED - LOGIC	.00	.00	.00	.00
CASH INVESTED - TEXSTAR	.00	.00	.00	.00
FUND TOTALS	41,871.63	124.26	.00	41,995.89
2024 028 ADULT PROBATION				
CASH - ADULT PROBATION	51,248.50	27,634.89	51,450.46-	27,432.93
CASH ON HAND	75.00	.00	.00	75.00
CASH INVESTED - TEXPOOL	241,856.23	1,091.98	.00	242,948.21
CASH INVESTED - LOGIC	143,162.18	659.11	.00	143,821.29
CASH INVESTED - TEXSTAR	187,603.80	845.70	.00	188,449.50
FUND TOTALS	623,945.71	30,231.68	51,450.46-	602,726.93
2024 029 COMMUNITY CORRECTIONS				
CASH - COMMUNITY CORRECTI	13,421.99	1,215.17	9,881.39-	4,755.77
INVESTMENTS	.00	.00	.00	.00
CASH INVESTED - LOGIC	.00	.00	.00	.00
FUND TOTALS	13,421.99	1,215.17	9,881.39-	4,755.77
2024 031 CONTRACT ELECTIONS				
CASH - CONTRACT ELECTIONS	32,937.76	398.72	.00	33,336.48
CASH INVESTED - TEXPOOL	.00	.00	.00	.00
CASH INVESTED - LOGIC	.00	.00	.00	.00
FUND TOTALS	32,937.76	398.72	.00	33,336.48
2024 032 DISTRICT CLERK PRESERVATION				
CASH - DISTRICT CLERK PRESVATI	316,996.32-	.00	.00	316,996.32-
INVESTMENTS	.00	.00	.00	.00
CASH INVESTED - LOGIC	.00	.00	.00	.00
CASH INVESTED - TEXSTAR	.00	.00	.00	.00
FUND TOTALS	316,996.32-	.00	.00	316,996.32-
2024 033 COUNTY/DISTRICT TECHNOLOGY FUN				
CASH - COUNTY/DISTRICT TECH	12,990.31	49.15	.00	13,039.46
INVESTMENTS	.00	.00	.00	.00
CASH INVESTED - LOGIC	.00	.00	.00	.00
CASH INVESTED - TEXSTAR	.00	.00	.00	.00
FUND TOTALS	12,990.31	49.15	.00	13,039.46
2024 034 COURT REPORTER				
CASH -COURT REPORTER FUND	34,738.52	1,790.81	1,342.53-	35,186.80

ACCOUNT NAME	BEGINNING CASH BALANCE	CASH RECEIPTS	CASH DISBURSEMENTS	ENDING CASH BALANCE
INVESTMENTS	10,265.41	46.35	.00	10,311.76
CASH INVESTED - LOGIC	.00	.00	.00	.00
CASH INVESTED - TEXSTAR	.00	.00	.00	.00
FUND TOTALS	<u>45,003.93</u>	<u>1,837.16</u>	<u>1,342.53-</u>	<u>45,498.56</u>
2024 035 PERMANENT IMPROVEMENT				
CASH - PERMANENT IMPROVEM	125,002.90	5,585.37	50,000.00-	80,588.27
CASH INVESTED - TEXPOOL	2,074,232.54	9,365.20	.00	2,083,597.74
CASH INVESTED - LOGIC	884,042.93	54,092.42	.00	938,135.35
CASH INVESTED - TEXSTAR	1,189,981.66	5,364.46	.00	1,195,346.12
STONE CASTLE	.00	.00	.00	.00
T-BILL INVESTMENTS	.00	.00	.00	.00
FUND TOTALS	<u>4,273,260.03</u>	<u>74,407.45</u>	<u>50,000.00-</u>	<u>4,297,667.48</u>
2024 037 LAW ENFORCEMENT ED				
CASH - LAW ENFORCEMENT ED	21,618.36	59.01	2,590.00-	19,087.37
CASH INVESTED	11,541.91	52.08	.00	11,593.99
CASH INVESTED - LOGIC	.00	.00	.00	.00
CASH INVESTED - TEXSTAR	.00	.00	.00	.00
FUND TOTALS	<u>33,160.27</u>	<u>111.09</u>	<u>2,590.00-</u>	<u>30,681.36</u>
2024 038 JP TECH				
CASH - J P TECH FUND	11,613.69	113.66	804.95-	10,922.40
INVESTMENTS	30,316.91	136.87	.00	30,453.78
CASH INVESTED - LOGIC	.00	.00	.00	.00
CASH INVESTED - TEXSTAR	.00	.00	.00	.00
FUND TOTALS	<u>41,930.60</u>	<u>250.53</u>	<u>804.95-</u>	<u>41,376.18</u>
2024 040 LAW LIBRARY				
CASH - LAW LIBRARY	28,813.89	2,183.37	587.10-	30,410.16
CASH INVESTED	127,301.64	574.80	.00	127,876.44
CASH INVESTED - LOGIC	77,840.24	358.39	.00	78,198.63
CASH INVESTED - TEXSTAR	20,148.50	90.84	.00	20,239.34
FUND TOTALS	<u>254,104.27</u>	<u>3,207.40</u>	<u>587.10-</u>	<u>256,724.57</u>
2024 041 CC LIBRARY FUND				
CASH - COOKE COUNTY LIBRA	25,745.62	6,586.58	582.51-	31,749.69
CASH INVESTED	29,383.36	132.72	.00	29,516.08
CASH INVESTED - LOGIC	18,722.56	86.20	.00	18,808.76
CASH INVESTED - TEXSTAR	28,922.85	130.37	.00	29,053.22
T-BILL INVESTMENTS	.00	.00	.00	.00
FUND TOTALS	<u>102,774.39</u>	<u>6,935.87</u>	<u>582.51-</u>	<u>109,127.75</u>
2024 042 CC HISTORICAL COMM.				
CASH - COOKE CO. HISTORIC	2,709.00	8.03	.00	2,717.03
FUND TOTALS	<u>2,709.00</u>	<u>8.03</u>	<u>.00</u>	<u>2,717.03</u>
2024 043 JP COURTHOUSE SECURITY				
CASH - JP COURTHOUSE SECURITY	38,055.82	131.94	.00	38,187.76
CASH INVESTED	33,484.68	151.21	.00	33,635.89
CASH INVESTED - LOGIC	.00	.00	.00	.00
CASH INVESTED - TEXSTAR	.00	.00	.00	.00
FUND TOTALS	<u>71,540.50</u>	<u>283.15</u>	<u>.00</u>	<u>71,823.65</u>
2024 044 COURTHOUSE SECURITY				
CASH - COURTHOUSE SECURIT	18,931.87	1,440.25	16,671.08-	3,701.04
CASH INVESTED	131,675.47	594.48	.00	132,269.95



ACCOUNT NAME	BEGINNING CASH BALANCE	CASH RECEIPTS	CASH DISBURSEMENTS	ENDING CASH BALANCE
CASH INVESTED - LOGIC	101,326.58	466.49	.00	101,793.07
CASH INVESTED - TEXSTAR	106,673.87	480.89	.00	107,154.76
FUND TOTALS	<u>358,607.79</u>	<u>2,982.11</u>	<u>16,671.08-</u>	<u>344,918.82</u>
2024 046 CHAPTER 19				
CASH - CHAPTER 19	110.29-	172.25	62.62-	.66-
INVESTMENTS	.00	.00	.00	.00
FUND TOTALS	<u>110.29-</u>	<u>172.25</u>	<u>62.62-</u>	<u>.66-</u>
2024 047 CC RECORDS MANAGEMENT				
CASH - CC RECORDS MANAGEMENT	25,957.04	648.09	.00	26,605.13
INVESTMENTS - TEXPOOL	.00	.00	.00	.00
FUND TOTALS	<u>25,957.04</u>	<u>648.09</u>	<u>.00</u>	<u>26,605.13</u>
2024 048 COUNTY RECORDS MANAGEMENT				
CASH - RECORDS MANAGEMENT	4,785.63	104.12	.00	4,889.75
CASH INVESTED - TEXPOOL	.00	.00	.00	.00
CASH INVESTED - LOGIC	22,768.54	104.81	.00	22,873.35
CASH INVESTED - TEXSTAR	.00	.00	.00	.00
FUND TOTALS	<u>27,554.17</u>	<u>208.93</u>	<u>.00</u>	<u>27,763.10</u>
2024 049 CC RECORDS PRESERVATION				
CASH - RECORDS PRESERVATN	57,440.89	8,148.87	50,000.00-	15,589.76
CASH INVESTED - TEXPOOL	170,702.63	770.74	.00	171,473.37
CASH INVESTED - LOGIC	.00	.00	.00	.00
CASH INVESTED - TEXSTAR	.00	.00	.00	.00
FUND TOTALS	<u>228,143.52</u>	<u>8,919.61</u>	<u>50,000.00-</u>	<u>187,063.13</u>
2024 050 DIST CLERK RECORDS MANAGEMENT				
CASH - D C RECORDS MANAGEMENT	61,224.49	1,407.07	25,000.00-	37,631.56
CASH INVESTED	42,353.73	191.22	.00	42,544.95
CASH INVESTED - LOGIC	.00	.00	.00	.00
CASH INVESTED - TEXSTAR	.00	.00	.00	.00
FUND TOTALS	<u>103,578.22</u>	<u>1,598.29</u>	<u>25,000.00-</u>	<u>80,176.51</u>
2024 051 DISTRICT CLERK ARCHIVE				
DISTRICT CLERK ARCHIVE	30,867.36	91.59	.00	30,958.95
INVESTMENTS	4,617.58	20.77	.00	4,638.35
CASH INVESTED - LOGIC	.00	.00	.00	.00
CASH INVESTED - TEXSTAR	.00	.00	.00	.00
FUND TOTALS	<u>35,484.94</u>	<u>112.36</u>	<u>.00</u>	<u>35,597.30</u>
2024 052 COUNTY CLERK ARCHIVE FEE				
CASH -RECORDS ARCHIVE	25,746.86	7,719.95	7,172.00-	26,294.81
INVESTMENTS	84,131.23	379.85	.00	84,511.08
CASH INVESTED - LOGIC	83,429.89	384.12	.00	83,814.01
CASH INVESTED - TEXSTAR	72,497.24	326.82	.00	72,824.06
FUND TOTALS	<u>265,805.22</u>	<u>8,810.74</u>	<u>7,172.00-</u>	<u>267,443.96</u>
2024 053 CA CHECK COLLECTING				
CASH - CHECK COLLECTING &	2,641.60	1,147.50	.00	3,789.10
CASH INVESTED	.00	.00	.00	.00
CASH INVESTED - LOGIC	.00	.00	.00	.00
CASH INVESTED - TEXSTAR	.00	.00	.00	.00
FUND TOTALS	<u>2,641.60</u>	<u>1,147.50</u>	<u>.00</u>	<u>3,789.10</u>
2024 054 DA CHECK COLLECTING				
CASH - DA CHECK COLLECTING	825.92	3,000.00	.00	3,825.92

ACCOUNT NAME	BEGINNING CASH BALANCE	CASH RECEIPTS	CASH DISBURSEMENTS	ENDING CASH BALANCE
CASH INVESTED	.00	.00	.00	.00
FUND TOTALS	825.92	3,000.00	.00	3,825.92
2024 056 DISTRICT ATTY FORFEITURE				
CASH - D.A. FORFEITURE FU	10,129.42	26.04	500.00-	9,655.46
CASH INVESTED - TEXPOOL	41,460.30	187.19	.00	41,647.49
CASH INVESTED - LOGIC	35,069.09	161.45	.00	35,230.54
CASH INVESTED - TEXSTAR	.00	.00	.00	.00
FUND TOTALS	86,658.81	374.68	500.00-	86,533.49
2024 057 D A SEIZURE FUND				
CASH - SEIZURE-LAW	211,569.90	1,226.00	.00	212,795.90
INVESTMENTS	.00	.00	.00	.00
FUND TOTALS	211,569.90	1,226.00	.00	212,795.90
2024 058 SHERIFF FORFEITURE				
CASH- SHERIFF FORFEITURE	36,421.89	99.25	1,000.00-	35,521.14
INVESTMENTS	70,562.46	318.62	.00	70,881.08
CASH INVESTED - LOGIC	40,418.10	186.07	.00	40,604.17
CASH INVESTED - TEXSTAR	.00	.00	.00	.00
FUND TOTALS	147,402.45	603.94	1,000.00-	147,006.39
2024 059 JAIL COMMISSARY				
CASH - JAIL COMMISSARY	42,797.56	3,224.05	17,065.99-	28,955.62
CASH INVESTED - TEXPOOL	91,483.75	413.10	.00	91,896.85
CASH INVESTED - LOGIC	47,592.74	219.12	.00	47,811.86
CASH INVESTED - TEXSTAR	78,917.36	355.77	.00	79,273.13
FUND TOTALS	260,791.41	4,212.04	17,065.99-	247,937.46
2024 061 2004 GO REFUNDING DEBT SERVICE				
CASH - 2004 GO REFUNDING D/S	26,572.98	2,038.88	.00	28,611.86
CASH INVESTED - TEXPOOL	16,931.96	76.48	.00	17,008.44
CASH INVESTED - LOGIC	10,766.83	49.58	.00	10,816.41
CASH INVESTED - TEXSTAR	17,136.85	77.24	.00	17,214.09
T-BILL INVESTMENTS	.00	.00	.00	.00
FUND TOTALS	71,408.62	2,242.18	.00	73,650.80
2024 088 STATE FEES				
CASH - STATE FEES	27,158.44	39,119.02	49.33-	66,228.13
CASH INVESTED	10,939.56	49.33	.00	10,988.89
CASH INVESTED - LOGIC	.00	.00	.00	.00
CASH INVESTED - TEXSTAR	.00	.00	.00	.00
FUND TOTALS	38,098.00	39,168.35	49.33-	77,217.02
2024 090 OFFICER'S TRUST				
CASH-OFFICERS TRUST	.00	.00	.00	.00
CASH INVESTED	.00	.00	.00	.00
CASH INVESTED - LOGIC	.00	.00	.00	.00
FUND TOTALS	.00	.00	.00	.00
2024 091 LIBRARY TRUST - LIDDELL				
CASH-LIBRARY TRUST/LIDDELL	1,812.20	5.28	.00	1,817.48
CD INVESTMENT	15,000.00	.00	.00	15,000.00
FUND TOTALS	16,812.20	5.28	.00	16,817.48
2024 092 LIBRARY TRUST - ROSENSTEIN				
CASH-LIBRARY TRUST/ROSENSTEIN	441.20	1.30	.00	442.50

ACCOUNT NAME	BEGINNING CASH BALANCE	CASH RECEIPTS	CASH DISBURSEMENTS	ENDING CASH BALANCE
CD INVESTMENT	19,000.00	.00	.00	19,000.00
FUND TOTALS	<u>19,441.20</u>	<u>1.30</u>	<u>.00</u>	<u>19,442.50</u>
2024 093 TAX ASSESSOR COLLECTOR ACCOUNT				
CASH - TAC PWL-BOAT SALES TAX	101,206.18	.00	.00	101,206.18
CASH - TAC CREDIT CARDS	.00	.00	.00	.00
CASH - TAC TX DOT/COUNTY-STATE	96,350.35	.00	.00	96,350.35
CASH - TAC IRP ACCOUNT	5,025.19	.00	.00	5,025.19
CASH - TAC IVTRS ACCOUNT	17,787.05	.00	.00	17,787.05
CASH - TAC SALES TAX FUND-MVD	134,810.00	.00	.00	134,810.00
CASH - TAC PWL-BOAT TITLE-REG	2,475.00	.00	.00	2,475.00
CSH - TAC BEVERAGE-VOTER REG	605.00	.00	.00	605.00
FUND TOTALS	<u>358,258.77</u>	<u>.00</u>	<u>.00</u>	<u>358,258.77</u>
2024 094 COUNTY CLERK ACCOUNTS				
CASH - COUNTY CLERK BONDS	74,900.00	.00	.00	74,900.00
CASH - COUNTY CLERK REGISTRY	2,255,117.00	.00	.00	2,255,117.00
CASH INVESTMENT - CD	59,766.27	.00	.00	59,766.27
FUND TOTALS	<u>2,389,783.27</u>	<u>.00</u>	<u>.00</u>	<u>2,389,783.27</u>
2024 095 DISTRICT CLERK ACCOUNTS				
CASH - DISTRICT CLERK BOND	159,500.00	.00	.00	159,500.00
CASH - DISTRICT CLERK REGISTRY	1,316,233.36	.00	.00	1,316,233.36
CASH INVESTMENT - CD	67,965.80	.00	.00	67,965.80
FUND TOTALS	<u>1,543,699.16</u>	<u>.00</u>	<u>.00</u>	<u>1,543,699.16</u>
2024 096 SHERIFF'S OFFICE ACCOUNTS				
CASH - SHERIFF'S BOND ACCOUNT	10,500.00	.00	.00	10,500.00
CASH - INMATE TRUST FUND	21,735.41	.00	.00	21,735.41
FUND TOTALS	<u>32,235.41</u>	<u>.00</u>	<u>.00</u>	<u>32,235.41</u>
2024 097 COUNTY ATTORNEY ACCOUNT				
CASH - CNTY ATTORNEY HOT CHECK	537.00	.00	.00	537.00
COUNTY ATTORNEY - RESTITUTION	.00	.00	.00	.00
FUND TOTALS	<u>537.00</u>	<u>.00</u>	<u>.00</u>	<u>537.00</u>
2024 098 PAYROLL CLEARING				
CASH - PAYROLL CLEARING	756,223.71	2,067,268.75	.00	2,823,492.46
INVESTMENTS	.00	.00	.00	.00
FUND TOTALS	<u>756,223.71</u>	<u>2,067,268.75</u>	<u>.00</u>	<u>2,823,492.46</u>
2024 099 DISTRICT ATTORNEY RESTITUTION				
CASH - DISTRICT ATTORNEY RESTI	.00	.00	.00	.00
FUND TOTALS	<u>.00</u>	<u>.00</u>	<u>.00</u>	<u>.00</u>
2024 100 CHILD ABUSE PREVENTION FUND				
CASH-CHILD ABUSE PREVENTION	528.31	1.56	.00	529.87
CASH INVESTED	.00	.00	.00	.00
FUND TOTALS	<u>528.31</u>	<u>1.56</u>	<u>.00</u>	<u>529.87</u>
2024 101 PRETRIAL DIVERSION				
CASH-PRETRIAL DIVERSION	32,420.03	700.00	.00	33,120.03
CASH INVESTED - TEXPOOL	.00	.00	.00	.00
CASH INVESTED - LOGIC	.00	.00	.00	.00
FUND TOTALS	<u>32,420.03</u>	<u>700.00</u>	<u>.00</u>	<u>33,120.03</u>
2024 102 HOTEL OCCUPANCY TAX FUND				
CASH - HOTEL OCCUPANCY TAX	36,132.34	127,971.88	100,000.00-	64,104.22

ACCOUNT NAME	BEGINNING CASH BALANCE	CASH RECEIPTS	CASH DISBURSEMENTS	ENDING CASH BALANCE
CASH INVESTED - TEXPOOL	267,403.71	1,149.06	50,000.00-	218,552.77
CASH INVESTED - LOGIC	190,881.07	878.81	.00	191,759.88
CASH INVESTED - TEXSTAR	230,138.44	1,008.26	50,000.00-	181,146.70
FUND TOTALS	<u>724,555.56</u>	<u>131,008.01</u>	<u>200,000.00-</u>	<u>655,563.57</u>
2024 103 HAVA GRANT FUND				
CASH - HAVA GRANT FUND	.00	.00	.00	.00
CASH INVESTED - TEXPOOL	.00	.00	.00	.00
CASH INVESTED - LOGIC	.00	.00	.00	.00
CASH INVESTED - TEXSTAR	.00	.00	.00	.00
FUND TOTALS	<u>.00</u>	<u>.00</u>	<u>.00</u>	<u>.00</u>
2024 104 AMERICAN RESCUE PROG GRANT				
CASH - AMERICAN RESCUE PROG GR	31,177.63	1,065.42	14,895.18-	17,347.87
CASH INVESTED - TEXPOOL	618,346.05	2,791.86	.00	621,137.91
CASH INVESTED - LOGIC	522,002.53	2,403.27	.00	524,405.80
CASH INVESTED - TEXSTAR	565,110.00	2,547.52	.00	567,657.52
FUND TOTALS	<u>1,736,636.21</u>	<u>8,808.07</u>	<u>14,895.18-</u>	<u>1,730,549.10</u>
2024 105 JUNIOR EMS PROGRAM				
CASH - JUNIOR EMS PROGRAM	569.97	.00	.00	569.97
FUND TOTALS	<u>569.97</u>	<u>.00</u>	<u>.00</u>	<u>569.97</u>
2024 106 PAUPERS CEMETERY				
CASH - PAUPERS CEMETERY	7,087.09	.00	.00	7,087.09
FUND TOTALS	<u>7,087.09</u>	<u>.00</u>	<u>.00</u>	<u>7,087.09</u>
2024 107 OPIOID SETTLEMENT FUNDS				
CASH - OPIOID SETTLEMENT FUNDS	77,987.63	226.33	.00	78,213.96
CASH INVESTED	.00	.00	.00	.00
CASH INVESTED - LOGIC	.00	.00	.00	.00
CASH INVESTED - TEXSTAR	.00	.00	.00	.00
FUND TOTALS	<u>77,987.63</u>	<u>226.33</u>	<u>.00</u>	<u>78,213.96</u>
GRAND TOTALS	<u>50,405,592.46</u>	<u>5,310,154.30</u>	<u>5,438,008.47-</u>	<u>50,277,738.29</u>