



**MONTHLY REPORT**

**MARCH 2024**

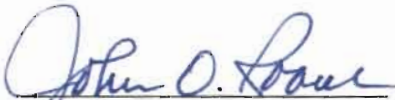
**PATTY BRENNAN**

**COOKE COUNTY TREASURER**


FINANCIAL REPORTS

April 22, 2024


In accordance with Local Government Code 114.026, this affidavit states the current cash and reports in the custody of the county treasurer as of the date of March 31, 2024.




John O. Roane,  
Cooke County Judge



Pam Harrison,  
Cooke County Clerk




Gary Hollowell,  
Commissioner Pct. #1



Jason Snuggs,  
Commissioner Pct. #2



Adam Arendt,  
Commission Pct. #3



Matt Sicking,  
Commissioner Pct. #4

AFFIDAVIT

STATE OF TEXAS

COUNTY OF COOKE

The members of the Commissioners' Court of Cooke County, Texas, state as follows:

The requirement of Subsection (C) of the Texas Local Government Code, §114.026 have been met for the term of March 2024. The amount of cash and other assets in the custody of the County Treasurer at the time of examination are:

Cash (includes on hand, money market accounts, and short-term investments) \$46,212,016.11

Other Assets (long term investments) \$ 0.00.

Sworn to and subscribed this 22<sup>nd</sup> day of April 2024.

John O. Roane  
John O. Roane, Cooke County Judge

Gary Hollowell  
Gary Hollowell, Commissioner, Pct 1

Jason Snuggs  
Jason Snuggs, Commissioner, Pct 2

Adam Arendt  
Adam Arendt, Commissioner, Pct 3

Matt Sicking  
Matt Sicking, Commissioner, Pct 4

ATTEST:

Pam Harrison  
Pam Harrison, County Clerk



PRIOR MONTH ENDING BANK STATEMENT BALANCE \$7,486,548.07 143  
 CLEARED DEPOSITS \$3,199,493.51 7  
 CLEARED ADDITIONS \$251,228.11 416  
 CLEARED CHECKS \$3,384,189.94- 5  
 CLEARED DEDUCTIONS \$234,215.28-

CURRENT MONTH ENDING BANK STATEMENT BALANCE \$7,318,864.47

CURRENT MONTH ENDING BANK STATEMENT BALANCE \$7,318,864.47 2  
 BANK STATEMENT DEPOSITS \$1,228.20  
 OUTSTANDING ADDITIONS \$.00  
 OUTSTANDING CHECKS \$870,928.78- 922  
 OUTSTANDING DEDUCTIONS \$.00

RECONCILED BOOK BALANCE \$6,449,163.89  
 ENDING STATEMENT DATE 03/31/2024 CLERK: PB

Security Description	Rate	Maturity Date	Original Face	Market Price	Haircut Required	CUSIP
<b>Pledge collateral As of 04/01/24</b>						
FEDERAL FARM CR BKS		09/10/2035	425,000.00	72.108581	110.0000	3133EL6C3
CONS BD 1.73%35	1.730000	09/10/2020	425,000.00	306,461.47		
FEDERAL FARM CR BKS		09/10/2035	2,640,000.00	72.108581	110.0000	3133EL6C3
CONS BD 1.73%35	1.730000	09/10/2020	2,640,000.00	1,903,666.54		
FEDERAL FARM CR BKS		05/14/2035	10,000,000.00	74.090274	110.0000	3133ELZB3
CONS BD 1.95%35	1.950000	05/14/2020	10,000,000.00	7,409,027.40		
FHLMC UMBS 30Y FIXED		02/01/2051	2,614,672.00	75.623405	110.0000	3133KLAL1
1.500 20510201	1.500000	01/01/2021	2,216,169.00	1,675,942.46		
FNMA MEGA ADJ SINGLE		09/01/2039	5,000,000.00	102.625753	110.0000	3138ESAM0
2.560 20390901	5.982000	02/01/2017	853,195.50	875,598.31		
FNMA UMBS INT 15 YEAR		03/01/2036	5,775,000.00	89.619180	110.0000	3140QHPU3
2.000 20360301	2.000000	03/01/2021	3,694,057.00	3,310,583.59		
<b>Totals</b>		<b>Original Face/Par</b>	<b>26,454,672.00</b>	<b>15,481,279.77</b>	<b>Market Value</b>	
<b>Deposit Information</b>		<b>Current Balance</b>	<b>03/29/2024</b>	<b>12,127,412.20</b>	<b>Minimum Coll.</b>	<b>13,048,585.45</b>
		<b>FDIC Insurance</b>		<b>265,061.79</b>	<b>Variance</b>	<b>118.64%</b>
		<b>Net Deposit</b>		<b>11,862,350.41</b>		

PAGE 1 03/29/24 19:13:13  
HOLDINGS BAPN032N  
CC1 PROD

FEDERAL RESERVE BANK PLEDGEE

DISTRB PT J1  
AS OF CLOSE OF BUSINESS 03-29-2024

PLEDGEE: COOKE COUNTY  
100 S. DIXON  
RM. 106

J7BM INSTITUTION ID: #J7BM

GAINESVILLE TX 76240

HOLDER : 082900432 - SIMMONS PB AR

RESP FRB:H2

ACCOUNT: J7BM - \*COOKE COUNTY

CUSIP #

BVF

PAR

BALANCE	BOOK VALUE	
3133ELZB3 1.95 FCOR 21-35 AN 05-14-35		1.0000000000
10,000,000.00	10,000,000.00	
3133EL6C3 1.73 FCOR 21-35 AX 09-10-35		1.0000000000
3,065,000.00	3,065,000.00	
3133KLAL1 FEPC 01.500 CLRA4511 02-01-51		0.8475896800
2,614,672.00	2,216,169.00	
3138ESAM0 FNAR XX.XXX WSAL9911 09-01-39		0.1706391000
5,000,000.00	853,195.50	
3140QHPU3 FNMS 02.000 CICA9434 03-01-36		0.6396635500
5,775,000.00	3,694,057.00	
		SUBTOTAL:
26,454,672.00	19,828,421.50	
		GRAND TOTAL:
26,454,672.00	19,828,421.50	

**INVESTMENTS-TEXPOOL**  
**PATTY BRENNAN, COOKE COUNTY TREASURER**  
**MARCH 2024**

ACCT NAME	BALANCE FORWARD	DEPOSITS	WITH-DRAWALS	CURRENT INTEREST	ENDING BALANCE
GENERAL	\$ 5,192,635.74	\$ -	\$ -	\$ 23,444.73	\$ 5,216,080.47
R & B -1	\$ 979,444.86	\$ -	\$ 100,000.00	\$ 4,072.43	\$ 883,517.29
R & B -2	\$ 527,030.40	\$ -	\$ 100,000.00	\$ 2,029.80	\$ 429,060.20
R & B -3	\$ 754,639.74	\$ -	\$ -	\$ 3,407.20	\$ 758,046.94
R & B -4	\$ 1,410,593.32	\$ -	\$ -	\$ 6,368.82	\$ 1,416,962.14
FM & L	\$ 299,020.81	\$ -	\$ -	\$ 1,350.12	\$ 300,370.93
STATE FUNDS	\$ 10,843.01	\$ -	\$ -	\$ 48.97	\$ 10,891.98
REC PRESV	\$ 99,601.48	\$ 20,000.00	\$ -	\$ 510.93	\$ 120,112.41
ADULT PROB	\$ 219,751.07	\$ 20,000.00	\$ -	\$ 1,053.35	\$ 240,804.42
COURT REP	\$ 10,174.79	\$ -	\$ -	\$ 45.93	\$ 10,220.72
PERM IMP	\$ 2,055,929.47	\$ -	\$ -	\$ 9,282.54	\$ 2,065,212.01
LAW ENFORCEMENT ED	\$ 11,440.09	\$ -	\$ -	\$ 51.68	\$ 11,491.77
JP-CH SECURITY	\$ 33,189.25	\$ -	\$ -	\$ 149.83	\$ 33,339.08
DIST CLK RECORDS MGMT	\$ 17,168.09	\$ -	\$ -	\$ 77.54	\$ 17,245.63
DIST CLK ARCHIVE	\$ 4,576.72	\$ -	\$ -	\$ 20.76	\$ 4,597.48
LAW LIBRARY	\$ 126,178.33	\$ -	\$ -	\$ 569.69	\$ 126,748.02
JP TECH	\$ 30,049.40	\$ -	\$ -	\$ 135.67	\$ 30,185.07
C H SECURITY	\$ 105,549.78	\$ 25,000.00	\$ -	\$ 553.06	\$ 131,102.84
LIBRARY	\$ 29,124.06	\$ -	\$ -	\$ 131.48	\$ 29,255.54
ARCHIVE	\$ 83,388.81	\$ -	\$ -	\$ 376.52	\$ 83,765.33
DIST ATTY FORFEITURE	\$ 41,094.42	\$ -	\$ -	\$ 185.55	\$ 41,279.97
SHERIFF FORFEITURE	\$ 69,939.82	\$ -	\$ -	\$ 315.79	\$ 70,255.61
JAIL COMMISSARY	\$ 90,676.50	\$ -	\$ -	\$ 409.42	\$ 91,085.92
2004 GO-REFUNDING	\$ 16,782.62	\$ -	\$ -	\$ 75.73	\$ 16,858.35
HOTEL/MOTEL TAX	\$ 289,866.82	\$ -	\$ -	\$ 1,308.76	\$ 291,175.58
AMERICAN RESCUE GRANT	\$ 761,825.99	\$ -	\$ -	\$ 3,439.64	\$ 765,265.63
<b>TOTAL: TREAS FUND</b>	<b>\$ 13,270,515.39</b>	<b>\$ 65,000.00</b>	<b>\$ 200,000.00</b>	<b>\$ 59,415.94</b>	<b>\$ 13,194,931.33</b>

YEAR - TO - DATE INTEREST	BAL FORWARD:	CURRENT INT.:	BALANCE:
	\$ 237,447.36	\$ 59,415.94	\$ 296,863.30

AVG. YEILD FOR MAR 2024                      5.32% MKT VALUE/ SHAR: \$                      1.00

**INVESTMENTS-TEX STAR**  
**PATTY BRENNAN, COOKE COUNTY TREASURER**  
**MARCH 2024**

ACCT NAME	BALANCE FORWARD	DEPOSITS	WITH-DRAWALS	CURRENT INTEREST	ENDING BALANCE
GENERAL	\$ 4,050,236.09	\$ -	\$ -	\$ 18,226.91	\$ 4,068,463.00
R & B -1	\$ 1,001,198.23	\$ -	\$ -	\$ 4,505.62	\$ 1,005,703.85
R & B -2	\$ 520,280.62	\$ -	\$ -	\$ 2,341.37	\$ 522,621.99
R & B -3	\$ 669,820.14	\$ -	\$ -	\$ 3,014.33	\$ 672,834.47
R & B -4	\$ 1,179,200.45	\$ -	\$ -	\$ 5,306.65	\$ 1,184,507.10
FM & L	\$ 285,243.99	\$ -	\$ -	\$ 1,283.66	\$ 286,527.65
ADULT PROBATION	\$ 165,981.27	\$ 20,000.00	\$ -	\$ 807.98	\$ 186,789.25
PERM IMP	\$ 1,079,651.10	\$ 100,000.00	\$ -	\$ 5,163.79	\$ 1,184,814.89
LAW LIBRARY	\$ -	\$ 20,000.00	\$ -	\$ 61.02	\$ 20,061.02
CC LIBRARY	\$ 28,668.29	\$ -	\$ -	\$ 129.00	\$ 28,797.29
COURTHOUSE SECURITY	\$ 105,734.88	\$ -	\$ -	\$ 475.83	\$ 106,210.71
ARCHIVE FEES	\$ 71,859.08	\$ -	\$ -	\$ 323.38	\$ 72,182.46
2012 GO REFUNDING	\$ 16,986.01	\$ -	\$ -	\$ 76.42	\$ 17,062.43
JAIL COMMISSARY	\$ 53,258.72	\$ 25,000.00	\$ -	\$ 315.98	\$ 78,574.70
HOTEL/MOTEL TAX	\$ 252,935.88	\$ -	\$ -	\$ 1,138.26	\$ 254,074.14
AMERICAN RESCUE GRANT	\$ 709,074.98	\$ -	\$ -	\$ 3,190.99	\$ 712,265.97
<b>TOTAL: TREAS FUND</b>	<b>\$ 10,190,129.73</b>	<b>\$ 165,000.00</b>	<b>\$ -</b>	<b>\$ 46,361.19</b>	<b>\$ 10,401,490.92</b>

YEAR - TO - DATE INTEREST	BAL FORWARD	CURRENT INT.	BALANCE
	\$ 174,969.54	\$ 46,361.19	\$ 221,330.73

AVG. YEILD FOR MAR 2024                      5.30%    MKT VALUE / SHARE \$                      1.00



**INVESTMENTS-LOGIC**  
**PATTY BRENNAN, COOKE COUNTY TREASURER**  
**MARCH 2024**

ACCT NAME	BALANCE FORWARD	DEPOSITS	WITH-DRAWALS	CURRENT INTEREST	ENDING BALANCE
GENERAL	\$ 3,726,551.71	\$ -	\$ -	\$ 17,323.17	\$ 3,743,874.88
R & B -1	\$ 833,068.28	\$ -	\$ 50,000.00	\$ 3,692.58	\$ 786,760.86
R & B -2	\$ 599,579.08	\$ -	\$ 50,000.00	\$ 2,607.20	\$ 552,186.28
R & B -3	\$ 639,775.26	\$ -	\$ -	\$ 2,974.05	\$ 642,749.31
R & B -4	\$ 1,192,335.27	\$ -	\$ -	\$ 5,542.67	\$ 1,197,877.94
FM & L	\$ 303,995.23	\$ -	\$ -	\$ 1,413.12	\$ 305,408.35
ADULT PROBATION	\$ 141,863.74	\$ -	\$ -	\$ 659.49	\$ 142,523.23
PERM IMP	\$ 826,411.95	\$ -	\$ -	\$ 3,841.65	\$ 830,253.60
LAW LIBRARY	\$ 77,134.25	\$ -	\$ -	\$ 358.59	\$ 77,492.84
COURTHOUSE SECURITY	\$ 100,407.60	\$ -	\$ -	\$ 466.75	\$ 100,874.35
CC LIBRARY	\$ 18,552.73	\$ -	\$ -	\$ 86.26	\$ 18,638.99
RECORDS MANAGEMENT	\$ 22,561.99	\$ -	\$ -	\$ 104.89	\$ 22,666.88
ARCHIVE FEES	\$ 82,673.20	\$ -	\$ -	\$ 384.33	\$ 83,057.53
DIST ATTY FORFEITURE	\$ 44,715.21	\$ -	\$ 10,000.00	\$ 197.32	\$ 34,912.53
SHERIFF FOREITURE	\$ 40,051.54	\$ -	\$ -	\$ 186.20	\$ 40,237.74
JAIL COMMISSARY	\$ 32,277.12	\$ -	\$ -	\$ 150.05	\$ 32,427.17
2012 GO REFUNDING	\$ 10,669.19	\$ -	\$ -	\$ 49.61	\$ 10,718.80
HOTEL TAX FUND	\$ 189,149.87	\$ -	\$ -	\$ 879.28	\$ 190,029.15
AMERICAN RESCUE GRANT	\$ 715,809.58	\$ -	\$ -	\$ 3,327.48	\$ 719,137.06
<b>TOTAL: TREAS FUND</b>	<b>\$ 9,597,582.80</b>	<b>\$ -</b>	<b>\$ 110,000.00</b>	<b>\$ 44,244.69</b>	<b>\$ 9,531,827.49</b>

YEAR - TO - DATE INTEREST	BAL FORWARD	CURRENT INT.	BALANCE
	\$ 170,902.96	\$ 44,244.69	\$ 215,147.65

AVG. YEILD FOR MAR 2024                      5.47%    MKT VALU/SHARE    \$            1.00

C.D. INVESTMENTS

-----

SIMMONS BANK

March 2024

<u>C.D.#</u>	<u>PURCHASE DATE</u>	<u>AMOUNT</u>	<u>MAT. DATE</u>
Library Liddell 2363	Jan 25, 2023	7,500.00	Jan 25, 2025
Library Liddell 2389	Jan 25, 2023	7,500.00	Jan 25, 2025
Library Rosenstein 5099	Dec 12, 2023	11,000.00	Dec 12, 2026
Library Rosenstein 8294	Mar 16, 2021	8,000.00	Mar 24, 2024
Library Rosenstein 8294	Mar 24, 2021	8,000.00	Mar 24, 2027

INT. EARNED MONTHLY:

2-Liddell CD's @ 2.25%  
Rosenstein #5099 CD @ 3.00%  
Rosenstein #8294 CD @ .60% through 03/24/2024  
Rosenstein #8294 CD @ 2.97% after 03/24/2024

Interest is deposited into the Treasurer's Fund quarterly.

THE FIRST STATE BANK

<u>C.D.#</u>	<u>PURCHASE DATE</u>	<u>AMOUNT</u>	<u>MAT. DATE</u>
GEN/7619049	Dec 17, 2022	250,000.00	Mar 17, 2024
GEN/**5466	Mar 18, 2024	250,000.00	Sept 18, 2024

INT. EARNED MONTHLY:

Gen CD @ 4.00 through March 17, 2024  
Gen CD @ 4.65 after March 17, 2024

Interest accrues monthly and is deposited monthly with depository bank into the Treasurer's Fund

Activity Type Date Receipt	Description Rate Security	Maturity	S/K Receipt(s)	Par/Shares Original Face Withholding	Interest/Dividend Net Amount
<b>Settled/Cleared Activity</b>					
<b>INTEREST</b>					
03/04/2024	WELLS FARGO BANK NATL ASSN			.00	.00
409007515	4.80 949764BP8	05/02/2025		.00	949.61
03/12/2024	FEDERAL HOME LOAN BANK			.00	.00
408003473	4.875 3130AWS92	09/12/2025		.00	29,927.08
03/12/2024	FIRST TECHNOLOGY FEDERAL CREDI			.00	.00
409007512	4.90 33715LFE5	05/12/2025		.00	969.39
03/14/2024	FEDERAL HOME LOAN BANK			.00	.00
409009681	5.125 3130AWT59	03/14/2025		.00	15,730.90
03/29/2024	HUGHES FED CR UN TUCSON ARIZ			.00	.00
409009682	4.60 444425AK8	01/29/2026		.00	910.04
03/29/2024	FIRST COMMERCE BANCORP INC			.00	.00
409009683	4.40 31985HCH7	01/30/2026		.00	-60.03
03/29/2024	FIRST COMMERCE BANCORP INC			.00	.00
409009683	4.40 31985HCH7	01/30/2026		.00	870.48
<b>Total</b>	<b>INTEREST</b>			<b>.00</b>	<b>.00</b>
					<b>49,297.47</b>
<b>Upcoming Activity</b>					
<b>INTEREST</b>					
04/02/2024	WELLS FARGO BANK NATL ASSN			.00	.00
409007515	4.80 949764BP8	05/02/2025		.00	1,015.10
04/12/2024	FIRST TECHNOLOGY FEDERAL CREDI			.00	.00
409007512	4.90 33715LFE5	05/12/2025		.00	1,036.25
04/29/2024	HUGHES FED CR UN TUCSON ARIZ			.00	.00
409009682	4.60 444425AK8	01/29/2026		.00	972.81
04/29/2024	FIRST COMMERCE BANCORP INC			.00	.00
409009683	4.40 31985HCH7	01/30/2026		.00	930.51

PNC and PNC Bank are registered marks of The PNC Financial Services Group, Inc. (PNC).  
PNC makes no representations as to the accuracy or completeness of the information herein.



COOKE COUNTY  
16960003

Activity Statement for Currency USD

03/01/2024 - 03/31/2024

Page 2

Activity Type	Description	Maturity	SK Receipt(s)	Par/Shares Original Face Withholding	Interest/Dividend Net Amount
Upcoming Activity					
INTEREST				.00	.00
Total	INTEREST			.00	3,954.67
				.00	3,954.67

PNC and PNC Bank are registered marks of The PNC Financial Services Group, Inc. (PNC).  
PNC makes no representations as to the accuracy or completeness of the information herein.



Security Receipt	Settlement Date	Trade Date	Cost Basis	Par/Shares Original Face	Description Rate, Maturity	Principal Cost Market Value	Date Priced
14042RQX2	04/27/2022	04/27/2022	100.000000	246,000.00	CAPITAL ONE NA CD	246,000.00	
409001972	05/05/2022	05/05/2022		.00	2.65, 05/06/2024	245,302.77	03/29/2024
14042TFT9	04/27/2022	04/27/2022	100.000000	246,000.00	CAPITAL ONE BANK USA NA CD	246,000.00	
409001971	05/05/2022	05/05/2022		.00	2.65, 05/06/2024	245,302.77	03/29/2024
3130AWS92	09/27/2023	09/27/2023	99.573600	1,000,000.00	FEDERAL HOME LOAN BANK	995,736.00	
408003473	10/03/2023	10/03/2023		.00	4.875, 09/12/2025	1,000,197.11	03/29/2024
3130AWT59	01/24/2024	01/24/2024	100.564100	500,000.00	FEDERAL HOME LOAN BANK	502,820.50	
409009681	01/26/2024	01/26/2024		.00	5.125, 03/14/2025	500,392.78	03/29/2024
3133ENZ94	09/27/2023	09/27/2023	99.185400	1,000,000.00	FEDERAL FARM CREDIT BANK	991,854.00	
408003472	10/03/2023	10/03/2023		.00	4.50, 11/18/2024	995,589.59	03/29/2024
31985HCH7	01/24/2024	01/24/2024	100.000000	249,000.00	FIRST COMMERCE BANCORP INC	249,000.00	
409009683	01/31/2024	01/31/2024		.00	INTEREST CD'S	246,909.22	03/29/2024
					4.40, 01/30/2026		
33715LFE5	04/26/2023	04/26/2023	100.000000	249,000.00	FIRST TECHNOLOGY FEDERAL CREDI	249,000.00	
409007512	05/12/2023	05/12/2023		.00	4.90, 05/12/2025	248,556.82	03/29/2024
444425AK8	01/24/2024	01/24/2024	100.000000	249,000.00	HUGHES FED CR UN TUCSON ARIZ	249,000.00	
409009682	01/29/2024	01/29/2024		.00	INTEREST CD'S	247,781.24	03/29/2024
					4.60, 01/29/2026		
61690U5F3	04/26/2023	04/26/2023	100.000000	244,000.00	MORGAN STANLEY BK N A	244,000.00	
409007513	05/03/2023	05/03/2023		.00	4.80, 05/05/2025	243,293.69	03/29/2024
61768ESV6	04/26/2023	04/26/2023	100.000000	244,000.00	MORGAN STANLEY PRIVATE BK NATL	244,000.00	
409007514	05/03/2023	05/03/2023		.00	4.80, 05/05/2025	243,293.69	03/29/2024
912797GK7	11/22/2023	11/22/2023	N/A	1,035,000.00	US TREASURY BILL	999,239.72	
472000147	11/28/2023	11/28/2023		.00	DI, 08/08/2024	1,015,997.30	03/29/2024
949764BP8	04/26/2023	04/26/2023	100.000000	249,000.00	WELLS FARGO BANK NATL ASSN	249,000.00	
409007515	05/02/2023	05/02/2023		.00	4.80, 05/02/2025	248,284.92	03/29/2024
<b>Total USD Par</b>				<b>5,511,000.00</b>	<b>Total USD Cost</b>	<b>5,465,650.22</b>	
<b>Total USD Original Face</b>				<b>5,511,000.00</b>	<b>Total USD Market Value</b>	<b>5,480,901.90</b>	

PNC and PNC Bank are registered marks of The PNC Financial Services Group, Inc. (PNC).  
PNC makes no representations as to the accuracy or completeness of the information herein.



COMBINED STATEMENT OF CASH POSITION FOR MARCH

FUND NAME	CHECKING ACCOUNT	CHECKING AMOUNT	TDOA ACCOUNT	TDOA AMOUNT	FUND TOTAL
2024 001 GENERAL	TREAS FUND	4,324,918.30	TEXPOOL LOGIC TEXSTAR T-BILLS CERT DEPOS	5,216,080.47 3,743,874.88 4,068,463.00 3,494,548.47 2,226,000.00	23,073,885.12
2024 011 ROAD & BRIDGE 1	TREAS FUND	336,613.83	TEXPOOL LOGIC TEXSTAR	883,517.29 786,760.86 1,005,703.85	3,012,595.83
2024 012 ROAD & BRIDGE 2	TREAS FUND	463,007.99	TEXPOOL LOGIC TEXSTAR	529,060.20 452,186.28 522,621.99	1,966,876.46
2024 013 ROAD & BRIDGE 3	TREAS FUND	429,134.12	TEXPOOL LOGIC TEXSTAR	758,046.94 642,749.31 672,834.47	2,502,764.84
2024 014 ROAD & BRIDGE 4	TREAS FUND	321,633.89	TEXPOOL LOGIC TEXSTAR	1,416,962.14 1,197,877.94 1,184,507.10	4,120,981.07
2024 019 FM & LATERAL	TREAS FUND	34,338.64	TEXPOOL LOGIC TEXSTAR	300,370.93 305,408.35 286,527.65	926,645.57
2024 020 TJPC	TREAS FUND	68,156.83	TEXPOOL LOGIC TEXSTAR TEXPOOL LOGIC TEXSTAR		68,156.83
2024 022 JUVENILE PROBATION	TREAS FUND	83,230.64	TEXPOOL LOGIC TEXSTAR		83,230.64
2024 023 JUVENILE PROB. IV-E	TREAS FUND	218.14	TEXPOOL LOGIC TEXSTAR		218.14
2024 024 JUVENILE DELINQUENCY PREVENTNTREAS FUND	TREAS FUND	41,642.96	TEXPOOL LOGIC TEXSTAR		41,642.96
2024 028 ADULT PROBATION	TREAS FUND	32,177.91	TEXPOOL LOGIC TEXSTAR	240,804.42 142,523.23 186,789.25	602,294.81
2024 029 COMMUNITY CORRECTIONS	TREAS FUND	19,360.03	TEXPOOL LOGIC		19,360.03
2024 031 CONTRACT ELECTIONS	TREAS FUND	31,381.22	TEXPOOL LOGIC		31,381.22
2024 032 DISTRICT CLERK PRESERVATION TREAS FUND	TREAS FUND	316,994.87-	TEXPOOL LOGIC TEXSTAR		316,994.87-

DATE	FUND NAME	CHECKING ACCOUNT	CHECKING AMOUNT	TDOA ACCOUNT	TDOA AMOUNT	FUND TOTAL
2024 033	COUNTY/DISTRICT TECHNOLOGY	TREAS FUND	14,161.91	TEXPOOL LOGIC TEXSTAR		14,161.91
2024 034	COURT REPORTER	TREAS FUND	33,103.17	TEXPOOL LOGIC TEXSTAR	10,220.72	43,323.89
2024 035	PERMANENT IMPROVEMENT	TREAS FUND	112,281.26	TEXPOOL LOGIC TEXSTAR STONE	2,065,212.01 830,253.60 1,184,814.89	4,192,561.76
2024 037	LAW ENFORCEMENT ED	TREAS FUND	21,953.34	TEXPOOL LOGIC TEXSTAR	11,491.77	33,445.11
2024 038	JP TECH	TREAS FUND	12,153.41	TEXPOOL LOGIC TEXSTAR	30,185.07	42,338.48
2024 040	LAW LIBRARY	TREAS FUND	26,882.54	TEXPOOL LOGIC TEXSTAR	126,748.02 77,492.84 20,061.02	251,184.42
2024 041	CC LIBRARY FUND	TREAS FUND	5,288.11	TEXPOOL LOGIC TEXSTAR	49,255.54 18,638.99 28,797.29	101,979.93
2024 042	CC HISTORICAL COMM.	TREAS FUND	2,694.88	TEXPOOL LOGIC TEXSTAR	33,339.08	2,694.88
2024 043	JP COURTHOUSE SECURITY	TREAS FUND	37,859.94	TEXPOOL LOGIC TEXSTAR	71,199.02	
2024 044	COURTHOUSE SECURITY	TREAS FUND	26,344.97	TEXPOOL LOGIC TEXSTAR	131,102.84 100,874.35 106,210.71	364,532.87
2024 046	CHAPTER 19	TREAS FUND	109.88-	TEXPOOL		109.88-
2024 047	CC RECORDS MANAGEMENT	TREAS FUND	25,370.74	TEXPOOL		25,370.74
2024 048	COUNTY RECORDS MANAGEMENT	TREAS FUND	4,668.04	TEXPOOL LOGIC TEXSTAR	22,666.88	27,334.92
2024 049	CC RECORDS PRESERVATION	TREAS FUND	69,163.47	TEXPOOL LOGIC TEXSTAR	100,112.41	169,275.88
2024 050	DIST CLERK RECORDS MANAGEMENT	TREAS FUND	59,307.89	TEXPOOL LOGIC TEXSTAR	17,245.63	76,553.52
2024 051	DISTRICT CLERK ARCHIVE	TREAS FUND	30,706.24	TEXPOOL	4,597.48	

FUND NAME	CHECKING ACCOUNT	CHECKING AMOUNT	TDOA ACCOUNT	TDOA AMOUNT	FUND TOTAL
2024 052 COUNTY CLERK ARCHIVE FEE	TREAS FUND	25,295.68	TEXPOOL LOGIC TEXSTAR	83,765.33 83,057.53 72,182.46	264,301.00
2024 053 CA CHECK COLLECTING	TREAS FUND	2,662.26	TEXPOOL LOGIC TEXSTAR		2,662.26
2024 054 DA CHECK COLLECTING	TREAS FUND	7,825.92	TEXPOOL		7,825.92
2024 056 DISTRICT ATTY FORFEITURE	TREAS FUND	8,681.98	TEXPOOL LOGIC TEXSTAR	41,279.97 34,912.53	84,874.48
2024 057 D A SEIZURE FUND	TREAS FUND	206,137.90	TEXPOOL		206,137.90
2024 058 SHERIFF FORFEITURE	TREAS FUND	25,538.86	TEXPOOL LOGIC TEXSTAR	70,255.61 40,237.74	136,032.21
2024 059 JAIL COMMISSARY	TREAS FUND	40,394.09	TEXPOOL LOGIC TEXSTAR	91,085.92 32,427.17 78,574.70	242,481.88
2024 061 2004 GO REFUNDING DEBT SERVITREAS FUND	TREAS FUND	21,402.88	TEXPOOL LOGIC TEXSTAR	16,858.35 10,718.80 17,062.43	66,042.46
2024 088 STATE FEES	TREAS FUND	93,726.25	TEXPOOL LOGIC TEXSTAR	10,891.98	104,618.23
2024 090 OFFICER'S TRUST	TREAS FUND		TEXPOOL		
2024 091 LIBRARY TRUST - LIDDELL	TREAS FUND	1,719.30	CERT DEPOS	15,000.00	16,719.30
2024 092 LIBRARY TRUST - ROSENSTEIN	TREAS FUND	439.17	CERT DEPOS	19,000.00	19,439.17
2024 093 TAX ASSESSOR COLLECTOR ACCOU					
2024 094 COUNTY CLERK ACCOUNTS					
2024 095 DISTRICT CLERK ACCOUNTS					
2024 096 SHERIFF'S OFFICE ACCOUNTS					
2024 097 COUNTY ATTORNEY ACCOUNT					
2024 098 PAYROLL CLEARING	PAYROLL	5,502,537.70			5,502,537.70
2024 099 DISTRICT ATTORNEY RESTITUTIO					
2024 100 CHILD ABUSE PREVENTION FUND TREAS FUND	TREAS FUND	524.54	TEXPOOL		524.54



DATE 04/11/2024 TIME 08:12

COMBINED STATEMENT OF CASH POSITION FOR MARCH

FUND NAME	CHECKING ACCOUNT	CHECKING AMOUNT	TDOA ACCOUNT	TDOA AMOUNT	FUND TOTAL
2024 101 PRETRIAL DIVERSION	TREAS FUND	30,720.03	TEXPOOL LOGIC		30,720.03
2024 102 HOTEL OCCUPANCY TAX FUND	TREAS FUND	54,155.27	TEXPOOL LOGIC	291,175.58	
			TEXSTAR	190,029.15	
				254,074.14	789,434.14
2024 103 HAVA GRANT FUND					
2024 104 AMERICAN RESCUE PROG GRANT	TREAS FUND	458,897.91-	TEXPOOL LOGIC	765,265.63	
			TEXSTAR	719,137.06	
				712,265.97	1,737,770.75
2024 105 JUNIOR EMS PROGRAM					
	TREAS FUND	569.97			569.97
2024 106 PAUPERS CEMETERY					
	TREAS FUND	7,087.09			7,087.09
2024 107 OPIOID SETTLEMENT FUNDS					
	TREAS FUND	65,402.41	TEXPOOL LOGIC		
			TEXSTAR		65,402.41
TOTAL		11,986,573.05		38,882,798.21	50,869,371.26

CHECK ACCOUNT

ACCOUNT BALANCE - TREAS FUND	6,484,035.35
ACCOUNT BALANCE - PAYROLL	5,502,537.70
TOTAL	<u>11,986,573.05</u>

CHECK

TOTAL 11,986,573.05

TDOA ACCOUNT

ACCOUNT BALANCE - TEXPOOL	13,294,931.33
ACCOUNT BALANCE - LOGIC	9,431,827.49
ACCOUNT BALANCE - TEXSTAR	10,401,490.92
ACCOUNT BALANCE - T-BILLS	3,494,548.47
ACCOUNT BALANCE - CERT DEPOS	2,260,000.00
TOTAL	<u>38,882,798.21</u>

TDOA

TOTAL 38,882,798.21

FUND NAME	***** MONTH REVENUES	TO DATE ***** EXPENSES	***** YEAR REVENUES	TO DATE ***** EXPENSES
2024 GENERAL	2,118,227.01	2,045,147.73	16,969,561.77	11,478,085.94
2024 ROAD & BRIDGE 1	127,870.45	270,807.72	2,117,493.67	1,077,935.80
2024 ROAD & BRIDGE 2	122,455.84	128,342.62	2,135,591.15	868,399.87
2024 ROAD & BRIDGE 3	160,244.55	155,948.37	2,137,117.22	1,411,036.27
2024 ROAD & BRIDGE 4	149,298.72	132,555.66	2,156,089.85	768,729.50
2024 FM & LATERAL	4,548.70	44.54	30,470.00	89.17
2024 TJPC	.00	22,913.90	230,977.17	162,820.34
2024 JUVENILE PROBATION	960.40	.00	2,999.23	.00
2024 JUVENILE PROB. IV-E	1.27	.00	108.19	.00
2024 JUVENILE DELINQUENCY PREVENTN	3,206.79	.00	5,788.22	.00
2024 ADULT PROBATION	88,584.90	41,111.84	374,666.09	276,381.97
2024 COMMUNITY CORRECTIONS	18,369.00	5,922.62	60,635.00	41,274.97
2024 CONTRACT ELECTIONS	183.50	.00	684.02	.00
2024 DISTRICT CLERK PRESERVATION	50.00	309,724.78	80.00	316,238.75
2024 COUNTY/DISTRICT TECHNOLOGY FUN	410.46	.00	905.80	.00
2024 COURT REPORTER	2,082.86	.00	9,666.28	1,911.22
2024 PERMANENT IMPROVEMENT	50,746.58	.00	741,323.93	8,200.00
2024 LAW ENFORCEMENT ED	8,969.14	15.00	16,632.28	55.00
2024 JP TECH	2,678.38	631.38	5,455.12	3,493.11
2024 LAW LIBRARY	3,686.42	587.10	18,457.34	2,907.54
2024 CC LIBRARY FUND	1,470.42	1,283.76	17,151.74	11,633.87
2024 CC HISTORICAL COMM.	15.74	.00	49.41	.00
2024 JP COURTHOUSE SECURITY	3,298.98	.00	6,639.08	439.47
2024 COURTHOUSE SECURITY	4,104.80	1,071.30	20,063.93	7,393.66
2024 CHAPTER 19	109.63	109.63	616.68	726.56
2024 CC RECORDS MANAGEMENT	1,815.03	.00	5,174.49	.00

FUND NAME	***** MONTH TO DATE ***** REVENUES	***** YEAR TO DATE ***** REVENUES	***** MONTH TO DATE ***** EXPENSES	***** YEAR TO DATE ***** EXPENSES
2024 COUNTY RECORDS MANAGEMENT	262.59	1,374.27	814.00	1,694.00
2024 CC RECORDS PRESERVATION	9,325.77	45,999.09	.00	.00
2024 DIST CLERK RECORDS MANAGEMENT	3,007.91	10,535.30	.00	.00
2024 DISTRICT CLERK ARCHIVE	249.95	763.74	.00	.00
2024 COUNTY CLERK ARCHIVE FEE	8,651.65	46,858.16	14,344.00	36,719.00
2024 CA CHECK COLLECTING	1,686.08	1,686.08	.00	.00
2024 DA CHECK COLLECTING	1,575.00	7,300.00	.00	.00
2024 DISTRICT ATTY FORFEITURE	389.77	2,352.70	2,500.00	13,006.00
2024 D A SEIZURE FUND	.00	.00	.00	.00
2024 SHERIFF FORFEITURE	653.09	3,438.94	41.85	657.18
2024 JAIL COMMISSARY	12,877.59	25,923.75	392.29	4,419.30
2024 2004 GO REFUNDING DEBT SERVICE	12,853.79	261,484.57	.00	776,475.00
2024 STATE FEES	.00	.00	.00	.00
2024 OFFICER'S TRUST	.00	.00	.00	.00
2024 LIBRARY TRUST - LIDDELL	9.85	139.41	.00	.00
2024 LIBRARY TRUST - ROSENSTEIN	96.05	139.37	.00	.00
2024 TAX ASSESSOR COLLECTOR ACCOUNT	.00	.00	.00	.00
2024 COUNTY CLERK ACCOUNTS	.00	357.70	.00	.00
2024 DISTRICT CLERK ACCOUNTS	.00	166.63	.00	.00
2024 SHERIFF'S OFFICE ACCOUNTS	.00	.00	.00	.00
2024 COUNTY ATTORNEY ACCOUNT	.00	.00	.00	.00
2024 DISTRICT ATTORNEY RESTITUTION	.00	.00	.00	.00
2024 CHILD ABUSE PREVENTION FUND	4.94	13.41	.00	.00
2024 PRETRIAL DIVERSION	2,200.00	9,100.00	.00	.00
2024 HOTEL OCCUPANCY TAX FUND	26,211.82	141,848.23	1,260.00	76,010.00
2024 HAVA GRANT FUND	.00	.00	.00	.00

FUND NAME	***** MONTH TO DATE ***** REVENUES	***** YEAR TO DATE ***** REVENUES	***** MONTH TO DATE ***** EXPENSES	***** YEAR TO DATE ***** EXPENSES
2024 AMERICAN RESCUE PROG GRANT	9,958.11	60,452.45	79,732.78	198,482.77
2024 JUNIOR EMS PROGRAM	.00	.00	.00	.00
2024 PAUPERS CEMETERY	.00	120.00	.00	.00
2024 OPIOID SETTLEMENT FUNDS	382.43	1,200.54	.00	.00
TOTAL	2,963,785.96	27,685,652.00	3,215,302.87	17,545,216.26

ACCOUNT NAME	BEGINNING CASH BALANCE	CASH RECEIPTS	CASH DISBURSEMENTS	ENDING CASH BALANCE
2024 001 GENERAL - GENERAL FUND	4,228,443.30	2,188,931.49	2,092,456.49	4,324,918.30
CASH ON HAND	14,266.51	.00	.00	14,266.51
CASH INVESTED - TEXPOOL	5,192,635.74	23,444.73	.00	5,216,080.47
CASH INVESTED - LOGIC	3,726,551.71	17,323.17	.00	3,743,874.88
CASH INVESTED - TEXSTAR	4,050,236.09	18,226.91	.00	4,068,463.00
CASH INVESTED - STONE CASTLE	.00	.00	.00	.00
T-BILLS - INVESTMENTS	3,494,548.47	.00	.00	3,494,548.47
CASH INVESTMENT-CD	2,226,000.00	.00	.00	2,226,000.00
FUND TOTALS	22,932,681.82	2,247,926.30	2,092,456.49	23,088,151.63
2024 011 ROAD & BRIDGE 1	341,821.73	265,641.35	270,849.25	336,613.83
CASH - ROAD & BRIDGE # 1	979,444.86	4,072.43	100,000.00	883,517.29
CASH INVESTED - TEXPOOL	833,068.28	3,692.58	50,000.00	786,760.86
CASH INVESTED - LOGIC	1,001,198.23	4,505.62	.00	1,005,703.85
CASH INVESTED - TEXSTAR	.00	.00	.00	.00
T-BILL INVESTMENTS	.00	.00	.00	.00
FUND TOTALS	3,155,533.10	277,911.98	420,849.25	3,012,595.83
2024 012 ROAD & BRIDGE 2	325,873.14	265,519.00	128,384.15	463,007.99
CASH - ROAD & BRIDGE # 2	527,030.40	2,029.80	2,000.00	529,060.20
CASH INVESTED - TEXPOOL	599,579.08	2,607.20	150,000.00	452,186.28
CASH INVESTED - LOGIC	520,280.62	2,341.37	.00	522,621.99
CASH INVESTED - TEXSTAR	.00	.00	.00	.00
T-BILL INVESTMENTS	.00	.00	.00	.00
FUND TOTALS	1,972,763.24	272,497.37	278,384.15	1,966,876.46
2024 013 ROAD & BRIDGE 3	315,138.32	269,880.74	155,884.94	429,134.12
CASH - ROAD & BRIDGE # 3	754,639.74	3,407.20	.00	758,046.94
CASH INVESTED - TEXPOOL	639,775.26	2,974.05	.00	642,749.31
CASH INVESTED - LOGIC	669,820.14	3,014.33	.00	672,834.47
CASH INVESTED - TEXSTAR	.00	.00	.00	.00
T-BILL INVESTMENTS	.00	.00	.00	.00
FUND TOTALS	2,379,373.46	279,276.32	155,884.94	2,502,764.84
2024 014 ROAD & BRIDGE 4	322,108.97	133,643.47	134,118.55	321,633.89
CASH - ROAD & BRIDGE # 4	1,410,593.32	6,368.82	.00	1,416,962.14
CASH INVESTED - TEXPOOL	1,192,335.27	5,542.67	.00	1,197,877.94
CASH INVESTED - LOGIC	1,179,200.45	5,306.65	.00	1,184,507.10
CASH INVESTED - TEXSTAR	.00	.00	.00	.00
T-BILL INVESTMENTS	.00	.00	.00	.00
FUND TOTALS	4,104,238.01	150,861.61	134,118.55	4,120,981.07
2024 019 FM & LATERAL	33,881.38	502.16	44.90	34,338.64
CASH - F M & LATERAL	299,020.81	1,350.12	.00	300,370.93
CASH INVESTED - LOGIC	303,995.23	1,413.12	.00	305,408.35
CASH INVESTED - TEXSTAR	285,243.99	1,283.66	.00	286,527.65
T-BILL INVESTMENT	.00	.00	.00	.00
FUND TOTALS	922,141.41	4,549.06	44.90	926,645.57
2024 020 TUPC	91,070.73	.00	22,913.90	68,156.83
CASH - T.J.P.C.	.00	.00	.00	.00
CASH INVESTED	.00	.00	.00	.00
CASH INVESTED - LOGIC	.00	.00	.00	.00
CASH INVESTED - TEXSTAR	.00	.00	.00	.00

ACCOUNT NAME	BEGINNING CASH BALANCE	CASH RECEIPTS	CASH DISBURSEMENTS	ENDING CASH BALANCE
2024 022 JUVENILE PROBATION CASH - JUV. PROB. DIV INVESTMENTS FUND TOTALS	82,270.24	960.40	960.40	83,230.64
2024 023 JUVENILE PROB. IV-E CASH - IV-E CASH INVESTED CASH INVESTED - LOGIC CASH INVESTED - TEXSTAR FUND TOTALS	216.87	1.27	1.27	218.14
2024 024 JUVENILE DELINQUENCY PREVENTN CASH - JUVENILE DELINQUENCY PR INVESTMENTS CASH INVESTED - LOGIC CASH INVESTED - TEXSTAR FUND TOTALS	38,436.17	3,206.79	3,206.79	41,642.96
2024 028 ADULT PROBATION CASH - ADULT PROBATION CASH ON HAND CASH INVESTED - TEXPOOL CASH INVESTED - LOGIC CASH INVESTED - TEXSTAR FUND TOTALS	27,225.67	86,064.08	81,111.84	32,177.91
2024 029 COMMUNITY CORRECTIONS CASH - COMMUNITY CORRECTI INVESTMENTS CASH INVESTED - LOGIC FUND TOTALS	6,913.65	18,369.00	5,922.62	19,360.03
2024 031 CONTRACT ELECTIONS CASH - CONTRACT ELECTIONS CASH INVESTED - TEXPOOL CASH INVESTED - LOGIC FUND TOTALS	31,197.72	183.50	183.50	31,381.22
2024 032 DISTRICT CLERK PRESERVATION CASH - DISTRICT CLERK PRESVATI INVESTMENTS CASH INVESTED - LOGIC CASH INVESTED - TEXSTAR FUND TOTALS	7,320.09	50.00	309,724.78	316,994.87
2024 033 COUNTY/DISTRICT TECHNOLOGY FUN CASH - COUNTY/DISTRICT TECH INVESTMENTS CASH INVESTED - LOGIC CASH INVESTED - TEXSTAR FUND TOTALS	13,751.45	410.46	0.00	14,161.91
2024 034 COURT REPORTER CASH - COURT REPORTER FUND	31,066.24	2,036.93	0.00	33,103.17

ACCOUNT NAME	BEGINNING CASH BALANCE	CASH RECEIPTS	CASH DISBURSEMENTS	ENDING CASH BALANCE
2024 035 PERMANENT IMPROVEMENT	179,822.66	32,458.60	100,000.00	112,281.26
CASH - PERMANENT IMPROVEM	2,055,929.47	9,282.54	.00	2,065,212.01
CASH INVESTED - TEXPOOL	826,411.95	3,841.65	.00	830,253.60
CASH INVESTED - LOGIC	1,079,651.10	105,163.79	.00	1,184,814.89
CASH INVESTED - TEXSTAR	.00	.00	.00	.00
STONE CASTLE	.00	.00	.00	.00
T-BILL INVESTMENTS	.00	.00	.00	.00
FUND TOTALS	4,141,815.18	150,746.58	100,000.00	4,192,561.76
2024 037 LAW ENFORCEMENT ED	13,050.88	8,917.46	15.00	21,953.34
CASH - LAW ENFORCEMENT ED	11,440.09	51.68	.00	11,491.77
CASH INVESTED - LOGIC	.00	.00	.00	.00
CASH INVESTED - TEXSTAR	.00	.00	.00	.00
FUND TOTALS	24,490.97	8,969.14	15.00	33,445.11
2024 038 JP TECH	10,242.08	2,542.71	631.38	12,153.41
CASH - J P TECH FUND	30,049.40	135.67	.00	30,185.07
INVESTMENTS	.00	.00	.00	.00
CASH INVESTED - LOGIC	.00	.00	.00	.00
CASH INVESTED - TEXSTAR	.00	.00	.00	.00
FUND TOTALS	40,291.48	2,678.38	631.38	42,338.48
2024 040 LAW LIBRARY	44,772.52	2,697.12	20,587.10	26,882.54
CASH - LAW LIBRARY	126,178.33	569.69	.00	126,748.02
CASH INVESTED	77,134.25	358.59	.00	77,492.84
CASH INVESTED - LOGIC	.00	20,061.02	.00	20,061.02
CASH INVESTED - TEXSTAR	.00	23,686.42	.00	251,184.42
FUND TOTALS	248,085.10	23,686.42	20,587.10	251,184.42
2024 041 CC LIBRARY FUND	25,448.19	1,123.68	21,283.76	5,288.11
CASH - COOKE COUNTY LIBRA	29,124.06	20,131.48	.00	49,255.54
CASH INVESTED	18,552.73	86.26	.00	18,638.99
CASH INVESTED - LOGIC	28,668.29	129.00	.00	28,797.29
T-BILL INVESTMENTS	.00	.00	.00	.00
FUND TOTALS	101,793.27	21,470.42	21,283.76	101,979.93
2024 042 CC HISTORICAL COMM.	2,679.14	15.74	.00	2,694.88
CASH - COOKE CO. HISTORIC	2,679.14	15.74	.00	2,694.88
FUND TOTALS	2,679.14	15.74	.00	2,694.88
2024 043 JP COURTHOUSE SECURITY	34,710.79	3,149.15	.00	37,859.94
CASH - JP COURTHOUSE SECURITY	33,189.25	149.83	.00	33,339.08
CASH INVESTED	.00	.00	.00	.00
CASH INVESTED - LOGIC	.00	.00	.00	.00
CASH INVESTED - TEXSTAR	.00	.00	.00	.00
FUND TOTALS	67,900.04	3,298.98	.00	71,199.02
2024 044 COURTHOUSE SECURITY	49,807.11	2,609.16	26,071.30	26,344.97
CASH - COURTHOUSE SECURIT	105,549.78	25,553.06	.00	131,102.84



ACCOUNT NAME	BEGINNING	CASH RECEIPTS	CASH DISBURSEMENTS	ENDING
2024 046 CHAPTER 19				
CASH - CHAPTER 19	109,88-	109.63	109.63-	109.88-
INVESTMENTS	.00	.00	.00	.00
FUND TOTALS	109,88-	109.63	109.63-	109.88-
2024 047 CC RECORDS MANAGEMENT				
CASH - CC RECORDS MANAGEMENT	23,555.71	1,815.03	.00	25,370.74
INVESTMENTS - TEXPOOL	.00	.00	.00	.00
FUND TOTALS	23,555.71	1,815.03	.00	25,370.74
2024 048 COUNTY RECORDS MANAGEMENT				
CASH - RECORDS MANAGEMENT	5,324.34	157.70	814.00-	4,668.04
CASH INVESTED - TEXPOOL	.00	.00	.00	.00
CASH INVESTED - LOGIC	22,561.99	104.89	.00	22,666.88
CASH INVESTED - TEXSTAR	.00	.00	.00	.00
FUND TOTALS	27,886.33	262.59	814.00-	27,334.92
2024 049 CC RECORDS PRESERVATION				
CASH - RECORDS PRESERVATION	60,348.63	8,814.84	.00	69,163.47
CASH INVESTED - TEXPOOL	99,601.48	510.93	.00	100,112.41
CASH INVESTED - LOGIC	.00	.00	.00	.00
CASH INVESTED - TEXSTAR	.00	.00	.00	.00
FUND TOTALS	159,950.11	9,325.77	.00	169,275.88
2024 050 DIST CLERK RECORDS MANAGEMENT				
CASH - DIST CLERK RECORDS MANAGEMENT	56,377.52	2,930.37	.00	59,307.89
CASH INVESTED	17,168.09	77.54	.00	17,245.63
CASH INVESTED - LOGIC	.00	.00	.00	.00
CASH INVESTED - TEXSTAR	.00	.00	.00	.00
FUND TOTALS	73,545.61	3,007.91	.00	76,553.52
2024 051 DISTRICT CLERK ARCHIVE				
DISTRICT CLERK ARCHIVE	30,477.05	229.19	.00	30,706.24
INVESTMENTS	4,576.72	20.76	.00	4,597.48
CASH INVESTED - LOGIC	.00	.00	.00	.00
CASH INVESTED - TEXSTAR	.00	.00	.00	.00
FUND TOTALS	35,053.77	249.95	.00	35,303.72
2024 052 COUNTY CLERK ARCHIVE FEE				
CASH - RECORDS ARCHIVE	32,072.26	14,187.42	20,964.00-	25,295.68
INVESTMENTS	83,388.81	376.52	.00	83,765.33
CASH INVESTED - LOGIC	82,673.20	384.33	.00	83,057.53
CASH INVESTED - TEXSTAR	71,859.08	323.38	.00	72,182.46
FUND TOTALS	269,993.35	15,271.65	20,964.00-	264,301.00
2024 053 CA CHECK COLLECTING				
CASH - CHECK COLLECTING &	976.18	1,686.08	.00	2,662.26
CASH INVESTED	.00	.00	.00	.00
CASH INVESTED - LOGIC	.00	.00	.00	.00
CASH INVESTED - TEXSTAR	.00	.00	.00	.00
FUND TOTALS	976.18	1,686.08	.00	2,662.26
2024 054 DA CHECK COLLECTING				
CASH - DA CHECK COLLECTING	6,250.92	7,075.00	5,500.00-	7,825.92

ACCOUNT NAME	BEGINNING CASH BALANCE	CASH RECEIPTS	CASH DISBURSEMENTS	ENDING CASH BALANCE
2024 056 DISTRICT ATTY FORFEITURE	1,175.08	10,006.90	2,500.00	8,681.98
CASH - D.A. FORFEITURE FU	41,094.42	185.55	.00	41,279.97
CASH INVESTED - TEXPOOL	44,715.21	197.32	10,000.00	34,912.53
CASH INVESTED - LOGIC	.00	.00	.00	.00
CASH INVESTED - TEXSTAR	.00	.00	.00	.00
FUND TOTALS	86,984.71	10,389.77	12,500.00	84,874.48
2024 057 D A SEIZURE FUND	206,137.90	.00	.00	206,137.90
CASH - SEIZURE-LAW	.00	.00	.00	.00
INVESTMENTS	206,137.90	.00	.00	206,137.90
FUND TOTALS	206,137.90	.00	.00	206,137.90
2024 058 SHERIFF FORFEITURE	25,429.61	151.10	41.85	25,538.86
CASH - SHERIFF FORFEITURE	69,939.82	315.79	.00	70,255.61
INVESTMENTS	40,051.54	186.20	.00	40,237.74
CASH INVESTED - LOGIC	.00	.00	.00	.00
CASH INVESTED - TEXSTAR	.00	.00	.00	.00
FUND TOTALS	135,420.97	653.09	41.85	136,032.21
2024 059 JAIL COMMISSARY	53,784.24	12,002.14	25,392.29	40,394.09
CASH - JAIL COMMISSARY	90,676.50	409.42	.00	91,085.92
CASH INVESTED - TEXPOOL	32,277.12	150.05	.00	32,427.17
CASH INVESTED - LOGIC	53,258.72	25,315.98	.00	78,574.70
CASH INVESTED - TEXSTAR	229,996.58	37,877.59	25,392.29	242,481.88
FUND TOTALS	229,996.58	37,877.59	25,392.29	242,481.88
2024 061 2004 GO REFUNDING DEBT SERVICE	8,750.85	12,652.03	.00	21,402.88
CASH - 2004 GO REFUNDING D/S	16,782.62	75.73	.00	16,858.35
CASH INVESTED - TEXPOOL	10,669.19	49.61	.00	10,718.80
CASH INVESTED - LOGIC	16,986.01	76.42	.00	17,062.43
CASH INVESTED - TEXSTAR	.00	.00	.00	.00
T-BILL INVESTMENTS	.00	.00	.00	.00
FUND TOTALS	53,188.67	12,853.79	.00	66,042.46
2024 088 STATE FEES	59,968.67	33,806.55	48.97	93,726.25
CASH - STATE FEES	10,843.01	48.97	.00	10,891.98
CASH INVESTED	.00	.00	.00	.00
CASH INVESTED - LOGIC	.00	.00	.00	.00
CASH INVESTED - TEXSTAR	.00	.00	.00	.00
FUND TOTALS	70,811.68	33,855.52	48.97	104,618.23
2024 090 OFFICER'S TRUST	.00	.00	.00	.00
CASH-OFFICERS TRUST	.00	.00	.00	.00
CASH INVESTED	.00	.00	.00	.00
CASH INVESTED - LOGIC	.00	.00	.00	.00
FUND TOTALS	.00	.00	.00	.00
2024 091 LIBRARY TRUST - LIDDELL	1,709.45	9.85	.00	1,719.30
CASH-LIBRARY TRUST/LIDDELL	15,000.00	.00	.00	15,000.00
CD INVESTMENT	16,709.45	9.85	.00	16,719.30
FUND TOTALS	16,709.45	9.85	.00	16,719.30
2024 092 LIBRARY TRUST - ROSENSTEIN	343.12	96.05	.00	439.17
CASH-LIBRARY TRUST/ROSENSTEIN				

ACCOUNT NAME	BEGINNING CASH BALANCE	CASH RECEIPTS	CASH DISBURSEMENTS	ENDING CASH BALANCE
2024 093 TAX ASSESSOR COLLECTOR ACCOUNT	53,886.29	.00	.00	53,886.29
CASH - TAC PML-BOAT SALES TAX	17,057.16	.00	.00	17,057.16
CASH - TAC CREDIT CARDS	81,934.71	.00	.00	81,934.71
CASH - TAC TX DOT/COUNTY-STATE	2,060.61	.00	.00	2,060.61
CASH - TAC IRP ACCOUNT	8,522.25	.00	.00	8,522.25
CASH - TAC IVTRS ACCOUNT	78,423.12	.00	.00	78,423.12
CASH - TAC SALES TAX FUND-MVD	1,199.80	.00	.00	1,199.80
CASH - TAC PML-BOAT TITLE-REG	65.80-	.00	.00	65.80-
CASH - TAC BEVERAGE-VOTER REG	243,018.14	.00	.00	243,018.14
FUND TOTALS	19,000.00	96.05	.00	19,096.05
CD INVESTMENT	19,343.12	.00	.00	19,343.12
FUND TOTALS	38,343.12	96.05	.00	38,439.17
2024 094 COUNTY CLERK ACCOUNTS	76,400.00	.00	.00	76,400.00
CASH - COUNTY CLERK BONDS	2,668,567.00	.00	.00	2,668,567.00
CASH - COUNTY CLERK REGISTRY	59,419.73	.00	.00	59,419.73
CASH INVESTMENT - CD	2,804,386.73	.00	.00	2,804,386.73
FUND TOTALS	5,942,372.46	.00	.00	5,942,372.46
2024 095 DISTRICT CLERK ACCOUNTS	159,000.00	.00	.00	159,000.00
CASH - DISTRICT CLERK BOND	1,318,074.46	.00	.00	1,318,074.46
CASH - DISTRICT CLERK REGISTRY	67,865.86	.00	.00	67,865.86
CASH INVESTMENT - CD	1,544,940.32	.00	.00	1,544,940.32
FUND TOTALS	3,029,880.64	.00	.00	3,029,880.64
2024 096 SHERIFF'S OFFICE ACCOUNTS	15,500.00	.00	.00	15,500.00
CASH - SHERIFF'S BOND ACCOUNT	20,477.94	.00	.00	20,477.94
CASH - INMATE TRUST FUND	35,977.94	.00	.00	35,977.94
FUND TOTALS	71,955.88	.00	.00	71,955.88
2024 097 COUNTY ATTORNEY ACCOUNT	537.00	.00	.00	537.00
CASH - CNTY ATTORNEY HOT CHECK	537.00	.00	.00	537.00
COUNTY ATTORNEY - RESTITUTION	537.00	.00	.00	537.00
FUND TOTALS	537.00	.00	.00	537.00
2024 098 PAYROLL CLEARING	4,142,058.69	1,360,479.01	.00	5,502,537.70
CASH - PAYROLL CLEARING	4,142,058.69	.00	.00	4,142,058.69
INVESTMENTS	.00	1,360,479.01	.00	1,360,479.01
FUND TOTALS	4,142,058.69	1,360,479.01	.00	5,502,537.70
2024 099 DISTRICT ATTORNEY RESTITUTION	.00	.00	.00	.00
CASH - DISTRICT ATTORNEY RESTI	.00	.00	.00	.00
FUND TOTALS	.00	.00	.00	.00
2024 100 CHILD ABUSE PREVENTION FUND	519.60	4.94	.00	524.54
CASH-CHILD ABUSE PREVENTION	519.60	.00	.00	519.60
CASH INVESTED	.00	4.94	.00	4.94
FUND TOTALS	519.60	4.94	.00	524.54
2024 101 PRETRIAL DIVERSION	28,520.03	2,200.00	.00	30,720.03
CASH-PRETRIAL DIVERSION	28,520.03	.00	.00	28,520.03
CASH INVESTED - TEXPOOL	.00	2,200.00	.00	2,200.00
CASH INVESTED - LOGIC	.00	.00	.00	.00
FUND TOTALS	28,520.03	2,200.00	.00	30,720.03
2024 102 HOTEL OCCUPANCY TAX FUND	32,529.75	22,885.52	1,260.00-	54,155.27
CASH - HOTEL OCCUPANCY TAX	32,529.75	22,885.52	.00	54,155.27

ACCOUNT NAME	BEGINNING CASH BALANCE	CASH RECEIPTS	CASH DISBURSEMENTS	ENDING CASH BALANCE
2024 103 HAVA GRANT FUND				
CASH - HAVA GRANT FUND	.00	.00	.00	.00
CASH INVESTED - TEXPOOL	.00	.00	.00	.00
CASH INVESTED - LOGIC	.00	.00	.00	.00
CASH INVESTED - TEXSTAR	.00	.00	.00	.00
FUND TOTALS	764,482.32	26,211.82	1,260.00	789,434.14
2024 104 AMERICAN RESCUE PROG GRANT				
CASH - AMERICAN RESCUE PROG GR	379,165.13	.00	79,732.78	458,897.91
CASH INVESTED - TEXPOOL	761,825.99	3,439.64	.00	765,265.63
CASH INVESTED - LOGIC	715,809.58	3,327.48	.00	719,137.06
CASH INVESTED - TEXSTAR	709,074.98	3,190.99	.00	712,265.97
FUND TOTALS	1,807,545.42	9,958.11	79,732.78	1,737,770.75
2024 105 JUNIOR EMS PROGRAM				
CASH - JUNIOR EMS PROGRAM	569.97	.00	.00	569.97
FUND TOTALS	569.97	.00	.00	569.97
2024 106 PAUPERS CEMETERY				
CASH - PAUPERS CEMETERY	7,087.09	.00	.00	7,087.09
FUND TOTALS	7,087.09	.00	.00	7,087.09
2024 107 OPIOID SETTLEMENT FUNDS				
CASH - OPIOID SETTLEMENT FUNDS	65,019.98	382.43	.00	65,402.41
CASH INVESTED	.00	.00	.00	.00
CASH INVESTED - LOGIC	.00	.00	.00	.00
CASH INVESTED - TEXSTAR	.00	.00	.00	.00
FUND TOTALS	65,019.98	382.43	.00	65,402.41
GRAND TOTALS	54,168,318.52	5,160,617.86	3,816,363.48	55,512,572.90