



MONTHLY REPORT

JANUARY 2024


PATTY BRENNAN

COOKE COUNTY TREASURER

FINANCIAL REPORTS

February 26, 2024

In accordance with Local Government Code 114.026, this affidavit states the current cash and reports in the custody of the county treasurer as of the date of January 31, 2024.



John O. Roane,
Cooke County Judge




Pam Harrison,
Cooke County Clerk





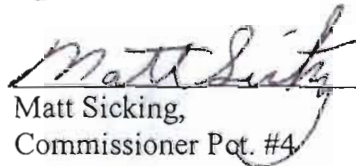
Gary Hollowell,
Commissioner Pct. #1



Jason Snuggs,
Commissioner Pct. #2



Adam Arendt,
Commission Pct. #3



Matt Sicking,
Commissioner Pct. #4

AFFIDAVIT

STATE OF TEXAS

COUNTY OF COOKE

The members of the Commissioners' Court of Cooke County, Texas, state as follows:

The requirement of Subsection (C) of the Texas Local Government Code, §114.026 have been met for the term of January 2024. The amount of cash and other assets in the custody of the County Treasurer at the time of examination are:

Cash (includes on hand, money market accounts, and short-term investments) \$42,261,051.37

Other Assets (long term investments) \$ 0.00.


Sworn to and subscribed this 26 day of February.



John O. Roane, Cooke County Judge



Gary Hollowell, Commissioner, Pct 1



Jason Snuggs, Commissioner, Pct 2



Adam Arendt, Commissioner, Pct 3



Matt Sicking, Commissioner, Pct 4

ATTEST:



Pam Harrison, County Clerk



PAGE 1 01/31/24 19:16:51
HOLDINGS BAPN032N
CC1 PROD

FEDERAL RESERVE BANK PLEDGEE

DISTRB PT J1
AS OF CLOSE OF BUSINESS 01-31-2024

PLEDGEE: COOKE COUNTY
100 S. DIXON
RM. 106

J7BM INSTITUTION ID: #J7BM

GAINESVILLE TX 76240

HOLDER : 082900432 - SIMMONS PB AR

RESP FRB:H2

ACCOUNT: J7BM - *COOKE COUNTY

CUSIP #

BVF

PAR

BALANCE	BOOK VALUE	
3133ELZB3 1.95 FCOR 21-35 AN 05-14-35		1.0000000000
10,000,000.00	10,000,000.00	
3133EL6C3 1.73 FCOR 21-35 AX 09-10-35		1.0000000000
2,640,000.00	2,640,000.00	
3133KLAL1 FEPC 01.500 CLRA4511 02-01-51		0.8513891200
2,614,672.00	2,226,103.29	
3138ESAM0 FNAR XX.XXX WSAL9911 09-01-39		0.1756577400
5,000,000.00	878,288.70	
3140QHPU3 FNMS 02.000 CICA9434 03-01-36		0.6568084900
5,775,000.00	3,793,069.03	
		SUBTOTAL:
26,029,672.00	19,537,461.02	
		GRAND TOTAL:
26,029,672.00	19,537,461.02	

Security Description	Rate	Maturity Date	Original Face	Market Price	Haircut Required	CUSIP
Pledge collateral As of 02/01/24						
FEDERAL FARM CR BKS		09/10/2035	2,640,000.00	71.832728	110.0000	3133EL6C3
CONS BD 1.73%35	1.730000	09/10/2020	2,640,000.00	1,896,384.02		
FEDERAL FARM CR BKS		05/14/2035	10,000,000.00	73.881896	110.0000	3133ELZB3
CONS BD 1.95%35	1.950000	05/14/2020	10,000,000.00	7,388,189.60		
FHLMC UMBS	30Y FIXED	02/01/2051	2,614,672.00	77.123017	110.0000	3133KLAL1
1.500 20510201	1.500000	01/01/2021	2,226,103.29	1,716,838.02		
FNMA MEGA	ADJ SINGLE	09/01/2039	5,000,000.00	102.368602	110.0000	3138ESAM0
2.560 20390901	5.895000	02/01/2017	878,288.70	899,091.86		
FNMA UMBS	INT 15 YEAR	03/01/2036	5,775,000.00	90.765484	110.0000	3140QHPU3
2.000 20360301	2.000000	03/01/2021	3,793,069.03	3,442,797.46		
Totals			Original Face/Par 26,029,672.00			
			Current Face 19,537,461.02	15,343,300.96	Market Value	
Deposit Information						
	Current Balance	01/31/2024	11,588,842.61		Minimum Coll.	12,456,219.78
	FDIC Insurance		265,006.45		Variance	123.18%
	Net Deposit		11,323,836.16			



TOTALS

PRIOR MONTH ENDING BANK STATEMENT BALANCE \$6,190,099.05 162
 CLEARED DEPOSITS \$11,483,072.07 8
 CLEARED ADDITIONS \$114,722.96 506
 CLEARED CHECKS \$3,152,912.63- 12
 CLEARED DEDUCTIONS \$7,842,959.59-

CURRENT MONTH ENDING BANK STATEMENT BALANCE \$6,792,021.86

CURRENT MONTH ENDING BANK STATEMENT BALANCE \$6,792,021.86 1
 OUTSTANDING DEPOSITS \$450.00
 OUTSTANDING ADDITIONS \$.00
 OUTSTANDING CHECKS \$782,916.41- 745
 OUTSTANDING DEDUCTIONS \$.00

RECONCILED BOOK BALANCE \$6,009,555.45

ENDING STATEMENT DATE 01/31/2024 CLERK: PB

INVESTMENTS-TEXPOOL
PATTY BRENNAN, COOKE COUNTY TREASURER
JANUARY 2024

ACCT NAME	BALANCE FORWARD	DEPOSITS	WITH-DRAWALS	CURRENT INTEREST	ENDING BALANCE
GENERAL	\$ 3,452,121.89	\$ 1,000,000.00	\$ -	\$ 19,625.90	\$ 4,471,747.79
R & B -1	\$ 598,332.40	\$ 200,000.00	\$ -	\$ 2,950.80	\$ 801,283.20
R & B -2	\$ 149,860.09	\$ 200,000.00	\$ -	\$ 914.75	\$ 350,774.84
R & B -3	\$ 474,715.96	\$ 200,000.00	\$ -	\$ 2,389.62	\$ 677,105.58
R & B -4	\$ 926,494.25	\$ 200,000.00	\$ -	\$ 4,440.63	\$ 1,130,934.88
FM & L	\$ 296,415.33	\$ -	\$ -	\$ 1,345.70	\$ 297,761.03
STATE FUNDS	\$ 10,748.55	\$ -	\$ -	\$ 48.72	\$ 10,797.27
REC PRESV	\$ 98,733.61	\$ -	\$ -	\$ 448.22	\$ 99,181.83
ADULT PROB	\$ 217,836.29	\$ -	\$ -	\$ 988.94	\$ 218,825.23
COURT REP	\$ 10,086.04	\$ -	\$ -	\$ 45.87	\$ 10,131.91
PERM IMP	\$ 1,420,243.45	\$ 1,075,000.00	\$ -	\$ 10,489.10	\$ 2,505,732.55
LAW ENFORCEMENT ED	\$ 11,340.47	\$ -	\$ -	\$ 51.45	\$ 11,391.92
JP-CH SECURITY	\$ 32,900.06	\$ -	\$ -	\$ 149.41	\$ 33,049.47
DIST CLK RECORDS MGMT	\$ 17,018.54	\$ -	\$ -	\$ 77.21	\$ 17,095.75
DIST CLK ARCHIVE	\$ 4,536.94	\$ -	\$ -	\$ 20.50	\$ 4,557.44
LAW LIBRARY	\$ 125,078.91	\$ -	\$ -	\$ 567.85	\$ 125,646.76
JP TECH	\$ 29,787.58	\$ -	\$ -	\$ 135.19	\$ 29,922.77
C H SECURITY	\$ 104,630.10	\$ -	\$ -	\$ 475.03	\$ 105,105.13
LIBRARY	\$ 28,870.25	\$ -	\$ -	\$ 131.14	\$ 29,001.39
ARCHIVE	\$ 82,662.20	\$ -	\$ -	\$ 375.27	\$ 83,037.47
DIST ATTY FORFEITURE	\$ 40,736.38	\$ -	\$ -	\$ 184.92	\$ 40,921.30
SHERIFF FORFEITURE	\$ 69,330.37	\$ -	\$ -	\$ 314.75	\$ 69,645.12
JAIL COMMISSARY	\$ 89,886.41	\$ -	\$ -	\$ 408.08	\$ 90,294.49
2004 GO-REFUNDING	\$ 174,629.71	\$ -	\$ -	\$ 792.83	\$ 175,422.54
HOTEL/MOTEL TAX	\$ 287,341.09	\$ -	\$ -	\$ 1,304.51	\$ 288,645.60
AMERICAN RESCUE GRANT	\$ 755,187.81	\$ -	\$ -	\$ 3,428.54	\$ 758,616.35
TOTAL: TREAS FUND	\$ 9,509,524.68	\$ 2,875,000.00	\$ -	\$ 52,104.93	\$ 12,436,629.61

YEAR - TO - DATE INTEREST	BAL FORWARD:	CURRENT INT.:	BALANCE:
	\$ 128,456.65	\$ 52,104.93	\$ 180,561.58

AVG. YEILD FOR JAN 2024 5.35% MKT VALUE/ SHARI \$ 1.00

**INVESTMENTS-TEX STAR
PATTY BRENNAN, COOKE COUNTY TREASURER
JANUARY 2024**

ACCT NAME	BALANCE FORWARD	DEPOSITS	WITH-DRAWALS	CURRENT INTEREST	ENDING BALANCE
GENERAL	\$ 2,319,811.53	\$ 1,000,000.00	\$ -	\$ 14,413.69	\$ 3,334,225.22
R & B -1	\$ 520,694.69	\$ 200,000.00	\$ -	\$ 2,585.59	\$ 723,280.28
R & B -2	\$ 143,182.32	\$ 200,000.00	\$ -	\$ 880.05	\$ 344,062.37
R & B -3	\$ 291,424.68	\$ 200,000.00	\$ -	\$ 1,549.77	\$ 492,974.45
R & B -4	\$ 697,152.83	\$ 200,000.00	\$ -	\$ 3,382.77	\$ 900,535.60
FM & L	\$ 282,769.63	\$ -	\$ -	\$ 1,277.48	\$ 284,047.11
ADULT PROBATION	\$ 164,541.47	\$ -	\$ -	\$ 743.36	\$ 165,284.83
PERM IMP	\$ 1,253,478.76	\$ 75,000.00	\$ -	\$ 5,750.35	\$ 1,334,229.11
CC LIBRARY	\$ 28,419.62	\$ -	\$ -	\$ 128.39	\$ 28,548.01
COURTHOUSE SECURITY	\$ 104,817.70	\$ -	\$ -	\$ 473.53	\$ 105,291.23
ARCHIVE FEES	\$ 71,235.75	\$ -	\$ -	\$ 321.81	\$ 71,557.56
2012 GO REFUNDING	\$ 172,849.28	\$ -	\$ -	\$ 780.93	\$ 173,630.21
JAIL COMMISSARY	\$ 52,796.74	\$ -	\$ -	\$ 238.51	\$ 53,035.25
HOTEL/MOTEL TAX	\$ 250,741.80	\$ -	\$ -	\$ 1,132.77	\$ 251,874.57
AMERICAN RESCUE GRANT	\$ 702,924.04	\$ -	\$ -	\$ 3,175.64	\$ 706,099.68
TOTAL: TREAS FUND	\$ 7,056,840.84	\$ 1,875,000.00	\$ -	\$ 36,834.64	\$ 8,968,675.48

YEAR - TO - DATE INTEREST	BAL FORWARD	CURRENT INT.	BALANCE
	\$ 95,407.65	\$ 36,834.64	\$ 132,242.29
AVG. YEILD FOR JAN 2024	5.32%	MKT VALUE / SHARE	\$ 1.00

INVESTMENTS-LOGIC
PATTY BRENNAN, COOKE COUNTY TREASURER
JANUARY 2024

ACCT NAME	BALANCE FORWARD	DEPOSITS	WITH-DRAWALS	CURRENT INTEREST	ENDING BALANCE
GENERAL	\$ 2,097,431.99	\$ 1,000,000.00	\$ -	\$ 13,887.67	\$ 3,111,319.66
R & B -1	\$ 353,033.28	\$ 250,000.00	\$ -	\$ 2,670.24	\$ 605,703.52
R & B -2	\$ 121,639.21	\$ 250,000.00	\$ -	\$ 1,587.53	\$ 373,226.74
R & B -3	\$ 161,474.72	\$ 250,000.00	\$ -	\$ 1,773.88	\$ 413,248.60
R & B -4	\$ 709,076.48	\$ 250,000.00	\$ -	\$ 4,336.19	\$ 963,412.67
FM & L	\$ 301,267.39	\$ -	\$ -	\$ 1,409.70	\$ 302,677.09
ADULT PROBATION	\$ 140,590.77	\$ -	\$ -	\$ 657.86	\$ 141,248.63
PERM IMP	\$ 809,051.84	\$ -	\$ -	\$ 3,785.70	\$ 812,837.54
LAW LIBRARY	\$ 76,442.12	\$ -	\$ -	\$ 357.67	\$ 76,799.79
COURTHOUSE SECURITY	\$ 99,506.61	\$ -	\$ -	\$ 465.61	\$ 99,972.22
CC LIBRARY	\$ 18,386.31	\$ -	\$ -	\$ 85.97	\$ 18,472.28
RECORDS MANAGEMENT	\$ 22,359.56	\$ -	\$ -	\$ 104.59	\$ 22,464.15
ARCHIVE FEES	\$ 81,931.33	\$ -	\$ -	\$ 383.38	\$ 82,314.71
DIST ATTY FORFEITURE	\$ 44,313.98	\$ -	\$ -	\$ 207.34	\$ 44,521.32
SHERIFF FOREITURE	\$ 39,692.13	\$ -	\$ -	\$ 185.75	\$ 39,877.88
JAIL COMMISSARY	\$ 31,987.47	\$ -	\$ -	\$ 149.69	\$ 32,137.16
2012 GO REFUNDING	\$ 247,035.44	\$ -	\$ -	\$ 1,155.94	\$ 248,191.38
HOTEL TAX FUND	\$ 187,452.57	\$ -	\$ -	\$ 877.13	\$ 188,329.70
AMERICAN RESCUE GRANT	\$ 709,386.47	\$ -	\$ -	\$ 3,319.33	\$ 712,705.80
TOTAL: TREAS FUND	\$ 6,252,059.67	\$ 2,000,000.00	\$ -	\$ 37,401.17	\$ 8,289,460.84

YEAR - TO - DATE INTEREST	BAL FORWARD	CURRENT INT.	BALANCE
	\$ 93,379.83	\$ 37,401.17	\$ 130,781.00

AVG. YEILD FOR JAN 2024 5.51% MKT VALU/SHARE \$ 1.00

Activity Type Date Receipt	Description Rate Security	Maturity	SK Receipt(s)	Par/Shares Original Face Withholding	Interest/Dividend Net Amount
RECEIPTS					
Settled/Cleared Activity					
01/26/2024	FEDERAL HOME LOAN BANK 5.125	03/14/2025		500,000.00	502,820.50
409009681	3130AWT59			.00	12,314.24
				.00	515,134.74
01/29/2024	HUGHES FED CR UN TUCSON ARIZ 4.60	01/29/2026		249,000.00	249,000.00
409009682	444425AK8			.00	249,000.00
01/31/2024	FIRST COMMERCE BANCORP INC 4.40	01/30/2026		249,000.00	249,000.00
409009683	31985HCH7			.00	.00
Total	RECEIPTS			998,000.00	1,000,820.50
				.00	12,314.24
				.00	1,013,134.74
MATURITIES					
01/25/2024	FARMER MAC .79	01/25/2024		1,025,000.00	1,025,000.00
409007516	31422XSMS			.00	.00
Total	MATURITIES			1,025,000.00	1,025,000.00
				.00	.00
				.00	1,025,000.00
INTEREST					
01/02/2024	WELLS FARGO BANK NATL ASSN 4.80	05/02/2025		.00	.00
409007515	949764BP8			.00	1,015.10
				.00	1,015.10
01/12/2024	FIRST TECHNOLOGY FEDERAL CREDI 4.90	05/12/2025		.00	.00
409007512	3371SLFE5			.00	1,036.25
				.00	1,036.25
01/25/2024	FARMER MAC .79	01/25/2024		.00	.00
409007516	31422XSMS			.00	4,048.75
				.00	4,048.75
Total	INTEREST			.00	.00
				.00	6,100.10
				.00	6,100.10



COOKE COUNTY
16960003

Activity Statement for Currency USD

01/01/2024 - 01/31/2024
Page 2

Activity Type Date Receipt	Description Rate Security	Maturity	SK Receipt(s)	Par/Shares Original Face Withholding	Interest/Dividend Net Amount
Upcoming Activity					
INTEREST					
02/02/2024	WELLS FARGO BANK NATL ASSN	05/02/2025		.00	.00
409007515	949764BP8			.00	1,015.10
02/12/2024	FIRST TECHNOLOGY FEDERAL CREDI	05/12/2025		.00	.00
409007512	33715LFES			.00	1,036.25
02/29/2024	HUGHES FED CR UN TUCSON ARIZ	01/29/2026		.00	.00
409009682	444425AK8			.00	972.81
02/29/2024	FIRST COMMERCE BANCORP INC	01/30/2026		.00	.00
409009683	31985HCH7			.00	870.48
Total	INTEREST			.00	3,894.64
				.00	3,894.64
				.00	3,894.64

PNC and PNC Bank are registered marks of The PNC Financial Services Group, Inc. (PNC).
PNC makes no representations as to the accuracy or completeness of the information herein.



COOKE COUNTY
16960003

Custody Holdings for Currency USD

As of 01/31/2024
Page 3

Security Receipt	Trade Date Settlement Date	Cost Basis	Par/Shares Original Face	Description Rate, Maturity	Principal Cost Market Value	Date Priced
14042R0X2	04/27/2022	100.000000	246,000.00	CAPITAL ONE NA CD	246,000.00	01/31/2024
409001972	05/05/2022		.00	2.65, 05/06/2024	244,386.80	
14042TFT9	04/27/2022	100.000000	246,000.00	CAPITAL ONE BANK USA NA CD	246,000.00	01/31/2024
409001971	05/05/2022		.00	2.65, 05/06/2024	244,386.80	
3130AWS92	09/27/2023	99.573600	1,000,000.00	FEDERAL HOME LOAN BANK	995,736.00	01/31/2024
408003473	10/03/2023		.00	4.875, 09/12/2025	1,007,477.54	01/31/2024
3130AWT59	01/24/2024	100.564100	500,000.00	FEDERAL HOME LOAN BANK	502,820.50	01/31/2024
409009681	01/26/2024		.00	5.125, 03/14/2025	502,506.73	
3133ENZ94	09/27/2023	99.185400	1,000,000.00	FEDERAL FARM CREDIT BANK	991,854.00	01/31/2024
408003472	10/03/2023		.00	4.50, 11/18/2024	997,882.99	01/31/2024
31985HCH7	01/24/2024	100.000000	249,000.00	FIRST COMMERCE BANCORP INC INTEREST CD'S	249,000.00	01/31/2024
409009683	01/31/2024		.00	4.40, 01/30/2026	248,594.88	
33715LFE5	04/26/2023	100.000000	249,000.00	FIRST TECHNOLOGY FEDERAL CREDI	249,000.00	01/31/2024
409007512	05/12/2023		.00	4.90, 05/12/2025	249,473.15	
444425AK8	01/24/2024	100.000000	249,000.00	HUGHES FED CR UN TUCSON ARIZ INTEREST CD'S	249,000.00	01/31/2024
409009682	01/29/2024		.00	4.60, 01/29/2026	249,538.94	
61690U5F3	04/26/2023	100.000000	244,000.00	MORGAN STANLEY BK N A	244,000.00	01/31/2024
409007513	05/03/2023		.00	4.80, 05/05/2025	244,119.21	
61768ESV6	04/26/2023	100.000000	244,000.00	MORGAN STANLEY PRIVATE BK NATL	244,000.00	01/31/2024
409007514	05/03/2023		.00	4.80, 05/05/2025	244,119.21	
912797GK7	11/22/2023	N/A	1,035,000.00	US TREASURY BILL	999,239.72	01/31/2024
472000147	11/28/2023		.00	D1, 08/08/2024	1,008,644.96	
949764BP8	04/26/2023	100.000000	249,000.00	WELLS FARGO BANK NATL ASSN	249,000.00	01/31/2024
409007515	05/02/2023		.00	4.80, 05/02/2025	249,132.37	
Total USD Par			5,511,000.00	Total USD Cost	5,465,650.22	
Total USD Original Face			5,511,000.00	Total USD Market Value	5,490,263.58	

PNC and PNC Bank are registered marks of The PNC Financial Services Group, Inc. (PNC).
PNC makes no representations as to the accuracy or completeness of the information herein.



C.D. INVESTMENTS

SIMMONS BANK

January 2024

<u>C.D.#</u>	<u>PURCHASE DATE</u>	<u>AMOUNT</u>	<u>MAT. DATE</u>
Library Liddell 2363	Jan 25, 2023	7,500.00	Jan 25, 2025
Library Liddell 2389	Jan 25, 2023	7,500.00	Jan 25, 2025
Library Rosenstein 5099	Dec 12, 2020	11,000.00	Dec 12, 2023
Library Rosenstein 8294	Mar 16, 2021	8,000.00	Mar 24, 2024

INT. EARNED MONTHLY:

2-Liddell CD's @ 2.25%
Rosenstein #5099 CD @ 1.00%
Rosenstein #8294 CD @ .60%

Interest is deposited into the Treasurer's Fund. The 4 Library's CDs' interest is deposited quarterly.

THE FIRST STATE BANK

<u>C.D.#</u>	<u>PURCHASE DATE</u>	<u>AMOUNT</u>	<u>MAT. DATE</u>
GEN/7619049	Dec 17, 2022	250,000.00	March 17, 2024

INT. EARNED MONTHLY:

Gen CD @ 4.00

Interest accrues monthly and is deposited monthly with depository bank into the Treasurer's Fund

COMBINED STATEMENT OF CASH POSITION FOR JANUARY

FUND NAME	CHECKING ACCOUNT	CHECKING AMOUNT	TDOA ACCOUNT	TDOA AMOUNT	FUND TOTAL
2024 001 GENERAL	TREAS FUND	4,204,513.23	TEXPOOL LOGIC TEXSTAR T-BILLS CERT DEPOS	4,471,747.79 3,111,319.66 3,334,225.22 3,494,548.47 2,226,000.00	20,842,354.37
2024 011 ROAD & BRIDGE 1	TREAS FUND	940,559.80	TEXPOOL LOGIC TEXSTAR	801,283.20 605,703.52 723,280.28	3,070,826.80
2024 012 ROAD & BRIDGE 2	TREAS FUND	936,619.43	TEXPOOL LOGIC TEXSTAR	350,774.84 373,226.74 344,062.37	2,004,683.38
2024 013 ROAD & BRIDGE 3	TREAS FUND	918,642.07	TEXPOOL LOGIC TEXSTAR	677,105.58 413,248.60 492,974.45	2,501,970.70
2024 014 ROAD & BRIDGE 4	TREAS FUND	991,775.60	TEXPOOL LOGIC TEXSTAR	1,130,934.88 963,412.67 900,535.60	3,986,658.75
2024 019 FM & LATERAL	TREAS FUND	32,122.71	TEXPOOL LOGIC TEXSTAR	297,761.03 302,677.09 284,047.11	916,607.94
2024 020 TJPC	TREAS FUND TREAS FUND	51,842.37	TEXPOOL LOGIC TEXSTAR TEXPOOL LOGIC TEXSTAR		51,842.37
2024 022 JUVENILE PROBATION	TREAS FUND	82,105.24	TEXPOOL LOGIC TEXSTAR		82,105.24
2024 023 JUVENILE PROB. IV-E	TREAS FUND	216.87	TEXPOOL LOGIC TEXSTAR		216.87
2024 024 JUVENILE DELINQUENCY PREVENTNTREAS FUND	TREAS FUND	38,436.17	TEXPOOL LOGIC TEXSTAR		38,436.17
2024 028 ADULT PROBATION	TREAS FUND	30,966.01	TEXPOOL LOGIC TEXSTAR	218,825.23 141,248.63 165,284.83	556,324.70
2024 029 COMMUNITY CORRECTIONS	TREAS FUND	12,836.27	TEXPOOL LOGIC		12,836.27
2024 031 CONTRACT ELECTIONS	TREAS FUND	31,197.72	TEXPOOL LOGIC		31,197.72
2024 032 DISTRICT CLERK PRESERVATION TREAS FUND	TREAS FUND	7,115.63-	TEXPOOL LOGIC TEXSTAR		7,115.63-

FUND NAME	CHECKING ACCOUNT	CHECKING AMOUNT	TDOA ACCOUNT	TDOA AMOUNT	FUND TOTAL
2024 033 COUNTY/DISTRICT TECHNOLOGY	FTREAS FUND	13,736.08	TEXPOOL LOGIC TEXSTAR		13,736.08
2024 034 COURT REPORTER	TREAS FUND	29,341.24	TEXPOOL LOGIC TEXSTAR	10,131.91	39,473.15
2024 035 PERMANENT IMPROVEMENT	TREAS FUND	558,184.50-	TEXPOOL LOGIC TEXSTAR STONE	2,505,732.55 812,837.54 1,334,229.11	4,094,614.70
2024 037 LAW ENFORCEMENT ED	TREAS FUND	6,060.71	TEXPOOL LOGIC TEXSTAR	11,391.92	17,452.63
2024 038 JP TECH	TREAS FUND	10,791.06	TEXPOOL LOGIC TEXSTAR	29,922.77	40,713.83
2024 040 LAW LIBRARY	TREAS FUND	42,944.62	TEXPOOL LOGIC TEXSTAR	125,646.76 76,799.79	245,391.17
2024 041 CC LIBRARY FUND	TREAS FUND	25,420.16	TEXPOOL LOGIC TEXSTAR	29,001.39 18,472.28 28,548.01	101,441.84
2024 042 CC HISTORICAL COMM.	TREAS FUND	2,679.14	TEXPOOL LOGIC TEXSTAR	33,049.47	2,679.14
2024 043 JP COURTHOUSE SECURITY	TREAS FUND	34,695.34	TEXPOOL LOGIC TEXSTAR	105,105.13 99,972.22 105,291.23	359,792.98
2024 044 COURTHOUSE SECURITY	TREAS FUND	49,424.40	TEXPOOL LOGIC TEXSTAR	164.70-	164.70-
2024 046 CHAPTER 19	TREAS FUND	164.70-	TEXPOOL LOGIC TEXSTAR		
2024 047 CC RECORDS MANAGEMENT	TREAS FUND	22,710.69	TEXPOOL LOGIC TEXSTAR		22,710.69
2024 048 COUNTY RECORDS MANAGEMENT	TREAS FUND	5,198.37	TEXPOOL LOGIC TEXSTAR	22,464.15	27,662.52
2024 049 CC RECORDS PRESERVATION	TREAS FUND	53,615.63	TEXPOOL LOGIC TEXSTAR	99,181.83	152,797.46
2024 050 DIST CLERK RECORDS MANAGEMENT	TREAS FUND	55,347.13	TEXPOOL LOGIC TEXSTAR	17,095.75	72,442.88
2024 051 DISTRICT CLERK ARCHIVE	TREAS FUND	30,467.05	TEXPOOL	4,557.44	

DATE	FUND NAME	CHECKING ACCOUNT	CHECKING AMOUNT	TDOA ACCOUNT	TDOA AMOUNT	FUND TOTAL
2024 052	COUNTY CLERK ARCHIVE FEE	TREAS FUND	32,324.26	TEXPOOL LOGIC TEXSTAR	83,037.47 82,314.71 71,557.56	269,234.00
2024 053	CA CHECK COLLECTING	TREAS FUND	976.18	TEXPOOL LOGIC TEXSTAR		976.18
2024 054	DA CHECK COLLECTING	TREAS FUND	675.92	TEXPOOL		675.92
2024 056	DISTRICT ATTY FORFEITURE	TREAS FUND	1,175.08	TEXPOOL LOGIC TEXSTAR	40,921.30 44,521.32	86,617.70
2024 057	D A SEIZURE FUND	TREAS FUND	206,137.90	TEXPOOL		206,137.90
2024 058	SHERIFF FORFEITURE	TREAS FUND	26,178.65	TEXPOOL LOGIC TEXSTAR	69,645.12 39,877.88	135,701.65
2024 059	JAIL COMMISSARY	TREAS FUND	55,257.19	TEXPOOL LOGIC TEXSTAR	90,294.49 32,137.16 53,035.25	230,724.09
2024 061	GO REFUNDING DEBT SERVITREAS FUND	TREAS FUND	161,481.77	TEXPOOL LOGIC TEXSTAR	175,422.54 248,191.38 173,630.21	758,725.90
2024 088	STATE FEES	TREAS FUND	22,313.54	TEXPOOL LOGIC TEXSTAR	10,797.27	33,110.81
2024 090	OFFICER'S TRUST	TREAS FUND		TEXPOOL		
2024 091	LIBRARY TRUST - LIDDELL	TREAS FUND	1,709.45	CERT DEPOS	15,000.00	16,709.45
2024 092	LIBRARY TRUST - ROSENSTEIN	TREAS FUND	343.12	CERT DEPOS	19,000.00	19,343.12
2024 093	TAX ASSESSOR COLLECTOR ACCOU					
2024 094	COUNTY CLERK ACCOUNTS					
2024 095	DISTRICT CLERK ACCOUNTS					
2024 096	SHERIFF'S OFFICE ACCOUNTS					
2024 097	COUNTY ATTORNEY ACCOUNT					
2024 098	PAYROLL CLEARING	PAYROLL	2,806,265.03			2,806,265.03
2024 099	DISTRICT ATTORNEY RESTITUTIO					
2024 100	CHILD ABUSE PREVENTION FUND TREAS FUND	TREAS FUND	519.60	TEXPOOL		519.60

FUND NAME	CHECKING ACCOUNT	CHECKING AMOUNT	TDOA ACCOUNT	TDOA AMOUNT	FUND TOTAL
2024 101 PRETRIAL DIVERSION	TREAS FUND	27,920.03	TEXPOOL LOGIC	288,645.60 188,329.70 251,874.57	27,920.03
2024 102 HOTEL OCCUPANCY TAX FUND	TREAS FUND	71,276.04	TEXPOOL LOGIC TEXSTAR	800,125.91	
2024 103 HAVA GRANT FUND					
2024 104 AMERICAN RESCUE PROG GRANT	TREAS FUND	91,659.26	TEXPOOL LOGIC TEXSTAR	758,616.35 712,705.80 706,099.68	2,269,081.09
2024 105 JUNIOR EMS PROGRAM					
2024 106 PAUPERS CEMETERY					
2024 107 OPIOID SETTLEMENT FUNDS	TREAS FUND	65,019.98	TEXPOOL LOGIC TEXSTAR		65,019.98
TOTAL		11,660,033.28		35,449,314.40	47,109,347.68

CHECK ACCOUNT

ACCOUNT BALANCE - TREAS FUND	8,853,768.25
ACCOUNT BALANCE - PAYROLL	2,806,265.03

TOTAL	<u>11,660,033.28</u>
-------	----------------------

TDOA ACCOUNT

ACCOUNT BALANCE - TEXPOOL	12,436,629.61
ACCOUNT BALANCE - LOGIC	8,289,460.84
ACCOUNT BALANCE - TEXSTAR	8,968,675.48
ACCOUNT BALANCE - T-BILLS	3,494,548.47
ACCOUNT BALANCE - CERT DEPOS	2,260,000.00

TOTAL	<u>35,449,314.40</u>
-------	----------------------

ACCOUNT NAME	BEGINNING CASH BALANCE	CASH RECEIPTS	CASH DISBURSEMENTS	ENDING CASH BALANCE
2024 001 GENERAL - GENERAL FUND	1,582,407.90	7,599,128.65	4,977,023.32	4,204,513.23
CASH ON HAND	14,266.51	.00	.00	14,266.51
CASH INVESTED - TEXPOOL	3,452,121.89	1,019,625.90	4,471,747.79	4,471,747.79
CASH INVESTED - LOGIC	2,097,431.99	1,013,887.67	.00	3,111,319.66
CASH INVESTED - TEXSTAR	2,319,811.53	1,014,413.69	.00	3,334,225.22
CASH INVESTED - STONE CASTLE	.00	.00	.00	.00
T-BILLS - INVESTMENTS	4,004,413.73	515,134.74	1,025,000.00	3,494,548.47
CASH INVESTMENT-CD	1,728,000.00	498,000.00	.00	2,226,000.00
FUND TOTALS	15,198,453.55	11,660,190.65	6,002,023.32	20,7856,620.88

2024 011 ROAD & BRIDGE 1	388,884.86	944,564.05	392,889.11	940,559.80
CASH - ROAD & BRIDGE # 1	598,332.40	202,950.80	.00	801,283.20
CASH INVESTED - TEXPOOL	353,033.28	252,670.24	.00	605,703.52
CASH INVESTED - LOGIC	520,694.69	202,585.59	.00	723,280.28
T-BILL INVESTMENTS	.00	.00	.00	.00
FUND TOTALS	1,860,945.23	1,602,770.68	392,889.11	3,070,826.80

2024 012 ROAD & BRIDGE 2	429,645.48	944,389.30	437,415.35	936,619.43
CASH - ROAD & BRIDGE # 2	149,860.09	200,914.75	.00	350,774.84
CASH INVESTED - TEXPOOL	121,639.21	251,587.53	.00	373,226.74
CASH INVESTED - LOGIC	143,182.32	200,880.05	.00	344,062.37
T-BILL INVESTMENTS	.00	.00	.00	.00
FUND TOTALS	844,327.10	1,597,771.63	437,415.35	2,004,683.38

2024 013 ROAD & BRIDGE 3	425,809.00	944,492.27	451,659.20	918,642.07
CASH - ROAD & BRIDGE # 3	474,715.96	202,389.62	.00	677,105.58
CASH INVESTED - TEXPOOL	161,474.72	251,773.88	.00	413,248.60
CASH INVESTED - LOGIC	291,424.68	201,549.77	.00	492,974.45
T-BILL INVESTMENTS	.00	.00	.00	.00
FUND TOTALS	1,353,424.36	1,600,205.54	451,659.20	2,501,970.70

2024 014 ROAD & BRIDGE 4	421,338.23	944,177.76	373,740.39	991,775.60
CASH - ROAD & BRIDGE # 4	926,494.25	204,440.63	.00	1,130,934.88
CASH INVESTED - TEXPOOL	709,076.48	254,336.19	.00	963,412.67
CASH INVESTED - LOGIC	697,152.83	203,382.77	.00	900,535.60
T-BILL INVESTMENTS	.00	.00	.00	.00
FUND TOTALS	2,754,061.79	1,606,337.35	373,740.39	3,986,658.75

2024 019 FM & LATERAL	29,114.41	3,008.45	.15	32,122.71
CASH - F M & LATERAL	296,415.33	1,345.70	.00	297,761.03
CASH INVESTED - LOGIC	301,267.39	1,409.70	.00	302,677.09
CASH INVESTED - TEXSTAR	282,769.63	1,277.48	.00	284,047.11
T-BILL INVESTMENT	.00	.00	.00	.00
FUND TOTALS	909,566.76	7,041.33	.15	916,607.94

2024 020 TJPC	76,062.76	.00	24,220.39	51,842.37
CASH - T.J.P.C.	.00	.00	.00	.00
CASH INVESTED - LOGIC	.00	.00	.00	.00
CASH INVESTED - TEXSTAR	.00	.00	.00	.00

ACCOUNT NAME FUND TOTALS	BEGINNING CASH BALANCE	CASH RECEIPTS	CASH DISBURSEMENTS	ENDING CASH BALANCE
2024 022 JUVENILE PROBATION CASH - JUV. PROB. DIV INVESTMENTS FUND TOTALS	81,485.76 .00 81,485.76	619.48 .00 619.48	.00 .00 .00	82,105.24 .00 82,105.24
2024 023 JUVENILE PROB. IV-E CASH - IV-E CASH INVESTED CASH INVESTED - LOGIC CASH INVESTED - TEXSTAR FUND TOTALS	216.01 .00 .00 .00 216.01	.86 .00 .00 .00 .86	.00 .00 .00 .00 .00	216.87 .00 .00 .00 216.87
2024 024 JUVENILE DELINQUENCY PREVENTN CASH - JUVENILE DELINQUENCY PR INVESTMENTS CASH INVESTED - LOGIC CASH INVESTED - TEXSTAR FUND TOTALS	38,286.34 .00 .00 38,286.34	149.83 .00 .00 149.83	.00 .00 .00 .00	38,436.17 .00 .00 38,436.17
2024 028 ADULT PROBATION CASH - ADULT PROBATION CASH ON HAND CASH INVESTED - TEXPOOL CASH INVESTED - LOGIC CASH INVESTED - TEXSTAR FUND TOTALS	46,655.12 75.00 217,836.29 140,590.77 164,541.47 569,698.65	28,897.85 .00 988.94 657.86 743.36 31,288.01	44,586.96 .00 .00 .00 .00 44,586.96	30,966.01 75.00 218,825.23 141,248.63 165,284.83 556,399.70
2024 029 COMMUNITY CORRECTIONS CASH - COMMUNITY CORRECTI INVESTMENTS CASH INVESTED - LOGIC FUND TOTALS	13,245.11 .00 13,245.11	5,528.00 .00 5,528.00	5,936.84 .00 5,936.84	12,836.27 .00 12,836.27
2024 031 CONTRACT ELECTIONS CASH - CONTRACT ELECTIONS CASH INVESTED - TEXPOOL CASH INVESTED - LOGIC FUND TOTALS	31,074.02 .00 31,074.02	123.70 .00 123.70	.00 .00 .00	31,197.72 .00 31,197.72
2024 032 DISTRICT CLERK PRESERVATION CASH - DISTRICT CLERK PRESVATI INVESTMENTS CASH INVESTED - LOGIC CASH INVESTED - TEXSTAR FUND TOTALS	5,643.74 .00 .00 5,643.74	.00 .00 .00 .00	1,471.89 .00 .00 1,471.89	7,115.63 .00 .00 7,115.63
2024 033 COUNTY/DISTRICT TECHNOLOGY FUN CASH - COUNTY/DISTRICT TECH INVESTMENTS CASH INVESTED - LOGIC CASH INVESTED - TEXSTAR FUND TOTALS	13,670.57 .00 .00 13,670.57	65.51 .00 .00 65.51	.00 .00 .00 .00	13,736.08 .00 .00 13,736.08
2024 034 COURT REPORTER CASH - COURT REPORTER FUND	28,107.24	1,234.00	.00	29,341.24

ACCOUNT NAME	BEGINNING CASH BALANCE	CASH RECEIPTS	CASH DISBURSEMENTS	ENDING CASH BALANCE
2024 035 PERMANENT IMPROVEMENT	38,193.28	1,279.87	.00	39,473.15
CASH INVESTED - LOGIC	.00	.00	.00	.00
CASH INVESTED - TEXSTAR	.00	.00	.00	.00
FUND TOTALS	38,193.28	1,279.87	.00	39,473.15
2024 037 LAW ENFORCEMENT ED	6,036.42	24.29	.00	6,060.71
CASH INVESTED - LAW ENFORCEMENT ED	11,340.47	51.45	.00	11,391.92
CASH INVESTED - LOGIC	.00	.00	.00	.00
CASH INVESTED - TEXSTAR	.00	.00	.00	.00
FUND TOTALS	17,376.89	75.74	.00	17,452.63
2024 038 JP TECH	11,531.89	109.22	850.05	10,791.06
CASH - J P TECH FUND	29,787.58	135.19	.00	29,922.77
CASH INVESTED - LOGIC	.00	.00	.00	.00
CASH INVESTED - TEXSTAR	.00	.00	.00	.00
FUND TOTALS	41,319.47	244.41	850.05	40,713.83
2024 040 LAW LIBRARY	41,795.00	1,736.72	587.10	42,944.62
CASH - LAW LIBRARY	125,078.91	567.85	.00	125,646.76
CASH INVESTED - LOGIC	76,442.12	357.67	.00	76,799.79
CASH INVESTED - TEXSTAR	.00	.00	.00	.00
FUND TOTALS	243,316.03	2,662.24	587.10	245,391.17
2024 041 CC LIBRARY FUND	25,011.54	1,252.63	844.01	25,420.16
CASH - COOKE COUNTY LIBRA	28,870.25	131.14	.00	29,001.39
CASH INVESTED - LOGIC	18,386.31	85.97	.00	18,472.28
CASH INVESTED - TEXSTAR	28,419.62	128.39	.00	28,548.01
T-BILL INVESTMENTS	.00	.00	.00	.00
FUND TOTALS	100,687.72	1,598.13	844.01	101,441.84
2024 042 CC HISTORICAL COMM.	2,668.41	10.73	.00	2,679.14
CASH - COOKE CO. HISTORIC	2,668.41	10.73	.00	2,679.14
FUND TOTALS	2,668.41	10.73	.00	2,679.14
2024 043 JP COURTHOUSE SECURITY	34,543.40	151.94	.00	34,695.34
CASH - JP COURTHOUSE SECURITY	32,900.06	149.41	.00	33,049.47
CASH INVESTED - LOGIC	.00	.00	.00	.00
CASH INVESTED - TEXSTAR	.00	.00	.00	.00
FUND TOTALS	67,443.46	301.35	.00	67,744.81
2024 044 COURTHOUSE SECURITY	49,955.98	1,228.81	1,760.39	49,424.40
CASH - COURTHOUSE SECURIT	104,630.10	475.03	.00	105,105.13

ACCOUNT NAME	BEGINNING CASH BALANCE	CASH RECEIPTS	CASH DISBURSEMENTS	ENDING CASH BALANCE
2024 046 CHAPTER 19	164.45-	164.45	164.70-	164.70-
CASH - CHAPTER 19				
INVESTMENTS	164.45-	164.45	164.70-	164.70-
FUND TOTALS				
2024 047 CC RECORDS MANAGEMENT	22,283.28	427.41	.00	22,710.69
CASH - CC RECORDS MANAGEMENT				
INVESTMENTS - TEXPOOL	22,283.28	427.41	.00	22,710.69
FUND TOTALS				
2024 048 COUNTY RECORDS MANAGEMENT	5,063.57	134.80	.00	5,198.37
CASH - RECORDS MANAGEMENT				
CASH INVESTED - TEXPOOL	5,063.57	134.80	.00	5,198.37
CASH INVESTED - LOGIC	22,359.56	104.59	.00	22,464.15
CASH INVESTED - TEXSTAR	.00	.00	.00	.00
FUND TOTALS	27,423.13	239.39	.00	27,662.52
2024 049 CC RECORDS PRESERVATION	46,647.41	6,968.22	.00	53,615.63
CASH - RECORDS PRESERVATION				
CASH INVESTED - TEXPOOL	46,647.41	6,968.22	.00	53,615.63
CASH INVESTED - LOGIC	98,733.61	448.22	.00	99,181.83
CASH INVESTED - TEXSTAR	.00	.00	.00	.00
FUND TOTALS	145,381.02	7,416.44	.00	152,797.46
2024 050 DIST CLERK RECORDS MANAGEMENT	54,137.38	1,209.75	.00	55,347.13
CASH - DIST CLERK RECORDS MANAGEMENT				
CASH INVESTED	54,137.38	1,209.75	.00	55,347.13
CASH INVESTED - LOGIC	17,018.54	77.21	.00	17,095.75
CASH INVESTED - TEXSTAR	.00	.00	.00	.00
FUND TOTALS	71,155.92	1,286.96	.00	72,442.88
2024 051 DISTRICT CLERK ARCHIVE	30,344.91	122.14	.00	30,467.05
INVESTMENTS				
CASH INVESTED	30,344.91	122.14	.00	30,467.05
CASH INVESTED - LOGIC	4,536.94	20.50	.00	4,557.44
CASH INVESTED - TEXSTAR	.00	.00	.00	.00
FUND TOTALS	34,881.85	142.64	.00	35,024.49
2024 052 COUNTY CLERK ARCHIVE FEE	25,789.07	6,535.19	.00	32,324.26
CASH - RECORDS ARCHIVE				
INVESTMENTS	25,789.07	6,535.19	.00	32,324.26
CASH INVESTED - LOGIC	82,662.20	375.27	.00	83,037.47
CASH INVESTED - TEXSTAR	81,931.33	383.38	.00	82,314.71
FUND TOTALS	261,618.35	7,615.65	.00	269,234.00
2024 053 CA CHECK COLLECTING	976.18	.00	.00	976.18
CASH - CHECK COLLECTING &				
CASH INVESTED - LOGIC	976.18	.00	.00	976.18
CASH INVESTED - TEXSTAR	.00	.00	.00	.00
FUND TOTALS	976.18	.00	.00	976.18
2024 054 DA CHECK COLLECTING	600.92	51,858.16	51,783.16-	675.92
CASH - DA CHECK COLLECTING				
FUND TOTALS	600.92	51,858.16	51,783.16-	675.92

ACCOUNT NAME	BEGINNING CASH BALANCE	CASH RECEIPTS	CASH DISBURSEMENTS	ENDING CASH BALANCE
2024 056 DISTRICT ATTY FORFEITURE	1,170.39	4.69	.00	1,175.08
CASH - D.A. FORFEITURE FU	40,736.38	184.92	.00	40,921.30
CASH INVESTED - TEXPOOL	44,313.98	207.34	.00	44,521.32
CASH INVESTED - LOGIC	.00	.00	.00	.00
CASH INVESTED - TEXSTAR	.00	.00	.00	.00
FUND TOTALS	86,220.75	396.95	.00	86,617.70
2024 057 D A SEIZURE FUND	206,137.90	.00	.00	206,137.90
CASH - SEIZURE-LAW	206,137.90	.00	.00	206,137.90
INVESTMENTS	.00	.00	.00	.00
FUND TOTALS	206,137.90	.00	.00	206,137.90
2024 058 SHERIFF FORFEITURE	27,237.70	107.80	1,166.85	26,178.65
CASH-SHERIFF FORFEITURE	69,330.37	314.75	.00	69,645.12
INVESTMENTS	39,692.13	185.75	.00	39,877.88
CASH INVESTED - LOGIC	.00	.00	.00	.00
CASH INVESTED - TEXSTAR	.00	.00	.00	.00
FUND TOTALS	136,260.20	608.30	1,166.85	135,701.65
2024 059 JAIL COMMISSARY	50,895.70	5,083.78	722.29	55,257.19
CASH - JAIL COMMISSARY	89,886.41	408.08	.00	90,294.49
CASH INVESTED - TEXPOOL	31,987.47	149.69	.00	32,137.16
CASH INVESTED - LOGIC	52,796.74	238.51	.00	53,035.25
CASH INVESTED - TEXSTAR	225,566.32	5,880.06	722.29	230,724.09
FUND TOTALS	225,566.32	5,880.06	722.29	230,724.09
2024 061 2004 GO REFUNDING DEBT SERVICE	44,517.56	116,975.42	11.21	161,481.77
CASH - 2004 GO REFUNDING D/S	174,629.71	792.83	.00	175,422.54
CASH INVESTED - TEXPOOL	247,035.44	1,135.94	.00	248,191.38
CASH INVESTED - LOGIC	172,849.28	780.93	.00	173,630.21
CASH INVESTED - TEXSTAR	.00	.00	.00	.00
T-BILL INVESTMENTS	.00	.00	.00	.00
FUND TOTALS	639,031.99	119,705.12	11.21	758,725.90
2024 088 STATE FEES	69,915.05	33,549.99	81,151.50	22,313.54
CASH - STATE FEES	10,748.55	48.72	.00	10,797.27
CASH INVESTED	.00	.00	.00	.00
CASH INVESTED - LOGIC	.00	.00	.00	.00
CASH INVESTED - TEXSTAR	.00	.00	.00	.00
FUND TOTALS	80,663.60	33,598.71	81,151.50	33,110.81
2024 090 OFFICER'S TRUST	.00	.00	.00	.00
CASH-OFFICERS TRUST	.00	.00	.00	.00
CASH INVESTED	.00	.00	.00	.00
CASH INVESTED - LOGIC	.00	.00	.00	.00
FUND TOTALS	.00	.00	.00	.00
2024 091 LIBRARY TRUST - LIDDELL	1,618.04	91.41	.00	1,709.45
CASH-LIBRARY TRUST/LIDDELL	15,000.00	.00	.00	15,000.00
CD INVESTMENT	16,618.04	91.41	.00	16,709.45
FUND TOTALS	16,618.04	91.41	.00	16,709.45
2024 092 LIBRARY TRUST - ROSENSTEIN	341.76	1.36	.00	343.12
CASH-LIBRARY TRUST/ROSENSTEIN				

ACCOUNT NAME	BEGINNING CASH BALANCE	CASH RECEIPTS	CASH DISBURSEMENTS	ENDING CASH BALANCE
2024 093 TAX ASSESSOR COLLECTOR ACCOUNT	33,786.04	.00	.00	33,786.04
CASH - TAC PWL-BOAT SALES TAX	12,307.32	.00	.00	12,307.32
CASH - TAC CREDIT CARDS	87,555.75	.00	.00	87,555.75
CASH - TAC TX DOT/COUNTY-STATE	.00	.00	.00	.00
CASH - TAC IRP ACCOUNT	.00	.00	.00	.00
CASH - TAC IVTRS ACCOUNT	8,224.75	.00	.00	8,224.75
CASH - TAC SALES TAX FUND-MVD	72,552.66	.00	.00	72,552.66
CASH - TAC PWL-BOAT TITLE-REG	654.70	.00	.00	654.70
CSH - TAC BEVERAGE-VOTER REG	3,549.20	.00	.00	3,549.20
FUND TOTALS	218,630.42	.00	.00	218,630.42
2024 094 COUNTY CLERK ACCOUNTS	77,900.00	.00	.00	77,900.00
CASH - COUNTY CLERK BONDS	2,740,278.27	.00	.00	2,740,278.27
CASH - COUNTY CLERK REGISTRY	59,124.90	.00	.00	59,124.90
CASH INVESTMENT - CD	2,877,303.17	.00	.00	2,877,303.17
FUND TOTALS	2,906,206.27	.00	.00	2,906,206.27
2024 095 DISTRICT CLERK ACCOUNTS	150,500.00	.00	.00	150,500.00
CASH - DISTRICT CLERK BOND	1,274,173.15	.00	.00	1,274,173.15
CASH - DISTRICT CLERK REGISTRY	67,762.44	.00	.00	67,762.44
CASH INVESTMENT - CD	1,492,435.59	.00	.00	1,492,435.59
FUND TOTALS	1,714,770.18	.00	.00	1,714,770.18
2024 096 SHERIFF'S OFFICE ACCOUNTS	24,000.00	.00	.00	24,000.00
CASH - SHERIFF'S BOND ACCOUNT	16,677.44	.00	.00	16,677.44
CASH - INMATE TRUST FUND	40,677.44	.00	.00	40,677.44
FUND TOTALS	61,354.88	.00	.00	61,354.88
2024 097 COUNTY ATTORNEY ACCOUNT	537.00	.00	.00	537.00
CASH - CNTY ATTORNEY HOT CHECK	.00	.00	.00	.00
COUNTY ATTORNEY - RESTITUTION	537.00	.00	.00	537.00
FUND TOTALS	537.00	.00	.00	537.00
2024 098 PAYROLL CLEARING	1,475,076.59	1,331,188.44	.00	2,806,265.03
CASH - PAYROLL CLEARING	1,475,076.59	.00	.00	1,475,076.59
INVESTMENTS	.00	.00	.00	.00
FUND TOTALS	1,475,076.59	1,331,188.44	.00	2,806,265.03
2024 099 DISTRICT ATTORNEY RESTITUTION	.00	.00	.00	.00
CASH - DISTRICT ATTORNEY RESTI	.00	.00	.00	.00
FUND TOTALS	.00	.00	.00	.00
2024 100 CHILD ABUSE PREVENTION FUND	517.53	2.07	.00	519.60
CASH-CHILD ABUSE PREVENTION	.00	.00	.00	.00
CASH INVESTED	517.53	2.07	.00	519.60
FUND TOTALS	517.53	2.07	.00	519.60
2024 101 PRETRIAL DIVERSION	25,220.03	2,700.00	.00	27,920.03
CASH-PRETRIAL DIVERSION	.00	.00	.00	.00
CASH INVESTED - TEXPOOL	.00	.00	.00	.00
CASH INVESTED - LOGIC	25,220.03	2,700.00	.00	27,920.03
FUND TOTALS	25,220.03	2,700.00	.00	27,920.03
2024 102 HOTEL OCCUPANCY TAX FUND	56,792.50	30,833.54	16,350.00-	71,276.04
CASH - HOTEL OCCUPANCY TAX	56,792.50	30,833.54	16,350.00-	71,276.04

ACCOUNT NAME	BEGINNING CASH BALANCE	CASH RECEIPTS	CASH DISBURSEMENTS	ENDING CASH BALANCE
2024 103 HAVA GRANT FUND				
CASH INVESTED - TEXPOOL	287,341.09	1,304.51	.00	288,645.60
CASH INVESTED - LOGIC	187,452.57	877.13	.00	188,329.70
CASH INVESTED - TEXSTAR	250,741.80	1,132.77	.00	251,874.57
FUND TOTALS	782,327.96	34,147.95	16,350.00	800,125.91
2024 104 AMERICAN RESCUE PROG GRANT				
CASH - AMERICAN RESCUE PROG GR	154,846.43	527.70	63,714.87	91,659.26
CASH INVESTED - TEXPOOL	755,187.81	3,428.54	.00	758,616.35
CASH INVESTED - LOGIC	709,386.47	3,319.33	.00	712,705.80
CASH INVESTED - TEXSTAR	702,924.04	3,175.64	.00	706,099.68
FUND TOTALS	2,322,344.75	10,451.21	63,714.87	2,269,081.09
2024 105 JUNIOR EMS PROGRAM				
CASH - JUNIOR EMS PROGRAM	569.97	.00	.00	569.97
FUND TOTALS	569.97	.00	.00	569.97
2024 106 PAUPERS CEMETERY				
CASH - PAUPERS CEMETERY	6,731.51	355.58	.00	7,087.09
FUND TOTALS	6,731.51	355.58	.00	7,087.09
2024 107 OPIOID SETTLEMENT FUNDS				
CASH - OPIOID SETTLEMENT FUNDS	64,759.29	260.69	.00	65,019.98
CASH INVESTED - LOGIC	.00	.00	.00	.00
CASH INVESTED - TEXSTAR	.00	.00	.00	.00
FUND TOTALS	64,759.29	260.69	.00	65,019.98
GRAND TOTALS	39,525,345.35	21,196,843.44	8,961,258.92	51,760,929.87