



MONTHLY REPORT

APRIL 2024


PATTY BRENNAN

COOKE COUNTY TREASURER


FINANCIAL REPORTS

May 28, 2024


In accordance with Local Government Code 114.026, this affidavit states the current cash and reports in the custody of the county treasurer as of the date of April 30, 2024.




John O. Roane,
Cooke County Judge



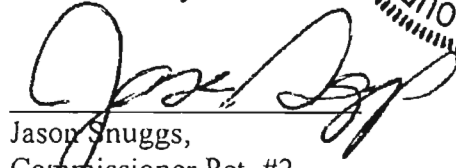
Gary Hollowell,
Commissioner Pct. #1



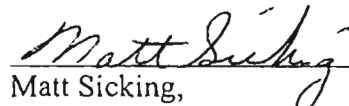
Adam Arendt,
Commission Pct. #3



Pam Harrison,
Cooke County Clerk



Jason Snuggs,
Commissioner Pct. #2



Matt Sicking,
Commissioner Pct. #4



AFFIDAVIT

STATE OF TEXAS

COUNTY OF COOKE


The members of the Commissioners' Court of Cooke County, Texas, state as follows:

The requirement of Subsection (C) of the Texas Local Government Code, §114.026 have been met for the term of April 2024. The amount of cash and other assets in the custody of the County Treasurer at the time of examination are:

Cash (includes on hand, money market accounts, and short-term investments) \$45,533,011.80

Other Assets (long term investments) \$ 0.00.

Sworn to and subscribed this 24th day of June 2024.




John O. Roane, Cooke County Judge



Gary Hollowell, Commissioner, Pct 1



Jason Snuggs, Commissioner, Pct 2




Adam Arendt, Commissioner, Pct 3



Matt Sicking, Commissioner, Pct 4

ATTEST:



Pam Harrison, County Clerk



TOTALS

PRIOR MONTH ENDING BANK STATEMENT BALANCE \$7,318,864.47 164
 CLEARED DEPOSITS \$2,801,783.74 7
 CLEARED ADDITIONS \$131,479.65 552
 CLEARED CHECKS \$2,955,839.22- 5
 CLEARED DEDUCTIONS \$238,674.79- 5

CURRENT MONTH ENDING BANK STATEMENT BALANCE \$7,057,613.85

CURRENT MONTH ENDING BANK STATEMENT BALANCE \$7,057,613.85
 OUTSTANDING DEPOSITS \$.00
 OUTSTANDING ADDITIONS \$.00
 OUTSTANDING CHECKS \$519,856.59- 829
 OUTSTANDING DEDUCTIONS \$.00

RECONCILED BOOK BALANCE \$6,537,757.26

ENDING STATEMENT DATE 04/30/2024 CLERK: PB

INVESTMENTS-LOGIC
PATTY BRENNAN, COOKE COUNTY TREASURER
APRIL 2024

ACCT NAME	BALANCE FORWARD	DEPOSITS	WITH-DRAWALS	CURRENT INTEREST	ENDING BALANCE
GENERAL	\$ 3,743,874.88	\$ -	\$ -	\$ 16,784.12	\$ 3,760,659.00
R & B -1	\$ 786,760.86	\$ -	\$ -	\$ 3,527.11	\$ 790,287.97
R & B -2	\$ 552,186.28	\$ -	\$ -	\$ 2,475.49	\$ 554,661.77
R & B -3	\$ 642,749.31	\$ -	\$ -	\$ 2,881.51	\$ 645,630.82
R & B -4	\$ 1,197,877.94	\$ -	\$ -	\$ 5,370.18	\$ 1,203,248.12
FM & L	\$ 305,408.35	\$ -	\$ -	\$ 1,369.16	\$ 306,777.51
ADULT PROBATION	\$ 142,523.23	\$ -	\$ -	\$ 638.95	\$ 143,162.18
PERM IMP	\$ 830,253.60	\$ 50,000.00	\$ -	\$ 3,789.33	\$ 884,042.93
LAW LIBRARY	\$ 77,492.84	\$ -	\$ -	\$ 347.40	\$ 77,840.24
CC LIBRARY	\$ 18,638.99	\$ -	\$ -	\$ 83.57	\$ 18,722.56
COURTHOUSE SECURITY	\$ 100,874.35	\$ -	\$ -	\$ 452.23	\$ 101,326.58
RECORDS MANAGEMENT	\$ 22,666.88	\$ -	\$ -	\$ 101.66	\$ 22,768.54
ARCHIVE FEES	\$ 83,057.53	\$ -	\$ -	\$ 372.36	\$ 83,429.89
DIST ATTY FORFEITURE	\$ 34,912.53	\$ -	\$ -	\$ 156.56	\$ 35,069.09
SHERIFF FOREITURE	\$ 40,237.74	\$ -	\$ -	\$ 180.36	\$ 40,418.10
JAIL COMMISSARY	\$ 32,427.17	\$ 15,000.00	\$ -	\$ 165.57	\$ 47,592.74
2012 GO REFUNDING	\$ 10,718.80	\$ -	\$ -	\$ 48.03	\$ 10,766.83
HOTEL TAX FUND	\$ 190,029.15	\$ -	\$ -	\$ 851.92	\$ 190,881.07
AMERICAN RESCUE GRANT	\$ 719,137.06	\$ -	\$ 200,000.00	\$ 2,865.47	\$ 522,002.53
TOTAL: TREAS FUND	\$ 9,531,827.49	\$ 65,000.00	\$ 200,000.00	\$ 42,460.98	\$ 9,439,288.47

YEAR - TO - DATE INTEREST	BAL FORWARD	CURRENT INT.	BALANCE
	\$ 215,147.65	\$ 42,460.98	\$ 257,608.63

AVG. YEILD FOR APRIL 2024: 5.45% MKT VALU/SHARE \$ 1.00

INVESTMENTS-TEX STAR
PATTY BRENNAN, COOKE COUNTY TREASURER
APRIL 2024

ACCT NAME	BALANCE FORWARD	DEPOSITS	WITH-DRAWALS	CURRENT INTEREST	ENDING BALANCE
GENERAL	\$ 4,068,463.00	\$ -	\$ -	\$ 17,741.86	\$ 4,086,204.86
R & B -1	\$ 1,005,703.85	\$ -	\$ -	\$ 4,385.70	\$ 1,010,089.55
R & B -2	\$ 522,621.99	\$ -	\$ -	\$ 2,279.07	\$ 524,901.06
R & B -3	\$ 672,834.47	\$ -	\$ -	\$ 2,934.14	\$ 675,768.61
R & B -4	\$ 1,184,507.10	\$ -	\$ -	\$ 5,165.43	\$ 1,189,672.53
FM & L	\$ 286,527.65	\$ -	\$ -	\$ 1,249.52	\$ 287,777.17
ADULT PROBATION	\$ 186,789.25	\$ -	\$ -	\$ 814.55	\$ 187,603.80
PERM IMP	\$ 1,184,814.89	\$ -	\$ -	\$ 5,166.77	\$ 1,189,981.66
LAW LIBRARY	\$ 20,061.02	\$ -	\$ -	\$ 87.48	\$ 20,148.50
CC LIBRARY	\$ 28,797.29	\$ -	\$ -	\$ 125.56	\$ 28,922.85
COURTHOUSE SECURITY	\$ 106,210.71	\$ -	\$ -	\$ 463.16	\$ 106,673.87
ARCHIVE FEES	\$ 72,182.46	\$ -	\$ -	\$ 314.78	\$ 72,497.24
JAIL COMMISSARY	\$ 78,574.70	\$ -	\$ -	\$ 342.66	\$ 78,917.36
2012 GO REFUNDING	\$ 17,062.43	\$ -	\$ -	\$ 74.42	\$ 17,136.85
HOTEL/MOTEL TAX	\$ 254,074.14	\$ -	\$ 25,000.00	\$ 1,064.30	\$ 230,138.44
AMERICAN RESCUE GRANT	\$ 712,265.97	\$ -	\$ 150,000.00	\$ 2,844.03	\$ 565,110.00
TOTAL: TREAS FUND	<u>\$ 10,401,490.92</u>	<u>\$ -</u>	<u>\$ 175,000.00</u>	<u>\$ 45,053.43</u>	<u>\$ 10,271,544.35</u>

YEAR - TO - DATE INTEREST	BAL FORWARD	CURRENT INT.	BALANCE
	\$ 221,330.73	\$ 45,053.43	\$ 266,384.16

AVG. YEILD FOR APRIL 2024 5.31% MKT VALUE / SHARE \$ 1.00

INVESTMENTS-TEXPOOL
PATTY BRENNAN, COOKE COUNTY TREASURER
APRIL 2024

ACCT NAME	BALANCE FORWARD	DEPOSITS	WITH-DRAWALS	CURRENT INTEREST	ENDING BALANCE
PERM IMP	\$ 2,065,212.01	\$ -	\$ -	\$ 9,020.53	\$ 2,074,232.54
R & B -1	\$ 883,517.29	\$ -	\$ -	\$ 3,859.08	\$ 887,376.37
R & B -2	\$ 429,060.20	\$ -	\$ -	\$ 1,874.09	\$ 430,934.29
R & B -3	\$ 758,046.94	\$ -	\$ -	\$ 3,311.04	\$ 761,357.98
R & B -4	\$ 1,416,962.14	\$ -	\$ 150,000.00	\$ 5,926.94	\$ 1,272,889.08
FM & L	\$ 300,370.93	\$ -	\$ -	\$ 1,311.98	\$ 301,682.91
GENERAL	\$ 5,216,080.47	\$ -	\$ -	\$ 22,783.05	\$ 5,238,863.52
STATE FUNDS	\$ 10,891.98	\$ -	\$ -	\$ 47.58	\$ 10,939.56
REC PRESV	\$ 120,112.41	\$ 50,000.00	\$ -	\$ 590.22	\$ 170,702.63
AMERICAN RESCUE GRANT	\$ 765,265.63	\$ -	\$ 150,000.00	\$ 3,080.42	\$ 618,346.05
LIBRARY	\$ 29,255.54	\$ -	\$ -	\$ 127.82	\$ 29,383.36
ADULT PROB	\$ 240,804.42	\$ -	\$ -	\$ 1,051.81	\$ 241,856.23
C H SECURITY	\$ 131,102.84	\$ -	\$ -	\$ 572.63	\$ 131,675.47
ARCHIVE	\$ 83,765.33	\$ -	\$ -	\$ 365.90	\$ 84,131.23
LAW LIBRARY	\$ 126,748.02	\$ -	\$ -	\$ 553.62	\$ 127,301.64
JP TECH	\$ 30,185.07	\$ -	\$ -	\$ 131.84	\$ 30,316.91
COURT REP	\$ 10,220.72	\$ -	\$ -	\$ 44.69	\$ 10,265.41
LAW ENFORCEMENT ED	\$ 11,491.77	\$ -	\$ -	\$ 50.14	\$ 11,541.91
JP-CH SECURITY	\$ 33,339.08	\$ -	\$ -	\$ 145.60	\$ 33,484.68
DIST CLK RECORDS MGMT	\$ 17,245.63	\$ 25,000.00	\$ -	\$ 108.10	\$ 42,353.73
DIST CLK ARCHIVE	\$ 4,597.48	\$ -	\$ -	\$ 20.10	\$ 4,617.58
DIST ATTY FORFEITURE	\$ 41,279.97	\$ -	\$ -	\$ 180.33	\$ 41,460.30
SHERIFF FORFEITURE	\$ 70,255.61	\$ -	\$ -	\$ 306.85	\$ 70,562.46
JAIL COMMISSARY	\$ 91,085.92	\$ -	\$ -	\$ 397.83	\$ 91,483.75
2004 GO-REFUNDING	\$ 16,858.35	\$ -	\$ -	\$ 73.61	\$ 16,931.96
HOTEL/MOTEL TAX	\$ 291,175.58	\$ -	\$ 25,000.00	\$ 1,228.13	\$ 267,403.71
TOTAL: TREAS FUND	\$ 13,194,931.33	\$ 75,000.00	\$ 325,000.00	\$ 57,163.93	\$ 13,002,095.26

YEAR - TO - DATE INTEREST	BAL FORWARD:	CURRENT INT.:	BALANCE:
	\$ 296,863.30	\$ 57,163.93	\$ 354,027.23

AVG. YEILD FOR APRIL 2024 5.31% MKT VALUE/ SHARI \$ 1.00

C.D. INVESTMENTS

SIMMONS BANK

April 2024

<u>C.D.#</u>	<u>PURCHASE DATE</u>	<u>AMOUNT</u>	<u>MAT. DATE</u>
Library Liddell 2363	Jan 25, 2023	7,500.00	Jan 25, 2025
Library Liddell 2389	Jan 25, 2023	7,500.00	Jan 25, 2025
Library Rosenstein 5099	Dec 12, 2023	11,000.00	Dec 12, 2026
Library Rosenstein 8294	Mar 24, 2021	8,000.00	Mar 24, 2027

INT. EARNED MONTHLY:

2-Liddell CD's @ 2.25%
Rosenstein #5099 CD @ 3.00%
Rosenstein #8294 CD @ 2.97% after 03/24/2024

Interest is deposited into the Treasurer's Fund quarterly.

THE FIRST STATE BANK

<u>C.D.#</u>	<u>PURCHASE DATE</u>	<u>AMOUNT</u>	<u>MAT. DATE</u>
GEN/***5466	Mar 18, 2024	250,000.00	Sept 18, 2024

INT. EARNED MONTHLY:

Gen CD @ 4.65 after March 17, 2024

Interest accrues monthly and is deposited monthly with depository bank into the Treasurer's Fund

Activity Type Date Receipt	Description Rate Security	Maturity	SK Receipt(s)	Par/Shares Original Face Withholding	Principal Interest/Dividend Net Amount
Settled/Cleared Activity					
INTEREST					
04/02/2024	WELLS FARGO BANK NATL ASSN			.00	.00
409007515	4.80 949764BP8	05/02/2025		.00	1,015.10
04/12/2024	FIRST TECHNOLOGY FEDERAL CREDI			.00	.00
409007512	4.90 33715LFE5	05/12/2025		.00	1,036.25
04/29/2024	HUGHES FED CR UN TUCSON ARIZ			.00	.00
409009682	4.60 444425AK8	01/29/2026		.00	972.81
04/30/2024	FIRST COMMERCE BANCORP INC			.00	.00
409009683	4.40 31985HCH7	01/30/2026		.00	930.51
04/30/2024	FIRST COMMERCE BANCORP INC			.00	.00
409009683	4.40 31985HCH7	01/30/2026		.00	-30.02
Total	INTEREST			.00	3,924.65
Upcoming Activity					
MATURITIES					
05/06/2024	CAPITAL ONE BANK USA NA CD			246,000.00	.00
409001971	2.65 14042TFT9	05/06/2024		.00	.00
05/06/2024	CAPITAL ONE NA CD			246,000.00	.00
409001972	2.65 14042RQX2	05/06/2024		.00	.00
Total	MATURITIES			492,000.00	.00
INTEREST					
05/02/2024	WELLS FARGO BANK NATL ASSN			.00	.00
409007515	4.80 949764BP8	05/02/2025		.00	982.36
05/03/2024	MORGAN STANLEY BK N A			.00	.00
409007513	4.80 61690USF3	05/05/2025		.00	5,839.96
05/03/2024	MORGAN STANLEY PRIVATE BK NATL			.00	.00
409007514	4.80 61768ESV6	05/05/2025		.00	5,839.96

PNC and PNC Bank are registered marks of The PNC Financial Services Group, Inc. (PNC).
PNC makes no representations as to the accuracy or completeness of the information herein.



Activity Type Date Receipt	Description Rate Security	Maturity	SK Receipt(s)	Par/Shares Original Face Withholding	Interest/Dividend Net Amount
Upcoming Activity					
INTEREST					
05/06/2024 409001971	CAPITAL ONE BANK USA NA CD 2.65 14042FT9	05/06/2024		.00 .00 .00	.00 3,286.29 3,286.29
05/06/2024 409001972	CAPITAL ONE NA CD 2.65 14042RQX2	05/06/2024		.00 .00 .00	.00 3,286.29 3,286.29
05/13/2024 409007512	FIRST TECHNOLOGY FEDERAL CREDI 4.90 33715LFE5	05/12/2025		.00 .00	.00 1,002.82 1,002.82
05/20/2024 408003472	FEDERAL FARM CREDIT BANK 4.50 3133ENZ94	11/18/2024		.00 .00	.00 22,500.00 22,500.00
05/29/2024 409009682	HUGHES FED CR UN TUCSON ARIZ 4.60 444425AK8	01/29/2026		.00 .00	.00 941.42 941.42
05/29/2024 409009683	FIRST COMMERCE BANCORP INC 4.40 31985HCH7	01/30/2026		.00 .00	.00 900.49 900.49
Total	INTEREST			.00 .00	.00 44,579.59 44,579.59

PNC and PNC Bank are registered marks of The PNC Financial Services Group, Inc. (PNC).
PNC makes no representations as to the accuracy or completeness of the information herein.



Security Receipt	Trade Date	Cost Basis	Par/Shares Original Face	Description Rate, Maturity	Principal Cost Market Value	Date Priced
14042R0X2	04/27/2022	100.000000	246,000.00	CAPITAL ONE NA CD	246,000.00	04/30/2024
409001972	05/05/2022		.00	2.65, 05/06/2024	245,893.25	04/30/2024
14042TFT9	04/27/2022	100.000000	246,000.00	CAPITAL ONE BANK USA NA CD	246,000.00	04/30/2024
409001971	05/05/2022		.00	2.65, 05/06/2024	245,893.25	04/30/2024
3130A0WS92	09/27/2023	99.573600	1,000,000.00	FEDERAL HOME LOAN BANK	995,736.00	04/30/2024
408003473	10/03/2023		.00	4.875, 09/12/2025	995,482.88	04/30/2024
3130AWT59	01/24/2024	100.564100	500,000.00	FEDERAL HOME LOAN BANK	502,820.50	04/30/2024
409009681	01/26/2024		.00	5.125, 03/14/2025	499,251.04	04/30/2024
3133ENZ94	09/27/2023	99.185400	1,000,000.00	FEDERAL FARM CREDIT BANK	991,854.00	04/30/2024
408003472	10/03/2023		.00	4.50, 11/18/2024	995,322.65	04/30/2024
31985HCH7	01/24/2024	100.000000	249,000.00	FIRST COMMERCE BANCORP INC	249,000.00	04/30/2024
409009683	01/31/2024		.00	INTEREST CD'S	246,444.80	04/30/2024
				4.40, 01/30/2026		
33715LFE5	04/26/2023	100.000000	249,000.00	FIRST TECHNOLOGY FEDERAL CREDI	249,000.00	04/30/2024
409007512	05/12/2023		.00	4.90, 05/12/2025	248,388.39	04/30/2024
444425AK8	01/24/2024	100.000000	249,000.00	HUGHES FED CR UN TUCSON ARIZ	249,000.00	04/30/2024
409009682	01/29/2024		.00	INTEREST CD'S	247,277.20	04/30/2024
				4.60, 01/29/2026		
61690U5F3	04/26/2023	100.000000	244,000.00	MORGAN STANLEY BK N A	244,000.00	04/30/2024
409007513	05/03/2023		.00	4.80, 05/05/2025	243,137.59	04/30/2024
61768ESV6	04/26/2023	100.000000	244,000.00	MORGAN STANLEY PRIVATE BK NATL	244,000.00	04/30/2024
409007514	05/03/2023		.00	4.80, 05/05/2025	243,137.59	04/30/2024
912797GK7	11/22/2023	N/A	1,035,000.00	US TREASURY BILL	999,239.72	04/30/2024
472000147	11/28/2023		.00	Dl, 08/08/2024	1,020,091.34	04/30/2024
949764BP8	04/26/2023	100.000000	249,000.00	WELLS FARGO BANK NATL ASSN	249,000.00	04/30/2024
409007515	05/02/2023		.00	4.80, 05/02/2025	248,149.89	04/30/2024
Total USD Par			5,511,000.00	Total USD Cost	5,465,650.22	
Total USD Original Face			5,511,000.00	Total USD Market Value	5,478,469.87	

PNC and PNC Bank are registered marks of The PNC Financial Services Group, Inc. (PNC).
PNC makes no representations as to the accuracy or completeness of the information herein.



PAGE 1 04/30/24 19:17:43
HOLDINGS BAPN032N
CC1 PROD

FEDERAL RESERVE BANK PLEDGEE

DISTRB PT J1
AS OF CLOSE OF BUSINESS 04-30-2024

PLEDGEE: COOKE COUNTY J7BM INSTITUTION ID: #J7BM
100 S. DIXON
RM. 106

GAINESVILLE TX 76240

HOLDER : 082900432 - SIMMONS PB AR

RESP FRB:H2

ACCOUNT: J7BM - *COOKE COUNTY

CUSIP #

BVF

PAR

BALANCE	BOOK VALUE	
3133ELZB3 1.95 FCOR 21-35 AN 05-14-35 10,000,000.00 10,000,000.00		1.0000000000
3133EL6C3 1.73 FCOR 21-35 AX 09-10-35 3,065,000.00 3,065,000.00		1.0000000000
3133KLAL1 FEPC 01.500 CLRA4511 02-01-51 2,614,672.00 2,210,959.43		0.8455972400
3138ESAM0 FNAR XX.XXX WSAL9911 09-01-39 5,000,000.00 840,140.25		0.1680280500
3140QHPU3 FNMS 02.000 CICA9434 03-01-36 5,775,000.00 3,655,117.50		0.6329207800
		SUBTOTAL:
26,454,672.00	19,771,217.18	
		GRAND TOTAL:
26,454,672.00	19,771,217.18	

Security Description	Rate	Maturity Date	Original Face	Market Price	Haircut Required	CUSIP
Pledge collateral As of 05/01/24						
FEDERAL FARM CR BKS CONS BD 1.73%35	1.730000	09/10/2035	425,000.00	70.160387	110.0000	3133EL6C3
FEDERAL FARM CR BKS CONS BD 1.73%35	1.730000	09/10/2035	2,640,000.00	70.160387	110.0000	3133EL6C3
FEDERAL FARM CR BKS CONS BD 1.73%35	1.730000	09/10/2020	2,640,000.00	1,852,234.22		
FEDERAL FARM CR BKS CONS BD 1.95%35	1.950000	05/14/2020	10,000,000.00	72.796924	110.0000	3133ELZB3
FHLMC UMBS 30Y FIXED 1.500 20510201	1.500000	02/01/2051	2,614,672.00	71.969989	110.0000	3133KLAL1
FNMA MEGA ADJ SINGLE 2.560 20390901	6.185000	09/01/2039	5,000,000.00	102.596697	110.0000	3138ESAM0
FNMA UMBS INT 15 YEAR 2.000 20360301	2.000000	03/01/2036	5,775,000.00	87.300494	110.0000	3140QHPU3
		03/01/2021	3,655,117.50	3,190,935.63		
Totals			Original Face/Par 26,454,672.00	Market Value 15,074,227.30	Market Value	
Deposit Information		Current Balance 04/30/2024	11,458,621.21	Minimum Coll.		12,312,977.24
		FDIC Insurance	265,005.54	Variance		122.43%
		Net Deposit	11,193,615.67			

FUND NAME	CHECKING ACCOUNT	CHECKING AMOUNT	TD0A ACCOUNT	TD0A AMOUNT	FUND TOTAL
2024 001 GENERAL	TREAS FUND	1,033,082.98	TEXPOOL LOGIC TEXSTAR T-BILLS CERT DEPOS	5,238,863.52 3,760,659.00 4,086,204.86 3,988,399.77 2,226,000.00	20,333,210.13
2024 011 ROAD & BRIDGE 1	TREAS FUND	281,714.93	TEXPOOL LOGIC TEXSTAR	887,376.37 790,287.97 1,010,089.55	2,969,468.82
2024 012 ROAD & BRIDGE 2	TREAS FUND	233,342.14	TEXPOOL LOGIC TEXSTAR	630,934.29 554,661.77 524,901.06	1,943,839.26
2024 013 ROAD & BRIDGE 3	TREAS FUND	187,504.36	TEXPOOL LOGIC TEXSTAR	761,357.98 645,630.82 675,768.61	2,270,261.77
2024 014 ROAD & BRIDGE 4	TREAS FUND	400.29-	TEXPOOL LOGIC TEXSTAR	1,272,889.08 1,203,248.12 1,189,672.53	3,665,409.44
2024 019 FM & LATERAL	TREAS FUND	34,621.54	TEXPOOL LOGIC TEXSTAR	301,682.91 306,777.51 287,777.17	930,859.13
2024 020 TUPC	TREAS FUND TREAS FUND	77,437.97	TEXPOOL LOGIC TEXSTAR TEXPOOL LOGIC TEXSTAR		77,437.97
2024 022 JUVENILE PROBATION	TREAS FUND	83,976.25	TEXPOOL LOGIC TEXSTAR		83,976.25
2024 023 JUVENILE PROB. IV-E	TREAS FUND	219.27	TEXPOOL LOGIC TEXSTAR		219.27
2024 024 JUVENILE DELINQUENCY PREVENT	TREAS FUND	41,871.63	TEXPOOL LOGIC TEXSTAR		41,871.63
2024 028 ADULT PROBATION	TREAS FUND	7,942.70	TEXPOOL LOGIC TEXSTAR	241,856.23 143,162.18 187,603.80	580,564.91
2024 029 COMMUNITY CORRECTIONS	TREAS FUND	4,755.77	TEXPOOL LOGIC		4,755.77
2024 031 CONTRACT ELECTIONS	TREAS FUND	32,937.76	TEXPOOL LOGIC		32,937.76
2024 032 DISTRICT CLERK PRESERVATION	TREAS FUND	316,996.32-	TEXPOOL LOGIC TEXSTAR		316,996.32-

FUND NAME	CHECKING ACCOUNT	CHECKING AMOUNT	TDOA ACCOUNT	TDOA AMOUNT	FUND TOTAL
2024 033 COUNTY/DISTRICT TECHNOLOGY	TREAS FUND	12,991.13	TEXPOOL LOGIC TEXSTAR		12,991.13
2024 034 COURT REPORTER	TREAS FUND	33,587.66	TEXPOOL LOGIC TEXSTAR	10,265.41	43,853.07
2024 035 PERMANENT IMPROVEMENT	TREAS FUND	75,002.90	TEXPOOL LOGIC TEXSTAR STONE	2,074,232.54 884,042.93 1,189,981.66	4,223,260.03
2024 037 LAW ENFORCEMENT ED	TREAS FUND	19,028.36	TEXPOOL LOGIC TEXSTAR	11,541.91	30,570.27
2024 038 JP TECH	TREAS FUND	10,924.70	TEXPOOL LOGIC TEXSTAR	30,316.91	41,241.61
2024 040 LAW LIBRARY	TREAS FUND	28,226.79	TEXPOOL LOGIC TEXSTAR	127,301.64 77,840.24 20,148.50	253,517.17
2024 041 CC LIBRARY FUND	TREAS FUND	25,235.61	TEXPOOL LOGIC TEXSTAR	29,383.36 18,722.56 28,922.85	102,264.38
2024 042 CC HISTORICAL COMM.	TREAS FUND	2,709.00	TEXPOOL LOGIC TEXSTAR	33,484.68	71,544.50
2024 043 JP COURTHOUSE SECURITY	TREAS FUND	38,059.82	TEXPOOL LOGIC TEXSTAR	131,675.47 101,326.58 106,673.87	342,579.27
2024 044 COURTHOUSE SECURITY	TREAS FUND	2,903.35	TEXPOOL LOGIC TEXSTAR		55,48-
2024 046 CHAPTER 19	TREAS FUND	55.48-	TEXPOOL LOGIC TEXSTAR		55,48-
2024 047 CC RECORDS MANAGEMENT	TREAS FUND	25,957.05	TEXPOOL LOGIC TEXSTAR		25,957.05
2024 048 COUNTY RECORDS MANAGEMENT	TREAS FUND	4,790.20	TEXPOOL LOGIC TEXSTAR	22,768.54	27,558.74
2024 049 CC RECORDS PRESERVATION	TREAS FUND	8,448.89	TEXPOOL LOGIC TEXSTAR	170,702.63	179,151.52
2024 050 DIST CLERK RECORDS MANAGEMENT	TREAS FUND	36,224.99	TEXPOOL LOGIC TEXSTAR	42,353.73	78,578.72
2024 051 DISTRICT CLERK ARCHIVE	TREAS FUND	30,867.36	TEXPOOL LOGIC TEXSTAR	4,617.58	

FUND NAME	CHECKING ACCOUNT	CHECKING AMOUNT	TDOA ACCOUNT	TDOA AMOUNT	FUND TOTAL
2024 052 COUNTY CLERK ARCHIVE FEE	TREAS FUND	19,514.86	TEXPOOL LOGIC TEXSTAR	84,131.23 83,429.89 72,497.24	35,484.94
2024 053 CA CHECK COLLECTING	TREAS FUND	2,641.60	TEXPOOL LOGIC TEXSTAR		259,573.22
2024 054 DA CHECK COLLECTING	TREAS FUND	1,825.92	TEXPOOL LOGIC TEXSTAR		2,641.60
2024 056 DISTRICT ATTY FORFEITURE	TREAS FUND	9,629.42	TEXPOOL LOGIC TEXSTAR	41,460.30 35,069.09	1,825.92
2024 057 D A SEIZURE FUND	TREAS FUND	211,569.90	TEXPOOL LOGIC TEXSTAR		86,158.81
2024 058 SHERIFF FORFEITURE	TREAS FUND	35,421.89	TEXPOOL LOGIC TEXSTAR	70,562.46 40,418.10	211,569.90
2024 059 JAIL COMMISSARY	TREAS FUND	28,859.40	TEXPOOL LOGIC TEXSTAR	91,483.75 47,592.74 78,917.36	146,402.45
2024 061 2004 GO REFUNDING DEBT SERVITREAS FUND	TREAS FUND	26,572.98	TEXPOOL LOGIC TEXSTAR	16,931.96 10,766.83 17,136.85	246,853.25
2024 088 STATE FEES	TREAS FUND	31,825.87	TEXPOOL LOGIC TEXSTAR	10,939.56	71,408.62
2024 090 OFFICER'S TRUST	TREAS FUND		TEXPOOL		42,765.43
2024 091 LIBRARY TRUST - LIDDELL	TREAS FUND	1,812.20	CERT DEPOS	15,000.00	16,812.20
2024 092 LIBRARY TRUST - ROSENSTEIN	TREAS FUND	441.20	CERT DEPOS	19,000.00	19,441.20
2024 093 TAX ASSESSOR COLLECTOR ACCOU					
2024 094 COUNTY CLERK ACCOUNTS					
2024 095 DISTRICT CLERK ACCOUNTS					
2024 096 SHERIFF'S OFFICE ACCOUNTS					
2024 097 COUNTY ATTORNEY ACCOUNT					
2024 098 PAYROLL CLEARING	PAYROLL	1,337,847.58			1,337,847.58
2024 099 DISTRICT ATTORNEY RESTITUTIO					
2024 100 CHILD ABUSE PREVENTION FUND	TREAS FUND	528.31	TEXPOOL		528.31

COMBINED STATEMENT OF CASH POSITION FOR MAY

FUND NAME	CHECKING ACCOUNT	CHECKING AMOUNT	TDOA ACCOUNT	TDOA AMOUNT	FUND TOTAL
2024 101 PRETRIAL DIVERSION	TREAS FUND	32,720.03	TEXPOOL LOGIC		32,720.03
2024 102 HOTEL OCCUPANCY TAX FUND	TREAS FUND	59,694.61-	TEXPOOL LOGIC TEXSTAR	267,403.71 190,881.07 230,138.44	628,728.61
2024 103 HAVA GRANT FUND					
2024 104 AMERICAN RESCUE PROG GRANT	TREAS FUND	17,347.87	TEXPOOL LOGIC TEXSTAR	618,346.05 522,002.53 565,110.00	1,722,806.45
2024 105 JUNIOR EMS PROGRAM	TREAS FUND	569.97			569.97
2024 106 PAUPERS CEMETERY	TREAS FUND	7,087.09			7,087.09
2024 107 OPIOID SETTLEMENT FUNDS	TREAS FUND	77,987.63	TEXPOOL LOGIC TEXSTAR		77,987.63
TOTAL		3,841,422.13		39,161,327.85	43,002,749.98

CHECK ACCOUNT

CHECK

ACCOUNT BALANCE - TREAS FUND	2,503,574.55
ACCOUNT BALANCE - PAYROLL	1,337,847.58
TOTAL	3,841,422.13

TOTAL	3,841,422.13
--------------	---------------------

TDOA ACCOUNT

TDOA

ACCOUNT BALANCE - TEXPOOL	13,202,095.26
ACCOUNT BALANCE - LOGIC	9,439,288.47
ACCOUNT BALANCE - TEXSTAR	10,271,544.35
ACCOUNT BALANCE - T-BILLS	3,988,399.77
ACCOUNT BALANCE - CERT DEPOS	2,260,000.00
TOTAL	39,161,327.85

TOTAL	39,161,327.85
--------------	----------------------

FUND NAME	***** MONTH TO DATE ***** REVENUES	***** YEAR TO DATE ***** EXPENSES	***** MONTH TO DATE ***** REVENUES	***** YEAR TO DATE ***** EXPENSES
2024 GENERAL	36,419.18	2,457,700.41	18,506,130.96	15,648,299.38
2024 ROAD & BRIDGE 1	2,772.59	151,701.99	2,309,909.21	1,313,478.35
2024 ROAD & BRIDGE 2	2,772.59	163,746.63	2,404,283.00	1,160,128.92
2024 ROAD & BRIDGE 3	2,772.59	170,016.56	2,207,945.27	1,714,262.44
2024 ROAD & BRIDGE 4	2,772.58	374,374.88	2,268,998.11	1,361,015.80
2024 FM & LATERAL	.00	.00	34,683.56	89.17
2024 TJPC	.00	36,529.87	305,000.17	227,562.20
2024 JUVENILE PROBATION	.00	.00	3,744.84	.00
2024 JUVENILE PROB. IV-E	.00	.00	109.32	.00
2024 JUVENILE DELINQUENCY PREVENTN	.00	.00	6,016.89	.00
2024 ADULT PROBATION	5,310.00	48,390.80	436,825.04	360,045.82
2024 COMMUNITY CORRECTIONS	.00	8,666.22	60,635.00	55,879.23
2024 CONTRACT ELECTIONS	.00	.00	2,240.56	.00
2024 DISTRICT CLERK PRESERVATION	.00	.00	80.00	316,240.20
2024 COUNTY/DISTRICT TECHNOLOGY FUN	.82	.00	1,005.02	1,270.00
2024 COURT REPORTER	.00	1,150.86	11,544.87	3,260.63
2024 PERMANENT IMPROVEMENT	.00	.00	772,022.20	8,200.00
2024 LAW ENFORCEMENT ED	.00	2,590.00	16,772.44	3,070.00
2024 JP TECH	16.00	804.95	5,687.17	4,822.03
2024 LAW LIBRARY	.00	587.10	21,964.29	4,081.74
2024 CC LIBRARY FUND	72.50	582.51	18,889.79	13,087.47
2024 CC HISTORICAL COMM.	.00	.00	63.53	.00
2024 JP COURTHOUSE SECURITY	4.00	.00	6,984.56	439.47
2024 COURTHOUSE SECURITY	13.01	16,041.53	23,147.72	32,431.05
2024 CHAPTER 19	109.63	54.82	945.57	1,001.05
2024 CC RECORDS MANAGEMENT	.01	.00	5,760.80	.00

FUND NAME	***** MONTH TO DATE ***** REVENUES	***** YEAR TO DATE ***** EXPENSES	***** MONTH TO DATE ***** REVENUES	***** YEAR TO DATE ***** EXPENSES
2024 COUNTY RECORDS MANAGEMENT	4.57	.00	1,598.09	1,694.00
2024 CC RECORDS PRESERVATION	1,008.00	.00	55,874.73	.00
2024 DIST CLERK RECORDS MANAGEMENT	.50	.00	12,560.50	.00
2024 DISTRICT CLERK ARCHIVE	.00	.00	944.96	.00
2024 COUNTY CLERK ARCHIVE FEE	940.00	7,172.00	56,474.38	51,063.00
2024 CA CHECK COLLECTING	.00	.00	3,201.50	1,536.08
2024 DA CHECK COLLECTING	1,000.00	.00	1,300.00	.00
2024 DISTRICT ATTY FORFEITURE	.00	500.00	4,137.03	13,506.00
2024 D A SEIZURE FUND	.00	.00	5,432.00	.00
2024 SHERIFF FORFEITURE	.00	1,000.00	20,386.24	7,234.24
2024 JAIL COMMISSARY	3,127.83	2,065.99	33,187.88	7,312.06
2024 2004 GO REFUNDING DEBT SERVICE	.00	.00	266,850.73	776,475.00
2024 STATE FEES	.00	.00	.00	.00
2024 OFFICER'S TRUST	.00	.00	.00	.00
2024 LIBRARY TRUST - LIDDELL	.00	.00	232.31	.00
2024 LIBRARY TRUST - ROSENSTEIN	.00	.00	141.40	.00
2024 TAX ASSESSOR COLLECTOR ACCOUNT	.00	.00	.00	.00
2024 COUNTY CLERK ACCOUNTS	.00	.00	357.70	.00
2024 DISTRICT CLERK ACCOUNTS	.00	.00	166.63	.00
2024 SHERIFF'S OFFICE ACCOUNTS	.00	.00	.00	.00
2024 COUNTY ATTORNEY ACCOUNT	.00	.00	.00	.00
2024 DISTRICT ATTORNEY RESTITUTION	.00	.00	.00	.00
2024 CHILD ABUSE PREVENTION FUND	.00	.00	17.18	.00
2024 PRETRIAL DIVERSION	300.00	.00	11,100.00	.00
2024 HOTEL OCCUPANCY TAX FUND	4,173.05	100,000.00	181,142.70	276,010.00
2024 HAVA GRANT FUND	.00	.00	.00	.00

FUND NAME	***** MONTH TO DATE ***** REVENUES	***** YEAR TO DATE ***** REVENUES	***** MONTH TO DATE ***** EXPENSES	***** YEAR TO DATE ***** EXPENSES
2024 AMERICAN RESCUE PROG GRANT	.00	69,242.37	13,829.76	222,236.99
2024 JUNIOR EMS PROGRAM	.00	.00	.00	.00
2024 PAUPERS CEMETERY	.00	120.00	.00	.00
2024 OPIOID SETTLEMENT FUNDS	.00	13,785.76	.00	.00
TOTAL	63,589.45	30,169,643.98	3,557,506.88	23,585,732.32

ACCOUNT NAME	BEGINNING CASH BALANCE	CASH RECEIPTS	CASH DISBURSEMENTS	ENDING CASH BALANCE
2024 001 GENERAL - GENERAL FUND	1,033,082.98	.00	.00	1,033,082.98
CASH ON HAND	14,121.51	.00	.00	14,121.51
CASH INVESTED - TEXPOOL	5,238,863.52	.00	.00	5,238,863.52
CASH INVESTED - LOGIC	3,760,659.00	.00	.00	3,760,659.00
CASH INVESTED - TEXSTAR	4,086,204.86	.00	.00	4,086,204.86
CASH INVESTED - STONE CASTLE	.00	.00	.00	.00
T-BILLS - INVESTMENTS	3,988,399.77	.00	.00	3,988,399.77
CASH INVESTMENT-CD	2,226,000.00	.00	.00	2,226,000.00
FUND TOTALS	20,347,331.64	.00	.00	20,347,331.64
2024 011 ROAD & BRIDGE 1	281,714.93	.00	.00	281,714.93
CASH INVESTED - TEXPOOL	887,376.37	.00	.00	887,376.37
CASH INVESTED - LOGIC	790,287.97	.00	.00	790,287.97
CASH INVESTED - TEXSTAR	1,010,089.55	.00	.00	1,010,089.55
T-BILL INVESTMENTS	.00	.00	.00	.00
FUND TOTALS	2,969,468.82	.00	.00	2,969,468.82
2024 012 ROAD & BRIDGE 2	233,342.14	.00	.00	233,342.14
CASH INVESTED - TEXPOOL	630,934.29	.00	.00	630,934.29
CASH INVESTED - LOGIC	554,661.77	.00	.00	554,661.77
CASH INVESTED - TEXSTAR	524,901.06	.00	.00	524,901.06
T-BILL INVESTMENTS	.00	.00	.00	.00
FUND TOTALS	1,943,839.26	.00	.00	1,943,839.26
2024 013 ROAD & BRIDGE 3	187,504.36	.00	.00	187,504.36
CASH INVESTED - TEXPOOL	761,357.98	.00	.00	761,357.98
CASH INVESTED - LOGIC	645,630.82	.00	.00	645,630.82
CASH INVESTED - TEXSTAR	675,768.61	.00	.00	675,768.61
T-BILL INVESTMENTS	.00	.00	.00	.00
FUND TOTALS	2,270,261.77	.00	.00	2,270,261.77
2024 014 ROAD & BRIDGE 4	400.29-	.00	.00	400.29-
CASH INVESTED - TEXPOOL	1,272,889.08	.00	.00	1,272,889.08
CASH INVESTED - LOGIC	1,203,248.12	.00	.00	1,203,248.12
CASH INVESTED - TEXSTAR	1,189,672.53	.00	.00	1,189,672.53
T-BILL INVESTMENTS	.00	.00	.00	.00
FUND TOTALS	3,665,409.44	.00	.00	3,665,409.44
2024 019 FM & LATERAL	34,621.54	.00	.00	34,621.54
CASH INVESTED - LOGIC	301,682.91	.00	.00	301,682.91
CASH INVESTED - TEXSTAR	306,777.51	.00	.00	306,777.51
T-BILL INVESTMENT	287,777.17	.00	.00	287,777.17
FUND TOTALS	930,859.13	.00	.00	930,859.13
2024 020 TIPC	77,437.97	.00	.00	77,437.97
CASH INVESTED - LOGIC	.00	.00	.00	.00
CASH INVESTED - TEXSTAR	.00	.00	.00	.00

ACCOUNT NAME	BEGINNING CASH BALANCE	CASH RECEIPTS	CASH DISBURSEMENTS	ENDING CASH BALANCE
2024 022 JUVENILE PROBATION	83,976.25	.00	.00	83,976.25
CASH - JUV. PROB. DIV	.00	.00	.00	.00
INVESTMENTS	.00	.00	.00	.00
FUND TOTALS	83,976.25	.00	.00	83,976.25
2024 023 JUVENILE PROB. IV-E	219.27	.00	.00	219.27
CASH - IV-E	.00	.00	.00	.00
CASH INVESTED	.00	.00	.00	.00
CASH INVESTED - LOGIC	.00	.00	.00	.00
CASH INVESTED - TEXSTAR	.00	.00	.00	.00
FUND TOTALS	219.27	.00	.00	219.27
2024 024 JUVENILE DELINQUENCY PREVENTN	41,871.63	.00	.00	41,871.63
CASH - JUVENILE DELINQUENCY PR	.00	.00	.00	.00
INVESTMENTS	.00	.00	.00	.00
CASH INVESTED - LOGIC	.00	.00	.00	.00
CASH INVESTED - TEXSTAR	.00	.00	.00	.00
FUND TOTALS	41,871.63	.00	.00	41,871.63
2024 028 ADULT PROBATION	7,942.70	.00	.00	7,942.70
CASH - ADULT PROBATION	75.00	.00	.00	75.00
CASH ON HAND	241,856.23	.00	.00	241,856.23
CASH INVESTED - TEXPOOL	143,162.18	.00	.00	143,162.18
CASH INVESTED - LOGIC	187,603.80	.00	.00	187,603.80
CASH INVESTED - TEXSTAR	580,639.91	.00	.00	580,639.91
FUND TOTALS	7,942.70	.00	.00	7,942.70
2024 029 COMMUNITY CORRECTIONS	4,755.77	.00	.00	4,755.77
CASH - COMMUNITY CORRECTI	.00	.00	.00	.00
INVESTMENTS	.00	.00	.00	.00
CASH INVESTED - LOGIC	.00	.00	.00	.00
FUND TOTALS	4,755.77	.00	.00	4,755.77
2024 031 CONTRACT ELECTIONS	32,937.76	.00	.00	32,937.76
CASH - CONTRACT ELECTIONS	.00	.00	.00	.00
CASH INVESTED - TEXPOOL	.00	.00	.00	.00
CASH INVESTED - LOGIC	.00	.00	.00	.00
FUND TOTALS	32,937.76	.00	.00	32,937.76
2024 032 DISTRICT CLERK PRESERVATION	316,996.32	.00	.00	316,996.32
CASH - DISTRICT CLERK PRESVATI	.00	.00	.00	.00
INVESTMENTS	.00	.00	.00	.00
CASH INVESTED - LOGIC	.00	.00	.00	.00
CASH INVESTED - TEXSTAR	.00	.00	.00	.00
FUND TOTALS	316,996.32	.00	.00	316,996.32
2024 033 COUNTY/DISTRICT TECHNOLOGY FUN	12,991.13	.00	.00	12,991.13
CASH - COUNTY/DISTRICT TECH	.00	.00	.00	.00
INVESTMENTS	.00	.00	.00	.00
CASH INVESTED - LOGIC	.00	.00	.00	.00
CASH INVESTED - TEXSTAR	.00	.00	.00	.00
FUND TOTALS	12,991.13	.00	.00	12,991.13
2024 034 COURT REPORTER	33,587.66	.00	.00	33,587.66
CASH - COURT REPORTER FUND	.00	.00	.00	.00

ACCOUNT NAME	BEGINNING CASH BALANCE	CASH RECEIPTS	CASH DISBURSEMENTS	ENDING CASH BALANCE
2024 035 PERMANENT IMPROVEMENT	75,002.90	.00	.00	75,002.90
CASH - PERMANENT IMPROVEM	2,074,232.54	.00	.00	2,074,232.54
CASH INVESTED - TEXPOOL	884,042.93	.00	.00	884,042.93
CASH INVESTED - LOGIC	1,189,981.66	.00	.00	1,189,981.66
CASH INVESTED - TEXSTAR	.00	.00	.00	.00
STONE CASTLE	.00	.00	.00	.00
T-BILL INVESTMENTS	.00	.00	.00	.00
FUND TOTALS	4,223,260.03	.00	.00	4,223,260.03
2024 037 LAW ENFORCEMENT ED	19,028.36	.00	.00	19,028.36
CASH - LAW ENFORCEMENT ED	11,541.91	.00	.00	11,541.91
CASH INVESTED - LOGIC	.00	.00	.00	.00
CASH INVESTED - TEXSTAR	.00	.00	.00	.00
FUND TOTALS	30,570.27	.00	.00	30,570.27
2024 038 JP TECH	10,924.70	.00	.00	10,924.70
CASH - J P TECH FUND	30,316.91	.00	.00	30,316.91
INVESTMENTS	.00	.00	.00	.00
CASH INVESTED - LOGIC	.00	.00	.00	.00
CASH INVESTED - TEXSTAR	.00	.00	.00	.00
FUND TOTALS	41,241.61	.00	.00	41,241.61
2024 040 LAW LIBRARY	28,226.79	.00	.00	28,226.79
CASH - LAW LIBRARY	127,301.64	.00	.00	127,301.64
CASH INVESTED	77,840.24	.00	.00	77,840.24
CASH INVESTED - LOGIC	20,148.50	.00	.00	20,148.50
CASH INVESTED - TEXSTAR	253,517.17	.00	.00	253,517.17
FUND TOTALS	28,226.79	.00	.00	28,226.79
2024 041 CC LIBRARY FUND	25,235.61	.00	.00	25,235.61
CASH - COOKE COUNTY LIBRA	29,383.36	.00	.00	29,383.36
CASH INVESTED	18,722.56	.00	.00	18,722.56
CASH INVESTED - LOGIC	28,922.85	.00	.00	28,922.85
T-BILL INVESTMENTS	.00	.00	.00	.00
FUND TOTALS	102,264.38	.00	.00	102,264.38
2024 042 CC HISTORICAL COMM.	2,709.00	.00	.00	2,709.00
CASH - COOKE CO. HISTORIC	2,709.00	.00	.00	2,709.00
FUND TOTALS	2,709.00	.00	.00	2,709.00
2024 043 JP COURTHOUSE SECURITY	38,059.82	.00	.00	38,059.82
CASH - JP COURTHOUSE SECURITY	33,484.68	.00	.00	33,484.68
CASH INVESTED	.00	.00	.00	.00
CASH INVESTED - LOGIC	.00	.00	.00	.00
CASH INVESTED - TEXSTAR	.00	.00	.00	.00
FUND TOTALS	71,544.50	.00	.00	71,544.50
2024 044 COURTHOUSE SECURITY	2,903.35	.00	.00	2,903.35
CASH - COURTHOUSE SECURIT	131,675.47	.00	.00	131,675.47
CASH INVESTED				

ACCOUNT NAME	BEGINNING CASH BALANCE	CASH RECEIPTS	CASH DISBURSEMENTS	ENDING CASH BALANCE
2024 046 CHAPTER 19	55,48-	.00	.00	55,48-
CASH - CHAPTER 19	.00	.00	.00	.00
INVESTMENTS	.00	.00	.00	.00
FUND TOTALS	55,48-	.00	.00	55,48-
2024 047 CC RECORDS MANAGEMENT	25,957.05	.00	.00	25,957.05
CASH - CC RECORDS MANAGEMENT	.00	.00	.00	.00
INVESTMENTS - TEXPOOL	.00	.00	.00	.00
FUND TOTALS	25,957.05	.00	.00	25,957.05
2024 048 COUNTY RECORDS MANAGEMENT	4,790.20	.00	.00	4,790.20
CASH - RECORDS MANAGEMENT	.00	.00	.00	.00
CASH INVESTED - TEXPOOL	.00	.00	.00	.00
CASH INVESTED - LOGIC	22,768.54	.00	.00	22,768.54
CASH INVESTED - TEXSTAR	.00	.00	.00	.00
FUND TOTALS	27,558.74	.00	.00	27,558.74
2024 049 CC RECORDS PRESERVATION	8,448.89	.00	.00	8,448.89
CASH - RECORDS PRESERVATN	.00	.00	.00	.00
CASH INVESTED - TEXPOOL	170,702.63	.00	.00	170,702.63
CASH INVESTED - LOGIC	.00	.00	.00	.00
CASH INVESTED - TEXSTAR	.00	.00	.00	.00
FUND TOTALS	179,151.52	.00	.00	179,151.52
2024 050 DIST CLERK RECORDS MANAGEMENT	36,224.99	.00	.00	36,224.99
CASH - D C RECORDS MANAGEMENT	.00	.00	.00	.00
CASH INVESTED	42,353.73	.00	.00	42,353.73
CASH INVESTED - LOGIC	.00	.00	.00	.00
CASH INVESTED - TEXSTAR	.00	.00	.00	.00
FUND TOTALS	78,578.72	.00	.00	78,578.72
2024 051 DISTRICT CLERK ARCHIVE	30,867.36	.00	.00	30,867.36
DISTRICT CLERK ARCHIVE	.00	.00	.00	.00
INVESTMENTS	4,617.58	.00	.00	4,617.58
CASH INVESTED - LOGIC	.00	.00	.00	.00
CASH INVESTED - TEXSTAR	.00	.00	.00	.00
FUND TOTALS	35,484.94	.00	.00	35,484.94
2024 052 COUNTY CLERK ARCHIVE FEE	19,514.86	.00	.00	19,514.86
CASH - RECORDS ARCHIVE	84,131.23	.00	.00	84,131.23
INVESTMENTS	83,429.89	.00	.00	83,429.89
CASH INVESTED - LOGIC	72,497.24	.00	.00	72,497.24
CASH INVESTED - TEXSTAR	.00	.00	.00	.00
FUND TOTALS	259,573.22	.00	.00	259,573.22
2024 053 CA CHECK COLLECTING	2,641.60	.00	.00	2,641.60
CASH - CHECK COLLECTING &	.00	.00	.00	.00
CASH INVESTED	.00	.00	.00	.00
CASH INVESTED - LOGIC	.00	.00	.00	.00
CASH INVESTED - TEXSTAR	.00	.00	.00	.00
FUND TOTALS	2,641.60	.00	.00	2,641.60
2024 054 DA CHECK COLLECTING	1,825.92	.00	.00	1,825.92
CASH - DA CHECK COLLECTING	.00	.00	.00	.00

ACCOUNT NAME	BEGINNING CASH BALANCE	CASH RECEIPTS	CASH DISBURSEMENTS	ENDING CASH BALANCE
2024 056 DISTRICT ATTY FORFEITURE	9,629.42	.00	.00	9,629.42
CASH INVESTED - D.A. FORFEITURE FU	41,460.30	.00	.00	41,460.30
CASH INVESTED - TEXPOOL	35,069.09	.00	.00	35,069.09
CASH INVESTED - LOGIC	.00	.00	.00	.00
CASH INVESTED - TEXSTAR	.00	.00	.00	.00
FUND TOTALS	86,158.81	.00	.00	86,158.81
2024 057 D A SEIZURE FUND	211,569.90	.00	.00	211,569.90
CASH - SEIZURE-LAW	.00	.00	.00	.00
INVESTMENTS	.00	.00	.00	.00
FUND TOTALS	211,569.90	.00	.00	211,569.90
2024 058 SHERIFF FORFEITURE	35,421.89	.00	.00	35,421.89
CASH - SHERIFF FORFEITURE	70,562.46	.00	.00	70,562.46
INVESTMENTS	40,418.10	.00	.00	40,418.10
CASH INVESTED - LOGIC	.00	.00	.00	.00
CASH INVESTED - TEXSTAR	.00	.00	.00	.00
FUND TOTALS	146,402.45	.00	.00	146,402.45
2024 059 JAIL COMMISSARY	28,859.40	.00	.00	28,859.40
CASH - JAIL COMMISSARY	91,483.75	.00	.00	91,483.75
CASH INVESTED - TEXPOOL	47,592.74	.00	.00	47,592.74
CASH INVESTED - LOGIC	78,917.36	.00	.00	78,917.36
CASH INVESTED - TEXSTAR	.00	.00	.00	.00
FUND TOTALS	246,853.25	.00	.00	246,853.25
2024 061 2004 GO REFUNDING DEBT SERVICE	26,572.98	.00	.00	26,572.98
CASH - 2004 GO REFUNDING D/S	16,931.96	.00	.00	16,931.96
CASH INVESTED - TEXPOOL	10,766.83	.00	.00	10,766.83
CASH INVESTED - LOGIC	17,136.85	.00	.00	17,136.85
CASH INVESTED - TEXSTAR	.00	.00	.00	.00
T-BILL INVESTMENTS	.00	.00	.00	.00
FUND TOTALS	71,408.62	.00	.00	71,408.62
2024 088 STATE FEES	31,825.87	.00	.00	31,825.87
CASH - STATE FEES	10,939.56	.00	.00	10,939.56
CASH INVESTED - LOGIC	.00	.00	.00	.00
CASH INVESTED - TEXSTAR	.00	.00	.00	.00
FUND TOTALS	42,765.43	.00	.00	42,765.43
2024 090 OFFICER'S TRUST	.00	.00	.00	.00
CASH-OFFICERS TRUST	.00	.00	.00	.00
CASH INVESTED	.00	.00	.00	.00
CASH INVESTED - LOGIC	.00	.00	.00	.00
FUND TOTALS	.00	.00	.00	.00
2024 091 LIBRARY TRUST - LIDDELL	1,812.20	.00	.00	1,812.20
CASH-LIBRARY TRUST/LIDDELL	15,000.00	.00	.00	15,000.00
CD INVESTMENT	16,812.20	.00	.00	16,812.20
FUND TOTALS	18,624.40	.00	.00	18,624.40
2024 092 LIBRARY TRUST - ROSENSTEIN	441.20	.00	.00	441.20
CASH-LIBRARY TRUST/ROSENSTEIN				

ACCOUNT NAME	BEGINNING CASH BALANCE	CASH RECEIPTS	CASH DISBURSEMENTS	ENDING CASH BALANCE
2024 093 TAX ASSESSOR COLLECTOR ACCOUNT	19,000.00	.00	.00	19,000.00
CD INVESTMENT	19,441.20	.00	.00	19,441.20
FUND TOTALS	38,441.20	.00	.00	38,441.20
2024 094 COUNTY CLERK ACCOUNTS	53,886.29	.00	.00	53,886.29
CASH - TAC PML-BOAT SALES TAX	17,057.16	.00	.00	17,057.16
CASH - TAC CREDIT CARDS	81,934.71	.00	.00	81,934.71
CASH - TAC TX DOT/COUNTY-STATE	2,060.61	.00	.00	2,060.61
CASH - TAC IRP ACCOUNT	8,522.25	.00	.00	8,522.25
CASH - TAC IVTRS ACCOUNT	78,423.12	.00	.00	78,423.12
CASH - TAC SALES TAX FUND-MVD	999.00	.00	.00	999.00
CASH - TAC PML-BOAT TITLE-REG	135.00	.00	.00	135.00
CASH - TAC BEVERAGE-VOTER REG	243,018.14	.00	.00	243,018.14
FUND TOTALS	538,441.20	.00	.00	538,441.20
2024 095 DISTRICT CLERK ACCOUNTS	159,000.00	.00	.00	159,000.00
CASH - DISTRICT CLERK BOND	1,318,074.46	.00	.00	1,318,074.46
CASH - DISTRICT CLERK REGISTRY	67,865.86	.00	.00	67,865.86
CASH INVESTMENT - CD	1,544,940.32	.00	.00	1,544,940.32
FUND TOTALS	3,029,880.64	.00	.00	3,029,880.64
2024 096 SHERIFF'S OFFICE ACCOUNTS	15,500.00	.00	.00	15,500.00
CASH - SHERIFF'S BOND ACCOUNT	20,477.94	.00	.00	20,477.94
CASH - INMATE TRUST FUND	35,977.94	.00	.00	35,977.94
FUND TOTALS	71,955.88	.00	.00	71,955.88
2024 097 COUNTY ATTORNEY ACCOUNT	537.00	.00	.00	537.00
CASH CNTY ATTORNEY HOT CHECK	.00	.00	.00	.00
COUNTY ATTORNEY - RESTITUTION	537.00	.00	.00	537.00
FUND TOTALS	537.00	.00	.00	537.00
2024 098 PAYROLL CLEARING	1,337,847.58	.00	.00	1,337,847.58
CASH - PAYROLL CLEARING	.00	.00	.00	.00
INVESTMENTS	1,337,847.58	.00	.00	1,337,847.58
FUND TOTALS	1,337,847.58	.00	.00	1,337,847.58
2024 099 DISTRICT ATTORNEY RESTITUTION	.00	.00	.00	.00
CASH - DISTRICT ATTORNEY RESTI	.00	.00	.00	.00
FUND TOTALS	.00	.00	.00	.00
2024 100 CHILD ABUSE PREVENTION FUND	528.31	.00	.00	528.31
CASH-CHILD ABUSE PREVENTION	.00	.00	.00	.00
CASH INVESTED	528.31	.00	.00	528.31
FUND TOTALS	528.31	.00	.00	528.31
2024 101 PRETRIAL DIVERSION	32,720.03	.00	.00	32,720.03
CASH-PRETRIAL DIVERSION	.00	.00	.00	.00
CASH INVESTED - TEXPOOL	.00	.00	.00	.00
CASH INVESTED - LOGIC	32,720.03	.00	.00	32,720.03
FUND TOTALS	32,720.03	.00	.00	32,720.03
2024 102 HOTEL OCCUPANCY TAX FUND	59,694.61	.00	.00	59,694.61
CASH - HOTEL OCCUPANCY TAX	.00	.00	.00	.00

ACCOUNT NAME	BEGINNING CASH BALANCE	CASH RECEIPTS	CASH DISBURSEMENTS	ENDING CASH BALANCE
2024 103 HAVA GRANT FUND				
CASH - HAVA GRANT FUND	.00	.00	.00	.00
CASH INVESTED - TEXPOOL	.00	.00	.00	.00
CASH INVESTED - LOGIC	.00	.00	.00	.00
CASH INVESTED - TEXSTAR	.00	.00	.00	.00
FUND TOTALS	628,728.61	.00	.00	628,728.61
2024 104 AMERICAN RESCUE PROG GRANT				
CASH - AMERICAN RESCUE PROG GR	17,347.87	.00	.00	17,347.87
CASH INVESTED - TEXPOOL	618,346.05	.00	.00	618,346.05
CASH INVESTED - LOGIC	522,002.53	.00	.00	522,002.53
CASH INVESTED - TEXSTAR	565,110.00	.00	.00	565,110.00
FUND TOTALS	1,722,806.45	.00	.00	1,722,806.45
2024 105 JUNIOR EMS PROGRAM				
CASH - JUNIOR EMS PROGRAM	569.97	.00	.00	569.97
FUND TOTALS	569.97	.00	.00	569.97
2024 106 PAUPERS CEMETERY				
CASH - PAUPERS CEMETERY	7,087.09	.00	.00	7,087.09
FUND TOTALS	7,087.09	.00	.00	7,087.09
2024 107 OPTIOLD SETTLEMENT FUNDS				
CASH - OPTIOLD SETTLEMENT FUNDS	77,987.63	.00	.00	77,987.63
CASH INVESTED	.00	.00	.00	.00
CASH INVESTED - LOGIC	.00	.00	.00	.00
CASH INVESTED - TEXSTAR	.00	.00	.00	.00
FUND TOTALS	77,987.63	.00	.00	77,987.63
GRAND TOTALS	47,645,806.62	.00	.00	47,645,806.62