



**MONTHLY REPORT**

**OCTOBER 2023**

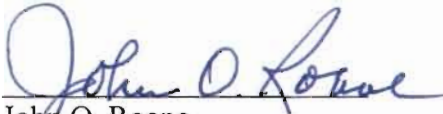
**PATTY BRENNAN**


**COOKE COUNTY TREASURER**


FINANCIAL REPORTS


November 27, 2023


In accordance with Local Government Code 114.026, this affidavit states the current cash and reports in the custody of the county treasurer as of the date of October 31, 2023.

  
John O. Roane,  
Cooke County Judge

  
Gary Hollowell,  
Commissioner Pct. #1

  
Adam Arendt,  
Commission Pct. #3

  
Pam Harrison,  
Cooke County Clerk

  
Jason Snuggs,  
Commissioner Pct. #2

  
Matt Sicking,  
Commissioner Pct. #4



AFFIDAVIT

STATE OF TEXAS

COUNTY OF COOKE


The members of the Commissioners' Court of Cooke County, Texas, state as follows:

The requirement of Subsection (C) of the Texas Local Government Code, §114.026 have been met for the term of October 2023. The amount of cash and other assets in the custody of the County Treasurer at the time of examination are:


Cash (includes on hand, money market accounts, and short-term investments) \$34,635,202.79

Other Assets (long term investments) \$ 0.00.

Sworn to and subscribed this 27th day of November 2023.

  
John O. Roane, Cooke County Judge


  
Gary Hollowell, Commissioner, Pct 1

  
Jason Snuggs, Commissioner, Pct 2

  
Adam Arendt, Commissioner, Pct 3

  
Matt Sicking, Commissioner, Pct 4

ATTEST:

  
Pam Harrison, County Clerk



PRIOR MONTH ENDING BANK STATEMENT BALANCE \$4,785,408.12 163  
 CLEARED DEPOSITS \$6,924,169.29 5  
 CLEARED ADDITIONS \$106,870.34 551  
 CLEARED CHECKS \$3,596,018.99- 9  
 CLEARED DEDUCTIONS \$2,631,316.20-

CURRENT MONTH ENDING BANK STATEMENT BALANCE \$5,589,112.56

CURRENT MONTH ENDING BANK STATEMENT BALANCE \$5,589,112.56 3  
 OUTSTANDING DEPOSITS \$2,511.92  
 OUTSTANDING ADDITIONS \$.00  
 OUTSTANDING CHECKS \$551,023.79- 800  
 OUTSTANDING DEDUCTIONS \$.00

RECONCILED BOOK BALANCE \$5,040,600.69  
 ENDING STATEMENT DATE 10/31/2023 CLERK: PB

PAGE 1 10/31/23 19:17:13  
HOLDINGS BAPN032N  
CC3 PROD

FEDERAL RESERVE BANK PLEDGEE

DISTRB PT J1  
AS OF CLOSE OF BUSINESS 10-31-2023

PLEDGEE: COOKE COUNTY J7BM INSTITUTION ID: #J7BM  
100 S. DIXON  
RM. 106

GAINESVILLE TX 76240

HOLDER : 082900432 - SIMMONS PB AR

RESP FRB:H2

ACCOUNT: J7BM - \*COOKE COUNTY

CUSIP #

BVF

PAR

BALANCE	BOOK VALUE	
3133ELZB3 1.95 FCOR 21-35 AN 05-14-35		1.0000000000
10,000,000.00	10,000,000.00	
3133EL6C3 1.73 FCOR 21-35 AX 09-10-35		1.0000000000
2,640,000.00	2,640,000.00	
3133KLAL1 FEPC 01.500 CLRA4511 02-01-51		0.8572168400
2,614,672.00	2,241,340.87	
3138ESAM0 FNAR XX.XXX WSAL9911 09-01-39		0.1852817300
5,000,000.00	926,408.65	
3140QHPU3 FNMS 02.000 CICA9434 03-01-36		0.6796442700
5,775,000.00	3,924,945.66	
		SUBTOTAL:
26,029,672.00	19,732,695.18	
		GRAND TOTAL:
26,029,672.00	19,732,695.18	

COOKE COUNTY  
CZN9545

Deposit Balance Collateral Verification

11/01/2023  
Page 1

Security Description	Rate	Maturity Date Issue Date	Original Face Current Face	Market Price Market Value	Haircut Required	CUSIP
Pledge collateral As of 11/01/23						
FEDERAL FARM CR BKS CONS BD 1.73%35	1.730000	09/10/2035 09/10/2020	2,640,000.00 2,640,000.00	64.989578 1,715,724.86	110.0000	3133EL6C3
FEDERAL FARM CR BKS CONS BD 1.95%35	1.950000	05/14/2035 05/14/2020	10,000,000.00 10,000,000.00	67.473967 6,747,396.70	110.0000	3133ELZB3
FHLMC UMBS 30Y FIXED 1.500 20510201	1.500000	02/01/2051 01/01/2021	2,614,672.00 2,241,340.87	69.735468 1,563,009.55	110.0000	3133KLAL1
FNMA MEGA ADJ SINGLE 2.560 20390901	5.654000	09/01/2039 02/01/2017	5,000,000.00 926,408.65	101.700405 942,161.35	110.0000	3138ESAM0
FNMA UMBS INT 15 YEAR 2.000 20360301	2.000000	03/01/2036 03/01/2021	5,775,000.00 3,924,945.66	85.665024 3,362,305.64	110.0000	3140QHPU3
Totals		Original Face/Par Current Face	26,029,672.00 19,732,695.18	14,330,598.10	Market Value	
Deposit Information	Current Balance 10/31/2023		10,357,144.47	Minimum Coll.		11,101,351.79
	FDIC Insurance		265,006.48	Variance		129.09%
	Net Deposit		10,092,137.99			



Activity Type	Description	Maturity	SK Receipt(s)	Par/Shares Original Face Withholding	Principal Interest/Dividend Net Amount
<b>Settled/Cleared Activity</b>					
<b>RECEIPTS</b>					
10/03/2023	FEDERAL FARM CREDIT BANK	11/18/2024		1,000,000.00	991,854.00
	4.50			.00	16,875.00
408003472	3133ENZ94			.00	1,008,729.00
10/03/2023	FEDERAL HOME LOAN BANK	09/12/2025		1,000,000.00	995,736.00
	4.875			.00	8,395.83
408003473	3130AWS92			.00	1,004,131.83
<b>Total</b>	<b>RECEIPTS</b>			<b>2,000,000.00</b>	<b>1,987,590.00</b>
				.00	25,270.83
				.00	2,012,860.83
<b>MATURITIES</b>					
10/02/2023	UNITED STATES TREAS NTS	09/30/2023		2,000,000.00	2,000,000.00
	.25			.00	.00
409001431	91282CDA6			.00	2,000,000.00
<b>Total</b>	<b>MATURITIES</b>			<b>2,000,000.00</b>	<b>2,000,000.00</b>
				.00	.00
				.00	2,000,000.00
<b>INTEREST</b>					
10/02/2023	UNITED STATES TREAS NTS	09/30/2023		.00	.00
	.25			.00	2,500.00
409001431	91282CDA6			.00	2,500.00
10/02/2023	WELLS FARGO BANK NATL ASSN	05/02/2025		.00	.00
	4.80			.00	982.36
409007515	949764BP8			.00	982.36
10/12/2023	FIRST TECHNOLOGY FEDERAL CREDI	05/12/2025		.00	.00
	4.90			.00	1,002.82
409007512	33715LFES			.00	1,002.82
<b>Total</b>	<b>INTEREST</b>			<b>.00</b>	<b>.00</b>
				.00	4,485.18
				.00	4,485.18
<b>Upcoming Activity</b>					
<b>MATURITIES</b>					
11/24/2023	FEDERAL HOME LN MTG CORP	11/24/2023		1,000,000.00	.00
	.32			.00	.00
408000957	3134GXCA0			.00	.00
<b>Total</b>	<b>MATURITIES</b>			<b>1,000,000.00</b>	<b>.00</b>
				.00	.00
				.00	.00

PNC and PNC Bank are registered marks of The PNC Financial Services Group, Inc. (PNC).  
PNC makes no representations as to the accuracy or completeness of the information herein.



COOKE COUNTY  
16960003

Activity Statement for Currency USD

10/01/2023 - 10/31/2023  
Page 2

Activity Type Date Receipt	Description Rate Security	Maturity	SK Receipt(s)	Par/Shares Original Face Withholding	Interest/Dividend Net Amount
<b>Upcoming Activity</b>					
<b>INTEREST</b>					
11/02/2023 409007515	WELLS FARGO BANK NATL ASSN 4.80 949764BP8	05/02/2025		.00 .00 .00	.00 1,015.10 1,015.10
11/03/2023 409007513	MORGAN STANLEY BK N A 4.80 61690U5F3	05/05/2025		.00 .00 .00	.00 5,904.13 5,904.13
11/03/2023 409007514	MORGAN STANLEY PRIVATE BK NATL 4.80 61768ESV6	05/05/2025		.00 .00 .00	.00 5,904.13 5,904.13
11/06/2023 409001971	CAPITAL ONE BANK USA NA CD 2.65 14042TFT9	05/06/2024		.00 .00 .00	.00 3,286.29 3,286.29
11/06/2023 409001972	CAPITAL ONE NA CD 2.65 14042RQX2	05/06/2024		.00 .00 .00	.00 3,286.29 3,286.29
11/13/2023 409007512	FIRST TECHNOLOGY FEDERAL CREDI 4.90 33715LFES	05/12/2025		.00 .00 .00	.00 1,036.25 1,036.25
11/20/2023 408003472	FEDERAL FARM CREDIT BANK 4.50 3133ENZ94	11/18/2024		.00 .00 .00	.00 22,500.00 22,500.00
11/24/2023 408000957	FEDERAL HOME LN MTG CORP .32 3134GXCA0	11/24/2023		.00 .00 .00	.00 1,600.00 1,600.00
<b>Total</b>	<b>INTEREST</b>			<b>.00 .00 .00</b>	<b>.00 44,532.19 44,532.19</b>

PNC and PNC Bank are registered marks of The PNC Financial Services Group, Inc. (PNC).  
PNC makes no representations as to the accuracy or completeness of the information herein.





COOKE COUNTY  
16960003

Custody Holdings for Currency USD

Security Receipt	Trade Date Settlement Date	Cost Basis	Par/Shares Original Face	Description Rate, Maturity	Principal Cost Market Value	Date Priced
14042RQX2	04/27/2022	100.000000	246,000.00	CAPITAL ONE NA CD	246,000.00	10/31/2023
409001972	05/05/2022		.00	2.65, 05/06/2024	242,480.62	
14042TF19	04/27/2022	100.000000	246,000.00	CAPITAL ONE BANK USA NA CD	246,000.00	10/31/2023
409001971	05/05/2022		.00	2.65, 05/06/2024	242,480.62	
3130AWS92	09/27/2023	99.573600	1,000,000.00	FEDERAL HOME LOAN BANK	995,736.00	10/31/2023
408003473	10/03/2023		.00	4.875, 09/12/2025	994,236.59	
3133ENZ94	09/27/2023	99.185400	1,000,000.00	FEDERAL FARM CREDIT BANK	991,854.00	10/31/2023
408003472	10/03/2023		.00	4.50, 11/18/2024	989,579.17	
3134GXCA0	11/30/2021	99.645700	1,000,000.00	FEDERAL HOME LN MTG CORP	996,457.00	10/31/2023
408000957	12/02/2021		.00	.32, 11/24/2023	996,734.81	
31422XSMS	05/01/2023	97.156700	1,025,000.00	FARMER MAC	995,856.18	10/31/2023
409007516	05/01/2023		.00	.79, 01/25/2024	1,013,350.28	
33715LFES	04/26/2023	100.000000	249,000.00	FIRST TECHNOLOGY FEDERAL CREDI	249,000.00	10/31/2023
409007512	05/12/2023		.00	4.90, 05/12/2025	246,143.77	
61690U5F3	04/26/2023	100.000000	244,000.00	MORGAN STANLEY BK N A	244,000.00	10/31/2023
409007513	05/03/2023		.00	4.80, 05/05/2025	240,845.37	
61768ESV6	04/26/2023	100.000000	244,000.00	MORGAN STANLEY PRIVATE BK NATL	244,000.00	10/31/2023
409007514	05/03/2023		.00	4.80, 05/05/2025	240,845.37	
949764BP8	04/26/2023	100.000000	249,000.00	WELLS FARGO BANK NATL ASSN	249,000.00	10/31/2023
409007515	05/02/2023		.00	4.80, 05/02/2025	245,830.48	
Total USD Par			5,503,000.00	Total USD Cost	5,457,903.18	
Total USD Original Face			5,503,000.00	Total USD Market Value	5,452,527.08	

PNC and PNC Bank are registered marks of The PNC Financial Services Group, Inc. (PNC).  
PNC makes no representations as to the accuracy or completeness of the information herein.



C.D. INVESTMENTS

-----

SIMMONS BANK

October 2023

<u>C.D.#</u>	<u>PURCHASE DATE</u>	<u>AMOUNT</u>	<u>MAT. DATE</u>
Library Liddell 2363	Jan 25, 2023	7,500.00	Jan 25, 2025
Library Liddell 2389	Jan 25, 2023	7,500.00	Jan 25, 2025
Library Rosenstein 5099	Dec 12, 2020	11,000.00	Dec 12, 2023
Library Rosenstein 8294	Mar 16, 2021	8,000.00	Mar 24, 2024

INT. EARNED MONTHLY:

2-Liddell CD's @ 2.25%  
Rosenstein #5099 CD @ 1.00%  
Rosenstein #8294 CD @ .60%

Interest is deposited into the Treasurer's Fund. The 4 Library's CDs' interest is deposited quarterly.

THE FIRST STATE BANK

<u>C.D.#</u>	<u>PURCHASE DATE</u>	<u>AMOUNT</u>	<u>MAT. DATE</u>
GEN/7619049	Dec 17, 2022	250,000.00	March 17, 2024

INT. EARNED MONTHLY:

Gen CD @ 4.00

Interest accrues monthly and is deposited monthly with depository bank into the Treasurer's Fund

INVESTMENTS-TEX STAR  
 PATTY BRENNAN, COOKE COUNTY TREASURER  
 OCTOBER 2023

ACCT NAME	BALANCE FORWARD	DEPOSITS	WITH- DRAWALS	CURRENT INTEREST	ENDING BALANCE
GENERAL	\$ 3,288,777.11	\$ -	\$ 1,000,000.00	\$ 10,491.18	\$ 2,299,268.29
R & B -1	\$ 662,869.77	\$ -	\$ 50,000.00	\$ 2,908.84	\$ 615,778.61
R & B -2	\$ 241,000.06	\$ -	\$ 100,000.00	\$ 914.29	\$ 141,914.35
R & B -3	\$ 436,219.37	\$ -	\$ 50,000.00	\$ 1,884.30	\$ 388,103.67
R & B -4	\$ 737,731.90	\$ -	\$ 50,000.00	\$ 3,247.24	\$ 690,979.14
FM & L	\$ 279,004.38	\$ -	\$ -	\$ 1,261.18	\$ 280,265.56
ADULT PROBATION	\$ 162,350.51	\$ -	\$ -	\$ 733.86	\$ 163,084.37
PERM IMP	\$ 1,137,570.29	\$ -	\$ -	\$ 5,142.36	\$ 1,142,712.65
CC LIBRARY	\$ 18,073.10	\$ 10,000.00	\$ -	\$ 94.84	\$ 28,167.94
TJPC	\$ 0.02	\$ -	\$ 0.02	\$ -	\$ -
COURTHOUSE SECURITY	\$ 103,421.98	\$ -	\$ -	\$ 467.52	\$ 103,889.50
ARCHIVE FEES	\$ 70,287.20	\$ -	\$ -	\$ 317.73	\$ 70,604.93
2012 GO REFUNDING	\$ 130,675.34	\$ 40,000.00	\$ -	\$ 643.28	\$ 171,318.62
JAIL COMMISSARY	\$ 52,093.72	\$ -	\$ -	\$ 235.49	\$ 52,329.21
HOTEL/MOTEL TAX	\$ 197,794.33	\$ -	\$ -	\$ 894.09	\$ 198,688.42
AMERICAN RESCUE GRANT	\$ 693,564.13	\$ -	\$ -	\$ 3,135.14	\$ 696,699.27
<b>TOTAL: TREAS FUND</b>	<b>\$ 8,211,433.21</b>	<b>\$ 50,000.00</b>	<b>\$ 1,250,000.02</b>	<b>\$ 32,371.34</b>	<b>\$ 7,043,804.53</b>

YEAR - TO - DATE INTEREST	BAL FORWARD	CURRENT INT.	BALANCE
	\$ -	\$ 32,371.34	\$ 32,371.34

AVG. YEILD FOR OCT 2023                      5.32%    MKT VALUE / SHARE \$                      1.00

INVESTMENTS-LOGIC  
PATTY BRENNAN, COOKE COUNTY TREASURER  
OCTOBER 2023

ACCT NAME	BALANCE FORWARD	DEPOSITS	WITH-DRAWALS	CURRENT INTEREST	ENDING BALANCE
GENERAL	\$ 3,068,224.08	\$ -	\$ 1,000,000.00	\$ 9,886.85	\$ 2,078,110.93
R & B -1	\$ 645,803.25	\$ -	\$ 100,000.00	\$ 2,857.43	\$ 548,660.68
R & B -2	\$ 169,810.62	\$ -	\$ 50,000.00	\$ 708.05	\$ 120,518.67
R & B -3	\$ 755,820.03	\$ -	\$ 350,000.00	\$ 2,919.17	\$ 408,739.20
R & B -4	\$ 847,874.03	\$ -	\$ 50,000.00	\$ 3,899.86	\$ 801,773.89
FM & L	\$ 297,093.69	\$ -	\$ -	\$ 1,398.47	\$ 298,492.16
TJPC	\$ 0.02	\$ -	\$ 0.02	\$ -	\$ -
ADULT PROBATION	\$ 138,643.05	\$ -	\$ -	\$ 652.64	\$ 139,295.69
PERM IMP	\$ 598,508.08	\$ 200,000.00	\$ -	\$ 3,090.97	\$ 801,599.05
LAW LIBRARY	\$ 75,383.08	\$ -	\$ -	\$ 354.86	\$ 75,737.94
COURTHOUSE SECURITY	\$ 98,128.07	\$ -	\$ -	\$ 461.92	\$ 98,589.99
CC LIBRARY	\$ 18,131.59	\$ -	\$ -	\$ 85.33	\$ 18,216.92
RECORDS MANAGEMENT	\$ 22,049.78	\$ -	\$ -	\$ 103.81	\$ 22,153.59
ARCHIVE FEES	\$ 80,796.29	\$ -	\$ -	\$ 380.33	\$ 81,176.62
DIST ATTY FORFEITURE	\$ 43,700.08	\$ -	\$ -	\$ 205.70	\$ 43,905.78
SHERIFF FOREITURE	\$ 39,142.23	\$ -	\$ -	\$ 184.26	\$ 39,326.49
JAIL COMMISSARY	\$ 31,544.32	\$ -	\$ -	\$ 148.47	\$ 31,692.79
2012 GO REFUNDING	\$ 243,613.11	\$ -	\$ -	\$ 1,146.72	\$ 244,759.83
HOTEL TAX FUND	\$ 184,855.64	\$ -	\$ -	\$ 870.18	\$ 185,725.82
AMERICAN RESCUE GRANT	\$ 699,558.82	\$ -	\$ -	\$ 3,292.96	\$ 702,851.78
<b>TOTAL: TREAS FUND</b>	<b>\$ 8,058,679.86</b>	<b>\$ 200,000.00</b>	<b>\$ 1,550,000.02</b>	<b>\$ 32,647.98</b>	<b>\$ 6,741,327.82</b>

YEAR - TO - DATE INTEREST	BAL FORWARD	CURRENT INT.	BALANCE
\$	-	\$ 32,647.98	\$ 32,647.98

AVG. YEILD FOR OCT 2023                      5.54% MKT VALU/SHARE \$                      1.00

**INVESTMENTS-TEXPOOL**  
**PATTY BRENNAN, COOKE COUNTY TREASURER**  
**OCTOBER 2023**

ACCT NAME	BALANCE FORWARD	DEPOSITS	WITH-DRAWALS	CURRENT INTEREST	ENDING BALANCE
GENERAL	\$ 3,405,841.74	\$ -	\$ -	\$ 15,501.23	\$ 3,421,342.97
R & B -1	\$ 789,274.33	\$ -	\$ 100,000.00	\$ 3,415.82	\$ 692,690.15
R & B -2	\$ 247,573.56	\$ -	\$ 100,000.00	\$ 950.40	\$ 148,523.96
R & B -3	\$ 468,351.79	\$ -	\$ -	\$ 2,131.65	\$ 470,483.44
R & B -4	\$ 1,113,518.53	\$ -	\$ 200,000.00	\$ 4,715.16	\$ 918,233.69
FM & L	\$ 292,441.48	\$ -	\$ -	\$ 1,331.02	\$ 293,772.50
STATE FUNDS	\$ 10,604.43	\$ -	\$ -	\$ 48.28	\$ 10,652.71
REC PRESV	\$ 67,506.34	\$ 30,000.00	\$ -	\$ 346.95	\$ 97,853.29
ADULT PROB	\$ 214,915.95	\$ -	\$ -	\$ 978.16	\$ 215,894.11
COURT REP	\$ 9,950.80	\$ -	\$ -	\$ 45.26	\$ 9,996.06
PERM IMP	\$ 1,201,845.97	\$ 200,000.00	\$ -	\$ 5,734.66	\$ 1,407,580.63
LAW ENFORCEMENT ED	\$ 11,188.42	\$ -	\$ -	\$ 50.92	\$ 11,239.34
JP-CH SECURITY	\$ 32,459.11	\$ -	\$ -	\$ 147.69	\$ 32,606.80
DIST CLK RECORDS MGMT	\$ 16,790.37	\$ -	\$ -	\$ 76.45	\$ 16,866.82
DIST CLK ARCHIVE	\$ 4,476.17	\$ -	\$ -	\$ 20.45	\$ 4,496.62
LAW LIBRARY	\$ 123,402.03	\$ -	\$ -	\$ 561.69	\$ 123,963.72
JP TECH	\$ 29,388.28	\$ -	\$ -	\$ 133.72	\$ 29,522.00
C H SECURITY	\$ 103,227.39	\$ -	\$ -	\$ 469.81	\$ 103,697.20
LIBRARY	\$ 18,515.34	\$ 10,000.00	\$ -	\$ 97.48	\$ 28,612.82
ARCHIVE	\$ 81,553.91	\$ -	\$ -	\$ 371.24	\$ 81,925.15
DIST ATTY FORFEITURE	\$ 40,190.16	\$ -	\$ -	\$ 182.95	\$ 40,373.11
SHERIFF FORFEITURE	\$ 68,400.98	\$ -	\$ -	\$ 311.29	\$ 68,712.27
JAIL COMMISSARY	\$ 88,681.39	\$ -	\$ -	\$ 403.60	\$ 89,084.99
2004 GO-REFUNDING	\$ 132,417.09	\$ 40,000.00	\$ -	\$ 655.62	\$ 173,072.71
HOTEL/MOTEL TAX	\$ 283,488.93	\$ -	\$ -	\$ 1,290.25	\$ 284,779.18
AMERICAN RESCUE GRANT	\$ 745,063.54	\$ -	\$ -	\$ 3,391.02	\$ 748,454.56
<b>TOTAL: TREAS FUND</b>	<b>\$ 9,601,068.03</b>	<b>\$ 280,000.00</b>	<b>\$ 400,000.00</b>	<b>\$ 43,362.77</b>	<b>\$ 9,524,430.80</b>

YEAR - TO - DATE INTEREST	BAL FORWARD:	CURRENT INT.:	BALANCE:
	\$ -	\$ 43,362.77	\$ 43,362.77

AVG. YEILD FOR OCT 2023                      5.36% MKT VALUE/ SHARI \$                      1.00

COMBINED STATEMENT OF CASH POSITION FOR OCTOBER

FUND NAME	CHECKING ACCOUNT	CHECKING AMOUNT	TDOA ACCOUNT	TDOA AMOUNT	FUND TOTAL
2024 001 GENERAL	TREAS FUND	2,823,953.64	TEXPOOL LOGIC T-EXSTAR T-BILLS CERT DEPOS	3,421,342.97 2,078,110.93 2,299,268.29 4,005,174.01 1,728,000.00	16,355,849.84
2024 011 ROAD & BRIDGE 1	TREAS FUND	305,457.24	TEXPOOL LOGIC TEXSTAR	692,690.15 548,660.68 615,778.61	2,162,586.68
2024 012 ROAD & BRIDGE 2	TREAS FUND	321,161.83	TEXPOOL LOGIC TEXSTAR	148,523.96 120,518.67 141,914.35	732,118.81
2024 013 ROAD & BRIDGE 3	TREAS FUND	241,579.12	TEXPOOL LOGIC TEXSTAR	470,483.44 408,739.20 388,103.67	1,508,905.43
2024 014 ROAD & BRIDGE 4	TREAS FUND	332,783.24	TEXPOOL LOGIC TEXSTAR	918,233.69 801,773.89 690,979.14	2,743,769.96
2024 019 FM & LATERAL	TREAS FUND	27,912.83	TEXPOOL LOGIC TEXSTAR	293,772.50 298,492.16 280,265.56	900,443.05
2024 020 TUPC	TREAS FUND	69,520.15	TEXPOOL LOGIC TEXSTAR		69,520.15
2024 022 JUVENILE PROBATION	TREAS FUND	80,696.63	TEXPOOL LOGIC TEXSTAR		80,696.63
2024 023 JUVENILE PROB. IV-E	TREAS FUND	215.05	TEXPOOL LOGIC TEXSTAR		215.05
2024 024 JUVENILE DELINQUENCY PREVENT	TREAS FUND	35,854.74	TEXPOOL LOGIC TEXSTAR		35,854.74
2024 028 ADULT PROBATION	TREAS FUND	42,982.93	TEXPOOL LOGIC TEXSTAR	215,894.11 139,295.69 163,084.37	561,257.10
2024 029 COMMUNITY CORRECTIONS	TREAS FUND	12,313.50	TEXPOOL LOGIC		12,313.50
2024 031 CONTRACT ELECTIONS	TREAS FUND	29,987.55	TEXPOOL LOGIC		29,987.55
2024 032 DISTRICT CLERK PRESERVATION	TREAS FUND	269,748.41-	TEXPOOL LOGIC TEXSTAR		269,748.41-

DATE 11/20/2023 TIME 16:30

COMBINED STATEMENT OF CASH POSITION FOR OCTOBER

FUND NAME	CHECKING ACCOUNT	CHECKING AMOUNT	TDOA ACCOUNT	TDOA AMOUNT	FUND TOTAL
2024 033 COUNTY/DISTRICT TECHNOLOGY	TREAS FUND	13,308.54	TEXPOOL LOGIC TEXSTAR		13,308.54
2024 034 COURT REPORTER	TREAS FUND	27,289.19	TEXPOOL LOGIC TEXSTAR	9,996.06	37,285.25
2024 035 PERMANENT IMPROVEMENT	TREAS FUND	506,043.06	TEXPOOL LOGIC TEXSTAR STONE	1,407,580.63 801,599.05 1,142,712.65	3,857,935.39
2024 037 LAW ENFORCEMENT ED	TREAS FUND	6,003.36	TEXPOOL LOGIC TEXSTAR	11,239.34	17,242.70
2024 038 JP TECH	TREAS FUND	10,706.33	TEXPOOL LOGIC TEXSTAR	29,522.00	40,228.33
2024 040 LAW LIBRARY	TREAS FUND	39,199.07	TEXPOOL LOGIC TEXSTAR	122,963.72 75,737.94	238,900.73
2024 041 CC LIBRARY FUND	TREAS FUND	44,938.85	TEXPOOL LOGIC TEXSTAR	28,612.82 18,216.92 28,167.94	119,936.53
2024 042 CC HISTORICAL COMM.	TREAS FUND	2,653.81	TEXPOOL LOGIC TEXSTAR	32,606.80	2,653.81
2024 043 JP COURTHOUSE SECURITY	TREAS FUND	32,644.22	TEXPOOL LOGIC TEXSTAR		65,251.02
2024 044 COURTHOUSE SECURITY	TREAS FUND	48,676.26	TEXPOOL LOGIC TEXSTAR	103,697.20 98,589.99 103,889.50	354,852.95
2024 046 CHAPTER 19	TREAS FUND	54.82-	TEXPOOL		54.82-
2024 047 CC RECORDS MANAGEMENT	TREAS FUND	20,831.09	TEXPOOL		20,831.09
2024 048 COUNTY RECORDS MANAGEMENT	TREAS FUND	4,850.26	TEXPOOL LOGIC TEXSTAR	22,153.59	27,003.85
2024 049 CC RECORDS PRESERVATION	TREAS FUND	63,359.73	TEXPOOL LOGIC TEXSTAR	97,853.29	161,213.02
2024 050 DIST CLERK RECORDS MANAGEMENT	TREAS FUND	50,675.94	TEXPOOL LOGIC TEXSTAR	16,866.82	67,542.76
2024 051 DISTRICT CLERK ARCHIVE	TREAS FUND	30,168.70	TEXPOOL	4,496.62	

FUND NAME	CHECKING ACCOUNT	CHECKING AMOUNT	TDOA ACCOUNT	TDOA AMOUNT	FUND TOTAL
2024 052 COUNTY CLERK ARCHIVE FEE	TREAS FUND	26,617.30	TEXPOOL LOGIC TEXSTAR	81,925.15 81,176.62 70,604.93	260,324.00
2024 053 CA CHECK COLLECTING	TREAS FUND	976.18	TEXPOOL LOGIC TEXSTAR		976.18
2024 054 DA CHECK COLLECTING	TREAS FUND	5,460.92	TEXPOOL LOGIC TEXSTAR		5,460.92
2024 056 DISTRICT ATTY FORFEITURE	TREAS FUND	6,198.48	TEXPOOL LOGIC TEXSTAR	40,373.11 43,905.78	90,477.37
2024 057 D A SEIZURE FUND	TREAS FUND	206,137.90	TEXPOOL LOGIC TEXSTAR		206,137.90
2024 058 SHERIFF FORFEITURE	TREAS FUND	27,216.61	TEXPOOL LOGIC TEXSTAR	68,712.27 39,326.49	135,255.37
2024 059 JAIL COMMISSARY	TREAS FUND	45,476.67	TEXPOOL LOGIC TEXSTAR	89,084.99 31,692.79 52,329.21	218,583.66
2024 061 2004 GO REFUNDING DEBT SERVITREAS FUND	TREAS FUND	78,007.91	TEXPOOL LOGIC TEXSTAR	173,072.71 244,759.83 171,318.62	667,159.07
2024 088 STATE FEES	TREAS FUND	19,803.83	TEXPOOL LOGIC TEXSTAR	10,652.71	30,456.54
2024 090 OFFICER'S TRUST	TREAS FUND		TEXPOOL		
2024 091 LIBRARY TRUST - LIDDELL	TREAS FUND	1,554.61	CERT DEPOS	15,000.00	16,554.61
2024 092 LIBRARY TRUST - ROSENSTEIN	TREAS FUND	300.74	CERT DEPOS	19,000.00	19,300.74
2024 098 PAYROLL CLEARING	PAYROLL	755,559.49			755,559.49
2024 100 CHILD ABUSE PREVENTION FUND	TREAS FUND	513.46	TEXPOOL LOGIC		513.46
2024 101 PRETRIAL DIVERSION	TREAS FUND	21,920.03	TEXPOOL LOGIC		21,920.03
2024 102 HOTEL OCCUPANCY TAX FUND	TREAS FUND	55,554.42	TEXPOOL LOGIC TEXSTAR	284,779.18 185,725.82 198,688.42	724,747.84
2024 103 HAVA GRANT FUND					
2024 104 AMERICAN RESCUE PROG GRANT	TREAS FUND	178,046.25	TEXPOOL LOGIC	748,454.56 702,851.78	



DATE 11/20/2023 TIME 16:30

COMBINED STATEMENT OF CASH POSITION FOR OCTOBER

FUND NAME	CHECKING ACCOUNT	CHECKING AMOUNT	TDOA ACCOUNT	TDOA AMOUNT	FUND TOTAL
2024 105 JUNIOR EMS PROGRAM			TEXSTAR	696,699.27	2,326,051.86
2024 106 PAUPERS CEMETERY					
2024 107 OPIOID SETTLEMENT FUNDS	TREAS FUND	64,404.50	TEXPOOL LOGIC TEXSTAR		64,404.50
TOTAL		6,449,712.93		29,076,737.16	35,526,450.09

CHECK ACCOUNT  
ACCOUNT BALANCE - TREAS FUND 5,694,153.44  
ACCOUNT BALANCE - PAYROLL 755,559.49

TOTAL 6,449,712.93

TDOA ACCOUNT  
ACCOUNT BALANCE - TEXPOOL 9,524,430.80  
ACCOUNT BALANCE - LOGIC 6,741,327.82  
ACCOUNT BALANCE - TEXSTAR 7,043,804.53  
ACCOUNT BALANCE - T-BILLS 4,005,174.01  
ACCOUNT BALANCE - CERT DEPOS 1,762,000.00

TOTAL 29,076,737.16

ACCOUNT NAME	BEGINNING CASH BALANCE	CASH RECEIPTS	CASH DISBURSEMENTS	ENDING CASH BALANCE
2024 001 GENERAL - GENERAL FUND	1,733,505.05	5,223,125.94	4,132,677.35	2,823,953.64
CASH ON HAND	8,807.50	5,459.01	.00	14,266.51
CASH INVESTED - TEXPOOL	3,405,841.74	15,501.23	.00	3,421,342.97
CASH INVESTED - LOGIC	3,068,224.08	10,886.85	1,000,000.00	2,078,110.93
CASH INVESTED - TEXSTAR	3,288,777.11	10,491.18	1,000,000.00	2,299,268.29
CASH INVESTED - STONE CASTLE	.00	.00	.00	.00
T-BILLS - INVESTMENTS	1,992,313.18	2,012,860.83	.00	4,005,174.01
CASH INVESTMENT-CD	1,728,000.00	.00	.00	1,728,000.00
FUND TOTALS	15,225,468.66	7,277,325.04	6,132,677.35	16,370,116.35
2024 011 ROAD & BRIDGE 1	148,157.22	327,232.09	169,932.07	305,457.24
CASH - ROAD & BRIDGE # 1	789,274.33	3,415.82	100,000.00	692,690.15
CASH INVESTED - TEXPOOL	645,803.25	2,857.43	100,000.00	548,660.68
CASH INVESTED - LOGIC	662,869.77	2,908.84	50,000.00	615,778.61
CASH INVESTED - TEXSTAR	.00	.00	.00	.00
T-BILL INVESTMENTS	.00	.00	.00	.00
FUND TOTALS	2,246,104.57	336,414.18	419,932.07	2,162,586.68
2024 012 ROAD & BRIDGE 2	118,792.75	377,551.31	175,182.23	321,161.83
CASH - ROAD & BRIDGE # 2	247,573.56	950.40	100,000.00	148,523.96
CASH INVESTED - TEXPOOL	169,810.62	708.05	50,000.00	120,518.67
CASH INVESTED - LOGIC	241,000.06	914.29	100,000.00	141,914.35
CASH INVESTED - TEXSTAR	.00	.00	.00	.00
T-BILL INVESTMENTS	.00	.00	.00	.00
FUND TOTALS	777,176.93	380,124.05	425,182.23	732,118.81
2024 013 ROAD & BRIDGE 3	113,165.79	477,873.05	349,459.72	241,579.12
CASH - ROAD & BRIDGE # 3	468,351.79	2,131.65	.00	470,483.44
CASH INVESTED - TEXPOOL	755,820.03	2,919.17	350,000.00	408,739.20
CASH INVESTED - LOGIC	436,219.37	1,884.30	50,000.00	388,103.67
CASH INVESTED - TEXSTAR	.00	.00	.00	.00
T-BILL INVESTMENTS	.00	.00	.00	.00
FUND TOTALS	1,773,556.98	484,808.17	749,459.72	1,508,905.43
2024 014 ROAD & BRIDGE 4	106,184.33	376,910.97	150,312.06	332,783.24
CASH - ROAD & BRIDGE # 4	1,113,518.53	4,715.16	200,000.00	918,233.69
CASH INVESTED - TEXPOOL	847,874.03	3,899.86	50,000.00	801,773.89
CASH INVESTED - LOGIC	737,731.90	3,247.24	50,000.00	690,979.14
CASH INVESTED - TEXSTAR	.00	.00	.00	.00
T-BILL INVESTMENTS	.00	.00	.00	.00
FUND TOTALS	2,805,308.79	388,773.23	450,312.06	2,743,769.96
2024 019 FM & LATERAL	27,698.41	214.42	.00	27,912.83
CASH - FM & LATERAL	292,441.48	1,331.02	.00	293,772.50
CASH INVESTED - LOGIC	297,093.69	1,398.47	.00	298,492.16
CASH INVESTED - TEXSTAR	279,004.38	1,261.18	.00	280,265.56
T-BILL INVESTMENT	.00	.00	.00	.00
FUND TOTALS	896,237.96	4,205.09	.00	900,443.05
2024 020 TUPC	13,254.19	106,332.21	23,557.87	69,520.15
CASH - T.J.P.C.	.00	.00	.00	.00
CASH INVESTED - LOGIC	.02	.00	.02	.00
CASH INVESTED - TEXSTAR	.02	.00	.02	.00

ACCOUNT NAME	BEGINNING CASH BALANCE	CASH RECEIPTS	CASH DISBURSEMENTS	ENDING CASH BALANCE
2024 022 JUVENILE PROBATION DIV	87,471.41	465.22	7,240.00	80,696.63
CASH - JUV. PROB. DIV				
INVESTMENTS	.00			
FUND TOTALS	87,471.41	465.22	7,240.00	80,696.63
2024 023 JUVENILE PROB. IV-E	109.95	105.10	.00	215.05
CASH - IV-E				
CASH INVESTED	.00	.00	.00	.00
CASH INVESTED - LOGIC	.00	.00	.00	.00
CASH INVESTED - TEXSTAR	.00	.00	.00	.00
FUND TOTALS	109.95	105.10	.00	215.05
2024 024 JUVENILE DELINQUENCY PREVENTN	35,854.74	.00	.00	35,854.74
CASH - JUVENILE DELINQUENCY PR				
INVESTMENTS	.00	.00	.00	.00
CASH INVESTED - LOGIC	.00	.00	.00	.00
CASH INVESTED - TEXSTAR	.00	.00	.00	.00
FUND TOTALS	35,854.74	.00	.00	35,854.74
2024 028 ADULT PROBATION	53,404.75	29,330.90	39,752.72	42,982.93
CASH - ADULT PROBATION				
CASH ON HAND	75.00	.00	.00	75.00
CASH INVESTED - TEXPOOL	214,915.95	978.16	.00	215,894.11
CASH INVESTED - LOGIC	138,643.05	652.64	.00	139,295.69
CASH INVESTED - TEXSTAR	162,350.51	733.86	.00	163,084.37
FUND TOTALS	569,389.26	31,695.56	39,752.72	561,332.10
2024 029 COMMUNITY CORRECTIONS	18,250.58	.00	5,937.08	12,313.50
CASH - COMMUNITY CORRECTI				
INVESTMENTS	.00	.00	.00	.00
CASH INVESTED - LOGIC	.00	.00	.00	.00
FUND TOTALS	18,250.58	.00	5,937.08	12,313.50
2024 031 CONTRACT ELECTIONS	29,893.20	94.35	.00	29,987.55
CASH - CONTRACT ELECTIONS				
CASH INVESTED - TEXPOOL	.00	.00	.00	.00
CASH INVESTED - LOGIC	.00	.00	.00	.00
FUND TOTALS	29,893.20	94.35	.00	29,987.55
2024 032 DISTRICT CLERK PRESERVATION	268,064.04	10.00	1,694.37	269,748.41
CASH - DISTRICT CLERK PRESVATI				
INVESTMENTS	.00	.00	.00	.00
CASH INVESTED - LOGIC	.00	.00	.00	.00
CASH INVESTED - TEXSTAR	.00	.00	.00	.00
FUND TOTALS	268,064.04	10.00	1,694.37	269,748.41
2024 033 COUNTY/DISTRICT TECHNOLOGY FUN	13,256.11	52.43	.00	13,308.54
CASH - COUNTY/DISTRICT TECH				
INVESTMENTS	.00	.00	.00	.00
CASH INVESTED - LOGIC	.00	.00	.00	.00
CASH INVESTED - TEXSTAR	.00	.00	.00	.00
FUND TOTALS	13,256.11	52.43	.00	13,308.54
2024 034 COURT REPORTER	25,618.03	1,671.16	.00	27,289.19
CASH - COURT REPORTER FUND				

ACCOUNT NAME	BEGINNING CASH BALANCE	CASH RECEIPTS	CASH DISBURSEMENTS	ENDING CASH BALANCE
2024 035 PERMANENT IMPROVEMENT	35,568.83	1,716.42	1,000.00	37,285.25
CASH INVESTED - LOGIC	9,950.80	45.26	.00	9,996.06
CASH INVESTED - TEXSTAR	.00	.00	.00	.00
FUND TOTALS	35,568.83	1,716.42	1,000.00	37,285.25
2024 037 LAW ENFORCEMENT ED	4,027,116.62	430,818.77	600,000.00	3,857,935.39
CASH INVESTED - LAW ENFORCEMENT ED	6,024.41	18.95	40.00	6,003.36
CASH INVESTED - LOGIC	11,188.42	50.92	.00	11,239.34
CASH INVESTED - TEXSTAR	.00	.00	.00	.00
FUND TOTALS	17,212.83	69.87	40.00	17,242.70
2024 038 JP TECH - J P TECH FUND	11,681.09	64.10	1,038.86	10,706.33
INVESTMENTS	29,388.28	133.72	.00	29,522.00
CASH INVESTED - LOGIC	.00	.00	.00	.00
CASH INVESTED - TEXSTAR	.00	.00	.00	.00
FUND TOTALS	41,069.37	197.82	1,038.86	40,228.33
2024 040 LAW LIBRARY	37,408.65	2,349.56	559.14	39,199.07
CASH INVESTED - LAW LIBRARY	123,402.03	561.69	.00	123,963.72
CASH INVESTED - LOGIC	75,383.08	354.86	.00	75,737.94
CASH INVESTED - TEXSTAR	.00	.00	.00	.00
FUND TOTALS	236,193.76	3,266.11	559.14	238,900.73
2024 041 CC LIBRARY FUND	48,927.23	3,390.48	7,378.86	44,938.85
CASH INVESTED - COOKE COUNTY LIBRA	18,515.34	10,097.48	.00	28,612.82
CASH INVESTED - LOGIC	18,131.59	85.33	.00	18,216.92
CASH INVESTED - TEXSTAR	18,073.10	10,094.84	.00	28,167.94
T-BILL INVESTMENTS	.00	.00	.00	.00
FUND TOTALS	103,647.26	23,668.13	7,378.86	119,936.53
2024 042 CC HISTORICAL COMM.	2,645.47	8.34	.00	2,653.81
CASH - COOKE CO. HISTORIC	2,645.47	8.34	.00	2,653.81
FUND TOTALS	2,645.47	8.34	.00	2,653.81
2024 043 JP COURTHOUSE SECURITY	32,540.30	103.92	.00	32,644.22
CASH INVESTED - JP COURTHOUSE SECURITY	32,459.11	147.69	.00	32,606.80
CASH INVESTED - LOGIC	.00	.00	.00	.00
CASH INVESTED - TEXSTAR	.00	.00	.00	.00
FUND TOTALS	64,999.41	251.61	.00	65,251.02
2024 044 COURTHOUSE SECURITY	47,085.16	2,126.95	535.85	48,676.26
CASH - COURTHOUSE SECURITY	103,227.39	469.81	.00	103,697.20
CASH INVESTED				

ACCOUNT NAME	BEGINNING CASH BALANCE	CASH RECEIPTS	CASH DISBURSEMENTS	ENDING CASH BALANCE
2024 046 CHAPTER 19	106.08-	159.67	108.41-	54.82-
CASH - CHAPTER 19				
INVESTMENTS	.00	.00	.00	.00
FUND TOTALS	106.08-	159.67	108.41-	54.82-
2024 047 CC RECORDS MANAGEMENT	20,196.25	634.84	.00	20,831.09
CASH - CC RECORDS MANAGEMENT				
INVESTMENTS - TEXPOOL	.00	.00	.00	.00
FUND TOTALS	20,196.25	634.84	.00	20,831.09
2024 048 COUNTY RECORDS MANAGEMENT	5,604.87	125.39	880.00-	4,850.26
CASH - RECORDS MANAGEMENT				
CASH INVESTED - TEXPOOL	.00	.00	.00	.00
CASH INVESTED - LOGIC	22,049.78	103.81	.00	22,153.59
CASH INVESTED - TEXSTAR	.00	.00	.00	.00
FUND TOTALS	27,654.65	229.20	880.00-	27,003.85
2024 049 CC RECORDS PRESERVATION	55,770.45	7,589.28	.00	63,359.73
CASH - RECORDS PRESERVATION				
CASH INVESTED - TEXPOOL	67,506.34	30,346.95	.00	97,853.29
CASH INVESTED - LOGIC	.00	.00	.00	.00
CASH INVESTED - TEXSTAR	.00	.00	.00	.00
FUND TOTALS	123,276.79	37,936.23	.00	161,213.02
2024 050 DIST CLERK RECORDS MANAGEMENT	49,227.85	1,448.09	.00	50,675.94
CASH - D C RECORDS MANAGEMENT				
CASH INVESTED	16,790.37	76.45	.00	16,866.82
CASH INVESTED - LOGIC	.00	.00	.00	.00
CASH INVESTED - TEXSTAR	.00	.00	.00	.00
FUND TOTALS	66,018.22	1,524.54	.00	67,542.76
2024 051 DISTRICT CLERK ARCHIVE	30,063.81	104.89	.00	30,168.70
DISTRICT CLERK ARCHIVE				
INVESTMENTS	4,476.17	20.45	.00	4,496.62
CASH INVESTED - LOGIC	.00	.00	.00	.00
CASH INVESTED - TEXSTAR	.00	.00	.00	.00
FUND TOTALS	34,539.98	125.34	.00	34,665.32
2024 052 COUNTY CLERK ARCHIVE FEE	26,181.44	7,055.86	6,620.00-	26,617.30
CASH - RECORDS ARCHIVE				
INVESTMENTS	81,553.91	371.24	.00	81,925.15
CASH INVESTED - LOGIC	80,796.29	380.33	.00	81,176.62
CASH INVESTED - TEXSTAR	70,287.20	317.73	.00	70,604.93
FUND TOTALS	258,818.84	8,125.16	6,620.00-	260,324.00
2024 053 CA CHECK COLLECTING	976.18	.00	.00	976.18
CASH - CHECK COLLECTING &				
CASH INVESTED	.00	.00	.00	.00
CASH INVESTED - LOGIC	.00	.00	.00	.00
CASH INVESTED - TEXSTAR	.00	.00	.00	.00
FUND TOTALS	976.18	.00	.00	976.18
2024 054 DA CHECK COLLECTING	525.92	4,935.00	.00	5,460.92
CASH - DA CHECK COLLECTING				

ACCOUNT NAME	BEGINNING CASH BALANCE	CASH RECEIPTS	CASH DISBURSEMENTS	ENDING CASH BALANCE
2024 056 DISTRICT ATTY FORFEITURE	15,638.88	230.94	9,671.34	6,198.48
CASH - D.A. FORFEITURE FU	40,190.16	182.95	.00	40,373.11
CASH INVESTED - LOGIC	43,700.08	205.70	.00	43,905.78
CASH INVESTED - TEXSTAR	.00	.00	.00	.00
FUND TOTALS	99,529.12	619.59	9,671.34	90,477.37
2024 057 D A SEIZURE FUND	206,137.90	.00	.00	206,137.90
CASH - SEIZURE-LAW	.00	.00	.00	.00
INVESTMENTS	206,137.90	.00	.00	206,137.90
FUND TOTALS	206,137.90	.00	.00	206,137.90
2024 058 SHERIFF FORFEITURE	25,749.05	1,509.37	41.81	27,216.61
CASH - SHERIFF FORFEITURE	68,400.98	311.29	.00	68,712.27
INVESTMENTS	39,142.23	184.26	.00	39,326.49
CASH INVESTED - LOGIC	.00	.00	.00	.00
CASH INVESTED - TEXSTAR	133,292.26	2,004.92	41.81	135,255.37
FUND TOTALS	133,292.26	2,004.92	41.81	135,255.37
2024 059 JAIL COMMISSARY	46,621.12	145.55	1,290.00	45,476.67
CASH - JAIL COMMISSARY	88,681.39	403.60	.00	89,084.99
CASH INVESTED - TEXPOOL	31,544.32	148.47	.00	31,692.79
CASH INVESTED - LOGIC	52,093.72	235.49	.00	52,329.21
CASH INVESTED - TEXSTAR	218,940.55	933.11	1,290.00	218,583.66
FUND TOTALS	218,940.55	933.11	1,290.00	218,583.66
2024 061 2004 GO REFUNDING DEBT SERVICE	120,589.87	7,418.04	50,000.00	78,007.91
CASH - 2004 GO REFUNDING D/S	132,417.09	40,655.62	.00	173,072.71
CASH INVESTED - TEXPOOL	243,613.11	1,146.72	.00	244,759.83
CASH INVESTED - LOGIC	130,675.34	40,643.28	.00	171,318.62
CASH INVESTED - TEXSTAR	.00	.00	.00	.00
T-BILL INVESTMENTS	627,295.41	89,863.66	50,000.00	667,159.07
FUND TOTALS	627,295.41	89,863.66	50,000.00	667,159.07
2024 088 STATE FEES	83,918.30	30,541.54	94,656.01	19,803.83
CASH - STATE FEES	10,604.43	48.28	.00	10,652.71
CASH INVESTED - LOGIC	.00	.00	.00	.00
CASH INVESTED - TEXSTAR	94,522.73	30,589.82	94,656.01	30,456.54
FUND TOTALS	94,522.73	30,589.82	94,656.01	30,456.54
2024 090 OFFICER'S TRUST	.00	.00	.00	.00
CASH-OFFICERS TRUST	.00	.00	.00	.00
CASH INVESTED	.00	.00	.00	.00
CASH INVESTED - LOGIC	.00	.00	.00	.00
FUND TOTALS	.00	.00	.00	.00
2024 091 LIBRARY TRUST - LIDDELL	1,549.72	4.89	.00	1,554.61
CASH-LIBRARY TRUST/LIDDELL	15,000.00	.00	.00	15,000.00
CD INVESTMENT	16,549.72	4.89	.00	16,554.61
FUND TOTALS	16,549.72	4.89	.00	16,554.61
2024 092 LIBRARY TRUST - ROSENSTEIN	299.80	.94	.00	300.74
CASH-LIBRARY TRUST/ROSENSTEIN				

ACCOUNT NAME	BEGINNING CASH BALANCE	CASH RECEIPTS	CASH DISBURSEMENTS	ENDING CASH BALANCE
CD INVESTMENT FUND TOTALS	19,000.00	.00	.00	19,000.00
2024 098 PAYROLL CLEARING	19,299.80	.94	.00	19,300.74
CASH - PAYROLL CLEARING INVESTMENTS FUND TOTALS	.00	1,288,345.98	532,786.49	755,559.49
2024 100 CHILD ABUSE PREVENTION FUND	511.13	.00	.00	513.46
CASH-CHILD ABUSE PREVENTION CASH INVESTED FUND TOTALS	511.13	2.33	.00	513.46
2024 101 PRETRIAL DIVERSION	21,420.03	500.00	.00	21,920.03
CASH-PRETRIAL DIVERSION CASH INVESTED - LOGIC FUND TOTALS	21,420.03	500.00	.00	21,920.03
2024 102 HOTEL OCCUPANCY TAX FUND	83,567.75	26,337.73	54,351.06	55,554.42
CASH - HOTEL OCCUPANCY TAX CASH INVESTED - TEXPOOL CASH INVESTED - LOGIC CASH INVESTED - TEXSTAR FUND TOTALS	83,567.75	26,337.73	54,351.06	55,554.42
2024 103 HAVA GRANT FUND	0.00	0.00	0.00	0.00
CASH - HAVA GRANT FUND CASH INVESTED - TEXPOOL CASH INVESTED - LOGIC CASH INVESTED - TEXSTAR FUND TOTALS	0.00	0.00	0.00	0.00
2024 104 AMERICAN RESCUE PROG GRANT	187,178.49	517.28	9,649.52	178,046.25
CASH - AMERICAN RESCUE PROG GRANT CASH INVESTED - TEXPOOL CASH INVESTED - LOGIC CASH INVESTED - TEXSTAR FUND TOTALS	187,178.49	517.28	9,649.52	178,046.25
2024 105 JUNIOR EMS PROGRAM	569.97	.00	.00	569.97
CASH - JUNIOR EMS PROGRAM FUND TOTALS	569.97	.00	.00	569.97
2024 106 PAUPERS CEMETERY	17,467.09	.00	235.58	17,231.51
CASH - PAUPERS CEMETERY FUND TOTALS	17,467.09	.00	235.58	17,231.51
2024 107 OPIOID SETTLEMENT FUNDS	64,201.87	202.63	.00	64,404.50
CASH - OPIOID SETTLEMENT FUNDS CASH INVESTED - LOGIC CASH INVESTED - TEXSTAR FUND TOTALS	64,201.87	202.63	.00	64,404.50
GRAND TOTALS	34,203,787.12	10,980,394.40	9,625,588.44	35,558,593.08