



MONTHLY REPORT

NOVEMBER 2023


PATTY BRENNAN

COOKE COUNTY TREASURER


FINANCIAL REPORTS

December 27, 2023

In accordance with Local Government Code 114.026, this affidavit states the current cash and reports in the custody of the county treasurer as of the date of November 30, 2023.




John O. Roane,
Cooke County Judge




Gary Hollowell,
Commissioner Pct. #1




Adam Arendt,
Commission Pct. #3



Pam Harrison,
Cooke County Clerk



Jason Snuggs,
Commissioner Pct. #2



Matt Sicking,
Commissioner Pct. #4



AFFIDAVIT

STATE OF TEXAS

COUNTY OF COOKE

The members of the Commissioners' Court of Cooke County, Texas, state as follows:

The requirement of Subsection (C) of the Texas Local Government Code, §114.026 have been met for the term of November 2023. The amount of cash and other assets in the custody of the County Treasurer at the time of examination are:

Cash (includes on hand, money market accounts, and short-term investments) \$33,880,863.39

Other Assets (long term investments) \$ 0.00.

Sworn to and subscribed this 27th day of December 2023

John O. Roane
John O. Roane, Cooke County Judge

Gary Hollowell
Gary Hollowell, Commissioner, Pct 1

Jason Snuggs
Jason Snuggs, Commissioner, Pct 2

Adam Arendt
Adam Arendt, Commissioner, Pct 3

Matt Sicking
Matt Sicking, Commissioner, Pct 4

ATTEST:

Pam Harrison
Pam Harrison, County Clerk



PAGE 1 11/30/23 19:17:24
HOLDINGS BAPN032N
CC3 PROD

FEDERAL RESERVE BANK PLEDGEE

DISTRB PT J1
AS OF CLOSE OF BUSINESS 11-30-2023

PLEDGEE: COOKE COUNTY J7BM INSTITUTION ID: #J7BM
100 S. DIXON
RM. 106

GAINESVILLE TX 76240

HOLDER : 082900432 - SIMMONS PB AR

RESP FRB:H2

ACCOUNT: J7BM - *COOKE COUNTY

CUSIP #

BVF

PAR

BALANCE	BOOK VALUE	
3133ELZB3 1.95 FCOR 21-35 AN 05-14-35		1.0000000000
10,000,000.00	10,000,000.00	
3133EL6C3 1.73 FCOR 21-35 AX 09-10-35		1.0000000000
2,640,000.00	2,640,000.00	
3133KLAL1 FEPC 01.500 CLRA4511 02-01-51		0.8552807600
2,614,672.00	2,236,278.66	
3138ESAM0 FNAR XX.XXX WSAL9911 09-01-39		0.1819593000
5,000,000.00	909,796.50	
3140QHPU3 FNMS 02.000 CICA9434 03-01-36		0.6717066600
5,775,000.00	3,879,105.96	
		SUBTOTAL:
26,029,672.00	19,665,181.12	
		GRAND TOTAL:
26,029,672.00	19,665,181.12	

TOTALS

PRIOR MONTH ENDING BANK STATEMENT BALANCE \$5,589,112.56 151
 CLEARED DEPOSITS \$3,585,439.38 7
 CLEARED ADDITIONS \$98,834.30 419
 CLEARED CHECKS \$3,273,871.32- 6
 CLEARED DEDUCTIONS \$1,153,622.33-

CURRENT MONTH ENDING BANK STATEMENT BALANCE \$4,845,892.59

CURRENT MONTH ENDING BANK STATEMENT BALANCE \$4,845,892.59 1
 OUTSTANDING DEPOSITS \$8,016.80
 OUTSTANDING ADDITIONS \$.00
 OUTSTANDING CHECKS \$823,338.77- 869
 OUTSTANDING DEDUCTIONS \$.00

RECONCILED BOOK BALANCE \$4,030,570.62

ENDING STATEMENT DATE 11/30/2023 CLERK: PB

COOKE COUNTY
CZN9545

Deposit Balance Collateral Verification

12/01/2023
Page 1

Security Description Security Description	Rate	Maturity Date Issue Date	Original Face Current Face	Market Price Market Value	Haircut Required	CUSIP
Pledge collateral As of 12/01/23						
FEDERAL FARM CR BKS CONS BD 1.73%35	1.730000	09/10/2035 09/10/2020	2,640,000.00 2,640,000.00	68.038961 1,796,228.57	110.0000	3133EL6C3
FEDERAL FARM CR BKS CONS BD 1.95%35	1.950000	05/14/2035 05/14/2020	10,000,000.00 10,000,000.00	70.667101 7,066,710.10	110.0000	3133ELZB3
FHLMC UMBS 30Y FIXED 1.500 20510201	1.500000	02/01/2051 01/01/2021	2,614,672.00 2,236,278.66	74.058989 1,656,165.37	110.0000	3133KLAL1
FNMA MEGA ADJ SINGLE 2.560 20390901	5.749000	09/01/2039 02/01/2017	5,000,000.00 909,796.50	101.936993 927,419.19	110.0000	3138ESAM0
FNMA UMBS INT 15 YEAR 2.000 20360301	2.000000	03/01/2036 03/01/2021	5,775,000.00 3,879,105.96	88.922852 3,449,411.65	110.0000	3140QHPU3
Totals		Original Face/Par Current Face	26,029,672.00 19,665,181.12	14,895,934.88	Market Value	
Deposit Information	Current Balance 11/30/2023		10,131,911.03	Minimum Coll.		10,853,564.49
	FDIC Insurance		265,034.22	Variance		137.24%
	Net Deposit		9,866,876.81			



C.D. INVESTMENTS

SIMMONS BANK

November 2023

<u>C.D.#</u>	<u>PURCHASE DATE</u>	<u>AMOUNT</u>	<u>MAT. DATE</u>
Library Liddell 2363	Jan 25, 2023	7,500.00	Jan 25, 2025
Library Liddell 2389	Jan 25, 2023	7,500.00	Jan 25, 2025
Library Rosenstein 5099	Dec 12, 2020	11,000.00	Dec 12, 2023
Library Rosenstein 8294	Mar 16, 2021	8,000.00	Mar 24, 2024

INT. EARNED MONTHLY:

2-Liddell CD's @ 2.25%
Rosenstein #5099 CD @ 1.00%
Rosenstein #8294 CD @ .60%

Interest is deposited into the Treasurer's Fund. The 4 Library's CDs' interest is deposited quarterly.

THE FIRST STATE BANK

<u>C.D.#</u>	<u>PURCHASE DATE</u>	<u>AMOUNT</u>	<u>MAT. DATE</u>
GEN/7619049	Dec 17, 2022	250,000.00	March 17, 2024

INT. EARNED MONTHLY:

Gen CD @ 4.00

Interest accrues monthly and is deposited monthly with depository bank into the Treasurer's Fund

Activity Type Date Receipt	Description Rate Security	Maturity	SK Receipt(s)	Par/Shares Original Face Withholding	Interest/Dividend Net Amount
Settled/Cleared Activity					
RECEIPTS					
11/28/2023	US TREASURY BILL			1,035,000.00	999,239.72
472000147	DI	08/08/2024		.00	.00
	912797GK7			.00	999,239.72
Total	RECEIPTS			1,035,000.00	999,239.72
				.00	.00
					999,239.72
MATURITIES					
11/24/2023	FEDERAL HOME LN MTG CORP			1,000,000.00	1,000,000.00
408000957	.32	11/24/2023		.00	.00
	3134GXCA0			.00	1,000,000.00
Total	MATURITIES			1,000,000.00	1,000,000.00
				.00	.00
					1,000,000.00
INTEREST					
11/02/2023	WELLS FARGO BANK NATL ASSN			.00	.00
409007515	4.80	05/02/2025		.00	1,015.10
	949764BP8			.00	1,015.10
11/03/2023	MORGAN STANLEY BK N A			.00	.00
409007513	4.80	05/05/2025		.00	5,904.13
	61690U5F3			.00	5,904.13
11/03/2023	MORGAN STANLEY PRIVATE BK NATL			.00	.00
409007514	4.80	05/05/2025		.00	5,904.13
	61768ESV6			.00	5,904.13
11/06/2023	CAPITAL ONE BANK USA NA CD			.00	.00
409001971	2.65	05/06/2024		.00	3,286.29
	14042TFT9			.00	3,286.29
11/06/2023	CAPITAL ONE NA CD			.00	.00
409001972	2.65	05/06/2024		.00	3,286.29
	14042RQX2			.00	3,286.29
11/13/2023	FIRST TECHNOLOGY FEDERAL CREDI			.00	.00
409007512	4.90	05/12/2025		.00	1,036.25
	33715LFE5			.00	1,036.25
11/20/2023	FEDERAL FARM CREDIT BANK			.00	.00
408003472	4.50	11/18/2024		.00	22,500.00
	3133ENZ94			.00	22,500.00
11/24/2023	FEDERAL HOME LN MTG CORP			.00	.00
408000957	.32	11/24/2023		.00	1,600.00
	3134GXCA0			.00	1,600.00

PNC and PNC Bank are registered marks of The PNC Financial Services Group, Inc. (PNC).
PNC makes no representations as to the accuracy or completeness of the information herein.



COOKE COUNTY
16960003

Activity Statement for Currency USD

11/01/2023 - 11/30/2023

Page 2

Activity Type	Description	Maturity	SK Receipt(s)	Par/Shares Original Face Withholding	Interest/Dividend Net Amount
Settled/Cleared Activity					
INTEREST				.00	44,532.19
Total	INTEREST			.00	44,532.19
Upcoming Activity					
INTEREST	WELLS FARGO BANK NATL ASSN			.00	.00
12/04/2023	4.80	05/02/2025		.00	982.36
409007515	949764BP8			.00	982.36
12/12/2023	FIRST TECHNOLOGY FEDERAL CREDI			.00	.00
	4.90	05/12/2025		.00	1,002.82
409007512	33715LFE5			.00	1,002.82
Total	INTEREST			.00	.00
				.00	1,985.18
				.00	1,985.18

PNC and PNC Bank are registered marks of The PNC Financial Services Group, Inc. (PNC).
PNC makes no representations as to the accuracy or completeness of the information herein.



Security Receipt	Trade Date Settlement Date	Cost Basis	Par/Shares Original Face	Description Rate, Maturity	Principal Cost Market Value	Date Priced
14042RQX2	04/27/2022	100.000000	246,000.00	CAPITAL ONE NA CD	246,000.00	11/30/2023
409001972	05/05/2022		.00	2.65, 05/06/2024	243,097.97	
14042FT9	04/27/2022	100.000000	246,000.00	CAPITAL ONE BANK USA NA CD	246,000.00	11/30/2023
409001971	05/05/2022		.00	2.65, 05/06/2024	243,097.97	
3130AWS92	09/27/2023	99.573600	1,000,000.00	FEDERAL HOME LOAN BANK	995,736.00	11/30/2023
408003473	10/03/2023		.00	4.875, 09/12/2025	999,757.51	11/30/2023
3133ENZ94	09/27/2023	99.185400	1,000,000.00	FEDERAL FARM CREDIT BANK	991,854.00	11/30/2023
408003472	10/03/2023		.00	4.50, 11/18/2024	993,350.53	11/30/2023
3142XSMS	05/01/2023	97.156700	1,025,000.00	FARMER MAC	995,856.18	11/30/2023
409007516	05/01/2023		.00	.79, 01/25/2024	1,017,926.80	11/30/2023
3371SLFES	04/26/2023	100.000000	249,000.00	FIRST TECHNOLOGY FEDERAL CREDI	249,000.00	11/30/2023
409007512	05/12/2023		.00	4.90, 05/12/2025	247,178.46	11/30/2023
61690U5F3	04/26/2023	100.000000	244,000.00	MORGAN STANLEY BK N A	244,000.00	11/30/2023
409007513	05/03/2023		.00	4.80, 05/05/2025	241,856.21	11/30/2023
6176ESV6	04/26/2023	100.000000	244,000.00	MORGAN STANLEY PRIVATE BK NATL	244,000.00	11/30/2023
409007514	05/03/2023		.00	4.80, 05/05/2025	241,856.21	11/30/2023
912797GK7	11/22/2023	N/A	1,035,000.00	US TREASURY BILL	999,239.72	11/30/2023
472000147	11/28/2023		.00	DI, 08/08/2024	998,953.93	11/30/2023
949764BP8	04/26/2023	100.000000	249,000.00	WELLS FARGO BANK NATL ASSN	249,000.00	11/30/2023
409007515	05/02/2023		.00	4.80, 05/02/2025	246,845.65	11/30/2023
Total USD Par			5,538,000.00	Total USD Cost	5,460,685.90	
Total USD Original Face			5,538,000.00	Total USD Market Value	5,473,921.24	

PNC and PNC Bank are registered marks of The PNC Financial Services Group, Inc. (PNC).
PNC makes no representations as to the accuracy or completeness of the information herein.



**INVESTMENTS-TEX STAR
PATTY BRENNAN, COOKE COUNTY TREASURER
NOVEMBER 2023**

ACCT NAME	BALANCE FORWARD	DEPOSITS	WITH-DRAWALS	CURRENT INTEREST	ENDING BALANCE
GENERAL	\$ 2,299,268.29	\$ -	\$ -	\$ 10,073.95	\$ 2,309,342.24
R & B -1	\$ 615,778.61	\$ -	\$ 100,000.00	\$ 2,566.18	\$ 518,344.79
R & B -2	\$ 141,914.35	\$ -	\$ -	\$ 621.79	\$ 142,536.14
R & B -3	\$ 388,103.67	\$ -	\$ -	\$ 1,700.39	\$ 389,804.06
R & B -4	\$ 690,979.14	\$ -	\$ -	\$ 3,027.43	\$ 694,006.57
FM & L	\$ 280,265.56	\$ -	\$ -	\$ 1,227.93	\$ 281,493.49
ADULT PROBATION	\$ 163,084.37	\$ -	\$ -	\$ 714.54	\$ 163,798.91
PERM IMP	\$ 1,142,712.65	\$ 100,000.00	\$ -	\$ 5,109.16	\$ 1,247,821.81
CC LIBRARY	\$ 28,167.94	\$ -	\$ -	\$ 123.43	\$ 28,291.37
COURTHOUSE SECURITY	\$ 103,889.50	\$ -	\$ -	\$ 455.17	\$ 104,344.67
ARCHIVE FEES	\$ 70,604.93	\$ -	\$ -	\$ 309.36	\$ 70,914.29
2012 GO REFUNDING	\$ 171,318.62	\$ -	\$ -	\$ 750.61	\$ 172,069.23
JAIL COMMISSARY	\$ 52,329.21	\$ -	\$ -	\$ 229.26	\$ 52,558.47
HOTEL/MOTEL TAX	\$ 198,688.42	\$ 50,000.00	\$ -	\$ 921.79	\$ 249,610.21
AMERICAN RESCUE GRANT	\$ 696,699.27	\$ -	\$ -	\$ 3,052.49	\$ 699,751.76
TOTAL: TREAS FUND	\$ 7,043,804.53	\$ 150,000.00	\$ 100,000.00	\$ 30,883.48	\$ 7,124,688.01

YEAR - TO - DATE INTEREST	BAL FORWARD	CURRENT INT.	BALANCE
	\$ 32,371.34	\$ 30,883.48	\$ 63,254.82

AVG. YEILD FOR NOV 2023 5.33% MKT VALUE / SHARE \$ 1.00

INVESTMENTS-TEXPOOL
PATTY BRENNAN, COOKE COUNTY TREASURER
NOVEMBER 2023

ACCT NAME	BALANCE FORWARD	DEPOSITS	WITH-DRAWALS	CURRENT INTEREST	ENDING BALANCE
GENERAL	\$ 3,421,342.97	\$ -	\$ -	\$ 15,107.51	\$ 3,436,450.48
R & B -1	\$ 692,690.15	\$ -	\$ 100,000.00	\$ 2,926.03	\$ 595,616.18
R & B -2	\$ 148,523.96	\$ -	\$ -	\$ 655.82	\$ 149,179.78
R & B -3	\$ 470,483.44	\$ -	\$ -	\$ 2,077.48	\$ 472,560.92
R & B -4	\$ 918,233.69	\$ -	\$ -	\$ 4,054.63	\$ 922,288.32
FM & L	\$ 293,772.50	\$ -	\$ -	\$ 1,297.21	\$ 295,069.71
STATE FUNDS	\$ 10,652.71	\$ -	\$ -	\$ 47.10	\$ 10,699.81
REC PRESV	\$ 97,853.29	\$ -	\$ -	\$ 432.12	\$ 98,285.41
ADULT PROB	\$ 215,894.11	\$ -	\$ -	\$ 953.30	\$ 216,847.41
COURT REP	\$ 9,996.06	\$ -	\$ -	\$ 44.11	\$ 10,040.17
PERM IMP	\$ 1,407,580.63	\$ -	\$ -	\$ 6,215.39	\$ 1,413,796.02
LAW ENFORCEMENT ED	\$ 11,239.34	\$ -	\$ -	\$ 49.64	\$ 11,288.98
JP-CH SECURITY	\$ 32,606.80	\$ -	\$ -	\$ 143.93	\$ 32,750.73
DIST CLK RECORDS MGMT	\$ 16,866.82	\$ -	\$ -	\$ 74.47	\$ 16,941.29
DIST CLK ARCHIVE	\$ 4,496.62	\$ -	\$ -	\$ 19.80	\$ 4,516.42
LAW LIBRARY	\$ 123,963.72	\$ -	\$ -	\$ 547.38	\$ 124,511.10
JP TECH	\$ 29,522.00	\$ -	\$ -	\$ 130.36	\$ 29,652.36
C H SECURITY	\$ 103,697.20	\$ -	\$ -	\$ 457.92	\$ 104,155.12
LIBRARY	\$ 28,612.82	\$ -	\$ -	\$ 126.38	\$ 28,739.20
ARCHIVE	\$ 81,925.15	\$ -	\$ -	\$ 361.78	\$ 82,286.93
DIST ATTY FORFEITURE	\$ 40,373.11	\$ -	\$ -	\$ 178.30	\$ 40,551.41
SHERIFF FORFEITURE	\$ 68,712.27	\$ -	\$ -	\$ 303.38	\$ 69,015.65
JAIL COMMISSARY	\$ 89,084.99	\$ -	\$ -	\$ 393.35	\$ 89,478.34
2004 GO-REFUNDING	\$ 173,072.71	\$ -	\$ -	\$ 764.25	\$ 173,836.96
HOTEL/MOTEL TAX	\$ 284,779.18	\$ -	\$ -	\$ 1,257.49	\$ 286,036.67
AMERICAN RESCUE GRANT	\$ 748,454.56	\$ -	\$ -	\$ 3,304.94	\$ 751,759.50
TOTAL: TREAS FUND	\$ 9,524,430.80	\$ -	\$ 100,000.00	\$ 41,924.07	\$ 9,466,354.87

YEAR - TO - DATE INTEREST	BAL FORWARD:	CURRENT INT.:	BALANCE:
	\$ 43,362.77	\$ 41,924.07	\$ 85,286.84

AVG. YEILD FOR NOV 2023 5.37% MKT VALUE/ SHARI \$ 1.00

INVESTMENTS-LOGIC
PATTY BRENNAN, COOKE COUNTY TREASURER
NOVEMBER 2023

ACCT NAME	BALANCE FORWARD	DEPOSITS	WITH-DRAWALS	CURRENT INTEREST	ENDING BALANCE
GENERAL	\$ 2,078,110.93	\$ -	\$ -	\$ 9,496.41	\$ 2,087,607.34
R & B -1	\$ 548,660.68	\$ -	\$ -	\$ 2,507.24	\$ 551,167.92
R & B -2	\$ 120,518.67	\$ -	\$ -	\$ 550.75	\$ 121,069.42
R & B -3	\$ 408,739.20	\$ -	\$ 150,000.00	\$ 1,661.87	\$ 260,401.07
R & B -4	\$ 801,773.89	\$ -	\$ -	\$ 3,663.90	\$ 805,437.79
FM & L	\$ 298,492.16	\$ -	\$ -	\$ 1,364.03	\$ 299,856.19
ADULT PROBATION	\$ 139,295.69	\$ -	\$ -	\$ 636.53	\$ 139,932.22
PERM IMP	\$ 801,599.05	\$ -	\$ -	\$ 3,663.09	\$ 805,262.14
LAW LIBRARY	\$ 75,737.94	\$ -	\$ -	\$ 346.13	\$ 76,084.07
COURTHOUSE SECURITY	\$ 98,589.99	\$ -	\$ -	\$ 450.53	\$ 99,040.52
CC LIBRARY	\$ 18,216.92	\$ -	\$ -	\$ 83.25	\$ 18,300.17
RECORDS MANAGEMENT	\$ 22,153.59	\$ -	\$ -	\$ 101.22	\$ 22,254.81
ARCHIVE FEES	\$ 81,176.62	\$ -	\$ -	\$ 370.95	\$ 81,547.57
DIST ATTY FORFEITURE	\$ 43,905.78	\$ -	\$ -	\$ 200.62	\$ 44,106.40
SHERIFF FOREITURE	\$ 39,326.49	\$ -	\$ -	\$ 179.72	\$ 39,506.21
JAIL COMMISSARY	\$ 31,692.79	\$ -	\$ -	\$ 144.84	\$ 31,837.63
2012 GO REFUNDING	\$ 244,759.83	\$ -	\$ -	\$ 1,118.48	\$ 245,878.31
HOTEL TAX FUND	\$ 185,725.82	\$ -	\$ -	\$ 848.70	\$ 186,574.52
AMERICAN RESCUE GRANT	\$ 702,851.78	\$ -	\$ -	\$ 3,211.84	\$ 706,063.62
TOTAL: TREAS FUND	\$ 6,741,327.82	\$ -	\$ 150,000.00	\$ 30,600.10	\$ 6,621,927.92

YEAR - TO - DATE INTEREST	BAL FORWARD	CURRENT INT.	BALANCE
	\$ 32,647.98	\$ 30,600.10	\$ 63,248.08

AVG. YEILD FOR NOV 2023 5.56% MKT VALU/SHARE \$ 1.00

DATE 12/18/2023 TIME 09:15

COMBINED STATEMENT OF CASH POSITION FOR NOVEMBER

FUND NAME	CHECKING ACCOUNT	CHECKING AMOUNT	TDOA ACCOUNT	TDOA AMOUNT	FUND TOTAL
2024 001 GENERAL	TREAS FUND	2,994,785.58	TEXPOOL LOGIC T-BILLS CERT DEPOS	3,436,450.48 2,087,607.34 2,309,342.24 4,004,413.73 1,728,000.00	16,560,599.37
2024 011 ROAD & BRIDGE 1	TREAS FUND	290,478.83	TEXPOOL LOGIC TEXSTAR	595,616.18 551,167.92 518,344.79	1,955,607.72
2024 012 ROAD & BRIDGE 2	TREAS FUND	315,880.90	TEXPOOL LOGIC TEXSTAR	149,179.78 121,069.42 142,536.14	728,666.24
2024 013 ROAD & BRIDGE 3	TREAS FUND	223,473.00	TEXPOOL LOGIC TEXSTAR	472,560.92 260,401.07 389,804.06	1,346,239.05
2024 014 ROAD & BRIDGE 4	TREAS FUND	251,791.11	TEXPOOL LOGIC TEXSTAR	921,674.24 805,437.79 694,006.57	2,672,909.71
2024 019 FM & LATERAL	TREAS FUND	28,260.33	TEXPOOL LOGIC TEXSTAR	295,069.71 299,856.19 281,493.49	904,679.72
2024 020 TJPC	TREAS FUND TREAS FUND	69,752.81	TEXPOOL LOGIC TEXSTAR TEXSTAR		69,752.81
2024 022 JUVENILE PROBATION	TREAS FUND	80,726.63	TEXPOOL LOGIC TEXSTAR		80,726.63
2024 023 JUVENILE PROB. IV-E	TREAS FUND	215.05	TEXPOOL LOGIC TEXSTAR		215.05
2024 024 JUVENILE DELINQUENCY PREVENTN	TREAS FUND	35,854.74	TEXPOOL LOGIC TEXSTAR		35,854.74
2024 028 ADULT PROBATION	TREAS FUND	9,832.79	TEXPOOL LOGIC TEXSTAR	216,847.41 139,932.22 163,798.91	530,411.33
2024 029 COMMUNITY CORRECTIONS	TREAS FUND	4,272.80	TEXPOOL LOGIC		4,272.80
2024 031 CONTRACT ELECTIONS	TREAS FUND	30,066.55	TEXPOOL LOGIC		30,066.55
2024 032 DISTRICT CLERK PRESERVATION	TREAS FUND	271,971.91-	TEXPOOL LOGIC TEXSTAR		271,971.91-

DATE	FUND NAME	CHECKING ACCOUNT	CHECKING AMOUNT	TDOA ACCOUNT	TDOA AMOUNT	FUND TOTAL
2024 033	COUNTY/DISTRICT TECHNOLOGY	TREAS FUND	13,319.51	TEXPOOL LOGIC TEXSTAR		13,319.51
2024 034	COURT REPORTER	TREAS FUND	25,377.97	TEXPOOL LOGIC TEXSTAR	10,040.17	35,418.14
2024 035	PERMANENT IMPROVEMENT	TREAS FUND	172,085.41	TEXPOOL LOGIC TEXSTAR STONE	1,413,796.02 805,262.14 1,247,821.81	3,638,965.38
2024 037	LAW ENFORCEMENT ED	TREAS FUND	6,003.36	TEXPOOL LOGIC TEXSTAR	11,288.98	17,292.34
2024 038	JP TECH	TREAS FUND	10,135.81	TEXPOOL LOGIC TEXSTAR	29,652.36	39,788.17
2024 040	LAW LIBRARY	TREAS FUND	38,639.93	TEXPOOL LOGIC TEXSTAR	124,511.10 76,084.07	239,235.10
2024 041	CC LIBRARY FUND	TREAS FUND	24,741.93	TEXPOOL LOGIC TEXSTAR	28,739.20 18,300.17 28,291.37	100,072.67
2024 042	CC HISTORICAL COMM.	TREAS FUND	2,653.81	TEXPOOL LOGIC TEXSTAR	32,750.73	2,653.81
2024 043	JP COURTHOUSE SECURITY	TREAS FUND	32,659.84	TEXPOOL LOGIC TEXSTAR	104,155.12 99,040.52 104,344.67	355,104.17
2024 044	COURTHOUSE SECURITY	TREAS FUND	47,563.86	TEXPOOL LOGIC TEXSTAR		68.51-
2024 046	CHAPTER 19	TREAS FUND	68.51-	TEXPOOL LOGIC TEXSTAR		20,831.09
2024 047	CC RECORDS MANAGEMENT	TREAS FUND	20,831.09	TEXPOOL LOGIC TEXSTAR		27,204.22
2024 048	COUNTY RECORDS MANAGEMENT	TREAS FUND	4,949.41	TEXPOOL LOGIC TEXSTAR	22,254.81	138,186.14
2024 049	CC RECORDS PRESERVATION	TREAS FUND	39,900.73	TEXPOOL LOGIC TEXSTAR	98,285.41	67,629.73
2024 050	DIST CLERK RECORDS MANAGEMENT	TREAS FUND	50,688.44	TEXPOOL LOGIC TEXSTAR	16,941.29	
2024 051	DISTRICT CLERK ARCHIVE	TREAS FUND	30,178.70	TEXPOOL LOGIC TEXSTAR	4,516.42	

FUND NAME	CHECKING ACCOUNT	CHECKING AMOUNT	TDOA ACCOUNT	TDOA AMOUNT	FUND TOTAL
2024 052 COUNTY CLERK ARCHIVE FEE	TREAS FUND	26,137.30	TEXPOOL LOGIC TEXSTAR	82,286.93 81,547.57 70,914.29	34,695.12 260,886.09
2024 053 CA CHECK COLLECTING	TREAS FUND	976.18	TEXPOOL LOGIC TEXSTAR	976.18	976.18
2024 054 DA CHECK COLLECTING	TREAS FUND	600.92	TEXPOOL	600.92	600.92
2024 056 DISTRICT ATTY FORFEITURE	TREAS FUND	1,158.48	TEXPOOL LOGIC TEXSTAR	40,551.41 44,106.40	85,816.29
2024 057 D A SEIZURE FUND	TREAS FUND	206,137.90	TEXPOOL	206,137.90	206,137.90
2024 058 SHERIFF FORFEITURE	TREAS FUND	27,089.17	TEXPOOL LOGIC TEXSTAR	69,015.65 39,506.21	135,611.03
2024 059 JAIL COMMISSARY	TREAS FUND	47,688.97	TEXPOOL LOGIC TEXSTAR	89,478.34 31,837.63 52,558.47	221,563.41
2024 061 2004 GO REFUNDING DEBT SERVITREAS FUND	TREAS FUND	13,380.12	TEXPOOL LOGIC TEXSTAR	173,836.96 245,878.31 172,069.23	605,164.62
2024 088 STATE FEES	TREAS FUND	43,376.72	TEXPOOL LOGIC TEXSTAR	10,699.81	54,076.53
2024 090 OFFICER'S TRUST	TREAS FUND		TEXPOOL		
2024 091 LIBRARY TRUST - LIDDELL	TREAS FUND	1,554.61	CERT DEPOS	15,000.00	16,554.61
2024 092 LIBRARY TRUST - ROSENSTEIN	TREAS FUND	300.74	CERT DEPOS	19,000.00	19,300.74
2024 093 TAX ASSESSOR COLLECTOR ACCOU					
2024 094 COUNTY CLERK ACCOUNTS					
2024 095 DISTRICT CLERK ACCOUNTS					
2024 096 SHERIFF'S OFFICE ACCOUNTS					
2024 097 COUNTY ATTORNEY ACCOUNT					
2024 098 PAYROLL CLEARING	PAYROLL				
2024 099 DISTRICT ATTORNEY RESTITUTIO					
2024 100 CHILD ABUSE PREVENTION FUND	TREAS FUND	513.46	TEXPOOL		513.46

DATE 12/18/2023 TIME 09:15

COMBINED STATEMENT OF CASH POSITION FOR NOVEMBER

FUND NAME	CHECKING ACCOUNT	CHECKING AMOUNT	TDOA ACCOUNT	TDOA AMOUNT	FUND TOTAL
2024 101 PRETRIAL DIVERSION	TREAS FUND	24,320.03	TEXPOOL LOGIC		24,320.03
2024 102 HOTEL OCCUPANCY TAX FUND	TREAS FUND	81,774.58	TEXPOOL LOGIC TEXSTAR	286,036.67 186,574.52 249,610.21	803,995.98
2024 103 HAVA GRANT FUND					
2024 104 AMERICAN RESCUE PROG GRANT	TREAS FUND	164,662.58	TEXPOOL LOGIC TEXSTAR	751,759.50 706,063.62 699,751.76	2,322,237.46
2024 105 JUNIOR EMS PROGRAM					
2024 106 PAUPERS CEMETERY					
2024 107 OPIOID SETTLEMENT FUNDS	TREAS FUND	64,404.50	TEXPOOL LOGIC TEXSTAR		64,404.50
TOTAL		5,287,156.76		28,978,770.45	34,265,927.21

CHECK ACCOUNT

CHECK

ACCOUNT BALANCE - TREAS FUND

5,287,156.76

TOTAL

5,287,156.76

TDOA ACCOUNT

TDOA

ACCOUNT BALANCE - TEXPOOL

9,465,740.79

ACCOUNT BALANCE - LOGIC

6,621,927.92

ACCOUNT BALANCE - TEXSTAR

7,124,688.01

ACCOUNT BALANCE - T-BILLS

4,004,413.73

ACCOUNT BALANCE - CERT DEPOS

1,762,000.00

TOTAL

28,978,770.45

ACCOUNT NAME	BEGINNING CASH BALANCE	CASH RECEIPTS	CASH DISBURSEMENTS	ENDING CASH BALANCE
2024 001 GENERAL - GENERAL FUND	2,823,953.64	2,648,166.18	2,477,334.24	2,994,785.58
CASH ON HAND	14,266.51	.00	.00	14,266.51
CASH INVESTED - TEXPOOL	3,421,342.97	15,107.51	.00	3,436,450.48
CASH INVESTED - LOGIC	2,078,110.93	9,496.41	.00	2,087,607.34
CASH INVESTED - TEXSTAR	2,299,268.29	10,073.95	.00	2,309,342.24
CASH INVESTED - STONE CASTLE	.00	.00	.00	.00
T-BILLS - INVESTMENTS	4,005,174.01	999,239.72	1,000,000.00	4,004,413.73
CASH INVESTMENT-CD	1,728,000.00	.00	.00	1,728,000.00
FUND TOTALS	16,370,116.35	3,682,083.77	3,477,334.24	16,574,865.88
2024 011 ROAD & BRIDGE 1	305,457.24	345,693.00	360,671.41	290,478.83
CASH - ROAD & BRIDGE # 1	692,690.15	2,926.03	100,000.00	595,616.18
CASH INVESTED - TEXPOOL	548,660.68	2,507.24	.00	551,167.92
CASH INVESTED - LOGIC	615,778.61	2,566.18	100,000.00	518,344.79
CASH INVESTED - TEXSTAR	.00	.00	.00	.00
T-BILL INVESTMENTS	.00	.00	.00	.00
FUND TOTALS	2,162,586.68	353,692.45	560,671.41	1,955,607.72
2024 012 ROAD & BRIDGE 2	321,161.83	116,064.62	121,345.55	315,880.90
CASH - ROAD & BRIDGE # 2	148,523.96	655.82	.00	149,179.78
CASH INVESTED - TEXPOOL	120,518.67	550.75	.00	121,069.42
CASH INVESTED - LOGIC	141,914.35	621.79	.00	142,536.14
CASH INVESTED - TEXSTAR	.00	.00	.00	.00
T-BILL INVESTMENTS	.00	.00	.00	.00
FUND TOTALS	732,118.81	117,892.98	121,345.55	728,666.24
2024 013 ROAD & BRIDGE 3	241,579.12	266,377.35	284,483.47	223,473.00
CASH - ROAD & BRIDGE # 3	470,483.44	2,077.48	.00	472,560.92
CASH INVESTED - TEXPOOL	408,739.20	1,661.87	150,000.00	260,401.07
CASH INVESTED - LOGIC	388,103.67	1,700.39	.00	389,804.06
CASH INVESTED - TEXSTAR	.00	.00	.00	.00
T-BILL INVESTMENTS	.00	.00	.00	.00
FUND TOTALS	1,508,905.43	271,817.09	434,483.47	1,346,239.05
2024 014 ROAD & BRIDGE 4	332,783.24	116,071.98	197,064.11	251,791.11
CASH - ROAD & BRIDGE # 4	918,233.69	4,054.63	614.08	921,674.24
CASH INVESTED - TEXPOOL	801,773.89	3,663.90	.00	805,437.79
CASH INVESTED - LOGIC	690,979.14	3,027.43	.00	694,006.57
CASH INVESTED - TEXSTAR	.00	.00	.00	.00
T-BILL INVESTMENTS	.00	.00	.00	.00
FUND TOTALS	2,743,769.96	126,817.94	197,678.19	2,672,909.71
2024 019 FM & LATERAL	27,912.83	347.50	.00	28,260.33
CASH - FM & LATERAL	293,772.50	1,297.21	.00	295,069.71
CASH INVESTED - LOGIC	298,492.16	1,364.03	.00	299,856.19
CASH INVESTED - TEXSTAR	280,265.56	1,227.93	.00	281,493.49
T-BILL INVESTMENT	.00	.00	.00	.00
FUND TOTALS	900,443.05	4,236.67	.00	904,679.72
2024 020 TUPC	69,520.15	31,162.00	30,929.34	69,752.81
CASH - T.U.P.C.	.00	.00	.00	.00
CASH INVESTED - LOGIC	.00	.00	.00	.00
CASH INVESTED - TEXSTAR	.00	.00	.00	.00

ACCOUNT NAME	BEGINNING CASH BALANCE	CASH RECEIPTS	CASH DISBURSEMENTS	ENDING CASH BALANCE
2024 022 JUVENILE PROBATION	80,696.63	30.00	.00	80,726.63
CASH - JUV. PROB. DIV	.00	.00	.00	.00
INVESTMENTS	.00	.00	.00	.00
FUND TOTALS	80,696.63	30.00	.00	80,726.63
2024 023 JUVENILE PROB. IV-E	215.05	.00	.00	215.05
CASH - IV-E	.00	.00	.00	.00
CASH INVESTED	.00	.00	.00	.00
CASH INVESTED - LOGIC	.00	.00	.00	.00
CASH INVESTED - TEXSTAR	.00	.00	.00	.00
FUND TOTALS	215.05	.00	.00	215.05
2024 024 JUVENILE DELINQUENCY PREVENTN	35,854.74	.00	.00	35,854.74
CASH - JUVENILE DELINQUENCY PR	.00	.00	.00	.00
INVESTMENTS	.00	.00	.00	.00
CASH INVESTED - LOGIC	.00	.00	.00	.00
CASH INVESTED - TEXSTAR	.00	.00	.00	.00
FUND TOTALS	35,854.74	.00	.00	35,854.74
2024 028 ADULT PROBATION	42,982.93	23,011.00	56,161.14	9,832.79
CASH - ADULT PROBATION	75.00	.00	.00	75.00
CASH ON HAND	215,894.11	953.30	.00	216,847.41
CASH INVESTED - TEXPOOL	139,295.69	636.53	.00	139,932.22
CASH INVESTED - LOGIC	163,084.37	714.54	.00	163,798.91
CASH INVESTED - TEXSTAR	561,332.10	25,315.37	56,161.14	530,486.33
FUND TOTALS	12,313.50	.00	8,040.70	4,272.80
2024 029 COMMUNITY CORRECTIONS	29,987.55	79.00	.00	30,066.55
CASH - CONTRACT ELECTIONS	.00	.00	.00	.00
CASH INVESTED - TEXPOOL	.00	.00	.00	.00
CASH INVESTED - LOGIC	.00	.00	.00	.00
FUND TOTALS	29,987.55	79.00	.00	30,066.55
2024 032 DISTRICT CLERK PRESERVATION	269,748.41	10.00	2,233.50	271,971.91
CASH - DISTRICT CLERK PRESVATI	.00	.00	.00	.00
INVESTMENTS	.00	.00	.00	.00
CASH INVESTED - LOGIC	.00	.00	.00	.00
CASH INVESTED - TEXSTAR	.00	.00	.00	.00
FUND TOTALS	269,748.41	10.00	2,233.50	271,971.91
2024 033 COUNTY/DISTRICT TECHNOLOGY FUN	13,308.54	10.97	.00	13,319.51
CASH - COUNTY/DISTRICT TECH	.00	.00	.00	.00
INVESTMENTS	.00	.00	.00	.00
CASH INVESTED - LOGIC	.00	.00	.00	.00
CASH INVESTED - TEXSTAR	.00	.00	.00	.00
FUND TOTALS	13,308.54	10.97	.00	13,319.51
2024 034 COURT REPORTER	27,289.19	.00	1,911.22	25,377.97
CASH - COURT REPORTER FUND				

ACCOUNT NAME	BEGINNING CASH BALANCE	CASH RECEIPTS	CASH DISBURSEMENTS	ENDING CASH BALANCE
2024 035 PERMANENT IMPROVEMENT	506,043.06	76,792.35	410,750.00	172,085.41
CASH - PERMANENT IMPROVEM	1,407,580.63	6,215.39	.00	1,413,796.02
CASH INVESTED - TEXPOOL	801,599.05	3,663.09	.00	805,262.14
CASH INVESTED - LOGIC	1,142,712.65	105,109.16	.00	1,247,821.81
CASH INVESTED - TEXSTAR	.00	.00	.00	.00
STONE CASTLE	.00	.00	.00	.00
T-BILL INVESTMENTS	.00	.00	.00	.00
FUND TOTALS	3,857,935.39	191,779.99	410,750.00	3,638,965.38
2024 037 LAW ENFORCEMENT ED	6,003.36	.00	.00	6,003.36
CASH - LAW ENFORCEMENT ED	11,239.34	49.64	.00	11,288.98
CASH INVESTED - LOGIC	.00	.00	.00	.00
CASH INVESTED - TEXSTAR	.00	.00	.00	.00
FUND TOTALS	17,242.70	49.64	.00	17,292.34
2024 038 JP TECH	10,706.33	62.48	633.00	10,135.81
CASH - J P TECH FUND	29,522.00	130.36	.00	29,652.36
INVESTMENTS	.00	.00	.00	.00
CASH INVESTED - LOGIC	.00	.00	.00	.00
CASH INVESTED - TEXSTAR	.00	.00	.00	.00
FUND TOTALS	40,7228.33	192.84	633.00	39,788.17
2024 040 LAW LIBRARY	39,199.07	547.38	559.14	38,639.93
CASH - LAW LIBRARY	123,963.72	346.13	.00	124,511.10
CASH INVESTED	75,737.94	893.51	.00	76,084.07
CASH INVESTED - LOGIC	.00	.00	.00	.00
CASH INVESTED - TEXSTAR	.00	.00	.00	.00
FUND TOTALS	238,900.73	893.51	559.14	239,235.10
2024 041 CC LIBRARY FUND	44,938.85	904.95	21,101.87	24,741.93
CASH - COOKE COUNTY LIBRA	28,612.82	126.38	.00	28,739.20
CASH INVESTED	18,216.92	83.25	.00	18,300.17
CASH INVESTED - LOGIC	28,167.94	123.43	.00	28,291.37
T-BILL INVESTMENTS	.00	.00	.00	.00
FUND TOTALS	119,936.53	1,238.01	21,101.87	100,072.67
2024 042 CC HISTORICAL COMM.	2,653.81	.00	.00	2,653.81
CASH - COOKE CO. HISTORIC	2,653.81	.00	.00	2,653.81
FUND TOTALS	2,653.81	.00	.00	2,653.81
2024 043 JP COURTHOUSE SECURITY	32,644.22	15.62	.00	32,659.84
CASH - JP COURTHOUSE SECURITY	32,606.80	143.93	.00	32,750.73
CASH INVESTED	.00	.00	.00	.00
CASH INVESTED - LOGIC	.00	.00	.00	.00
CASH INVESTED - TEXSTAR	.00	.00	.00	.00
FUND TOTALS	65,251.02	159.55	.00	65,410.57
2024 044 COURTHOUSE SECURITY	48,676.26	698.24	1,810.64	47,563.86
CASH - COURTHOUSE SECURIT	103,697.20	457.92	.00	104,155.12

ACCOUNT NAME	BEGINNING CASH BALANCE	CASH RECEIPTS	CASH DISBURSEMENTS	ENDING CASH BALANCE
2024 046 CHAPTER 19				
CASH - CHAPTER 19	54.82-	54.82	68.51-	68.51-
INVESTMENTS	.00	.00	.00	.00
FUND TOTALS	54.82-	54.82	68.51-	68.51-
2024 047 CC RECORDS MANAGEMENT				
CASH - CC RECORDS MANAGEMENT	20,831.09	.00	.00	20,831.09
INVESTMENTS - TEXPOOL	.00	.00	.00	.00
FUND TOTALS	20,831.09	.00	.00	20,831.09
2024 048 COUNTY RECORDS MANAGEMENT				
CASH - RECORDS MANAGEMENT	4,850.26	99.15	.00	4,949.41
CASH INVESTED - TEXPOOL	.00	.00	.00	.00
CASH INVESTED - LOGIC	22,153.59	101.22	.00	22,254.81
CASH INVESTED - TEXSTAR	.00	.00	.00	.00
FUND TOTALS	27,003.85	200.37	.00	27,204.22
2024 049 CC RECORDS PRESERVATION				
CASH - RECORDS PRESERVATION	63,359.73	6,541.00	30,000.00-	39,900.73
CASH INVESTED - TEXPOOL	97,853.29	432.12	.00	98,285.41
CASH INVESTED - LOGIC	.00	.00	.00	.00
CASH INVESTED - TEXSTAR	.00	.00	.00	.00
FUND TOTALS	161,213.02	6,973.12	30,000.00-	138,186.14
2024 050 DIST CLERK RECORDS MANAGEMENT				
CASH - D C RECORDS MANAGEMENT	50,675.94	12.50	.00	50,688.44
CASH INVESTED	16,866.82	74.47	.00	16,941.29
CASH INVESTED - LOGIC	.00	.00	.00	.00
CASH INVESTED - TEXSTAR	.00	.00	.00	.00
FUND TOTALS	67,542.76	86.97	.00	67,629.73
2024 051 DISTRICT CLERK ARCHIVE				
DISTRICT CLERK ARCHIVE	30,168.70	10.00	.00	30,178.70
INVESTMENTS	4,496.62	19.80	.00	4,516.42
CASH INVESTED - LOGIC	.00	.00	.00	.00
CASH INVESTED - TEXSTAR	.00	.00	.00	.00
FUND TOTALS	34,665.32	29.80	.00	34,695.12
2024 052 COUNTY CLERK ARCHIVE FEE				
CASH - RECORDS ARCHIVE	26,617.30	6,140.00	6,620.00-	26,137.30
INVESTMENTS	81,925.15	361.78	.00	82,286.93
CASH INVESTED - LOGIC	81,176.62	370.95	.00	81,547.57
CASH INVESTED - TEXSTAR	70,604.93	309.36	.00	70,914.29
FUND TOTALS	260,324.00	7,182.09	6,620.00-	260,886.09
2024 053 CA CHECK COLLECTING				
CASH - CHECK COLLECTING &	976.18	.00	.00	976.18
CASH INVESTED	.00	.00	.00	.00
CASH INVESTED - LOGIC	.00	.00	.00	.00
CASH INVESTED - TEXSTAR	.00	.00	.00	.00
FUND TOTALS	976.18	.00	.00	976.18
2024 054 DA CHECK COLLECTING				
CASH - DA CHECK COLLECTING	5,460.92	.00	4,860.00-	600.92

ACCOUNT NAME	BEGINNING CASH BALANCE	CASH RECEIPTS	CASH DISBURSEMENTS	ENDING CASH BALANCE
--------------	------------------------	---------------	--------------------	---------------------

2024 056 DISTRICT ATTY FORFEITURE	6,198.48	.00	5,040.00-	1,158.48
CASH INVESTED - D.A. FORFEITURE FU	40,373.11	178.30	.00	40,551.41
CASH INVESTED - TEXPOOL	43,905.78	200.62	.00	44,106.40
CASH INVESTED - LOGIC	.00	.00	.00	.00
CASH INVESTED - TEXSTAR	90,477.37	378.92	5,040.00-	85,816.29
FUND TOTALS				

2024 057 D A SEIZURE FUND	206,137.90	.00	.00	206,137.90
CASH - SEIZURE-LAW	.00	.00	.00	.00
INVESTMENTS	206,137.90	.00	.00	206,137.90
FUND TOTALS				

2024 058 SHERIFF FORFEITURE	27,216.61	.00	127.44-	27,089.17
CASH - SHERIFF FORFEITURE	68,712.27	303.38	.00	69,015.65
INVESTMENTS	39,326.49	179.72	.00	39,506.21
CASH INVESTED - LOGIC	.00	.00	.00	.00
CASH INVESTED - TEXSTAR	135,255.37	483.10	127.44-	135,611.03
FUND TOTALS				

2024 059 JAIL COMMISSARY	45,476.67	3,081.42	869.12-	47,688.97
CASH - JAIL COMMISSARY	89,084.99	393.35	.00	89,478.34
CASH INVESTED - TEXPOOL	31,692.79	144.84	.00	31,837.63
CASH INVESTED - LOGIC	52,329.21	229.26	.00	52,558.47
CASH INVESTED - TEXSTAR	218,583.66	3,848.87	869.12-	221,563.41
FUND TOTALS				

2024 061 2004 GO REFUNDING DEBT SERVICE	78,007.91	15,372.21	80,000.00-	13,380.12
CASH - 2004 GO REFUNDING D/S	173,072.71	764.25	.00	173,836.96
CASH INVESTED - TEXPOOL	244,759.83	1,118.48	.00	245,878.31
CASH INVESTED - LOGIC	171,318.62	750.61	.00	172,069.23
CASH INVESTED - TEXSTAR	.00	.00	.00	.00
T-BILL INVESTMENTS	667,159.07	18,005.55	80,000.00-	605,164.62
FUND TOTALS				

2024 088 STATE FEES	19,803.83	23,619.99	47.10-	43,376.72
CASH - STATE FEES	10,652.71	47.10	.00	10,699.81
CASH INVESTED	.00	.00	.00	.00
CASH INVESTED - LOGIC	.00	.00	.00	.00
CASH INVESTED - TEXSTAR	30,456.54	23,667.09	47.10-	54,076.53
FUND TOTALS				

2024 090 OFFICER'S TRUST	.00	.00	.00	.00
CASH-OFFICERS TRUST	.00	.00	.00	.00
CASH INVESTED	.00	.00	.00	.00
CASH INVESTED - LOGIC	.00	.00	.00	.00
FUND TOTALS				

2024 091 LIBRARY TRUST - LIDDELL	1,554.61	.00	.00	1,554.61
CASH-LIBRARY TRUST/LIDDELL	15,000.00	.00	.00	15,000.00
CD INVESTMENT	16,554.61	.00	.00	16,554.61
FUND TOTALS				

2024 092 LIBRARY TRUST - ROSENSTEIN	300.74	.00	.00	300.74
CASH-LIBRARY TRUST/ROSENSTEIN				

ACCOUNT NAME	BEGINNING CASH BALANCE	CASH RECEIPTS	CASH DISBURSEMENTS	ENDING CASH BALANCE
2024 093 TAX ASSESSOR COLLECTOR ACCOUNT				
CASH - TAC PML-BOAT SALES TAX	23,932.86	.00	.00	23,932.86
CASH - TAC CREDIT CARDS	.00	.00	.00	.00
CASH - TAC TX DOT/COUNTY-STATE	72,908.22	.00	.00	72,908.22
CASH - TAC IRP ACCOUNT	10,583.73	.00	.00	10,583.73
CASH - TAC IVTRS ACCOUNT	11,879.75	.00	.00	11,879.75
CASH - TAC SALES TAX FUND-MVD	199,198.65	.00	.00	199,198.65
CASH - TAC PML-BOAT TITLE-REG	914.80	.00	.00	914.80
CASH - TAC BEVERAGE-VOTER REG	729.20	.00	.00	729.20
FUND TOTALS	320,147.21	.00	.00	320,147.21
2024 094 COUNTY CLERK ACCOUNTS				
CASH - COUNTY CLERK BONDS	77,850.00	.00	.00	77,850.00
CASH - COUNTY CLERK REGISTRY	2,661,667.27	.00	.00	2,661,667.27
CASH INVESTMENT - CD	59,124.90	.00	.00	59,124.90
FUND TOTALS	2,798,642.17	.00	.00	2,798,642.17
2024 095 DISTRICT CLERK ACCOUNTS				
CASH - DISTRICT CLERK BOND	145,500.00	.00	.00	145,500.00
CASH - DISTRICT CLERK REGISTRY	1,321,632.16	.00	.00	1,321,632.16
CASH INVESTMENT - CD	67,742.92	.00	.00	67,742.92
FUND TOTALS	1,534,875.08	.00	.00	1,534,875.08
2024 096 SHERIFF'S OFFICE ACCOUNTS				
CASH - SHERIFF'S BOND ACCOUNT	26,500.00	.00	.00	26,500.00
CASH - INMATE TRUST FUND	16,035.07	.00	.00	16,035.07
FUND TOTALS	42,535.07	.00	.00	42,535.07
2024 097 COUNTY ATTORNEY ACCOUNT				
CASH - CNTY ATTORNEY HOT CHECK	537.00	.00	.00	537.00
COUNTY ATTORNEY - RESTITUTION	.00	.00	.00	.00
FUND TOTALS	537.00	.00	.00	537.00
2024 098 PAYROLL CLEARING				
CASH - PAYROLL CLEARING	.00	1,927,566.80	1,927,566.80	.00
INVESTMENTS	.00	.00	.00	.00
FUND TOTALS	.00	1,927,566.80	1,927,566.80	.00
2024 099 DISTRICT ATTORNEY RESTITUTION				
CASH - DISTRICT ATTORNEY RESTI	.00	.00	.00	.00
FUND TOTALS	.00	.00	.00	.00
2024 100 CHILD ABUSE PREVENTION FUND				
CASH-CHILD ABUSE PREVENTTION	513.46	.00	.00	513.46
CASH INVESTED	.00	.00	.00	.00
FUND TOTALS	513.46	.00	.00	513.46
2024 101 PRETRIAL DIVERSION				
CASH-PRETRIAL DIVERSION	21,920.03	2,400.00	.00	24,320.03
CASH INVESTED - TEXPOOL	.00	.00	.00	.00
CASH INVESTED - LOGIC	.00	.00	.00	.00
FUND TOTALS	21,920.03	2,400.00	.00	24,320.03
2024 102 HOTEL OCCUPANCY TAX FUND				
CASH - HOTEL OCCUPANCY TAX	55,554.42	26,220.16	.00	81,774.58

ACCOUNT NAME	BEGINNING CASH BALANCE	CASH RECEIPTS	CASH DISBURSEMENTS	ENDING CASH BALANCE
2024 103 HAVA GRANT FUND				
CASH - HAVA GRANT FUND	284,779.18	1,257.49	.00	286,036.67
CASH INVESTED - TEXPOOL	185,725.82	848.70	.00	186,574.52
CASH INVESTED - LOGIC	198,688.42	50,921.79	.00	249,610.21
CASH INVESTED - TEXSTAR	724,747.84	79,248.14	.00	803,995.98
FUND TOTALS				
2024 104 AMERICAN RESCUE PROG GRANT				
CASH - AMERICAN RESCUE PROG GR	178,046.25	.00	13,383.67	164,662.58
CASH INVESTED - TEXPOOL	748,454.56	3,304.94	.00	751,759.50
CASH INVESTED - LOGIC	702,851.78	3,211.84	.00	706,063.62
CASH INVESTED - TEXSTAR	696,699.27	3,052.49	.00	699,751.76
FUND TOTALS	2,326,051.86	9,569.27	13,383.67	2,322,237.46
2024 105 JUNIOR EMS PROGRAM				
CASH - JUNIOR EMS PROGRAM	569.97	.00	.00	569.97
FUND TOTALS	569.97	.00	.00	569.97
2024 106 PAUPERS CEMETERY				
CASH - PAUPERS CEMETERY	17,231.51	.00	.00	17,231.51
FUND TOTALS	17,231.51	.00	.00	17,231.51
2024 107 OPIOID SETTLEMENT FUNDS				
CASH - OPIOID SETTLEMENT FUNDS	64,404.50	.00	.00	64,404.50
CASH INVESTED	.00	.00	.00	.00
CASH INVESTED - LOGIC	.00	.00	.00	.00
CASH INVESTED - TEXSTAR	.00	.00	.00	.00
FUND TOTALS	64,404.50	.00	.00	64,404.50
GRAND TOTALS	39,499,770.12	6,889,262.66	7,394,226.05	38,994,806.73