



MONTHLY REPORT

JUNE 2023


PATTY BRENNAN


COOKE COUNTY TREASURER

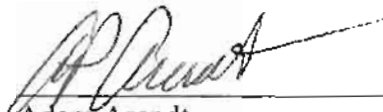
FINANCIAL REPORTS


July 24, 2023


In accordance with Local Government Code 114.026, this affidavit states the current cash and reports in the custody of the county treasurer as of the date of June 30, 2023.

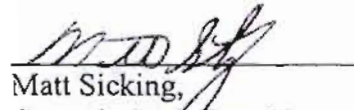

John O. Roane,
Cooke County Judge


Gary Hollowell,
Commissioner Pct. #1


Adam Arendt,
Commission Pct. #3


Pam Harrison,
Cooke County Clerk


Jason Snuggs,
Commissioner Pct. #2


Matt Sicking,
Commissioner Pct. #4



AFFIDAVIT

STATE OF TEXAS

COUNTY OF COOKE

The members of the Commissioners' Court of Cooke County, Texas, state as follows:

The requirement of Subsection (C) of the Texas Local Government Code, §114.026 have been met for the term of June 2023. The amount of cash and other assets in the custody of the County Treasurer at the time of examination are:


Cash (includes on hand, money market accounts, and short-term investments) \$ 39,944,122.83


Other Assets (long term investments) \$ 0.00.

Sworn to and subscribed this 24th day of July 2023.


John O. Roane, Cooke County Judge


Gary Hollowell, Commissioner, Pct 1


Jason Snuggs, Commissioner, Pct 2


Adam Arendt, Commissioner, Pct 3


Matt Sicking, Commissioner, Pct 4

ATTEST:


Pam Harrison, County Clerk





Cooke County
Treasurers Fund
101 S Dixon St Ste 113
Gainesville TX 76240-4745

CHECKING ACCOUNTS

Public Funds Int Checking		Number of Enclosures	518
Account Number	XXXXXXXXXXXX0287	Statement Dates	6/01/23 thru 7/02/23
Previous Balance	4,285,340.67	Days in the statement period	32
428 Deposits/Credits	3,799,013.20	Average Ledger	4,250,578.66
417 Checks/Debits	3,249,240.61	Average Collected	4,242,104.81
Service Charge	.00	Interest Earned	13,862.00
Interest Paid	13,862.00	Annual Percentage Yield Earned	3.79%
Current Balance	4,848,975.26	2023 Interest Paid	58,965.98

Deposits and Additions

Date	Description	Amount
6/01	SETTLEMENT BANKCARD 628001000378912	10.40
6/01	SETTLEMENT AMERICAN EXPRESS 1429255821	23.00
6/01	MERCH DEP MERCHANT SERVICE 8032380464	160.00
6/01	CR CD DEP BANKCRD 316217726364603	172.00
6/01	SETTLEMENT AMERICAN EXPRESS TXCOOKEDCE	213.00
6/01	TRANSFER PAYMENTECH Tyler0002725095	434.00
6/01	CR CD DEP BANKCRD 316438248996462	515.00
6/01	SETTLEMENT BANKCARD 628001000168010	676.00
6/01	HCCLAIMPMT NOVITAS 1316932239 TRN*1*813544852*1205296137~	732.60
6/01	TRANSFER PAYMENTECH Tyler0002720902	756.00
6/01	eRecording Avenu ERX TXCooke	1,144.00
6/01	CR CD DEP BANKCRD 316129883057245	2,371.00
6/01	Deposit	255.00
6/01	Deposit	621.00
6/01	Deposit	850.00
6/01	Deposit	2,005.76
6/01	Deposit	2,830.00
6/02	Wire Transfer Credit INW OPS BASK IN PROCESS GL	1,015.10

Security Description	Rate	Maturity Date	Original Face	Market Price	Haircut Required	CUSIP
Pledge collateral As of 07/03/23						
FEDERAL FARM CR BKS		09/10/2035	2,640,000.00	72.985518	110.0000	3133EL6C3
CONS BD 1.73%35	1.730000	09/10/2020	2,640,000.00	1.926,817.68		
FEDERAL FARM CR BKS		05/14/2035	10,000,000.00	75.126129	110.0000	3133ELZB3
CONS BD 1.95%35	1.950000	05/14/2020	10,000,000.00	7,512,612.90		
FHLMC UMBS	30Y FIXED	02/01/2051	2,614,672.00	77.479640	110.0000	3133KLAL1
1.500 20510201	1.500000	01/01/2021	2,362,963.28	1,830,815.44		
FNMA MEGA	ADJ SINGLE	09/01/2039	5,000,000.00	101.354510	110.0000	3138ESAM0
2.560 20390901	4.882000	02/01/2017	965,883.35	978,966.34		
FNMA UMBS	INT 15 YEAR	03/01/2036	5,775,000.00	89.226916	110.0000	3140QHPU3
2.000 20360301	2.000000	03/01/2021	4,134,018.68	3,688,657.38		
Totals			Original Face/Par 26,029,672.00			
			Current Face 20,102,865.31	15,937,869.74	Market Value	
Deposit Information	Current Balance 06/30/2023		9,641,223.65	Minimum Coll. Required	10,313,775.84	
	FDIC Insurance		265,063.80	Variance	154.53%	
	Other Balance		.00			
	Net Deposit		9,376,159.85			

PAGE 1 06/30/23 19:17:31
HOLDINGS BAPN032N
CC3 PROD

FEDERAL RESERVE BANK PLEDGEE

DISTRB PT J1
AS OF CLOSE OF BUSINESS 06-30-2023

PLEDGEE: COOKE COUNTY
100 S. DIXON
RM. 106

J7BM INSTITUTION ID: #J7BM

GAINESVILLE TX 76240

HOLDER : 082900432 - SIMMONS PB AR

RESP FRB:H2

ACCOUNT: J7BM - *COOKE COUNTY

CUSIP #

BVF

PAR

BALANCE	BOOK VALUE	
3133ELZB3 1.95 FCOR 21-35 AN 05-14-35		1.0000000000
10,000,000.00	10,000,000.00	
3133EL6C3 1.73 FCOR 21-35 AX 09-10-35		1.0000000000
2,640,000.00	2,640,000.00	
3133KLAL1 FEPC 01.500 CLRA4511 02-01-51		0.9037322000
2,614,672.00	2,362,963.28	
3138ESAM0 FNAR XX.XXX WSAL9911 09-01-39		0.1931766700
5,000,000.00	965,883.35	
3140QHPU3 FNMS 02.000 CICA9434 03-01-36		0.7158473900
5,775,000.00	4,134,018.68	
		SUBTOTAL:
26,029,672.00	20,102,865.31	
		GRAND TOTAL:
26,029,672.00	20,102,865.31	

C.D. INVESTMENTS

SIMMONS BANK

JUNE 2023

<u>C.D.#</u>	<u>PURCHASE DATE</u>	<u>AMOUNT</u>	<u>MAT. DATE</u>
Library Liddell 2363	Jan 25, 2023	7,500.00	Jan 25, 2025
Library Liddell 2389	Jan 25, 2023	7,500.00	Jan 25, 2025
Library Rosenstein 5099	Dec 12, 2020	11,000.00	Dec 12, 2023
Library Rosenstein 8294	Mar 16, 2021	8,000.00	Mar 24, 2024

INT. EARNED MONTHLY:

2-Liddell CD's @ 2.25%
Rosenstein #5099 CD @ 1.00%
Rosenstein #8294 CD @ .60%

Interest is deposited into the Treasurer's Fund. The 4 Library's CDs' interest is deposited quarterly.

THE FIRST STATE BANK

<u>C.D.#</u>	<u>PURCHASE DATE</u>	<u>AMOUNT</u>	<u>MAT. DATE</u>
GEN/7619049	Dec 17, 2022	250,000.00	March 17, 2024

INT. EARNED MONTHLY:

Gen CD @ 4.00

Interest accrues monthly and is deposited monthly with depository bank into the Treasurer's Fund

INVESTMENTS-LOGIC
PATTY BRENNAN, COOKE COUNTY TREASURER
JUNE 2023

ACCT NAME	BALANCE FORWARD	DEPOSITS	WITH-DRAWALS	CURRENT INTEREST	ENDING BALANCE
GENERAL	\$ 3,013,610.82	\$ -	\$ -	\$ 13,017.31	\$ 3,026,628.13
R & B -1	\$ 892,099.57	\$ -	\$ 100,000.00	\$ 3,737.97	\$ 795,837.54
R & B -2	\$ 339,993.67	\$ -	\$ -	\$ 1,468.61	\$ 341,462.28
R & B -3	\$ 891,536.30	\$ -	\$ 100,000.00	\$ 3,735.54	\$ 795,271.84
R & B -4	\$ 1,144,182.64	\$ -	\$ -	\$ 4,942.31	\$ 1,149,124.95
FM & L	\$ 291,805.52	\$ -	\$ -	\$ 1,260.44	\$ 293,065.96
ADULT PROBATION	\$ 136,175.29	\$ -	\$ -	\$ 588.21	\$ 136,763.50
PERM IMP	\$ 587,854.83	\$ -	\$ -	\$ 2,539.26	\$ 590,394.09
LAW LIBRARY	\$ 74,041.29	\$ -	\$ -	\$ 319.83	\$ 74,361.12
COURTHOUSE SECURITY	\$ 96,381.43	\$ -	\$ -	\$ 416.34	\$ 96,797.77
CC LIBRARY	\$ 25,767.60	\$ -	\$ -	\$ 111.30	\$ 25,878.90
RECORDS MANAGEMENT	\$ 21,657.31	\$ -	\$ -	\$ 93.55	\$ 21,750.86
ARCHIVE FEES	\$ 79,358.13	\$ -	\$ -	\$ 342.80	\$ 79,700.93
DIST ATTY FORFEITURE	\$ 42,922.24	\$ -	\$ -	\$ 185.40	\$ 43,107.64
SHERIFF FOREITURE	\$ 63,022.88	\$ -	\$ -	\$ 272.24	\$ 63,295.12
JAIL COMMISSARY	\$ 30,982.83	\$ -	\$ -	\$ 133.82	\$ 31,116.65
2012 GO REFUNDING	\$ 251,148.78	\$ -	\$ -	\$ 1,084.83	\$ 252,233.61
HOTEL TAX FUND	\$ 181,565.27	\$ -	\$ -	\$ 784.28	\$ 182,349.55
AMERICAN RESCUE GRANT	\$ 687,106.96	\$ -	\$ -	\$ 2,967.97	\$ 690,074.93
TOTAL: TREAS FUND	\$ 8,851,213.36	\$ -	\$ 200,000.00	\$ 38,002.01	\$ 8,689,215.37

YEAR - TO - DATE INTEREST	BAL FORWARD	CURRENT INT.	BALANCE
	\$ 312,596.64	\$ 38,002.01	\$ 350,598.65

AVG. YEILD FOR JUNE 2023 5.26% MKT VALU/SHARE \$ 1.00

INVESTMENTS-TEX STAR
PATTY BRENNAN, COOKE COUNTY TREASURER
JUNE 2023

ACCT NAME	BALANCE FORWARD	DEPOSITS	WITH- DRAWALS	CURRENT INTEREST	ENDING BALANCE
GENERAL	\$ 5,708,341.27	\$ -	\$ 1,000,000.00	\$ 22,702.94	\$ 4,731,044.21
R & B -1	\$ 651,473.68	\$ -	\$ -	\$ 2,718.20	\$ 654,191.88
R & B -2	\$ 286,161.77	\$ -	\$ -	\$ 1,193.99	\$ 287,355.76
R & B -3	\$ 428,719.87	\$ -	\$ -	\$ 1,788.80	\$ 430,508.67
R & B -4	\$ 725,048.78	\$ -	\$ -	\$ 3,025.19	\$ 728,073.97
FM & L	\$ 274,207.70	\$ -	\$ -	\$ 1,144.14	\$ 275,351.84
ADULT PROBATION	\$ 159,559.39	\$ -	\$ -	\$ 665.77	\$ 160,225.16
PERM IMP	\$ 822,955.43	\$ -	\$ -	\$ 3,433.70	\$ 826,389.13
CC LIBRARY	\$ 25,722.54	\$ -	\$ -	\$ 107.30	\$ 25,829.84
COURTHOUSE SECURITY	\$ 101,643.97	\$ -	\$ -	\$ 424.10	\$ 102,068.07
ARCHIVE FEES	\$ 69,078.79	\$ -	\$ -	\$ 288.23	\$ 69,367.02
2012 GO REFUNDING	\$ 103,840.64	\$ -	\$ -	\$ 433.26	\$ 104,273.90
JAIL COMMISSARY	\$ 51,198.16	\$ -	\$ -	\$ 213.61	\$ 51,411.77
HOTEL/MOTEL TAX	\$ 194,393.84	\$ -	\$ -	\$ 811.08	\$ 195,204.92
AMERICAN RESCUE GRANT	\$ 681,640.37	\$ -	\$ -	\$ 2,844.08	\$ 684,484.45
TOTAL: TREAS FUND	<u>\$ 10,283,986.20</u>	<u>\$ -</u>	<u>\$ 1,000,000.00</u>	<u>\$ 41,794.39</u>	<u>\$ 9,325,780.59</u>

YEAR - TO - DATE INTEREST	BAL FORWARD	CURRENT INT.	BALANCE
	\$ 246,019.15	\$ 41,794.39	\$ 287,813.54

AVG. YEILD FOR JUNE 2023 5.08% MKT VALUE / SHARE \$ 1.00

INVESTMENTS-TEXPOOL
PATTY BRENNAN, COOKE COUNTY TREASURER
JUNE 2023

ACCT NAME	BALANCE FORWARD	DEPOSITS	WITH-DRAWALS	CURRENT INTEREST	ENDING BALANCE
GENERAL	\$ 5,823,388.86	\$ -	\$ 1,000,000.00	\$ 23,079.92	\$ 4,846,468.78
R & B -1	\$ 973,551.79	\$ -	\$ -	\$ 4,044.33	\$ 977,596.12
R & B -2	\$ 515,939.96	\$ -	\$ 75,000.00	\$ 2,059.93	\$ 442,999.89
R & B -3	\$ 707,611.41	\$ -	\$ -	\$ 2,939.55	\$ 710,550.96
R & B -4	\$ 1,094,368.20	\$ -	\$ -	\$ 4,546.24	\$ 1,098,914.44
FM & L	\$ 287,412.06	\$ -	\$ -	\$ 1,193.97	\$ 288,606.03
STATE FUNDS	\$ 10,422.08	\$ -	\$ -	\$ 43.28	\$ 10,465.36
REC PRESV	\$ 66,345.41	\$ -	\$ -	\$ 275.59	\$ 66,621.00
ADULT PROB	\$ 211,219.80	\$ -	\$ -	\$ 877.43	\$ 212,097.23
COURT REP	\$ 9,779.73	\$ -	\$ -	\$ 40.62	\$ 9,820.35
PERM IMP	\$ 886,119.80	\$ -	\$ -	\$ 3,681.10	\$ 889,800.90
LAW ENFORCEMENT ED	\$ 10,996.00	\$ -	\$ -	\$ 45.68	\$ 11,041.68
JP-CH SECURITY	\$ 31,900.77	\$ -	\$ -	\$ 132.55	\$ 32,033.32
DIST CLK RECORDS MGMT	\$ 16,501.60	\$ -	\$ -	\$ 68.57	\$ 16,570.17
DIST CLK ARCHIVE	\$ 4,399.10	\$ -	\$ -	\$ 18.30	\$ 4,417.40
LAW LIBRARY	\$ 121,279.68	\$ -	\$ -	\$ 503.85	\$ 121,783.53
JP TECH	\$ 28,882.86	\$ -	\$ -	\$ 119.96	\$ 29,002.82
C H SECURITY	\$ 101,452.10	\$ -	\$ -	\$ 421.46	\$ 101,873.56
LIBRARY	\$ 26,157.17	\$ -	\$ -	\$ 108.65	\$ 26,265.82
ARCHIVE	\$ 80,151.36	\$ -	\$ -	\$ 332.96	\$ 80,484.32
DIST ATTY FORFEITURE	\$ 39,498.93	\$ -	\$ -	\$ 164.10	\$ 39,663.03
SHERIFF FORFEITURE	\$ 67,224.60	\$ -	\$ -	\$ 279.28	\$ 67,503.88
JAIL COMMISSARY	\$ 87,156.21	\$ -	\$ -	\$ 362.06	\$ 87,518.27
2004 GO-REFUNDING	\$ 105,551.65	\$ -	\$ -	\$ 438.48	\$ 105,990.13
HOTEL/MOTEL TAX	\$ 278,613.51	\$ -	\$ -	\$ 1,157.41	\$ 279,770.92
AMERICAN RESCUE GRANT	\$ 831,946.77	\$ -	\$ 100,000.00	\$ 3,344.93	\$ 735,291.70
TOTAL: TREAS FUND	<u>\$ 12,417,871.41</u>	<u>\$ -</u>	<u>\$ 1,175,000.00</u>	<u>\$ 50,280.20</u>	<u>\$ 11,293,151.61</u>

YEAR - TO - DATE INTEREST	BAL FORWARD:	CURRENT INT.:	BALANCE:
	\$ 295,360.11	\$ 50,280.20	\$ 345,640.31

AVG. YEILD FOR JUNE 2023 5.05% MKT VALUE/ SHAR| \$ 1.00

Security Receipt	Settlement Date	Trade Date	Cost Basis	Par/Shares Original Face	Description Rate, Maturity	Principal Cost Market Value	Date Priced
14042RQX2	04/27/2022	04/27/2022	100.000000	246,000.00	CAPITAL ONE NA CD	246,000.00	06/30/2023
409001972	05/05/2022	05/05/2022		.00	SET-UP	240,377.10	06/30/2023
				2.65	05/06/2024		
14042FT9	04/27/2022	04/27/2022	100.000000	246,000.00	CAPITAL ONE BANK USA NA CD	246,000.00	06/30/2023
409001971	05/05/2022	05/05/2022		.00	SET-UP	240,377.10	06/30/2023
				2.65	05/06/2024		
3134GXCAO	11/30/2021	11/30/2021	99.645700	1,000,000.00	FEDERAL HOME LN MTG CORP	996,457.00	06/30/2023
408000967	12/02/2021	12/02/2021		.00	.32, 11/24/2023	980,341.74	06/30/2023
31422XSMS	05/01/2023	05/01/2023	97.156700	1,025,000.00	FARMER MAC	995,856.18	06/30/2023
409007516	05/01/2023	05/01/2023		.00	.79, 01/25/2024	997,728.42	06/30/2023
33715LFE5	04/26/2023	04/26/2023	100.000000	249,000.00	FIRST TECHNOLOGY FEDERAL CREDI	249,000.00	06/30/2023
409007512	05/12/2023	05/12/2023		.00	4.90, 05/12/2025	246,668.53	06/30/2023
61690USF3	04/26/2023	04/26/2023	100.000000	244,000.00	MORGAN STANLEY BK N A	244,000.00	06/30/2023
409007513	05/03/2023	05/03/2023		.00	4.80, 05/05/2025	241,304.37	06/30/2023
61768ESV6	04/26/2023	04/26/2023	100.000000	244,000.00	MORGAN STANLEY PRIVATE BK NATL	244,000.00	06/30/2023
409007514	05/03/2023	05/03/2023		.00	4.80, 05/05/2025	241,304.37	06/30/2023
91282CDA6	03/16/2022	03/16/2022	97.885500	2,000,000.00	UNITED STATES TREAS NTS	1,957,710.00	06/30/2023
409001431	03/18/2022	03/18/2022		.00	.25, 09/30/2023	1,975,677.92	06/30/2023
949764BP8	04/26/2023	04/26/2023	100.000000	249,000.00	WELLS FARGO BANK NATL ASSN	249,000.00	06/30/2023
409007515	05/02/2023	05/02/2023		.00	4.80, 05/02/2025	246,259.63	06/30/2023
Total USD Par				5,503,000.00	Total USD Cost	5,428,023.18	
Total USD Original Face				5,503,000.00	Total USD Market Value	5,410,039.18	

PNC and PNC Bank are registered marks of The PNC Financial Services Group, Inc. (PNC).
PNC makes no representations as to the accuracy or completeness of the information herein.



FUND NAME	CHECKING ACCOUNT	CHECKING AMOUNT	TDOA ACCOUNT	TDOA AMOUNT	FUND TOTAL
2023 001 GENERAL	TREAS FUND	2,167,305.04	TEXPOOL LOGIC TEXSTAR T-BILLS CERT DEPOS	4,823,388.86 3,013,610.82 4,708,341.27 3,957,388.94 1,728,000.00	20,398,034.93
2023 011 ROAD & BRIDGE 1	TREAS FUND	227,119.80	TEXPOOL LOGIC TEXSTAR	973,551.79 792,099.57 651,473.68	2,644,244.84
2023 012 ROAD & BRIDGE 2	TREAS FUND	220,808.96	TEXPOOL LOGIC TEXSTAR	440,939.96 339,993.67 286,161.77	1,287,904.36
2023 013 ROAD & BRIDGE 3	TREAS FUND	229,521.62	TEXPOOL LOGIC TEXSTAR	707,611.41 791,536.30 428,719.87	2,157,389.20
2023 014 ROAD & BRIDGE 4	TREAS FUND	227,855.02	TEXPOOL LOGIC TEXSTAR	1,094,368.20 1,144,182.64 725,048.78	3,191,454.64
2023 019 FM & LATERAL	TREAS FUND	23,280.58	TEXPOOL LOGIC TEXSTAR	287,412.06 291,805.52 274,207.70	876,705.86
2023 020 TUPC	TREAS FUND	7,471.95	TEXPOOL LOGIC TEXSTAR		7,471.95
2023 021 JUVENILE PROB-ISP	TREAS FUND		TEXPOOL LOGIC TEXSTAR		
2023 022 JUVENILE PROBATION	TREAS FUND	50,442.28	TEXPOOL LOGIC TEXSTAR		50,442.28
2023 023 JUVENILE PROB. IV-E	TREAS FUND	108.35	TEXPOOL LOGIC TEXSTAR		108.35
2023 024 JUVENILE DELINQUENCY PREVENT	TREAS FUND	29,514.38	TEXPOOL LOGIC TEXSTAR		29,514.38
2023 028 ADULT PROBATION	TREAS FUND	27,562.95	TEXPOOL LOGIC TEXSTAR	211,219.80 136,175.29 159,559.39	534,517.43
2023 029 COMMUNITY CORRECTIONS	TREAS FUND	17,527.90	TEXPOOL LOGIC		17,527.90
2023 031 CONTRACT ELECTIONS	TREAS FUND	29,480.88	TEXPOOL LOGIC		29,480.88
2023 032 DISTRICT CLERK PRESERVATION	TREAS FUND	263,458.37	TEXPOOL LOGIC		263,458.37

FUND NAME	CHECKING ACCOUNT	CHECKING AMOUNT	TDOA ACCOUNT	TDOA AMOUNT	FUND TOTAL
2023 033 COUNTY/DISTRICT TECHNOLOGY	FREAS FUND	12,374.07	TEXSTAR		263,458.37-
			TEXPOOL LOGIC		
			TEXSTAR		
2023 034 COURT REPORTER	TREAS FUND	20,442.84	TEXPOOL LOGIC	9,779.73	12,374.07
			TEXSTAR		
2023 035 PERMANENT IMPROVEMENT	TREAS FUND	129,650.43	TEXPOOL LOGIC	886,119.80	30,222.57
			TEXSTAR	587,854.83	
			STONE	822,955.43	
					2,426,580.49
2023 037 LAW ENFORCEMENT ED	TREAS FUND	6,851.93	TEXPOOL LOGIC	10,996.00	17,847.93
			TEXSTAR		
2023 038 JP TECH	TREAS FUND	12,764.27	TEXPOOL LOGIC	28,882.86	41,647.13
			TEXSTAR		
2023 040 LAW LIBRARY	TREAS FUND	29,807.22	TEXPOOL LOGIC	121,279.68	225,128.19
			TEXSTAR	74,041.29	
2023 041 CC LIBRARY FUND	TREAS FUND	18,200.26	TEXPOOL LOGIC	26,157.17	95,847.57
			TEXSTAR	25,767.60	
				25,722.54	
2023 042 CC HISTORICAL COMM.	TREAS FUND	2,605.88	TEXPOOL LOGIC	31,900.77	2,605.88
			TEXSTAR		
2023 043 JP COURTHOUSE SECURITY	TREAS FUND	26,403.26	TEXPOOL LOGIC	101,452.10	58,304.03
			TEXSTAR	96,381.43	
				101,643.97	
2023 044 COURTHOUSE SECURITY	TREAS FUND	29,007.66	TEXPOOL LOGIC	328,485.16	
			TEXSTAR		
2023 046 CHAPTER 19	TREAS FUND	214.43-	TEXPOOL LOGIC	214.43-	
2023 047 CC RECORDS MANAGEMENT	TREAS FUND	18,125.73	TEXPOOL LOGIC	18,125.73	
2023 048 COUNTY RECORDS MANAGEMENT	TREAS FUND	7,588.69	TEXPOOL LOGIC	21,657.31	
			TEXSTAR		
2023 049 CC RECORDS PRESERVATION	TREAS FUND	30,674.76	TEXPOOL LOGIC	66,345.41	29,246.00
			TEXSTAR		
2023 050 DIST CLERK RECORDS MANAGEMENT	TREAS FUND	41,262.73	TEXPOOL LOGIC	16,501.60	97,020.17
			TEXSTAR		
					57,764.33

FUND NAME	CHECKING ACCOUNT	CHECKING AMOUNT	TDOA ACCOUNT	TDOA AMOUNT	FUND TOTAL
2023 051 DISTRICT CLERK ARCHIVE	TREAS FUND	29,613.50	TEXPOOL LOGIC TEXSTAR	4,399.10	34,012.60
2023 052 COUNTY CLERK ARCHIVE FEE	TREAS FUND	22,471.22	TEXPOOL LOGIC TEXSTAR	80,151.36 79,358.13 69,078.79	251,059.50
2023 053 CA CHECK COLLECTING	TREAS FUND	791.18	TEXPOOL LOGIC TEXSTAR	791.18	791.18
2023 054 DA CHECK COLLECTING	TREAS FUND	375.34	TEXPOOL LOGIC TEXSTAR	375.34	375.34
2023 056 DISTRICT ATTY FORFEITURE	TREAS FUND	25,555.55	TEXPOOL LOGIC TEXSTAR	39,498.93 42,922.24	107,976.72
2023 057 D A SEIZURE FUND	TREAS FUND	206,137.90	TEXPOOL LOGIC TEXSTAR	67,224.60 63,022.88	206,137.90
2023 058 SHERIFF FORFEITURE	TREAS FUND	13,471.88	TEXPOOL LOGIC TEXSTAR	87,156.21 30,982.83 51,198.16	143,719.36
2023 059 JAIL COMMISSARY	TREAS FUND	42,432.55	TEXPOOL LOGIC TEXSTAR	105,551.65 251,148.78 103,840.64	211,769.75
2023 061 2004 GO REFUNDING DEBT SERVITREAS FUND	TREAS FUND	109,130.32	TEXPOOL LOGIC TEXSTAR	10,422.08	569,671.39
2023 088 STATE FEES	TREAS FUND	97,828.90	TEXPOOL LOGIC TEXSTAR	108,250.98	108,250.98
2023 080 OFFICER'S TRUST	TREAS FUND		CERT DEPOS	15,000.00	16,443.16
2023 091 LIBRARY TRUST - LIDDELL	TREAS FUND	1,443.16	CERT DEPOS	19,000.00	19,256.33
2023 092 LIBRARY TRUST - ROSENSTEIN	TREAS FUND	256.33			
2023 093 TAX ASSESSOR COLLECTOR ACCOU					
2023 094 COUNTY CLERK ACCOUNTS					
2023 095 DISTRICT CLERK ACCOUNTS					
2023 096 SHERIFF'S OFFICE ACCOUNTS					
2023 097 COUNTY ATTORNEY ACCOUNT					
2023 098 PAYROLL CLEARING	PAYROLL	3,201,451.21			3,201,451.21
2023 099 DISTRICT ATTORNEY RESTITUTIO					

FUND NAME	CHECKING ACCOUNT	CHECKING AMOUNT	TDOA ACCOUNT	TDOA AMOUNT	FUND TOTAL
2023 100 CHILD ABUSE PREVENTION FUND	TREAS FUND	503.51	TEXPOOL LOGIC		503.51
2023 101 PRETRIAL DIVERSION	TREAS FUND	20,320.03	TEXPOOL LOGIC		20,320.03
2023 102 HOTEL OCCUPANCY TAX FUND	TREAS FUND	59,820.80	TEXPOOL LOGIC TEXSTAR	278,613.51 181,565.27 194,393.84	714,393.42
2023 103 HAVA GRANT FUND					
2023 104 AMERICAN RESCUE PROG GRANT	TREAS FUND	68,612.20	TEXPOOL LOGIC TEXSTAR	731,946.77 687,106.96 681,640.37	2,169,306.30
2023 105 JUNIOR EMS PROGRAM	TREAS FUND	564.50			564.50
2023 106 PAUPERS CEMETERY	TREAS FUND	17,485.40			17,485.40
2023 107 OPIOID SETTLEMENT FUNDS	TREAS FUND	63,239.92	TEXPOOL LOGIC TEXSTAR		63,239.92
TOTAL		7,361,592.04		34,897,459.91	42,259,051.95

CHECK ACCOUNT

ACCOUNT BALANCE - TREAS FUND
ACCOUNT BALANCE - PAYROLL

CHECK

4,160,140.83
3,201,451.21

TOTAL

7,361,592.04

TDOA ACCOUNT

ACCOUNT BALANCE - TEXPOOL
ACCOUNT BALANCE - LOGIC
ACCOUNT BALANCE - TEXSTAR
ACCOUNT BALANCE - T-BILLS
ACCOUNT BALANCE - CERT DEPOS

TDOA

11,242,871.41
8,651,213.36
9,283,986.20
3,957,388.94
1,762,000.00

TOTAL

34,897,459.91

ACCOUNT NAME	BEGINNING CASH BALANCE	CASH RECEIPTS	CASH DISBURSEMENTS	ENDING CASH BALANCE
2023 001 GENERAL - GENERAL FUND	2,639,283.55	3,015,981.45	3,487,959.96	2,167,305.04
CASH ON HAND	8,807.50	.00	.00	8,807.50
CASH INVESTED - TEXPOOL	5,823,388.86	.00	1,000,000.00	4,823,388.86
CASH INVESTED - LOGIC	3,013,610.82	.00	.00	3,013,610.82
CASH INVESTED - TEXSTAR	5,708,341.27	.00	1,000,000.00	4,708,341.27
CASH INVESTED - STONE CASTLE	.00	.00	.00	.00
T-BILLS - INVESTMENTS	2,959,373.43	998,015.51	.00	3,957,388.94
CASH INVESTMENT-CD	1,728,000.00	.00	.00	1,728,000.00
FUND TOTALS	21,880,805.43	4,013,996.96	5,487,959.96	20,406,842.43
2023 011 ROAD & BRIDGE 1	229,690.38	149,966.98	152,537.56	227,119.80
CASH - ROAD & BRIDGE # 1	973,551.79	.00	.00	973,551.79
CASH INVESTED - TEXPOOL	892,099.57	.00	100,000.00	792,099.57
CASH INVESTED - LOGIC	651,473.68	.00	.00	651,473.68
CASH INVESTED - TEXSTAR	.00	.00	.00	.00
T-BILL INVESTMENTS	.00	.00	.00	.00
FUND TOTALS	2,746,815.42	149,966.98	252,537.56	2,644,244.84
2023 012 ROAD & BRIDGE 2	285,882.80	123,060.08	188,133.92	220,808.96
CASH - ROAD & BRIDGE # 2	515,939.96	.00	75,000.00	440,939.96
CASH INVESTED - TEXPOOL	339,993.67	.00	.00	339,993.67
CASH INVESTED - LOGIC	286,161.77	.00	.00	286,161.77
CASH INVESTED - TEXSTAR	.00	.00	.00	.00
T-BILL INVESTMENTS	.00	.00	.00	.00
FUND TOTALS	1,427,978.20	123,060.08	263,133.92	1,287,904.36
2023 013 ROAD & BRIDGE 3	266,954.73	149,406.42	186,839.53	229,521.62
CASH - ROAD & BRIDGE # 3	707,611.41	.00	.00	707,611.41
CASH INVESTED - TEXPOOL	891,536.30	.00	100,000.00	791,536.30
CASH INVESTED - LOGIC	428,719.87	.00	.00	428,719.87
CASH INVESTED - TEXSTAR	.00	.00	.00	.00
T-BILL INVESTMENTS	.00	.00	.00	.00
FUND TOTALS	2,294,822.31	149,406.42	286,839.53	2,157,389.20
2023 014 ROAD & BRIDGE 4	313,164.75	64,693.65	150,003.38	227,855.02
CASH - ROAD & BRIDGE # 4	1,094,368.20	.00	.00	1,094,368.20
CASH INVESTED - TEXPOOL	1,144,182.64	.00	.00	1,144,182.64
CASH INVESTED - LOGIC	725,048.78	.00	.00	725,048.78
CASH INVESTED - TEXSTAR	.00	.00	.00	.00
T-BILL INVESTMENTS	.00	.00	.00	.00
FUND TOTALS	3,276,764.37	64,693.65	150,003.38	3,191,454.64
2023 019 FM & LATERAL	20,805.65	2,511.19	36.26	23,280.58
CASH - FM & LATERAL	287,412.06	.00	.00	287,412.06
CASH INVESTED	291,805.52	.00	.00	291,805.52
CASH INVESTED - LOGIC	274,207.70	.00	.00	274,207.70
CASH INVESTED - TEXSTAR	.00	.00	.00	.00
T-BILL INVESTMENT	.00	.00	.00	.00
FUND TOTALS	874,230.93	2,511.19	36.26	876,705.86
2023 020 TIPC	36,281.46	265.00	29,074.51	7,471.95
CASH - T.J.P.C.	.00	.00	.00	.00
CASH INVESTED	.00	.00	.00	.00
CASH INVESTED - LOGIC	.00	.00	.00	.00
CASH INVESTED - TEXSTAR	.00	.00	.00	.00

ACCOUNT NAME	BEGINNING CASH BALANCE	CASH RECEIPTS	CASH DISBURSEMENTS	ENDING CASH BALANCE
2023 021 JUVENILE PROB-ISP	36,281.46	265.00	29,074.51	7,471.95
CASH - JUVENILE PROBATION	.00	.00	.00	.00
INVESTMENTS	.00	.00	.00	.00
CASH INVESTED - LOGIC	.00	.00	.00	.00
CASH INVESTED - TEXSTAR	.00	.00	.00	.00
FUND TOTALS	.00	.00	.00	.00
2023 022 JUVENILE PROBATION	50,307.28	135.00	.00	50,442.28
CASH - JUV. PROB. DIV	.00	.00	.00	.00
INVESTMENTS	.00	.00	.00	.00
FUND TOTALS	50,307.28	135.00	.00	50,442.28
2023 023 JUVENILE PROB. IV-E	108.35	.00	.00	108.35
CASH - IV-E	.00	.00	.00	.00
CASH INVESTED - LOGIC	.00	.00	.00	.00
CASH INVESTED - TEXSTAR	.00	.00	.00	.00
FUND TOTALS	108.35	.00	.00	108.35
2023 024 JUVENILE DELINQUENCY PREVENTN	29,514.38	.00	.00	29,514.38
CASH - JUVENILE DELINQUENCY PR	.00	.00	.00	.00
INVESTMENTS	.00	.00	.00	.00
CASH INVESTED - LOGIC	.00	.00	.00	.00
CASH INVESTED - TEXSTAR	.00	.00	.00	.00
FUND TOTALS	29,514.38	.00	.00	29,514.38
2023 028 ADULT PROBATION	48,318.13	30,226.30	50,981.48	27,562.95
CASH - ADULT PROBATION	75.00	.00	.00	75.00
CASH ON HAND	211,219.80	.00	.00	211,219.80
CASH INVESTED - TEXPOOL	136,175.29	.00	.00	136,175.29
CASH INVESTED - LOGIC	159,559.39	.00	.00	159,559.39
CASH INVESTED - TEXSTAR	555,347.61	.00	50,981.48	534,592.43
FUND TOTALS	9,155.17	16,655.00	8,282.27	17,527.90
2023 029 COMMUNITY CORRECTIONS	9,155.17	16,655.00	8,282.27	17,527.90
CASH - COMMUNITY CORRECTI	.00	.00	.00	.00
INVESTMENTS	.00	.00	.00	.00
CASH INVESTED - LOGIC	.00	.00	.00	.00
FUND TOTALS	9,155.17	16,655.00	8,282.27	17,527.90
2023 031 CONTRACT ELECTIONS	23,412.58	6,068.30	.00	29,480.88
CASH - CONTRACT ELECTIONS	.00	.00	.00	.00
CASH INVESTED - TEXPOOL	.00	.00	.00	.00
CASH INVESTED - LOGIC	.00	.00	.00	.00
FUND TOTALS	23,412.58	6,068.30	.00	29,480.88
2023 032 DISTRICT CLERK PRESERVATION	261,207.70	20.00	2,270.67	263,458.37
CASH - DISTRICT CLERK PRESVATI	.00	.00	.00	.00
INVESTMENTS	.00	.00	.00	.00
CASH INVESTED - LOGIC	.00	.00	.00	.00
CASH INVESTED - TEXSTAR	.00	.00	.00	.00
FUND TOTALS	261,207.70	20.00	2,270.67	263,458.37
2023 033 COUNTY/DISTRICT TECHNOLOGY FUN	12,361.82	12.25	.00	12,374.07
CASH - COUNTY/DISTRICT TECH	.00	.00	.00	.00

ACCOUNT NAME	BEGINNING CASH BALANCE	CASH RECEIPTS	CASH DISBURSEMENTS	ENDING CASH BALANCE
2023 034 COURT REPORTER - COURT REPORTER FUND	12,361.82	12.25	.00	12,374.07
CASH INVESTED - LOGIC	.00	.00	.00	.00
CASH INVESTED - TEXSTAR	.00	.00	.00	.00
FUND TOTALS	12,361.82	12.25	.00	12,374.07
2023 035 PERMANENT IMPROVEMENT	21,944.06	275.00	1,776.22	20,442.84
CASH INVESTED - TEXPOOL	9,779.73	.00	.00	9,779.73
CASH INVESTED - LOGIC	.00	.00	.00	.00
CASH INVESTED - TEXSTAR	.00	.00	.00	.00
FUND TOTALS	31,723.79	275.00	1,776.22	30,222.57
2023 037 LAW ENFORCEMENT ED	120,862.50	9,007.93	220.00	129,650.43
CASH INVESTED - LOGIC	886,119.80	.00	.00	886,119.80
CASH INVESTED - TEXSTAR	587,854.83	.00	.00	587,854.83
STONE CASTLE T-BILL INVESTMENTS	822,955.43	.00	.00	822,955.43
FUND TOTALS	2,417,792.56	9,007.93	220.00	2,426,580.49
2023 038 JP TECH	6,851.93	56.63	641.09	12,764.27
CASH INVESTED - LOGIC	10,996.00	.00	.00	10,996.00
CASH INVESTED - TEXSTAR	.00	.00	.00	.00
FUND TOTALS	17,847.93	56.63	641.09	17,847.93
2023 040 LAW LIBRARY	30,366.36	385.00	944.14	29,807.22
CASH INVESTED - LOGIC	121,279.68	.00	.00	121,279.68
CASH INVESTED - TEXSTAR	74,041.29	.00	.00	74,041.29
FUND TOTALS	225,687.33	385.00	944.14	225,128.19
2023 041 CC LIBRARY FUND	11,183.13	8,003.70	986.57	18,200.26
CASH INVESTED - COOKE COUNTY LIBRA	26,157.17	.00	.00	26,157.17
CASH INVESTED - LOGIC	25,767.60	.00	.00	25,767.60
CASH INVESTED - TEXSTAR	25,722.54	.00	.00	25,722.54
T-BILL INVESTMENTS	.00	.00	.00	.00
FUND TOTALS	88,830.44	8,003.70	986.57	95,847.57
2023 042 CC HISTORICAL COMM.	2,605.88	.00	.00	2,605.88
CASH - COOKE CO. HISTORIC FUND TOTALS	2,605.88	.00	.00	2,605.88
2023 043 JP COURTHOUSE SECURITY	26,389.10	14.16	.00	26,403.26
CASH - JP COURTHOUSE SECURITY	31,900.77	.00	.00	31,900.77

ACCOUNT NAME	BEGINNING CASH BALANCE	CASH RECEIPTS	CASH DISBURSEMENTS	ENDING CASH BALANCE
2023 044 COURT HOUSE SECURITY				
CASH INVESTED - LOGIC	28,228.68	998.98	220.00	29,007.66
CASH INVESTED - COURT HOUSE SECURITY	101,452.10	.00	.00	101,452.10
CASH INVESTED - LOGIC	96,381.43	.00	.00	96,381.43
CASH INVESTED - TEXSTAR	101,643.97	.00	.00	101,643.97
FUND TOTALS	327,706.18	998.98	220.00	328,485.16
2023 046 CHAPTER 19				
CASH - CHAPTER 19 INVESTMENTS	161.22	212.90	266.11	214.43
FUND TOTALS	161.22	212.90	266.11	214.43
2023 047 CC RECORDS MANAGEMENT				
CASH - CC RECORDS MANAGEMENT INVESTMENTS - TEXPOOL	18,125.59	165.14	165.00	18,125.73
FUND TOTALS	18,125.59	165.14	165.00	18,125.73
2023 048 COUNTY RECORDS MANAGEMENT				
CASH - RECORDS MANAGEMENT	7,480.08	108.61	.00	7,588.69
CASH INVESTED - TEXPOOL	.00	.00	.00	.00
CASH INVESTED - LOGIC	21,657.31	.00	.00	21,657.31
CASH INVESTED - TEXSTAR	29,137.39	108.61	.00	29,246.00
FUND TOTALS	29,137.39	108.61	.00	29,246.00
2023 049 CC RECORDS PRESERVATION				
CASH - RECORDS PRESERVATION	23,278.76	7,396.00	.00	30,674.76
CASH INVESTED - TEXPOOL	66,345.41	.00	.00	66,345.41
CASH INVESTED - LOGIC	.00	.00	.00	.00
CASH INVESTED - TEXSTAR	89,624.17	7,396.00	.00	97,020.17
FUND TOTALS	89,624.17	7,396.00	.00	97,020.17
2023 050 DIST CLERK RECORDS MANAGEMENT				
CASH - D.C. RECORDS MANAGEMENT	41,244.62	18.11	.00	41,262.73
CASH INVESTED	16,501.60	.00	.00	16,501.60
CASH INVESTED - LOGIC	.00	.00	.00	.00
CASH INVESTED - TEXSTAR	57,746.22	18.11	.00	57,764.33
FUND TOTALS	57,746.22	18.11	.00	57,764.33
2023 051 DISTRICT CLERK ARCHIVE				
DISTRICT CLERK ARCHIVE INVESTMENTS	29,593.50	20.00	.00	29,613.50
CASH INVESTED - LOGIC	4,399.10	.00	.00	4,399.10
CASH INVESTED - TEXSTAR	.00	.00	.00	.00
FUND TOTALS	33,992.60	20.00	.00	34,012.60
2023 052 COUNTY CLERK ARCHIVE FEE				
CASH - RECORDS ARCHIVE INVESTMENTS	22,101.22	6,990.00	6,620.00	22,471.22
CASH INVESTED - LOGIC	80,151.36	.00	.00	80,151.36
CASH INVESTED - TEXSTAR	79,358.13	.00	.00	79,358.13
CASH INVESTED - LOGIC	69,078.79	.00	.00	69,078.79
FUND TOTALS	250,689.50	6,990.00	6,620.00	251,059.50
2023 053 CA CHECK COLLECTING				
CASH - CHECK COLLECTING &	596.18	195.00	.00	791.18

ACCOUNT NAME	BEGINNING CASH BALANCE	CASH RECEIPTS	CASH DISBURSEMENTS	ENDING CASH BALANCE
2023 054 DA CHECK COLLECTING	375.34	.00	.00	375.34
CASH - DA CHECK COLLECTING	.00	.00	.00	.00
CASH INVESTED - LOGIC	.00	.00	.00	.00
CASH INVESTED - TEXSTAR	.00	.00	.00	.00
FUND TOTALS	596.18	195.00	.00	791.18
2023 056 DISTRICT ATTY FORFEITURE	25,555.55	.00	.00	25,555.55
CASH - D.A. FORFEITURE FU	39,498.93	.00	.00	39,498.93
CASH INVESTED - TEXPOOL	42,922.24	.00	.00	42,922.24
CASH INVESTED - LOGIC	.00	.00	.00	.00
CASH INVESTED - TEXSTAR	.00	.00	.00	.00
FUND TOTALS	107,976.72	.00	.00	107,976.72
2023 057 D A SEIZURE FUND	177,012.90	29,125.00	.00	206,137.90
CASH - SEIZURE-FUND	.00	.00	.00	.00
INVESTMENTS	177,012.90	29,125.00	.00	206,137.90
FUND TOTALS	177,012.90	29,125.00	.00	206,137.90
2023 058 SHERIFF FORFEITURE	13,783.69	.00	311.81	13,471.88
CASH - SHERIFF FORFEITURE	67,224.60	.00	.00	67,224.60
INVESTMENTS	63,022.88	.00	.00	63,022.88
CASH INVESTED - LOGIC	.00	.00	.00	.00
CASH INVESTED - TEXSTAR	.00	.00	.00	.00
FUND TOTALS	144,031.17	.00	311.81	143,719.36
2023 059 JAIL COMMISSARY	38,608.82	4,341.38	517.65	42,432.55
CASH - JAIL, COMMISSARY	87,156.21	.00	.00	87,156.21
CASH INVESTED - TEXPOOL	30,982.83	.00	.00	30,982.83
CASH INVESTED - LOGIC	51,198.16	.00	.00	51,198.16
CASH INVESTED - TEXSTAR	207,946.02	4,341.38	517.65	211,769.75
FUND TOTALS	207,946.02	4,341.38	517.65	211,769.75
2023 061 2004 GO REFUNDING DEBT SERVICE	100,105.88	9,024.44	.00	109,130.32
CASH - 2004 GO REFUNDING D/S	105,551.65	.00	.00	105,551.65
CASH INVESTED - TEXPOOL	251,148.78	.00	.00	251,148.78
CASH INVESTED - LOGIC	103,840.64	.00	.00	103,840.64
CASH INVESTED - TEXSTAR	.00	.00	.00	.00
T-BILL INVESTMENTS	.00	.00	.00	.00
FUND TOTALS	560,646.95	9,024.44	.00	569,671.39
2023 088 STATE FEES	63,601.58	34,392.32	165.00	97,828.90
CASH - STATE FEES	10,422.08	.00	.00	10,422.08
CASH INVESTED	.00	.00	.00	.00
CASH INVESTED - LOGIC	.00	.00	.00	.00
CASH INVESTED - TEXSTAR	.00	.00	.00	.00
FUND TOTALS	74,023.66	34,392.32	165.00	108,250.98
2023 090 OFFICER'S TRUST	.00	.00	.00	.00
CASH-OFFICERS TRUST	.00	.00	.00	.00
CASH INVESTED	.00	.00	.00	.00
CASH INVESTED - LOGIC	.00	.00	.00	.00
FUND TOTALS	.00	.00	.00	.00
2023 091 LIBRARY TRUST - LIDDELL	1,443.16	.00	.00	1,443.16
CASH-LIBRARY TRUST/LIDDELL				

ACCOUNT NAME	BEGINNING CASH BALANCE	CASH RECEIPTS	CASH DISBURSEMENTS	ENDING CASH BALANCE
2023 092 LIBRARY TRUST - ROSENSTEIN	216.51	39.82	.00	256.33
CASH-LIBRARY TRUST/ROSENSTEIN	19,000.00	.00	.00	19,000.00
FUND TOTALS	19,216.51	39.82	.00	19,256.33
2023 093 TAX ASSESSOR COLLECTOR ACCOUNT	25,368.74	.00	.00	25,368.74
CASH - TAC PML-BOAT SALES TAX	14,795.18	.00	.00	14,795.18
CASH - TAC CREDIT CARDS	516,946.13	.00	.00	516,946.13
CASH - TAC TX DOT/COUNTY-STATE	36,831.12	.00	.00	36,831.12
CASH - TAC IRP ACCOUNT	4,488.75	.00	.00	4,488.75
CASH - TAC IVTRS ACCOUNT	148,235.37	.00	.00	148,235.37
CASH - TAC SALES TAX FUND-MVD	463.80	.00	.00	463.80
CASH - TAC PML-BOAT TITLE-REG	120.80	.00	.00	120.80
CASH - TAC BEVERAGE-VOTER REG	747,008.29	.00	.00	747,008.29
FUND TOTALS	747,008.29	.00	.00	747,008.29
2023 094 COUNTY CLERK ACCOUNTS	54,050.00	.00	.00	54,050.00
CASH - COUNTY CLERK BONDS	1,308,672.06	.00	.00	1,308,672.06
CASH - COUNTY CLERK REGISTRY	62,688.81	.00	.00	62,688.81
CASH INVESTMENT - CD	1,425,410.87	.00	.00	1,425,410.87
FUND TOTALS	1,425,410.87	.00	.00	1,425,410.87
2023 095 DISTRICT CLERK ACCOUNTS	119,500.00	.00	.00	119,500.00
CASH - DISTRICT CLERK BOND	1,223,600.86	.00	.00	1,223,600.86
CASH - DISTRICT CLERK REGISTRY	1,086,782.50	.00	.00	1,086,782.50
CASH INVESTMENT - CD	2,429,883.36	.00	.00	2,429,883.36
FUND TOTALS	2,429,883.36	.00	.00	2,429,883.36
2023 096 SHERIFF'S OFFICE ACCOUNTS	59,000.00	.00	.00	59,000.00
CASH - SHERIFF'S BOND ACCOUNT	16,619.78	.00	.00	16,619.78
CASH - INMATE TRUST FUND	75,619.78	.00	.00	75,619.78
FUND TOTALS	75,619.78	.00	.00	75,619.78
2023 097 COUNTY ATTORNEY ACCOUNT	537.00	.00	.00	537.00
CASH - CNTY ATTORNEY HOT CHECK	.00	.00	.00	.00
COUNTY ATTORNEY - RESTITUTION	537.00	.00	.00	537.00
FUND TOTALS	537.00	.00	.00	537.00
2023 098 PAYROLL CLEARING	1,306,551.18	1,894,900.03	.00	3,201,451.21
CASH - PAYROLL CLEARING	.00	.00	.00	.00
INVESTMENTS	1,306,551.18	1,894,900.03	.00	3,201,451.21
FUND TOTALS	1,306,551.18	1,894,900.03	.00	3,201,451.21
2023 099 DISTRICT ATTORNEY RESTITUTION	.00	.00	.00	.00
CASH - DISTRICT ATTORNEY RESTI	.00	.00	.00	.00
FUND TOTALS	.00	.00	.00	.00
2023 100 CHILD ABUSE PREVENTION FUND	503.51	.00	.00	503.51
CASH-CHILD ABUSE PREVENTION	503.51	.00	.00	503.51
CASH INVESTED	.00	.00	.00	.00
FUND TOTALS	503.51	.00	.00	503.51
2023 101 PRETRIAL DIVERSION	19,520.03	800.00	.00	20,320.03
CASH-PRETRIAL DIVERSION	19,520.03	800.00	.00	20,320.03

ACCOUNT NAME	BEGINNING CASH BALANCE	CASH RECEIPTS	CASH DISBURSEMENTS	ENDING CASH BALANCE
2023 102 HOTEL OCCUPANCY TAX FUND	52,533.11	26,721.16	19,433.47	59,820.80
CASH - HOTEL OCCUPANCY TAX	278,613.51	.00	.00	278,613.51
CASH INVESTED - TEXPOOL	181,565.27	.00	.00	181,565.27
CASH INVESTED - LOGIC	194,393.84	.00	.00	194,393.84
CASH INVESTED - TEXSTAR	707,105.73	26,721.16	19,433.47	714,393.42
FUND TOTALS				
2023 103 HAVA GRANT FUND	.00	.00	.00	.00
CASH - HAVA GRANT FUND	.00	.00	.00	.00
CASH INVESTED - TEXPOOL	.00	.00	.00	.00
CASH INVESTED - LOGIC	.00	.00	.00	.00
CASH INVESTED - TEXSTAR	.00	.00	.00	.00
FUND TOTALS	.00	.00	.00	.00
2023 104 AMERICAN RESCUE PROG GRANT	214,941.08	100,000.00	246,328.88	68,612.20
CASH - AMERICAN RESCUE PROG GR	831,946.77	.00	100,000.00	731,946.77
CASH INVESTED - TEXPOOL	687,106.96	.00	.00	687,106.96
CASH INVESTED - LOGIC	681,640.37	.00	.00	681,640.37
CASH INVESTED - TEXSTAR	2,415,635.18	100,000.00	346,328.88	2,169,306.30
FUND TOTALS				
2023 105 JUNIOR EMS PROGRAM	564.50	.00	.00	564.50
CASH - JUNIOR EMS PROGRAM	564.50	.00	.00	564.50
FUND TOTALS	564.50	.00	.00	564.50
2023 106 PAUPERS CEMETERY	16,225.00	1,260.40	.00	17,485.40
CASH - PAUPERS CEMETERY	16,225.00	1,260.40	.00	17,485.40
FUND TOTALS	16,225.00	1,260.40	.00	17,485.40
2023 107 OPIOID SETTLEMENT FUNDS	63,239.92	.00	.00	63,239.92
CASH - OPIOID SETTLEMENT FUNDS	.00	.00	.00	.00
CASH INVESTED - LOGIC	.00	.00	.00	.00
CASH INVESTED - TEXSTAR	63,239.92	.00	.00	63,239.92
FUND TOTALS	63,239.92	.00	.00	63,239.92
GRAND TOTALS	477,164,640.39	6,691,468.84	6,909,715.48	46,946,393.75