



MONTHLY REPORT

APRIL 2023

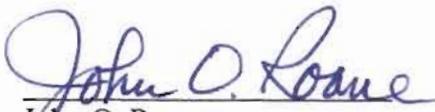
PATTY BRENNAN

COOKE COUNTY TREASURER


FINANCIAL REPORTS

May 22, 2023


In accordance with Local Government Code 114.026, this affidavit states the current cash and reports in the custody of the county treasurer as of the date of April 30, 2023.




John O. Roane,
Cooke County Judge



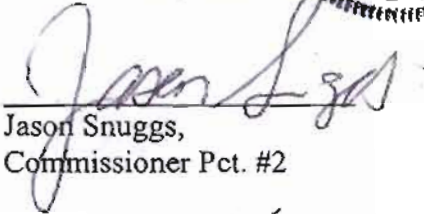
Gary Hollowell,
Commissioner Pct. #1




Adam Arendt,
Commission Pct. #3



Pam Harrison,
Cooke County Clerk



Jason Snuggs,
Commissioner Pct. #2



Matt Sicking,
Commissioner Pct. #4



AFFIDAVIT

STATE OF TEXAS

COUNTY OF COOKE

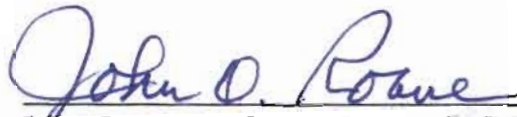
The members of the Commissioners' Court of Cooke County, Texas, state as follows:

The requirement of Subsection (C) of the Texas Local Government Code, §114.026 have been met for the term of April 2023. The amount of cash and other assets in the custody of the County Treasurer at the time of examination are:


Cash (includes on hand, money market accounts, and short-term investments) \$ 43,825,332.64

Other Assets (long term investments) \$ 0.00

Sworn to and subscribed this 12 day of June 2023.


John O. Roane, Cooke County Judge


Gary Hollowell, Commissioner, Pct 1


Jason Snuggs, Commissioner, Pct 2


Adam Arendt, Commissioner, Pct 3


Matt Sicking, Commissioner, Pct 4

ATTEST:


Pam Harrison, County Clerk



Security Description	Rate	Maturity Date	Original Face	Market Price	Haircut Required	CUSIP
Security Description	Rate	Issue Date	Current Face	Market Value		
Pledge collateral As of 05/01/23						
FEDERAL FARM CR BKS		09/10/2035	2,640,000.00	73.851318	110.0000	3133EL6C3
CONS BD 1.73%35	1.730000	09/10/2020	2,640,000.00	1,949,674.80		
FEDERAL FARM CR BKS		05/14/2035	10,000,000.00	76.170874	110.0000	3133ELZB3
CONS BD 1.95%35	1.950000	05/14/2020	10,000,000.00	7,617,087.40		
FHLMC UMBS	30Y FIXED	02/01/2051	2,614,672.00	78.757594	110.0000	3133KLAL1
1.500 20510201	1.500000	01/01/2021	2,373,364.18	1,869,204.53		
FNMA MEGA	ADJ SINGLE	09/01/2039	5,000,000.00	102.025114	110.0000	3138ESAM0
2.560 20390901	4.204000	02/01/2017	1,000,087.70	1,020,340.62		
FNMA UMBS	INT 15 YEAR	03/01/2036	5,775,000.00	90.247974	110.0000	3140QHPU3
2.000 20360301	2.000000	03/01/2021	4,242,616.69	3,828,875.61		
Totals			Original Face/Par	26,029,672.00		
			Current Face	20,256,068.57	16,285,182.96	Market Value
Deposit Information	Current Balance	04/28/2023	8,443,341.32	Minimum Coll. Required	8,996,169.36	
	FDIC Insurance		265,005.54	Variance	181.02%	
	Other Balance		.00			
	Net Deposit		8,178,335.78			



PAGE 1 04/28/23 19:46:53
HOLDINGS BAPN032N
CC1 PROD

FEDERAL RESERVE BANK PLEDGEE

DISTRB PT J1
AS OF CLOSE OF BUSINESS 04-28-2023

PLEDGEE: COOKE COUNTY J7BM INSTITUTION ID: #J7BM
100 S. DIXON
RM. 106

GAINESVILLE TX 76240

HOLDER : 082900432 - SIMMONS PB AR

RESP FRB:H2

ACCOUNT: J7BM - *COOKE COUNTY

CUSIP #

BVF

PAR

BALANCE

BOOK VALUE

3133ELZB3	1.95	FCOR 21-35 AN	05-14-35	1.0000000000
10,000,000.00		10,000,000.00		
3133EL6C3	1.73	FCOR 21-35 AX	09-10-35	1.0000000000
2,640,000.00		2,640,000.00		
3133KLAL1	FEPC 01.500	CLRA4511	02-01-51	0.9077101000
2,614,672.00		2,373,364.18		
3138ESAM0	FNAR XX.XXX	WSAL9911	09-01-39	0.2000175400
5,000,000.00		1,000,087.70		
3140QHPU3	FNMS 02.000	CICA9434	03-01-36	0.7346522400
5,775,000.00		4,242,616.69		

SUBTOTAL:

26,029,672.00 20,256,068.57

GRAND TOTAL:

26,029,672.00 20,256,068.57

TOTALS

PRIOR MONTH ENDING BANK STATEMENT BALANCE \$5,742,320.35
 CLEARED DEPOSITS \$1,828,416.02
 CLEARED ADDITIONS \$1,114,692.50
 CLEARED CHECKS \$2,360,989.34
 CLEARED DEDUCTIONS \$103,916.45

139
 5
 365
 5

CURRENT MONTH ENDING BANK STATEMENT BALANCE \$5,220,523.08

CURRENT MONTH ENDING BANK STATEMENT BALANCE \$5,220,523.08
 BANK STATEMENT BALANCE \$5,220,523.08
 OUTSTANDING DEPOSITS \$465.00
 OUTSTANDING ADDITIONS \$.00
 OUTSTANDING CHECKS \$720,885.78
 OUTSTANDING DEDUCTIONS \$.00

1
 800

RECONCILED BOOK BALANCE \$4,500,102.30
 ENDING STATEMENT DATE 04/30/2023

CLERK: PB

C.D. INVESTMENTS

SIMMONS BANK

APRIL 2023

<u>C.D.#</u>	<u>PURCHASE DATE</u>	<u>AMOUNT</u>	<u>MAT. DATE</u>
Library Liddell 2363	Jan 25, 2023	7,500.00	Jan 25, 2025
Library Liddell 2389	Jan 25, 2023	7,500.00	Jan 25, 2025
Library Rosenstein 5099	Dec 12, 2020	11,000.00	Dec 12, 2023
Library Rosenstein 8294	Mar 16, 2021	8,000.00	Mar 24, 2024

INT. EARNED MONTHLY:

2-Liddell CD's @ 2.25%
Rosenstein #5099 CD @ 1.00%
Rosenstein #8294 CD @ .60%

Interest is deposited into the Treasurer's Fund. The 4 Library's CDs' interest is deposited quarterly.

THE FIRST STATE BANK

<u>C.D.#</u>	<u>PURCHASE DATE</u>	<u>AMOUNT</u>	<u>MAT. DATE</u>
GEN/7619049	Dec 17, 2022	250,000.00	March 17, 2024

INT. EARNED MONTHLY:

Gen CD @ 4.00

Interest accrues monthly and is deposited monthly with depository bank into the Treasurer's Fund

INVESTMENTS-TEXPOOL
PATTY BRENNAN, COOKE COUNTY TREASURER
APRIL 2023

ACCT NAME	BALANCE FORWARD	DEPOSITS	WITH-DRAWALS	CURRENT INTEREST	ENDING BALANCE
GENERAL	\$ 5,775,967.03	\$ -	\$ -	\$ 22,779.79	\$ 5,798,746.82
R & B -1	\$ 965,623.82	\$ -	\$ -	\$ 3,808.34	\$ 969,432.16
R & B -2	\$ 511,738.49	\$ -	\$ -	\$ 2,018.23	\$ 513,756.72
R & B -3	\$ 701,849.10	\$ -	\$ -	\$ 2,768.00	\$ 704,617.10
R & B -4	\$ 1,085,456.39	\$ -	\$ -	\$ 4,280.92	\$ 1,089,737.31
FM & L	\$ 285,071.56	\$ -	\$ -	\$ 1,124.28	\$ 286,195.84
STATE FUNDS	\$ 10,337.18	\$ -	\$ -	\$ 40.79	\$ 10,377.97
REC PRESV	\$ 65,805.14	\$ -	\$ -	\$ 259.53	\$ 66,064.67
ADULT PROB	\$ 209,499.77	\$ -	\$ -	\$ 826.24	\$ 210,326.01
COURT REP	\$ 9,700.09	\$ -	\$ -	\$ 38.25	\$ 9,738.34
PERM IMP	\$ 878,903.88	\$ -	\$ -	\$ 3,466.30	\$ 882,370.18
LAW ENFORCEMENT ED	\$ 10,906.43	\$ -	\$ -	\$ 43.00	\$ 10,949.43
JP-CH SECURITY	\$ 31,641.00	\$ -	\$ -	\$ 124.80	\$ 31,765.80
DIST CLK RECORDS MGMT	\$ 16,367.20	\$ -	\$ -	\$ 64.58	\$ 16,431.78
DIST CLK ARCHIVE	\$ 4,363.38	\$ -	\$ -	\$ 17.13	\$ 4,380.51
LAW LIBRARY	\$ 120,292.09	\$ -	\$ -	\$ 474.41	\$ 120,766.50
JP TECH	\$ 28,647.67	\$ -	\$ -	\$ 112.98	\$ 28,760.65
C H SECURITY	\$ 100,625.96	\$ -	\$ -	\$ 396.83	\$ 101,022.79
LIBRARY	\$ 25,944.13	\$ -	\$ -	\$ 102.35	\$ 26,046.48
ARCHIVE	\$ 79,498.66	\$ -	\$ -	\$ 313.55	\$ 79,812.21
DIST ATTY FORFEITURE	\$ 39,177.28	\$ -	\$ -	\$ 154.49	\$ 39,331.77
SHERIFF FORFEITURE	\$ 66,677.23	\$ -	\$ -	\$ 262.94	\$ 66,940.17
JAIL COMMISSARY	\$ 86,446.49	\$ -	\$ -	\$ 340.94	\$ 86,787.43
2004 GO-REFUNDING	\$ 104,692.09	\$ -	\$ -	\$ 412.92	\$ 105,105.01
HOTEL/MOTEL TAX	\$ 276,344.69	\$ -	\$ -	\$ 1,089.86	\$ 277,434.55
AMERICAN RESCUE GRANT	\$ 825,171.95	\$ -	\$ -	\$ 3,254.37	\$ 828,426.32
TOTAL: TREAS FUND	\$ 12,316,748.70	\$ -	\$ -	\$ 48,575.82	\$ 12,365,324.52

YEAR - TO - DATE INTEREST	BAL FORWARD:	CURRENT INT.:	BALANCE:
	\$ 194,237.40	\$ 48,575.82	\$ 242,813.22

AVG. YEILD FOR APR 2023 4.80% MKT VALUE/ SHARI \$ 1.00

**INVESTMENTS-TEX STAR
PATTY BRENNAN, COOKE COUNTY TREASURER
APRIL 2023**

ACCT NAME	BALANCE FORWARD	DEPOSITS	WITH-DRAWALS	CURRENT INTEREST	ENDING BALANCE
GENERAL	\$ 5,661,510.23	\$ -	\$ -	\$ 22,466.23	\$ 5,683,976.46
R & B -1	\$ 646,129.09	\$ -	\$ -	\$ 2,563.94	\$ 648,693.03
R & B -2	\$ 283,814.13	\$ -	\$ -	\$ 1,126.22	\$ 284,940.35
R & B -3	\$ 425,202.68	\$ -	\$ -	\$ 1,687.28	\$ 426,889.96
R & B -4	\$ 719,100.56	\$ -	\$ -	\$ 2,853.50	\$ 721,954.06
FM & L	\$ 271,958.12	\$ -	\$ -	\$ 1,079.19	\$ 273,037.31
ADULT PROBATION	\$ 158,250.38	\$ -	\$ -	\$ 627.99	\$ 158,878.37
PERM IMP	\$ 816,203.95	\$ -	\$ -	\$ 3,238.85	\$ 819,442.80
CC LIBRARY	\$ 25,511.54	\$ -	\$ -	\$ 101.24	\$ 25,612.78
COURTHOUSE SECURITY	\$ 100,810.10	\$ -	\$ -	\$ 400.03	\$ 101,210.13
ARCHIVE FEES	\$ 68,512.06	\$ -	\$ -	\$ 271.86	\$ 68,783.92
2012 GO REFUNDING	\$ 102,988.75	\$ -	\$ -	\$ 408.69	\$ 103,397.44
JAIL COMMISSARY	\$ 50,778.15	\$ -	\$ -	\$ 201.50	\$ 50,979.65
HOTEL/MOTEL TAX	\$ 192,799.06	\$ -	\$ -	\$ 765.06	\$ 193,564.12
AMERICAN RESCUE GRANT	\$ 676,048.69	\$ -	\$ -	\$ 2,682.24	\$ 678,730.93
TOTAL: TREAS FUND	\$ 10,199,617.49	\$ -	\$ -	\$ 40,473.82	\$ 10,240,091.31

YEAR - TO - DATE INTEREST	BAL FORWARD	CURRENT INT.	BALANCE
	\$ 161,650.44	\$ 40,473.82	\$ 202,124.26

AVG. YEILD FOR APR 2023 4.83% MKT VALUE / SHARE \$ 1.00

**INVESTMENTS-LOGIC
PATTY BRENNAN, COOKE COUNTY TREASURER
APRIL 2023**

ACCT NAME	BALANCE FORWARD	DEPOSITS	WITH-DRAWALS	CURRENT INTEREST	ENDING BALANCE
GENERAL	\$ 3,970,092.71	\$ -	\$ -	\$ 16,301.26	\$ 3,986,393.97
R & B -1	\$ 984,091.64	\$ -	\$ -	\$ 4,040.70	\$ 988,132.34
R & B -2	\$ 486,020.48	\$ -	\$ -	\$ 1,995.59	\$ 488,016.07
R & B -3	\$ 983,264.61	\$ -	\$ -	\$ 4,037.32	\$ 987,301.93
R & B -4	\$ 1,233,774.33	\$ -	\$ -	\$ 5,065.91	\$ 1,238,840.24
FM & L	\$ 289,337.73	\$ -	\$ -	\$ 1,188.03	\$ 290,525.76
ADULT PROBATION	\$ 194,626.33	\$ -	\$ 10,000.00	\$ 789.56	\$ 185,415.89
PERM IMP	\$ 781,419.45	\$ -	\$ -	\$ 3,208.55	\$ 784,628.00
LAW LIBRARY	\$ 73,415.12	\$ -	\$ -	\$ 301.44	\$ 73,716.56
COURTHOUSE SECURITY	\$ 95,566.32	\$ -	\$ -	\$ 392.40	\$ 95,958.72
CC LIBRARY	\$ 25,549.66	\$ -	\$ -	\$ 104.93	\$ 25,654.59
RECORDS MANAGEMENT	\$ 21,474.17	\$ -	\$ -	\$ 88.16	\$ 21,562.33
ARCHIVE FEES	\$ 78,686.99	\$ -	\$ -	\$ 323.09	\$ 79,010.08
DIST ATTY FORFEITURE	\$ 42,559.27	\$ -	\$ -	\$ 174.73	\$ 42,734.00
SHERIFF FOREITURE	\$ 62,489.91	\$ -	\$ -	\$ 256.58	\$ 62,746.49
JAIL COMMISSARY	\$ 30,720.80	\$ -	\$ -	\$ 126.15	\$ 30,846.95
2012 GO REFUNDING	\$ 249,024.83	\$ -	\$ -	\$ 1,022.51	\$ 250,047.34
HOTEL TAX FUND	\$ 180,029.79	\$ -	\$ -	\$ 739.18	\$ 180,768.97
AMERICAN RESCUE GRANT	\$ 681,296.56	\$ -	\$ -	\$ 2,796.94	\$ 684,093.50
TOTAL: TREAS FUND	\$ 10,463,440.70	\$ -	\$ 10,000.00	\$ 42,953.03	\$ 10,496,393.73

YEAR - TO - DATE INTEREST	BAL FORWARD	CURRENT INT.	BALANCE
	\$ 228,823.98	\$ 42,953.03	\$ 271,777.01

AVG. YEILD FOR APR 2023 5.00% MKT VALU/SHARE \$ 1.00

Activity Type Date Receipt	Description Rate Security	Maturity	SK Receipt(s)	Par/Shares Original Face Withholding	Principal Interest/Dividend Net Amount
Upcoming Activity					
RECEIPTS					
05/01/2023	FARMER MAC	01/25/2024		1,025,000.00	995,856.18
409007511	31422XSMS			.00	2,159.33
05/02/2023	WELLS FARGO BANK NATL ASSN	05/02/2025		249,000.00	998,015.51
409007515	949764BP8			.00	249,000.00
05/03/2023	MORGAN STANLEY BK N A	05/05/2025		244,000.00	249,000.00
409007513	61690USF3			.00	244,000.00
05/03/2023	MORGAN STANLEY PRIVATE BK NATL	05/05/2025		244,000.00	244,000.00
409007514	61768ESV6			.00	244,000.00
05/12/2023	FIRST TECHNOLOGY FEDERAL CREDI	05/12/2025		249,000.00	249,000.00
409007512	4.90			.00	249,000.00
Total	RECEIPTS			2,011,000.00	1,981,856.18
MATURITIES					
05/01/2023	UNITED STATES TREAS NOTE	04/30/2023		1,000,000.00	.00
286005501	91282CBX8			.00	.00
Total	MATURITIES			1,000,000.00	.00
INTEREST					
05/01/2023	UNITED STATES TREAS NOTE	04/30/2023		.00	.00
286005501	91282CBX8			.00	625.00
05/04/2023	CAPITAL ONE BANK USA NA CD	05/06/2024		.00	3,232.71
409001971	14042TFT9			.00	3,232.71
05/04/2023	CAPITAL ONE NA CD	05/06/2024		.00	.00
409001972	14042RQX2			.00	3,232.71
05/24/2023	FEDERAL HOME LN MTG CORP	11/24/2023		.00	.00
408000957	3134GXCA0			.00	1,600.00
					1,600.00



Activity Type	Description	Maturity	SK Receipt(s)	Par/Shares Original Face Withholding	Interest/Dividend Net Amount	Principal
Upcoming Activity						
INTEREST						
Total	INTEREST			.00 .00 .00		.00 8,690.42 8,690.42

PNC and PNC Bank are registered marks of The PNC Financial Services Group, Inc. (PNC).
PNC makes no representations as to the accuracy or completeness of the information herein.



COOKE COUNTY
16960003

Custody Holdings for Currency USD

As of 04/30/2023
Page 3

Security Receipt	Trade Date Settlement Date	Cost Basis	Par/Shares Original Face	Description Rate, Maturity	Principal Cost Market Value	Date Priced
14042RQX2	04/27/2022	100.000000	246,000.00	CAPITAL ONE NA CD	246,000.00	
409001972	05/05/2022		.00	SET-UP	240,607.79	04/28/2023
				2.65, 05/06/2024		
14042FT9	04/27/2022	100.000000	246,000.00	CAPITAL ONE BANK USA NA CD	246,000.00	
409001971	05/05/2022		.00	SET-UP	240,607.79	04/28/2023
				2.65, 05/06/2024		
3134GXCA0	11/30/2021	99.645700	1,000,000.00	FEDERAL HOME LN MTG CORP	996,457.00	
408000957	12/02/2021		.00	.32, 11/24/2023	973,092.19	04/28/2023
91282CDA6	03/16/2022	97.885500	2,000,000.00	UNITED STATES TREAS NTS	1,957,710.00	
409001431	03/18/2022		.00	.25, 09/30/2023	1,962,187.50	04/28/2023
Total USD Par			3,492,000.00	Total USD Cost	3,446,167.00	
Total USD Original Face			3,492,000.00	Total USD Market Value	3,416,495.27	

PNC and PNC Bank are registered marks of The PNC Financial Services Group, Inc. (PNC).
PNC makes no representations as to the accuracy or completeness of the information herein.



FUND NAME	CHECKING ACCOUNT	CHECKING AMOUNT	TDOA ACCOUNT	TDOA AMOUNT	FUND TOTAL
2023 001 GENERAL	TREAS FUND	2,535,544.59	TEXPOOL LOGIC T-BILLS CERT DEPOS	5,798,746.82 3,986,393.97 5,683,976.46 3,959,373.43 742,000.00	22,706,035.27
2023 011 ROAD & BRIDGE 1	TREAS FUND	239,430.74	TEXPOOL LOGIC TEXSTAR	969,432.16 988,132.34 648,693.03	2,845,688.27
2023 012 ROAD & BRIDGE 2	TREAS FUND	245,632.43	TEXPOOL LOGIC TEXSTAR	513,756.72 488,016.07 284,940.35	1,532,345.57
2023 013 ROAD & BRIDGE 3	TREAS FUND	232,479.06	TEXPOOL LOGIC TEXSTAR	704,617.10 987,301.93 426,889.96	2,351,288.05
2023 014 ROAD & BRIDGE 4	TREAS FUND	277,136.79	TEXPOOL LOGIC TEXSTAR	1,089,737.31 1,238,840.24 721,954.06	3,327,668.40
2023 019 FM & LATERAL	TREAS FUND	20,727.93	TEXPOOL LOGIC TEXSTAR	286,195.84 290,525.76 273,037.31	870,486.84
2023 020 TJPC	TREAS FUND	36,425.59	TEXPOOL LOGIC TEXSTAR		36,425.59
2023 021 JUVENILE PROB-ISP	TREAS FUND		TEXPOOL LOGIC TEXSTAR		
2023 022 JUVENILE PROBATION	TREAS FUND	49,984.02	TEXPOOL LOGIC TEXSTAR		49,984.02
2023 023 JUVENILE PROB. IV-E	TREAS FUND	108.14	TEXPOOL LOGIC TEXSTAR		108.14
2023 024 JUVENILE DELINQUENCY PREVENT	TREAS FUND	29,453.81	TEXPOOL LOGIC TEXSTAR		29,453.81
2023 028 ADULT PROBATION	TREAS FUND	9,824.37	TEXPOOL LOGIC TEXSTAR	210,326.01 185,445.89 158,878.37	564,444.64
2023 029 COMMUNITY CORRECTIONS	TREAS FUND	14,819.31	TEXPOOL LOGIC		14,819.31
2023 031 CONTRACT ELECTIONS	TREAS FUND	23,048.32	TEXPOOL LOGIC		23,048.32
2023 032 DISTRICT CLERK PRESERVATION	TREAS FUND	259,898.74	TEXPOOL LOGIC		259,898.74

FUND NAME	CHECKING ACCOUNT	CHECKING AMOUNT	TDOA ACCOUNT	TDOA AMOUNT	FUND TOTAL
2023 033 COUNTY/DISTRICT TECHNOLOGY	TREAS FUND	12,317.75	TEXPOOL LOGIC TEXSTAR		12,317.75
2023 034 COURT REPORTER	TREAS FUND	19,121.73	TEXPOOL LOGIC TEXSTAR	9,738.34	28,860.07
2023 035 PERMANENT IMPROVEMENT	TREAS FUND	79,570.18	TEXPOOL LOGIC TEXSTAR STONE	882,370.18 784,628.00 819,442.80	2,566,011.16
2023 037 LAW ENFORCEMENT BD	TREAS FUND	7,816.50	TEXPOOL LOGIC TEXSTAR	10,949.43	18,765.93
2023 038 JP TECH	TREAS FUND	13,895.41	TEXPOOL LOGIC TEXSTAR	28,760.65	42,656.06
2023 040 LAW LIBRARY	TREAS FUND	26,704.57	TEXPOOL LOGIC TEXSTAR	120,766.50 73,716.56	221,187.63
2023 041 CC LIBRARY FUND	TREAS FUND	12,231.37	TEXPOOL LOGIC TEXSTAR	26,046.48 25,654.59 25,612.78	89,545.22
2023 042 CC HISTORICAL COMM.	TREAS FUND	2,600.54	TEXPOOL LOGIC TEXSTAR	31,765.80	2,600.54
2023 043 JP COURTHOUSE SECURITY	TREAS FUND	26,318.23	TEXPOOL LOGIC TEXSTAR	58,084.03	
2023 044 COURTHOUSE SECURITY	TREAS FUND	24,826.98	TEXPOOL LOGIC TEXSTAR	101,022.79 95,958.72 101,210.13	323,018.62
2023 046 CHAPTER 19	TREAS FUND	161.22-	TEXPOOL		161.22-
2023 047 CC RECORDS MANAGEMENT	TREAS FUND	17,214.48	TEXPOOL		17,214.48
2023 048 COUNTY RECORDS MANAGEMENT	TREAS FUND	7,311.74	TEXPOOL LOGIC TEXSTAR	21,562.33	28,874.07
2023 049 CC RECORDS PRESERVATION	TREAS FUND	14,103.23	TEXPOOL LOGIC TEXSTAR	66,064.67	80,167.90
2023 050 DIST CLERK RECORDS MANAGEMENT	TREAS FUND	39,218.94	TEXPOOL LOGIC TEXSTAR	16,431.78	55,650.72

FUND NAME	CHECKING ACCOUNT	CHECKING AMOUNT	TDOA ACCOUNT	TDOA AMOUNT	FUND TOTAL
2023 051 DISTRICT CLERK ARCHIVE	TREAS FUND	29,512.80	TEXPOOL LOGIC	4,380.51	33,893.31
2023 052 COUNTY CLERK ARCHIVE FEE	TREAS FUND	20,040.97	TEXPOOL LOGIC	79,812.21	247,647.18
2023 053 CA CHECK COLLECTING	TREAS FUND	566.18	TEXPOOL LOGIC	68,783.92	566.18
2023 054 DA CHECK COLLECTING	TREAS FUND	375.34	TEXPOOL LOGIC	39,331.77	375.34
2023 056 DISTRICT ATTY FORFEITURE	TREAS FUND	10,500.29	TEXPOOL LOGIC	42,734.00	92,566.06
2023 057 D A SEIZURE FUND	TREAS FUND	177,012.90	TEXPOOL LOGIC	66,940.17	177,012.90
2023 058 SHERIFF FORFEITURE	TREAS FUND	17,585.38	TEXPOOL LOGIC	62,746.49	147,272.04
2023 059 JAIL COMMISSARY	TREAS FUND	31,962.99	TEXPOOL LOGIC	86,787.43	200,577.02
2023 061 2004 GO REFUNDING DEBT SERVITREAS FUND	TREAS FUND	94,970.74	TEXPOOL LOGIC	105,105.01	553,520.53
2023 088 STATE FEES	TREAS FUND	25,590.27	TEXPOOL LOGIC	103,397.44	35,968.24
2023 090 OFFICER'S TRUST	TREAS FUND		TEXPOOL LOGIC	10,377.97	
2023 091 LIBRARY TRUST - LIDDELL	TREAS FUND	1,440.27	CERT DEPOS	15,000.00	16,440.27
2023 092 LIBRARY TRUST - ROSENSTEIN	TREAS FUND	216.07	CERT DEPOS	19,000.00	19,216.07
2023 093 TAX ASSESSOR COLLECTOR ACCOU					
2023 094 COUNTY CLERK ACCOUNTS					
2023 095 DISTRICT CLERK ACCOUNTS					
2023 096 SHERIFF'S OFFICE ACCOUNTS					
2023 097 COUNTY ATTORNEY ACCOUNT					
2023 098 PAYROLL CLEARING	PAYROLL				
2023 099 DISTRICT ATTORNEY RESTITUTIO					

FUND NAME	CHECKING ACCOUNT	CHECKING AMOUNT	TDOA ACCOUNT	TDOA AMOUNT	FUND TOTAL
2023 100 CHILD ABUSE PREVENTION FUND	TREAS FUND	502.48	TEXPOOL LOGIC	502.48	502.48
2023 101 PRETRIAL DIVERSION	TREAS FUND	19,320.03	TEXPOOL LOGIC	19,320.03	19,320.03
2023 102 HOTEL OCCUPANCY TAX FUND	TREAS FUND	84,317.17	TEXPOOL LOGIC TEXSTAR	277,434.55 180,768.97 193,564.12	736,084.81
2023 103 HAVA GRANT FUND					
2023 104 AMERICAN RESCUE PROG GRANT	TREAS FUND	287,287.00	TEXPOOL LOGIC TEXSTAR	828,426.32 684,093.50 678,730.93	2,478,537.75
2023 105 JUNIOR EMS PROGRAM					
2023 106 PAUPERS CEMETERY					
2023 107 OPIOID SETTLEMENT FUNDS	TREAS FUND	63,110.12	TEXPOOL LOGIC TEXSTAR	63,110.12	63,110.12
TOTAL		4,622,117.79		37,837,182.99	42,459,300.78

CHECK ACCOUNT

ACCOUNT BALANCE - TREAS FUND

CHECK 4,622,117.79

TOTAL

4,622,117.79

TDOA ACCOUNT

ACCOUNT BALANCE - TEXPOOL
ACCOUNT BALANCE - LOGIC
ACCOUNT BALANCE - TEXSTAR
ACCOUNT BALANCE - T-BILLS
ACCOUNT BALANCE - CERT DEPOS

TDOA 12,365,324.52
10,496,393.73
10,240,091.31
3,959,373.43
776,000.00

TOTAL

37,837,182.99

ACCOUNT NAME	BEGINNING CASH BALANCE	CASH RECEIPTS	CASH DISBURSEMENTS	ENDING CASH BALANCE
2023 001 GENERAL - GENERAL FUND	2,891,302.54	1,431,537.32	1,787,295.27	2,535,544.59
CASH ON HAND	2,426.50	6,381.00	.00	8,807.50
CASH INVESTED - TEXPOOL	5,775,967.03	22,779.79	.00	5,798,746.82
CASH INVESTED - LOGIC	3,970,092.71	16,301.26	.00	3,986,393.97
CASH INVESTED - TEXSTAR	5,661,510.23	22,466.23	.00	5,683,976.46
CASH INVESTED - STONE CASTLE	.00	.00	.00	.00
T-BILLS - INVESTMENTS	3,959,373.43	.00	.00	3,959,373.43
CASH INVESTMENT-CD	742,000.00	.00	.00	742,000.00
FUND TOTALS	23,002,672.44	1,499,465.60	1,787,295.27	22,714,842.77
2023 011 ROAD & BRIDGE 1	312,798.82	49,731.04	123,099.12	239,430.74
CASH - ROAD & BRIDGE # 1	965,623.82	3,808.34	.00	969,432.16
CASH INVESTED - TEXPOOL	848,091.64	4,040.70	.00	852,132.34
CASH INVESTED - LOGIC	646,129.09	2,563.94	.00	648,693.03
CASH INVESTED - TEXSTAR	.00	.00	.00	.00
T-BILL INVESTMENTS	.00	.00	.00	.00
FUND TOTALS	2,908,643.37	60,144.02	123,099.12	2,845,688.27
2023 012 ROAD & BRIDGE 2	302,553.77	49,812.84	106,734.18	245,632.43
CASH - ROAD & BRIDGE # 2	511,738.49	2,018.23	.00	513,756.72
CASH INVESTED - TEXPOOL	486,020.48	1,995.59	.00	488,016.07
CASH INVESTED - LOGIC	283,814.13	1,126.22	.00	284,940.35
CASH INVESTED - TEXSTAR	.00	.00	.00	.00
T-BILL INVESTMENTS	.00	.00	.00	.00
FUND TOTALS	1,584,126.87	54,952.88	106,734.18	1,532,345.57
2023 013 ROAD & BRIDGE 3	343,955.94	49,548.69	161,025.57	232,479.06
CASH - ROAD & BRIDGE # 3	701,849.10	2,768.00	.00	704,617.10
CASH INVESTED - TEXPOOL	983,264.61	4,037.32	.00	987,301.93
CASH INVESTED - LOGIC	425,202.68	1,687.28	.00	426,889.96
CASH INVESTED - TEXSTAR	.00	.00	.00	.00
T-BILL INVESTMENTS	.00	.00	.00	.00
FUND TOTALS	2,454,272.33	58,041.29	161,025.57	2,351,288.05
2023 014 ROAD & BRIDGE 4	330,604.61	49,789.91	103,257.73	277,136.79
CASH - ROAD & BRIDGE # 4	1,085,456.39	4,280.92	.00	1,089,737.31
CASH INVESTED - TEXPOOL	1,233,774.33	5,065.91	.00	1,238,840.24
CASH INVESTED - LOGIC	719,100.56	2,853.50	.00	721,954.06
CASH INVESTED - TEXSTAR	.00	.00	.00	.00
T-BILL INVESTMENTS	.00	.00	.00	.00
FUND TOTALS	3,368,935.89	61,990.24	103,257.73	3,327,668.40
2023 019 FM & LATERAL	20,543.52	184.43	.02	20,727.93
CASH - FM & LATERAL	285,071.56	1,124.28	.00	286,195.84
CASH INVESTED - LOGIC	289,337.73	1,188.03	.00	290,525.76
CASH INVESTED - TEXSTAR	271,958.12	1,079.19	.00	273,037.31
T-BILL INVESTMENT	.00	.00	.00	.00
FUND TOTALS	866,910.93	3,575.93	.02	870,486.84
2023 020 TUPC	33,322.28	24,189.00	21,085.69	36,425.59
CASH - T.J.P.C.	.00	.00	.00	.00
CASH INVESTED - LOGIC	.00	.00	.00	.00
CASH INVESTED - TEXSTAR	.00	.00	.00	.00

ACCOUNT NAME	BEGINNING CASH BALANCE	CASH RECEIPTS	CASH DISBURSEMENTS	ENDING CASH BALANCE
2023 021 JUVENILE PROB-ISP	33,322.28	24,189.00	21,085.69	36,425.59
CASH - JUVENILE PROBATION INVESTMENTS	.00	.00	.00	.00
CASH INVESTED - LOGIC	.00	.00	.00	.00
CASH INVESTED - TEXSTAR	.00	.00	.00	.00
FUND TOTALS	.00	.00	.00	.00
2023 022 JUVENILE PROBATION	49,651.81	332.21	.00	49,984.02
CASH - JUV. PROB. DIV INVESTMENTS	.00	.00	.00	.00
FUND TOTALS	49,651.81	332.21	.00	49,984.02
2023 023 JUVENILE PROB. IV-E	107.83	.31	.00	108.14
CASH - IV-E	.00	.00	.00	.00
CASH INVESTED - LOGIC	.00	.00	.00	.00
CASH INVESTED - TEXSTAR	.00	.00	.00	.00
FUND TOTALS	107.83	.31	.00	108.14
2023 024 JUVENILE DELINQUENCY PREVENTN	25,976.94	3,476.87	.00	29,453.81
CASH - JUVENILE DELINQUENCY PR INVESTMENTS	.00	.00	.00	.00
CASH INVESTED - LOGIC	.00	.00	.00	.00
CASH INVESTED - TEXSTAR	.00	.00	.00	.00
FUND TOTALS	25,976.94	3,476.87	.00	29,453.81
2023 028 ADULT PROBATION	16,433.99	29,608.98	36,218.60	9,824.37
CASH - ADULT PROBATION	75.00	.00	.00	75.00
CASH ON HAND	209,499.77	826.24	.00	210,326.01
CASH INVESTED - TEXPOOL	184,626.33	789.56	.00	185,415.89
CASH INVESTED - LOGIC	158,250.38	627.99	.00	158,878.37
CASH INVESTED - TEXSTAR	568,885.47	31,852.77	36,218.60	564,519.64
FUND TOTALS	20,495.23	.00	5,675.92	14,819.31
2023 029 COMMUNITY CORRECTIONS	20,495.23	.00	.00	20,495.23
CASH - COMMUNITY CORRECTI INVESTMENTS	.00	.00	.00	.00
CASH INVESTED - LOGIC	.00	.00	.00	.00
FUND TOTALS	20,495.23	.00	.00	20,495.23
2023 031 CONTRACT ELECTIONS	22,981.04	67.28	.00	23,048.32
CASH - CONTRACT ELECTIONS	.00	.00	.00	.00
CASH INVESTED - TEXPOOL	.00	.00	.00	.00
CASH INVESTED - LOGIC	.00	.00	.00	.00
FUND TOTALS	22,981.04	67.28	.00	23,048.32
2023 032 DISTRICT CLERK PRESERVATION	258,696.34	170.00	1,372.40	259,898.74
CASH - DISTRICT CLERK PRESERVATI INVESTMENTS	.00	.00	.00	.00
CASH INVESTED - LOGIC	.00	.00	.00	.00
CASH INVESTED - TEXSTAR	.00	.00	.00	.00
FUND TOTALS	258,696.34	170.00	1,372.40	259,898.74
2023 033 COUNTY/DISTRICT TECHNOLOGY FUN	11,946.88	370.87	.00	12,317.75
CASH - COUNTY/DISTRICT TECH				

ACCOUNT NAME	BEGINNING CASH BALANCE	CASH RECEIPTS	CASH DISBURSEMENTS	ENDING CASH BALANCE
2023 034 COURT REPORTER				
CASH - COURT REPORTER FUND	18,012.48	1,687.62	578.37	19,121.73
INVESTMENTS	9,700.09	38.25	.00	9,738.34
CASH INVESTED - LOGIC	.00	.00	.00	.00
CASH INVESTED - TEXSTAR	.00	.00	.00	.00
FUND TOTALS	27,712.57	1,725.87	578.37	28,860.07
2023 035 PERMANENT IMPROVEMENT				
CASH - PERMANENT IMPROVEM	64,905.22	14,664.96	.00	79,570.18
CASH INVESTED - TEXTPOOL	878,903.88	3,466.30	.00	882,370.18
CASH INVESTED - LOGIC	781,419.45	3,208.55	.00	784,628.00
CASH INVESTED - TEXSTAR	816,203.95	3,238.85	.00	819,442.80
STONE CASTLE	.00	.00	.00	.00
T-BILL INVESTMENTS	.00	.00	.00	.00
FUND TOTALS	2,541,432.50	24,578.66	.00	2,566,011.16
2023 037 LAW ENFORCEMENT ED				
CASH - LAW ENFORCEMENT ED	7,795.93	22.57	2.00	7,816.50
CASH INVESTED	10,906.43	43.00	.00	10,949.43
CASH INVESTED - LOGIC	.00	.00	.00	.00
CASH INVESTED - TEXSTAR	.00	.00	.00	.00
FUND TOTALS	18,702.36	65.57	2.00	18,765.93
2023 038 JP TECH				
CASH - J P TECH FUND	12,092.58	2,975.21	1,172.38	13,895.41
INVESTMENTS	28,647.67	112.98	.00	28,760.65
CASH INVESTED - LOGIC	.00	.00	.00	.00
CASH INVESTED - TEXSTAR	.00	.00	.00	.00
FUND TOTALS	40,740.25	3,088.19	1,172.38	42,656.06
2023 040 LAW LIBRARY				
CASH - LAW LIBRARY	25,018.70	2,245.01	559.14	26,704.57
CASH INVESTED	120,292.09	474.41	.00	120,766.50
CASH INVESTED - LOGIC	73,415.12	301.44	.00	73,716.56
CASH INVESTED - TEXSTAR	.00	.00	.00	.00
FUND TOTALS	218,725.91	3,020.86	559.14	221,187.63
2023 041 CC LIBRARY FUND				
CASH - COOKE COUNTY LIBRA	12,859.26	844.38	1,472.27	12,231.37
CASH INVESTED	25,944.13	102.35	.00	26,046.48
CASH INVESTED - LOGIC	25,549.66	104.93	.00	25,654.59
CASH INVESTED - TEXSTAR	25,511.54	101.24	.00	25,612.78
T-BILL INVESTMENTS	.00	.00	.00	.00
FUND TOTALS	89,864.59	1,152.90	1,472.27	89,545.22
2023 042 CC HISTORICAL COMM				
CASH - COOKE CO. HISTORIC	2,592.97	7.57	.00	2,600.54
FUND TOTALS	2,592.97	7.57	.00	2,600.54
2023 043 JP COURTHOUSE SECURITY				
CASH - JP COURTHOUSE SECURITY	22,938.42	3,384.81	5.00	26,318.23
CASH INVESTED	31,641.00	124.80	.00	31,765.80

ACCOUNT NAME	BEGINNING CASH BALANCE	CASH RECEIPTS	CASH DISBURSEMENTS	ENDING CASH BALANCE
2023 044 COURT HOUSE SECURITY				
CASH - COURT HOUSE SECURITY	21,920.65	2,921.33	15.00-	24,826.98
CASH INVESTED	100,625.96	396.83	.00	101,022.79
CASH INVESTED - LOGIC	95,566.32	392.40	.00	95,958.72
CASH INVESTED - TEXSTAR	100,810.10	400.03	.00	101,210.13
FUND TOTALS	318,923.03	4,110.59	15.00-	323,018.62
2023 046 CHAPTER 19				
CASH - CHAPTER 19	107.57-	106.46	160.11-	161.22-
INVESTMENTS	.00	.00	.00	.00
FUND TOTALS	107.57-	106.46	160.11-	161.22-
2023 047 CC RECORDS MANAGEMENT				
CASH - CC RECORDS MANAGEMENT	15,830.74	1,383.74	.00	17,214.48
INVESTMENTS - TEXPOOL	.00	.00	.00	.00
FUND TOTALS	15,830.74	1,383.74	.00	17,214.48
2023 048 COUNTY RECORDS MANAGEMENT				
CASH - RECORDS MANAGEMENT	7,106.20	205.54	.00	7,311.74
CASH INVESTED - TEXPOOL	.00	.00	.00	.00
CASH INVESTED - LOGIC	21,474.17	88.16	.00	21,562.33
CASH INVESTED - TEXSTAR	.00	.00	.00	.00
FUND TOTALS	28,580.37	293.70	.00	28,874.07
2023 049 CC RECORDS PRESERVATION				
CASH - RECORDS PRESERVATION	6,724.77	7,378.46	.00	14,103.23
CASH INVESTED - TEXPOOL	65,805.14	259.53	.00	66,064.67
CASH INVESTED - LOGIC	.00	.00	.00	.00
CASH INVESTED - TEXSTAR	.00	.00	.00	.00
FUND TOTALS	72,529.91	7,637.99	.00	80,167.90
2023 050 DIST CLERK RECORDS MANAGEMENT				
CASH - D C RECORDS MANAGEMENT	36,463.62	2,755.32	.00	39,218.94
CASH INVESTED	16,367.20	64.58	.00	16,431.78
CASH INVESTED - LOGIC	.00	.00	.00	.00
CASH INVESTED - TEXSTAR	.00	.00	.00	.00
FUND TOTALS	52,830.82	2,819.90	.00	55,650.72
2023 051 DISTRICT CLERK ARCHIVE				
DISTRICT CLERK ARCHIVE	29,257.02	255.78	.00	29,512.80
INVESTMENTS	4,363.38	17.13	.00	4,380.51
CASH INVESTED - LOGIC	.00	.00	.00	.00
CASH INVESTED - TEXSTAR	.00	.00	.00	.00
FUND TOTALS	33,620.40	272.91	.00	33,893.31
2023 052 COUNTY CLERK ARCHIVE FEE				
CASH - RECORDS ARCHIVE	19,645.92	7,015.05	6,620.00-	20,040.97
INVESTMENTS	79,498.66	313.55	.00	79,812.21
CASH INVESTED - LOGIC	78,686.99	323.09	.00	79,010.08
CASH INVESTED - TEXSTAR	68,512.06	271.86	.00	68,783.92
FUND TOTALS	246,343.63	7,923.55	6,620.00-	247,647.18
2023 053 CA CHECK COLLECTING				
CASH - CHECK COLLECTING	491.18	75.00	.00	566.18

ACCOUNT NAME	BEGINNING CASH BALANCE	CASH RECEIPTS	CASH DISBURSEMENTS	ENDING CASH BALANCE
2023 054 DA CHECK COLLECTING	300.34	2,758.52	2,683.52	375.34
CASH INVESTED	.00	.00	.00	.00
CASH INVESTED - LOGIC	.00	.00	.00	.00
CASH INVESTED - TEXSTAR	.00	.00	.00	.00
FUND TOTALS	491.18	75.00	.00	566.18
2023 056 DISTRICT ATTY FORFEITURE	10,468.72	31.57	.00	10,500.29
CASH - D.A. FORFEITURE FU	39,177.28	154.49	.00	39,331.77
CASH INVESTED - TEXPOOL	42,559.27	174.73	.00	42,734.00
CASH INVESTED - LOGIC	.00	.00	.00	.00
CASH INVESTED - TEXSTAR	.00	.00	.00	.00
FUND TOTALS	92,205.27	360.79	.00	92,566.06
2023 057 D.A SEIZURE FUND	79,636.90	97,376.00	.00	177,012.90
CASH - SEIZURE-LAW	.00	.00	.00	.00
INVESTMENTS	79,636.90	97,376.00	.00	177,012.90
FUND TOTALS	79,636.90	97,376.00	.00	177,012.90
2023 058 SHERIFF FORFEITURE	17,490.63	136.58	41.83	17,585.38
CASH - SHERIFF FORFEITURE	66,677.23	262.94	.00	66,940.17
INVESTMENTS	62,489.91	256.58	.00	62,746.49
CASH INVESTED - LOGIC	.00	.00	.00	.00
CASH INVESTED - TEXSTAR	.00	.00	.00	.00
FUND TOTALS	146,657.77	656.10	41.83	147,272.04
2023 059 JAIL COMMISSARY	29,742.57	2,612.71	392.29	31,962.99
CASH - JAIL COMMISSARY	86,446.49	340.94	.00	86,787.43
CASH INVESTED - TEXPOOL	30,720.80	126.15	.00	30,846.95
CASH INVESTED - LOGIC	50,778.15	201.50	.00	50,979.65
CASH INVESTED - TEXSTAR	197,688.01	3,281.30	392.29	200,577.02
FUND TOTALS	29,742.57	2,612.71	392.29	31,962.99
2023 061 2004 GO REFUNDING DEBT SERVICE	77,952.12	17,018.62	.00	94,970.74
CASH - 2004 GO REFUNDING D/S	104,692.09	412.92	.00	105,105.01
CASH INVESTED - TEXPOOL	249,024.83	1,022.51	.00	250,047.34
CASH INVESTED - LOGIC	102,988.75	408.69	.00	103,397.44
T-BILL INVESTMENTS	.00	.00	.00	.00
FUND TOTALS	534,657.79	18,862.74	.00	553,520.53
2023 088 STATE FEES	98,210.50	38,915.92	111,536.15	25,590.27
CASH - STATE FEES	10,337.18	40.79	.00	10,377.97
CASH INVESTED	.00	.00	.00	.00
CASH INVESTED - LOGIC	.00	.00	.00	.00
CASH INVESTED - TEXSTAR	.00	.00	.00	.00
FUND TOTALS	108,547.68	38,956.71	111,536.15	35,968.24
2023 090 OFFICER'S TRUST	.00	.00	.00	.00
CASH OFFICERS TRUST	.00	.00	.00	.00
CASH INVESTED	.00	.00	.00	.00
CASH INVESTED - LOGIC	.00	.00	.00	.00
FUND TOTALS	.00	.00	.00	.00
2023 091 LIBRARY TRUST - LIDDELL	1,360.79	79.48	.00	1,440.27
CASH-LIBRARY TRUST/LIDDELL				

ACCOUNT NAME	BEGINNING CASH BALANCE	CASH RECEIPTS	CASH DISBURSEMENTS	ENDING CASH BALANCE
2023 092 LIBRARY TRUST - ROSENSTEIN	203.67	12.40	.00	216.07
CASH-LIBRARY TRUST/ROSENSTEIN	19,000.00	.00	.00	19,000.00
CD INVESTMENT				
FUND TOTALS	19,203.67	12.40	.00	19,216.07
2023 093 TAX ASSESSOR COLLECTOR ACCOUNT	.00	.00	.00	.00
CASH - TAC PML-BOAT SALES TAX	.00	.00	.00	.00
CASH - TAC CREDIT CARDS	.00	.00	.00	.00
CASH - TAC TX DOT/COUNTY-STATE	.00	.00	.00	.00
CASH - TAC IRP ACCOUNT	.00	.00	.00	.00
CASH - TAC IVTRS ACCOUNT	.00	.00	.00	.00
CASH - TAC SALES TAX FUND-MVD	.00	.00	.00	.00
CASH - TAC PML-BOAT TITLE-REG	.00	.00	.00	.00
CSH - TAC BEVERAGE-VOTER REG	.00	.00	.00	.00
FUND TOTALS	.00	.00	.00	.00
2023 094 COUNTY CLERK ACCOUNTS	.00	.00	.00	.00
CASH - COUNTY CLERK BONDS	.00	.00	.00	.00
CASH - COUNTY CLERK REGISTRY	.00	.00	.00	.00
CASH INVESTMENT - CD	.00	.00	.00	.00
FUND TOTALS	.00	.00	.00	.00
2023 095 DISTRICT CLERK ACCOUNTS	.00	.00	.00	.00
CASH - DISTRICT CLERK BOND	.00	.00	.00	.00
CASH - DISTRICT CLERK REGISTRY	.00	.00	.00	.00
CASH INVESTMENT - CD	.00	.00	.00	.00
FUND TOTALS	.00	.00	.00	.00
2023 096 SHERIFF'S OFFICE ACCOUNTS	.00	.00	.00	.00
CASH - SHERIFF'S BOND ACCOUNT	.00	.00	.00	.00
CASH - INMATE TRUST FUND	.00	.00	.00	.00
FUND TOTALS	.00	.00	.00	.00
2023 097 COUNTY ATTORNEY ACCOUNT	.00	.00	.00	.00
CASH - CNTY ATTORNEY HOT CHECK	.00	.00	.00	.00
COUNTY ATTORNEY - RESTITUTION	.00	.00	.00	.00
FUND TOTALS	.00	.00	.00	.00
2023 098 PAYROLL CLEARING	.00	1,270,779.86	1,270,779.86	.00
CASH - PAYROLL CLEARING	.00	.00	.00	.00
INVESTMENTS	.00	.00	.00	.00
FUND TOTALS	.00	1,270,779.86	1,270,779.86	.00
2023 099 DISTRICT ATTORNEY RESTITUTION	.00	.00	.00	.00
CASH - DISTRICT ATTORNEY RESTI	.00	.00	.00	.00
FUND TOTALS	.00	.00	.00	.00
2023 100 CHILD ABUSE PREVENTION FUND	501.03	1.45	.00	502.48
CASH-CHILD ABUSE PREVENTION	.00	.00	.00	.00
CASH INVESTED	501.03	1.45	.00	502.48
FUND TOTALS	501.03	1.45	.00	502.48
2023 101 PRETRIAL DIVERSION	18,520.03	800.00	.00	19,320.03
CASH-PRETRIAL DIVERSION				

ACCOUNT NAME	BEGINNING CASH BALANCE	CASH RECEIPTS	CASH DISBURSEMENTS	ENDING CASH BALANCE
2023 102 HOTEL OCCUPANCY TAX FUND	51,961.38	32,355.79	.00	84,317.17
CASH - HOTEL OCCUPANCY TAX	276,344.69	1,089.86	.00	277,434.55
CASH INVESTED - TEXPOOL	180,029.79	739.18	.00	180,768.97
CASH INVESTED - LOGIC	192,799.06	765.06	.00	193,564.12
CASH INVESTED - TEXSTAR	701,134.92	34,949.89	.00	736,084.81
FUND TOTALS				
2023 103 HAVA GRANT FUND	.00	.00	.00	.00
CASH - HAVA GRANT FUND	.00	.00	.00	.00
CASH INVESTED - TEXPOOL	.00	.00	.00	.00
CASH INVESTED - LOGIC	.00	.00	.00	.00
CASH INVESTED - TEXSTAR	.00	.00	.00	.00
FUND TOTALS	.00	.00	.00	.00
2023 104 AMERICAN RESCUE PROG GRANT	358,489.80	471.97	71,674.77	287,287.00
CASH - AMERICAN RESCUE PROG GR	825,171.95	3,254.37	.00	828,426.32
CASH INVESTED - TEXPOOL	681,296.56	2,796.94	.00	684,093.50
CASH INVESTED - LOGIC	676,048.69	2,682.24	.00	678,730.93
CASH INVESTED - TEXSTAR	2,541,007.00	9,205.52	71,674.77	2,478,537.75
FUND TOTALS				
2023 105 JUNIOR EMS PROGRAM	564.50	.00	.00	564.50
CASH - JUNIOR EMS PROGRAM	564.50	.00	.00	564.50
FUND TOTALS				
2023 106 PAUPERS CEMETERY	25,450.00	1,540.00	.00	26,990.00
CASH - PAUPERS CEMETERY	25,450.00	1,540.00	.00	26,990.00
FUND TOTALS				
2023 107 OPIOID SETTLEMENT FUNDS	62,925.80	184.32	.00	63,110.12
CASH - OPIOID SETTLEMENT FUNDS	.00	.00	.00	.00
CASH INVESTED - LOGIC	.00	.00	.00	.00
CASH INVESTED - TEXSTAR	62,925.80	184.32	.00	63,110.12
FUND TOTALS				
GRAND TOTALS	42,968,987.55	3,340,207.42	3,813,457.19	42,495,737.78