



MONTHLY REPORT

MARCH 2022


PATTY BRENNAN

COOKE COUNTY TREASURER


FINANCIAL REPORTS

March 2022

In accordance with Local Government Code 114.026, this affidavit states the current cash and reports in the custody of the county treasurer as of this date of March 31, 2022.




Steve Starnes,
Cooke County Judge



Pam Harrison,
Cooke County Clerk



Gary Hollowell,
Commissioner Pct. #1



Jason Shuggs,
Commissioner Pct. #2



Adam Arendt,
Commission Pct. #3



Leon Klement,
Commissioner Pct. #4

AFFIDAVIT

STATE OF TEXAS

COUNTY OF COOKE

The members of the Commissioners' Court of Cooke County, Texas, state as follows:

The requirement of Subsection (C) of the Texas Local Government Code, §114.026 have been met for the term of **March 2022**. The amount of cash and other assets in the custody of the County Treasurer at the time of examination are:

Cash (includes on hand, money market accounts, and short term investments) **\$ 41,727,814.68**

Other Assets (long term investments) \$ 0.00.


Sworn to and subscribed this 25th day of April 2022.




Steve Starnes, Cooke County Judge




Gary Hollowell, Commissioner, Pct 1



Adam Arendt, Commissioner, Pct 3




Jason Snuggs, Commissioner, Pct 2



Leon Klement, Commissioner, Pct 4

ATTEST:



Pam Harrison, County Clerk

PRIOR MONTH ENDING BANK STATEMENT BALANCE \$9,707,253.44 187
 CLEARED DEPOSITS \$3,857,229.01 4
 CLEARED ADDITIONS \$139,594.94 514
 CLEARED CHECKS \$2,889,409.17- 6
 CLEARED DEDUCTIONS \$2,121,480.88-

CURRENT MONTH ENDING BANK STATEMENT BALANCE \$8,693,187.34

CURRENT MONTH ENDING BANK STATEMENT BALANCE \$8,693,187.34 1
 OUTSTANDING DEPOSITS \$15,869.38
 OUTSTANDING ADDITIONS \$.00
 OUTSTANDING CHECKS \$685,162.05- 650
 OUTSTANDING DEDUCTIONS \$.00

RECONCILED BOOK BALANCE \$8,023,894.67
 ENDING STATEMENT DATE 03/31/2022 CLERK: PB

C.D. INVESTMENTS

SIMMONS BANK

MARCH 2022

<u>C.D.#</u>	<u>PURCHASE DATE</u>	<u>AMOUNT</u>	<u>MAT. DATE</u>
Library Liddell 2363	Jan 17, 2021	7,500.00	Jan 25, 2023
Library Liddell 2389	Jan 17, 2021	7,500.00	Jan 25, 2023
Library Rosenstein 5099	Dec 12, 2020	11,000.00	Dec 12, 2023
Library Rosenstein 8294	Mar 16, 2021	8,000.00	Mar 24, 2024

INT. EARNED MONTHLY:

2-Liddell CD's @ 1.00%
Rosenstein #5099 CD @ 1.00%
Rosenstein #8294 CD @ .60%

Interest is deposited into the Treasurer's Fund. The 4 Library's CDs' interest is deposited quarterly.

THE FIRST STATE BANK

<u>C.D.#</u>	<u>PURCHASE DATE</u>	<u>AMOUNT</u>	<u>MAT. DATE</u>
GEN/6877	Dec17, 2020	250,000.00	Dec 17, 2022

INT. EARNED MONTHLY:

Gen CD @ .50% *
(* With a Bump-up feature)

Interest accrues monthly and is deposited monthly with depository bank into the Treasurer's Fund

INVESTMENTS-TEXPOOL
PATTY BRENNAN, COOKE COUNTY TREASURER
MARCH 2022

ACCT NAME	BALANCE FORWARD	DEPOSITS	WITH- DRAWALS	CURRENT INTEREST	ENDING BALANCE
GENERAL	\$ 5,158,085.09	\$ -	\$ 1,960,000.00	\$ 484.83	\$ 3,198,569.92
R & B -1	\$ 646,383.24	\$ -	\$ -	\$ 84.32	\$ 646,467.56
R & B -2	\$ 106,254.67	\$ -	\$ -	\$ 13.81	\$ 106,268.48
R & B -3	\$ 686,567.45	\$ -	\$ -	\$ 89.55	\$ 686,657.00
R & B -4	\$ 591,566.31	\$ -	\$ -	\$ 77.18	\$ 591,643.49
FM & L	\$ 227,795.97	\$ -	\$ -	\$ 29.69	\$ 227,825.66
STATE FUNDS	\$ 10,065.59	\$ -	\$ -	\$ 1.27	\$ 10,066.86
ADULT PROB	\$ 203,996.98	\$ -	\$ -	\$ 26.61	\$ 204,023.59
COURT REP	\$ 9,445.34	\$ -	\$ -	\$ 1.24	\$ 9,446.58
PERM IMP	\$ 1,207,573.61	\$ -	\$ -	\$ 157.57	\$ 1,207,731.18
LAW ENFORCEMENT ED	\$ 10,620.03	\$ -	\$ -	\$ 1.38	\$ 10,621.41
JP-CH SECURITY	\$ 15,902.84	\$ -	\$ -	\$ 2.02	\$ 15,904.86
DIST CLK RECORDS MGMT	\$ 15,937.28	\$ -	\$ -	\$ 2.03	\$ 15,939.31
DIST CLK ARCHIVE	\$ 4,248.76	\$ -	\$ -	\$ 0.60	\$ 4,249.36
LAW LIBRARY	\$ 117,132.52	\$ -	\$ -	\$ 15.27	\$ 117,147.79
JP TECH	\$ 27,895.27	\$ -	\$ -	\$ 3.64	\$ 27,898.91
C H SECURITY	\$ 103,137.50	\$ -	\$ -	\$ 13.44	\$ 103,150.94
LIBRARY	\$ 50,194.75	\$ -	\$ -	\$ 6.54	\$ 50,201.29
ARCHIVE	\$ 57,830.35	\$ -	\$ -	\$ 7.53	\$ 57,837.88
DIST ATTY FORFEITURE	\$ 38,148.19	\$ -	\$ -	\$ 5.01	\$ 38,153.20
SHERIFF FORFEITURE	\$ 30,603.17	\$ -	\$ -	\$ 3.97	\$ 30,607.14
JAIL COMMISSARY	\$ 134,070.73	\$ -	\$ -	\$ 17.47	\$ 134,088.20
2004 GO-REFUNDING	\$ 100,849.28	\$ -	\$ -	\$ 13.17	\$ 100,862.45
HOTEL/MOTEL TAX	\$ 189,425.77	\$ -	\$ -	\$ 24.72	\$ 189,450.49
AMERICAN RESCUE GRANT	\$ 1,000,245.18	\$ -	\$ -	\$ 130.48	\$ 1,000,375.66
TOTAL: TREAS FUND	\$ 10,743,975.87	\$ -	\$ 1,960,000.00	\$ 1,213.34	\$ 8,785,189.21

YEAR - TO - DATE INTEREST	BAL FORWARD:	CURRENT INT.:	BALANCE:
	\$ 1,145.71	\$ 1,213.34	\$ 2,359.05

AVG. YEILD FOR MAR 2022 0.15% MKT VALUE/ SHARI \$ 1.00

**INVESTMENTS-TEX STAR
PATTY BRENNAN, COOKE COUNTY TREASURER
MARCH 2022**

ACCT NAME	BALANCE FORWARD	DEPOSITS	WITH- DRAWALS	CURRENT INTEREST	ENDING BALANCE
GENERAL	\$ 2,088,554.72	\$ -	\$ -	\$ 189.77	\$ 2,088,744.49
R & B -1	\$ 305,193.03	\$ -	\$ -	\$ 27.72	\$ 305,220.75
R & B -3	\$ 286,562.98	\$ -	\$ -	\$ 26.02	\$ 286,589.00
R & B -4	\$ 376,285.06	\$ -	\$ -	\$ 34.17	\$ 376,319.23
FM & L	\$ 235,568.62	\$ -	\$ -	\$ 21.39	\$ 235,590.01
ADULT PROBATION	\$ 154,174.70	\$ -	\$ -	\$ 14.02	\$ 154,188.72
PERM IMP	\$ 700,390.48	\$ -	\$ -	\$ 63.62	\$ 700,454.10
COURTHOUSE SECURITY	\$ 83,301.04	\$ -	\$ -	\$ 7.59	\$ 83,308.63
ARCHIVE FEES	\$ 66,747.56	\$ -	\$ -	\$ 6.06	\$ 66,753.62
2012 GO REFUNDING	\$ 1.71	\$ -	\$ -	\$ -	\$ 1.71
HOTEL/MOTEL TAX	\$ 123,682.57	\$ -	\$ -	\$ 11.23	\$ 123,693.80
AMERICAN RESCUE GRANT	\$ 1,000,081.01	\$ -	\$ -	\$ 90.86	\$ 1,000,171.87
TOTAL: TREAS FUND	\$ 5,420,543.48	\$ -	\$ -	\$ 492.45	\$ 5,421,035.93

YEAR - TO - DATE INTEREST	BAL FORWARD	CURRENT INT.	BALANCE
	\$ 277.39	\$ 492.45	\$ 769.84
AVG. YEILD FOR MAR 2022	0.11%	MKT VALUE / SHARE	\$ 1.00

**INVESTMENTS-LOGIC
PATTY BRENNAN, COOKE COUNTY TREASURER
MARCH 2022**

ACCT NAME	BALANCE FORWARD	DEPOSITS	WITH- DRAWALS	CURRENT INTEREST	ENDING BALANCE
GENERAL	\$ 7,639,729.69	\$ -	\$ -	\$ 1,617.64	\$ 7,641,347.33
R & B -1	\$ 985,358.22	\$ -	\$ -	\$ 208.64	\$ 985,566.86
R & B -2	\$ 206,215.21	\$ -	\$ -	\$ 43.63	\$ 206,258.84
R & B -3	\$ 960,286.05	\$ -	\$ -	\$ 203.32	\$ 960,489.37
R & B -4	\$ 942,418.72	\$ -	\$ -	\$ 199.55	\$ 942,618.27
FM & L	\$ 131,231.19	\$ -	\$ -	\$ 27.82	\$ 131,259.01
ADULT PROBATION	\$ 189,139.41	\$ -	\$ -	\$ 40.06	\$ 189,179.47
PERM IMP	\$ 1,333,462.96	\$ -	\$ -	\$ 282.35	\$ 1,333,745.31
LAW LIBRARY	\$ 51,481.88	\$ -	\$ -	\$ 10.93	\$ 51,492.81
COURTHOUSE SECURITY	\$ 53,105.45	\$ -	\$ -	\$ 11.24	\$ 53,116.69
RECORDS MANAGEMENT	\$ 20,868.82	\$ -	\$ -	\$ 4.42	\$ 20,873.24
ARCHIVE FEES	\$ 76,468.68	\$ -	\$ -	\$ 16.18	\$ 76,484.86
DIST ATTY FORFEITURE	\$ 26,461.83	\$ -	\$ -	\$ 5.62	\$ 26,467.45
SHERIFF FOREITURE	\$ 26,461.83	\$ -	\$ -	\$ 5.62	\$ 26,467.45
2012 GO REFUNDING	\$ 300,269.61	\$ -	\$ -	\$ 63.58	\$ 300,333.19
HOTEL TAX FUND	\$ 100,009.94	\$ -	\$ -	\$ 21.15	\$ 100,031.09
AMERICAN RESCUE GRANT	\$ 1,000,459.12	\$ -	\$ -	\$ 211.84	\$ 1,000,670.96
TOTAL: TREAS FUND	\$ 14,043,428.61	\$ -	\$ -	\$ 2,973.59	\$ 14,046,402.20

YEAR - TO - DATE INTEREST	BAL FORWARD	CURRENT INT.	BALANCE
	\$ 2,613.83	\$ 2,973.59	\$ 5,587.42

AVG. YEILD FOR MAR 2022 0.25% MKT VALU/SHARE \$ 1.00

Security Receipt	Trade Date Settlement Date	Cost Basis	Par/Shares Original Face	Description Rate, Maturity	Principal Cost Market Value	Date Priced
3134GXCAO	11/30/2021	99,645,700	1,000,000.00	FEDERAL HOME LN MTG CORP .32, 11/24/2023	996,457.00	03/31/2022
408000957	12/02/2021		.00		971,281.00	
38149MYY6	04/28/2021	N/A	249,000.00	GOLDMAN SACHS BK USA CD	249,000.00	03/31/2022
286005505	05/05/2021		.00	.10, 05/05/2022	248,915.09	
78658REU1	04/28/2021	N/A	249,000.00	SAFRA NATL BANK CD	249,000.00	03/31/2022
286005506	05/06/2021		.00	.10, 05/05/2022	248,915.09	
91282CBX8	04/28/2021	100,000,000	1,000,000.00	UNITED STATES TREAS NOTE	1,000,000.00	03/31/2022
286005501	04/30/2021		.00	.125, 04/30/2023	982,461.00	03/31/2022
91282CDA6	03/16/2022	97,885,500	2,000,000.00	UNITED STATES TREAS NTS	1,957,710.00	03/31/2022
409001431	03/18/2022		.00	.25, 09/30/2023	1,945,468.00	
Total USD Par			4,498,000.00	Total USD Cost	4,452,167.00	
Total USD Original Face			4,498,000.00	Total USD Market Value	4,397,040.18	

PNC and PNC Bank are registered marks of The PNC Financial Services Group, Inc. (PNC).
PNC makes no representations as to the accuracy or completeness of the information herein.





PROSPERITY BANK
EL CAMPO, TX

Pledge Security Listing

March 31, 2022

ID	CUSIP	Description	Safekeeping Location	Safekeeping Receipt	Coupon	Maturity Date	Call Date	Moody	S&P	Fitch	ASC 320	Face Amount	Current Par	Current Book Value	Market Value	Gain(Loss)	
4226	3138NDY9	FNMA #AS314	FLB		2.50	01/01/2030		AAA	AA+	AAA	HTM	1,500,000	297,392.90	301,104.47	296,652.39	(4,452.09)	
Total for COOKE COUNTY													1,500,000	297,392.90	301,104.47	296,652.39	(4,452.09)



1 April 2022

COOKE COUNTY
PATTY BRENNAN
101 S DIXON ST
GAINESVILLE, TX 76240-4729

COLLATERAL REPORT as of:	31 March 2022
Pledgee Code:	COKC
Demand Deposit Balance:	<u>\$12,018,440.06</u>
C.D. Balance	<u>\$1,019,836.23</u>
Amount in Excess of FDIC Ins:	<u>\$12,538,276.29</u>
Required Pledge Amount:	<u>\$13,792,103.92</u>

See attached detail report for amount and description of securities pledged to account.

Total Pledged Par Amount:	<u>\$18,805,336.00</u>
Total Collateral Market Value*:	<u>\$17,040,527.00</u>
Total Other Collateral:	<u>\$ 0.00</u>

**Prices were obtained within five (5) days of the date of this report.*

FDIC Insurance is calculated by FDIC rules

- Pricing supplied by various third party sources including INTERACTIVE DATA and BLOOMBERG INFORMATION SERVICES. Certain infrequently traded Municipal Securities may be priced by utilizing a pricing matrix derived from the current Municipal yield curve.*
- Prices provided are indications only, and although derived from sources we believe reliable, they are not considered all-inclusive.*

All securities are held at Raymond James.

Reportfolio

Simmons First National Bank, Pine Bluff, AR
 Published: 4/1/2022 1:52:10 PM

Management Report
 Pledged To: COOKE COUNTY

Date: 31-Mar-22
 Section V-C Page: 197

Safekeeping

Code	Cusip	Description	Pool	Moody	Original Face	Pledged	Pledged	Pledged	Pledged	Pledged
Location	Trans#	Maturity	Coupon	StdPool	Percent	Original Face Value	Par Value	Book Value	Market Value	
FRSL	3140QHPU3	FNMA Pool #CA9434	CA9434		\$45,000,000.00	\$250,000.00	\$217,675.51	\$225,233.00	\$211,981.12	
	609589202105131	3/1/2036	2.000		0.56%					
	FEDERAL RESERVE BANK, ST. AFS									
FRSL	3140QHPU3	FNMA Pool #CA9434	CA9434		\$45,000,000.00	\$425,000.00	\$370,048.36	\$382,896.10	\$360,367.90	
	609589202105131	3/1/2036	2.000		0.94%					
	FEDERAL RESERVE BANK, ST. AFS									
FRSL	3140QHPU3	FNMA Pool #CA9434	CA9434		\$45,000,000.00	\$1,500,000.00	\$1,306,053.04	\$1,351,398.00	\$1,271,886.70	
	609589202105131	3/1/2036	2.000		3.33%					
	FEDERAL RESERVE BANK, ST. AFS									
FRSL	3140QHPU3	FNMA Pool #CA9434	CA9434		\$45,000,000.00	\$1,100,000.00	\$957,772.23	\$991,025.20	\$932,716.91	
	609589202105131	3/1/2036	2.000		2.44%					
	FEDERAL RESERVE BANK, ST. AFS									
FRSL	3140QHPU3	FNMA Pool #CA9434	CA9434		\$45,000,000.00	\$1,250,000.00	\$1,088,377.54	\$1,126,165.00	\$1,059,905.58	
	609589202105131	3/1/2036	2.000		2.78%					
	FEDERAL RESERVE BANK, ST. AFS									
FRSL	3133KLAL1	FHLMC Pool #RA4511	RA4511		\$6,644,672.00	\$794,672.00	\$763,384.96	\$768,888.76	\$682,557.76	
	593101202102101	2/1/2051	1.500		11.81%					
	FEDERAL RESERVE BANK, ST. HTM									
FRSL	3133KLAL1	FHLMC Pool #RA4511	RA4511		\$6,644,672.00	\$1,830,000.00	\$1,780,354.68	\$1,793,190.56	\$1,591,850.73	
	593101202102101	2/1/2051	1.500		27.54%					
	FEDERAL RESERVE BANK, ST. HTM									
	Z MBS - Fixed Rate									
FRSL	3138ESAM0	FNMA Pool #AL9911	AL9911		\$10,000,000.00	\$5,000,000.00	\$1,331,669.75	\$1,395,147.11	\$1,399,078.88	
	472040201708181	9/1/2039	2.292		50.00%					
	FEDERAL RESERVE BANK, ST. AFS									
	1 MBS - Variable Rate									
FRSL	3133ELZB3	FFCB Callable	1.950	AA+	\$10,000,000.00	\$10,000,000.00	\$10,000,000.00	\$10,000,000.00	\$8,691,080.00	
	552716202005081	5/1/4/2035			100.00%					
	FEDERAL RESERVE BANK, ST. AFS									

** If no data is shown, then there are no pledges for the current period.

Reportfolio

Simmons First National Bank, Pine Bluff, AR
 Published: 4/1/2022 1:52:10 PM

Management Report
 Pledged To: COOKE COUNTY

Date: 31-Mar-22
 Section V-C
 Page: 198

Satekeeping

Code	Cusip Trans#	Description Maturity	Preretund	Pool Coupon	Moody SldPool	Original Face Pledged Percent	Original Face Value	Pledged Par Value	Pledged Book Value	Pledged Market Value
FRSL	3133EL6C3	FFCB Callable		1.730	Aaa	\$25,000,000.00 2.00%	\$500,000.00	\$500,000.00	\$490,105.42	\$423,788.50
	628952202109211	9/10/2035			AA+					
	FEDERAL RESERVE BANK, ST. HTM									
FRSL	3133EL6C3	FFCB Callable		1.730	Aaa	\$25,000,000.00 1.96%	\$490,000.00	\$490,000.00	\$480,303.31	\$415,312.73
	628952202109211	9/10/2035			AA+					
	FEDERAL RESERVE BANK, ST. HTM									
3 Agency Notes/Bonds - FR										
Total Pledged							\$23,129,672.00	\$18,805,336.07	\$19,004,352.47	\$17,040,526.79
			\$0.00	Munis with Maturity Under 2 Years		\$0.00	Other securities with Stated Maturity Under 2 Years			
			\$0.00	Munis with Maturity Over 2 Years		\$18,805,336.07	Other securities with Stated Maturity Over 2 Years			

** If no data is shown, then there are no pledges for the current period.

PAGE 1 03/31/22 19:33:52
HOLDINGS BAPN032N
CC1 PROD

FEDERAL RESERVE BANK PLEDGEE

DISTRB PT J1
AS OF CLOSE OF BUSINESS 03-31-2022

PLEDGEE: COOKE COUNTY J7BM INSTITUTION ID: #J7BM
100 S. DIXON
RM. 106

GAINESVILLE TX 76240

HOLDER : 082900432 - SIMMONS PB AR

RESP FRB:H2

ACCOUNT: J7BM - *COOKE COUNTY

CUSIP #

BVF

PAR

BALANCE	BOOK VALUE	
3133ELZB3 1.95 FCOR 21-35 AN 05-14-35 10,000,000.00	10,000,000.00	1.0000000000
3133EL6C3 1.73 FCOR 21-35 AX 09-10-35 990,000.00	990,000.00	1.0000000000
3133KLAL1 FEPC 01.500 CLRA4511 02-01-51 2,614,672.00	2,543,739.64	0.9728714100
3138ESAM0 FNAR XX.XXX WSAL9911 09-01-39 5,000,000.00	1,331,669.75	0.2663339500
3140QHPU3 FNMS 02.000 CICA9434 03-01-36 4,525,000.00	3,939,926.69	0.8707020300
		SUBTOTAL:
23,129,672.00	18,805,336.08	
		GRAND TOTAL:
23,129,672.00	18,805,336.08	

DATE	FUND NAME	CHECKING ACCOUNT	CHECKING AMOUNT	TDOA ACCOUNT	TDOA AMOUNT	FUND TOTAL
2022 001	GENERAL	TREAS FUND	6,146,891.70	TEXPOOL LOGIC T-BILLS CERT DEPOS	3,198,569.92 7,641,347.33 2,088,744.49 3,959,373.43 748,000.00	23,782,926.87
2022 011	ROAD & BRIDGE 1	TREAS FUND	626,561.69	TEXPOOL LOGIC TEXSTAR STONE	646,467.56 985,566.86 305,220.75	2,563,816.86
2022 012	ROAD & BRIDGE 2	TREAS FUND	892,101.55	TEXPOOL LOGIC TEXSTAR	106,268.48 206,258.84	1,204,628.87
2022 013	ROAD & BRIDGE 3	TREAS FUND	455,719.68	TEXPOOL LOGIC TEXSTAR	686,657.00 960,489.37 286,589.00	2,389,455.05
2022 014	ROAD & BRIDGE 4	TREAS FUND	546,889.36	TEXPOOL LOGIC TEXSTAR	591,643.49 942,618.27 376,319.23	2,457,470.35
2022 019	FM & LATERAL	TREAS FUND	235,801.75	TEXPOOL LOGIC TEXSTAR	227,825.66 131,259.01 235,590.01	830,476.43
2022 020	TJPC	TREAS FUND	39,139.50	TEXPOOL LOGIC TEXSTAR		39,139.50
2022 021	JUVENILE PROB-ISP	TREAS FUND		TEXPOOL LOGIC TEXSTAR		
2022 022	JUVENILE PROBATION	TREAS FUND	47,261.34	TEXPOOL LOGIC		47,261.34
2022 023	JUVENILE PROB. IV-E	TREAS FUND	105.32	TEXPOOL LOGIC TEXSTAR		105.32
2022 024	JUVENILE DELINQUENCY PREVENTN	TREAS FUND	18,245.08	TEXPOOL LOGIC TEXSTAR		18,245.08
2022 028	ADULT PROBATION	TREAS FUND	47,877.94	TEXPOOL LOGIC TEXSTAR	204,023.59 189,179.47 154,188.72	595,269.72
2022 029	COMMUNITY CORRECTIONS	TREAS FUND	17,731.75	TEXPOOL LOGIC		17,731.75
2022 031	CONTRACT ELECTIONS	TREAS FUND	16,458.44	TEXPOOL LOGIC		16,458.44
2022 032	DISTRICT CLERK PRESERVATION	TREAS FUND	247,308.15	TEXPOOL LOGIC		247,308.15

DATE	FUND NAME	CHECKING ACCOUNT	CHECKING AMOUNT	TDOA ACCOUNT	TDOA AMOUNT	FUND TOTAL
2022 033	COUNTY/DISTRICT TECHNOLOGY	FTREAS FUND	10,141.48	TEXPOOL LOGIC TEXSTAR		247,308.15-
2022 034	COURT REPORTER	TREAS FUND	10,535.10	TEXPOOL LOGIC TEXSTAR	9,446.58	19,981.68
2022 035	PERMANENT IMPROVEMENT	TREAS FUND	144,280.83	TEXPOOL LOGIC TEXSTAR STONE	1,207,731.18 1,333,745.31 700,454.10	3,386,211.42
2022 037	LAW ENFORCEMENT ED	TREAS FUND	8,373.03	TEXPOOL LOGIC TEXSTAR	10,621.41	18,994.44
2022 038	JP TECH	TREAS FUND	19,262.42	TEXPOOL LOGIC TEXSTAR	27,898.91	47,161.33
2022 040	LAW LIBRARY	TREAS FUND	29,582.65	TEXPOOL LOGIC TEXSTAR	117,147.79 51,492.81	198,223.25
2022 041	CC LIBRARY FUND	TREAS FUND	34,608.40	TEXPOOL LOGIC TEXSTAR	50,201.29	84,809.69
2022 042	CC HISTORICAL COMM.	TREAS FUND	2,530.02	TEXPOOL LOGIC TEXSTAR	15,904.86	2,530.02
2022 043	JP COURTHOUSE SECURITY	TREAS FUND	30,028.67	TEXPOOL LOGIC TEXSTAR	45,933.53	
2022 044	COURTHOUSE SECURITY	TREAS FUND	61,437.51	TEXPOOL LOGIC TEXSTAR	103,150.94 53,116.69 83,308.63	301,013.77
2022 046	CHAPTER 19	TREAS FUND	362.91-	TEXPOOL		362.91-
2022 047	CC RECORDS MANAGEMENT	TREAS FUND	10,706.30	TEXPOOL		10,706.30
2022 048	COUNTY RECORDS MANAGEMENT	TREAS FUND	5,648.59	TEXPOOL LOGIC TEXSTAR	.20 20,873.24	26,522.03
2022 049	CC RECORDS PRESERVATION	TREAS FUND	9,455.14-	TEXPOOL LOGIC TEXSTAR		9,455.14-
2022 050	DIST CLERK RECORDS MANAGEMENT	TREAS FUND	23,994.53	TEXPOOL LOGIC	15,939.18	

FUND NAME	CHECKING ACCOUNT	CHECKING AMOUNT	TDOA ACCOUNT	TDOA AMOUNT	FUND TOTAL
2022 051 DISTRICT CLERK ARCHIVE	TREAS FUND	27,839.89	TEXPOOL LOGIC TEXSTAR	4,249.49	39,933.71
2022 052 COUNTY CLERK ARCHIVE FEE	TREAS FUND	21,099.05	TEXPOOL LOGIC TEXSTAR	57,837.88 76,484.86 66,753.62	32,089.38
2022 053 CA CHECK COLLECTING	TREAS FUND	995.65	TEXPOOL LOGIC TEXSTAR	995.65	222,175.41
2022 054 DA CHECK COLLECTING	TREAS FUND	300.34	TEXPOOL LOGIC TEXSTAR	300.34	94,044.22
2022 056 DISTRICT ATTY FORFEITURE	TREAS FUND	29,423.57	TEXPOOL LOGIC TEXSTAR	38,153.20 26,467.45	59,775.75
2022 057 D A SEIZURE FUND	TREAS FUND	59,775.75	TEXPOOL LOGIC TEXSTAR	30,607.14 26,467.45	113,737.54
2022 058 SHERIFF FORFEITURE	TREAS FUND	56,662.95	TEXPOOL LOGIC TEXSTAR	134,088.20	187,869.90
2022 059 JAIL COMMISSARY	TREAS FUND	53,781.70	TEXPOOL LOGIC TEXSTAR	100,862.45 300,333.19 1,771	558,371.11
2022 061 2004 GO REFUNDING DEBT SERVITREAS FUND	TREAS FUND	157,173.76	TEXPOOL LOGIC TEXSTAR	10,066.86	91,742.20
2022 088 STATE FEES	TREAS FUND	81,675.34	TEXPOOL LOGIC TEXSTAR	15,000.00	16,179.69
2022 090 OFFICER'S TRUST	TREAS FUND		CERT DEPOS	19,000.00	19,054.84
2022 091 LIBRARY TRUST - LIDDELL	TREAS FUND	1,179.69	CERT DEPOS	1,441,782.03	1,441,782.03
2022 092 LIBRARY TRUST - ROSENSTEIN	TREAS FUND	54.84	CERT DEPOS	488.97	488.97
2022 098 PAYROLL CLEARING	PAYROLL	1,441,782.03	TEXPOOL	13,720.03	13,720.03
2022 100 CHILD ABUSE PREVENTION FUND	TREAS FUND	488.97	TEXPOOL	189,450.49 100,031.09 123,693.80	506,434.41
2022 101 PRETRIAL DIVERSION	TREAS FUND	13,720.03	TEXPOOL		
2022 102 HOTEL OCCUPANCY TAX FUND	TREAS FUND	93,259.03	TEXPOOL LOGIC TEXSTAR		
2022 103 HAVA GRANT FUND					

DATE 04/20/2022 TIME 06:25

COMBINED STATEMENT OF CASH POSITION FOR MARCH

FUND NAME	CHECKING ACCOUNT	CHECKING AMOUNT	TDOA ACCOUNT	TDOA AMOUNT	FUND TOTAL
2022 104 AMERICAN RESCUE PROG GRANT	TREAS FUND	596,835.83	TEXPOOL LOGIC TEXSTAR	1,000,375.66 1,000,670.96 1,000,171.87	3,598,054.32
TOTAL		11,860,836.85		32,994,000.97	44,854,837.82

CHECK ACCOUNT	CHECK
ACCOUNT BALANCE - TREAS FUND	10,419,054.82
ACCOUNT BALANCE - PAYROLL	1,441,782.03
	<hr/>

TOTAL	11,860,836.85
-------	---------------

TDOA ACCOUNT	TDOA
ACCOUNT BALANCE - TEXPOOL	8,785,189.41
ACCOUNT BALANCE - LOGIC	14,046,402.20
ACCOUNT BALANCE - TEXSTAR	5,421,035.93
ACCOUNT BALANCE - T-BILLS	3,959,373.43
ACCOUNT BALANCE - CERT DEPOS	782,000.00
	<hr/>

TOTAL	32,994,000.97
-------	---------------

ACCOUNT NAME	BEGINNING CASH BALANCE	CASH RECEIPTS	CASH DISBURSEMENTS	ENDING CASH BALANCE
2022 001 GENERAL				
CASH - GENERAL FUND	4,485,764.65	3,425,567.73	1,764,440.68	6,146,891.70
CASH ON HAND	2,426.50	.00	.00	2,426.50
CASH INVESTED - TEXPOOL	5,158,085.09	484.83	1,960,000.00	3,198,569.92
CASH INVESTED - LOGIC	7,639,729.69	1,617.64	.00	7,641,347.33
CASH INVESTED - TEXSTAR	2,088,554.72	189.77	.00	2,088,744.49
CASH INVESTED - STONE CASTLE	.00	.00	.00	.00
T-BILLS - INVESTMENTS	1,999,342.00	1,960,031.43	.00	3,959,373.43
CASH INVESTMENT-CD	748,000.00	748,000.00	.00	748,000.00
FUND TOTALS	22,121,902.65	5,387,991.40	3,724,440.68	23,785,353.37
2022 011 ROAD & BRIDGE 1				
CASH - ROAD & BRIDGE # 1	670,927.94	75,459.01	119,825.26	626,561.69
CASH INVESTED - TEXPOOL	646,383.24	84.32	.00	646,467.56
CASH INVESTED - LOGIC	985,358.22	208.64	.00	985,566.86
CASH INVESTED - TEXSTAR	305,193.03	27.72	.00	305,220.75
STONE CASTLE	.00	.00	.00	.00
T-BILL INVESTMENTS	.00	.00	.00	.00
FUND TOTALS	2,607,862.43	75,779.69	119,825.26	2,563,816.86
2022 012 ROAD & BRIDGE 2				
CASH - ROAD & BRIDGE # 2	972,778.06	75,004.89	155,681.40	892,101.55
CASH INVESTED - TEXPOOL	106,254.67	13.81	.00	106,268.48
CASH INVESTED - LOGIC	206,215.21	43.63	.00	206,258.84
CASH INVESTED - TEXSTAR	.00	.00	.00	.00
T-BILL INVESTMENTS	.00	.00	.00	.00
FUND TOTALS	1,285,247.94	75,062.33	155,681.40	1,204,628.87
2022 013 ROAD & BRIDGE 3				
CASH - ROAD & BRIDGE # 3	475,933.41	74,908.26	95,121.99	455,719.68
CASH INVESTED - TEXPOOL	686,567.45	89.55	.00	686,657.00
CASH INVESTED - LOGIC	960,286.05	203.32	.00	960,489.37
CASH INVESTED - TEXSTAR	286,562.98	26.02	.00	286,589.00
T-BILL INVESTMENTS	.00	.00	.00	.00
FUND TOTALS	2,409,349.89	75,227.15	95,121.99	2,389,455.05
2022 014 ROAD & BRIDGE 4				
CASH - ROAD & BRIDGE # 4	601,704.34	75,030.31	129,845.29	546,889.36
CASH INVESTED - TEXPOOL	591,566.31	77.18	.00	591,643.49
CASH INVESTED - LOGIC	942,418.72	199.55	.00	942,618.27
CASH INVESTED - TEXSTAR	376,285.06	34.17	.00	376,319.23
T-BILL INVESTMENTS	.00	.00	.00	.00
FUND TOTALS	2,511,974.43	75,341.21	129,845.29	2,457,470.35
2022 019 FM & LATERAL				
CASH - F M & LATERAL	235,265.19	536.62	.06	235,801.75
CASH INVESTED	227,795.97	29.89	.00	227,825.66
CASH INVESTED - LOGIC	131,231.19	27.82	.00	131,259.01
CASH INVESTED - TEXSTAR	235,568.62	21.39	.00	235,590.01
T-BILL INVESTMENT	.00	.00	.00	.00
FUND TOTALS	829,860.97	615.52	.06	830,476.43
2022 020 TUPC				
CASH - T.J.P.C.	12,036.69	48,368.00	21,265.19	39,139.50
CASH INVESTED	.00	.00	.00	.00
CASH INVESTED - LOGIC	.00	.00	.00	.00

ACCOUNT NAME	BEGINNING CASH BALANCE	CASH RECEIPTS	CASH DISBURSEMENTS	ENDING CASH BALANCE
2022 021 JUVENILE PROB-ISP				
CASH - JUVENILE PROBATION	12,036.69	48,368.00	21,265.19-	39,139.50
INVESTMENTS	.00	.00	.00	.00
CASH INVESTED - LOGIC	.00	.00	.00	.00
CASH INVESTED - TEXSTAR	.00	.00	.00	.00
FUND TOTALS	.00	.00	.00	.00
2022 022 JUVENILE PROBATION				
CASH - JUV. PROB. DIV	46,866.04	395.30	.00	47,261.34
INVESTMENTS	.00	.00	.00	.00
FUND TOTALS	46,866.04	395.30	.00	47,261.34
2022 023 JUVENILE PROB. IV-E				
CASH - IV-E	105.15	.17	.00	105.32
CASH INVESTED	.00	.00	.00	.00
CASH INVESTED - LOGIC	.00	.00	.00	.00
CASH INVESTED - TEXSTAR	.00	.00	.00	.00
FUND TOTALS	105.15	.17	.00	105.32
2022 024 JUVENILE DELINQUENCY PREVENTN				
CASH - JUVENILE DELINQUENCY PR	16,112.59	2,132.49	.00	18,245.08
INVESTMENTS	.00	.00	.00	.00
CASH INVESTED - LOGIC	.00	.00	.00	.00
CASH INVESTED - TEXSTAR	.00	.00	.00	.00
FUND TOTALS	16,112.59	2,132.49	.00	18,245.08
2022 028 ADULT PROBATION				
CASH - ADULT PROBATION	6,604.32	78,800.83	37,527.21-	47,877.94
CASH ON HAND	75.00	.00	.00	75.00
CASH INVESTED - TEXPOOL	203,996.98	26.61	.00	204,023.59
CASH INVESTED - LOGIC	189,139.41	40.06	.00	189,179.47
CASH INVESTED - TEXSTAR	154,174.70	14.02	.00	154,188.72
FUND TOTALS	553,990.41	78,881.52	37,527.21-	595,344.72
2022 029 COMMUNITY CORRECTIONS				
CASH - COMMUNITY CORRECTI	7,036.07	16,245.00	5,549.32-	17,731.75
INVESTMENTS	.00	.00	.00	.00
CASH INVESTED - LOGIC	.00	.00	.00	.00
FUND TOTALS	7,036.07	16,245.00	5,549.32-	17,731.75
2022 031 CONTRACT ELECTIONS				
CASH - CONTRACT ELECTIONS	16,430.01	28.43	.00	16,458.44
CASH INVESTED - TEXPOOL	.00	.00	.00	.00
CASH INVESTED - LOGIC	.00	.00	.00	.00
FUND TOTALS	16,430.01	28.43	.00	16,458.44
2022 032 DISTRICT CLERK PRESERVATION				
CASH - DISTRICT CLERK PRESVATI	245,945.21-	40.00	1,402.94-	247,308.15-
INVESTMENTS	.00	.00	.00	.00
CASH INVESTED - LOGIC	.00	.00	.00	.00
CASH INVESTED - TEXSTAR	.00	.00	.00	.00
FUND TOTALS	245,945.21-	40.00	1,402.94-	247,308.15-
2022 033 COUNTY/DISTRICT TECHNOLOGY FUN				
CASH - COUNTY/DISTRICT TECH	9,578.18	563.30	.00	10,141.48

ACCOUNT NAME	BEGINNING CASH BALANCE	CASH RECEIPTS	CASH DISBURSEMENTS	ENDING CASH BALANCE
2022 034 COURT REPORTER				
CASH - COURT REPORTER FUND	9,578.18	563.30	.00	10,141.48
INVESTMENTS	.00	.00	.00	.00
CASH INVESTED - LOGIC	.00	.00	.00	.00
CASH INVESTED - TEXSTAR	.00	.00	.00	.00
FUND TOTALS	9,578.18	563.30	.00	10,141.48
2022 035 PERMANENT IMPROVEMENT				
CASH - PERMANENT IMPROVEM	124,399.73	19,881.10	.00	144,280.83
CASH INVESTED - TEKPOOL	1,207,573.61	157.57	.00	1,207,731.18
CASH INVESTED - LOGIC	1,333,462.96	282.35	.00	1,333,745.31
CASH INVESTED - TEXSTAR	700,390.48	63.62	.00	700,454.10
STONE CASTLE	.00	.00	.00	.00
T-BILL INVESTMENTS	.00	.00	.00	.00
FUND TOTALS	3,365,826.78	20,384.64	.00	3,386,211.42
2022 037 LAW ENFORCEMENT ED				
CASH - LAW ENFORCEMENT ED	8,660.89	7.14	295.00-	8,373.03
CASH INVESTED	10,620.03	1.38	.00	10,621.41
CASH INVESTED - LOGIC	.00	.00	.00	.00
CASH INVESTED - TEXSTAR	.00	.00	.00	.00
FUND TOTALS	19,280.92	8.52	295.00-	18,984.44
2022 038 JP TECH				
CASH - J P TECH FUND	18,148.46	1,807.32	693.36-	19,262.42
INVESTMENTS	27,895.27	3.64	.00	27,898.91
CASH INVESTED - LOGIC	.00	.00	.00	.00
CASH INVESTED - TEXSTAR	.00	.00	.00	.00
FUND TOTALS	46,043.73	1,810.96	693.36-	47,161.33
2022 040 LAW LIBRARY				
CASH - LAW LIBRARY	28,505.56	1,609.60	532.51-	29,582.65
CASH INVESTED	117,132.52	15.27	.00	117,147.79
CASH INVESTED - LOGIC	51,481.88	10.93	.00	51,492.81
CASH INVESTED - TEXSTAR	.00	.00	.00	.00
FUND TOTALS	197,119.96	1,635.80	532.51-	198,223.25
2022 041 CC LIBRARY FUND				
CASH - COOKE COUNTY LIBRA	34,724.54	1,340.37	1,456.51-	34,608.40
CASH INVESTED	50,194.75	6.54	.00	50,201.29
CASH INVESTED - LOGIC	.00	.00	.00	.00
CASH INVESTED - TEXSTAR	.00	.00	.00	.00
T-BILL INVESTMENTS	.00	.00	.00	.00
FUND TOTALS	84,919.29	1,346.91	1,456.51-	84,809.69
2022 042 CC HISTORICAL COMM.				
CASH - COOKE CO. HISTORIC	2,525.66	4.36	.00	2,530.02
FUND TOTALS	2,525.66	4.36	.00	2,530.02
2022 043 JP COURTHOUSE SECURITY				
CASH - JP COURTHOUSE SECURITY	27,945.57	2,083.10	.00	30,028.67
CASH INVESTED	15,902.84	2.02	.00	15,904.86

ACCOUNT NAME	BEGINNING CASH BALANCE	CASH RECEIPTS	CASH DISBURSEMENTS	ENDING CASH BALANCE
2022 044 COURTHOUSE SECURITY				
CASH INVESTED - LOGIC	43,848.41	2,085.12	.00	45,933.53
CASH INVESTED - TEXSTAR	.00	.00	.00	.00
FUND TOTALS	43,848.41	2,085.12	.00	45,933.53
2022 046 CHAPTER 19				
CASH - CHAPTER 19	57,950.11	3,487.40	.00	61,437.51
CASH INVESTED	103,137.50	13.44	.00	103,150.94
CASH INVESTED - LOGIC	53,105.45	11.24	.00	53,116.69
CASH INVESTED - TEXSTAR	83,301.04	7.59	.00	83,308.63
FUND TOTALS	297,494.10	3,519.67	.00	301,013.77
2022 047 CC RECORDS MANAGEMENT				
CASH - CHAPTER 19	311.25-	310.04	361.70-	362.91-
INVESTMENTS	.00	.00	.00	.00
FUND TOTALS	311.25-	310.04	361.70-	362.91-
2022 048 COUNTY RECORDS MANAGEMENT				
CASH - CC RECORDS MANAGEMENT	9,252.14	1,454.16	.00	10,706.30
INVESTMENTS - TEXPOOL	9,252.14	1,454.16	.00	10,706.30
FUND TOTALS	9,252.14	1,454.16	.00	10,706.30
2022 049 CC RECORDS PRESERVATION				
CASH - RECORDS PRESERVATION	15,224.18	11,826.00	36,505.32-	9,455.14-
CASH INVESTED - TEXPOOL	.00	.00	.00	.00
CASH INVESTED - LOGIC	.00	.00	.00	.00
CASH INVESTED - TEXSTAR	.00	.00	.00	.00
FUND TOTALS	15,224.18	11,826.00	36,505.32-	9,455.14-
2022 050 DIST CLERK RECORDS MANAGEMENT				
CASH - D C RECORDS MANAGEMENT	20,846.87	3,147.66	.00	23,994.53
CASH INVESTED	15,937.15	2.03	.00	15,939.18
CASH INVESTED - LOGIC	.00	.00	.00	.00
CASH INVESTED - TEXSTAR	.00	.00	.00	.00
FUND TOTALS	36,784.02	3,149.69	.00	39,933.71
2022 051 DISTRICT CLERK ARCHIVE				
DISTRICT CLERK ARCHIVE	27,762.11	77.78	.00	27,839.89
INVESTMENTS	4,248.89	.60	.00	4,249.49
CASH INVESTED - LOGIC	.00	.00	.00	.00
CASH INVESTED - TEXSTAR	.00	.00	.00	.00
FUND TOTALS	32,011.00	78.38	.00	32,089.38
2022 052 COUNTY CLERK ARCHIVE FEE				
CASH - RECORDS ARCHIVE	16,311.80	11,407.25	6,620.00-	21,099.05
INVESTMENTS	57,830.35	7.53	.00	57,837.88
CASH INVESTED - LOGIC	76,468.68	16.18	.00	76,484.86
CASH INVESTED - TEXSTAR	66,747.56	6.06	.00	66,753.62
FUND TOTALS	217,358.39	11,437.02	6,620.00-	222,175.41
2022 053 CA CHECK COLLECTING				
CASH - CHECK COLLECTING &	894.03	210.00	108.38-	995.65

ACCOUNT NAME	BEGINNING CASH BALANCE	CASH RECEIPTS	CASH DISBURSEMENTS	ENDING CASH BALANCE
2022 054 DA CHECK COLLECTING				
CASH INVESTED - LOGIC	.00	.00	.00	.00
CASH INVESTED - TEXSTAR	.00	.00	.00	.00
FUND TOTALS	894.03	210.00	108.38	995.65
2022 054 DA CHECK COLLECTING				
CASH - DA CHECK COLLECTING	300.34	.00	.00	300.34
CASH INVESTED	.00	.00	.00	.00
FUND TOTALS	300.34	.00	.00	300.34
2022 056 DISTRICT ATTY FORFEITURE				
CASH - D.A. FORFEITURE FU	29,390.50	33.07	.00	29,423.57
CASH INVESTED - TEXPOOL	38,148.19	5.01	.00	38,153.20
CASH INVESTED - LOGIC	26,461.83	5.62	.00	26,467.45
CASH INVESTED - TEXSTAR	.00	.00	.00	.00
FUND TOTALS	94,000.52	43.70	.00	94,044.22
2022 057 D A SEIZURE FUND				
CASH - SEIZURE-LAW	60,275.75	.00	500.00	59,775.75
INVESTMENTS	.00	.00	.00	.00
FUND TOTALS	60,275.75	.00	500.00	59,775.75
2022 058 SHERIFF FORFEITURE				
CASH - SHERIFF FORFEITURE	58,604.48	99.00	2,040.53	56,662.95
INVESTMENTS	30,603.17	3.97	.00	30,607.14
CASH INVESTED - LOGIC	26,461.83	5.62	.00	26,467.45
CASH INVESTED - TEXSTAR	.00	.00	.00	.00
FUND TOTALS	115,669.48	108.59	2,040.53	113,737.54
2022 059 JAIL COMMISSARY				
CASH - JAIL COMMISSARY	52,571.78	2,048.05	838.13	53,781.70
CASH INVESTED - TEXPOOL	134,070.73	17.47	.00	134,088.20
CASH INVESTED - LOGIC	.00	.00	.00	.00
CASH INVESTED - TEXSTAR	.00	.00	.00	.00
FUND TOTALS	186,642.51	2,065.52	838.13	187,869.90
2022 061 2004 GO REFUNDING DEBT SERVICE				
CASH - 2004 GO REFUNDING D/S	134,079.53	23,094.23	.00	157,173.76
CASH INVESTED - TEXPOOL	100,849.28	13.17	.00	100,862.45
CASH INVESTED - LOGIC	300,269.61	63.58	.00	300,333.19
CASH INVESTED - TEXSTAR	1.71	.00	.00	1.71
T-BILL INVESTMENTS	.00	.00	.00	.00
FUND TOTALS	535,200.13	23,170.98	.00	558,371.11
2022 088 STATE FEES				
CASH - STATE FEES	45,057.38	36,619.23	1.27	81,675.34
CASH INVESTED	10,065.59	1.27	.00	10,066.86
CASH INVESTED - LOGIC	.00	.00	.00	.00
CASH INVESTED - TEXSTAR	.00	.00	.00	.00
FUND TOTALS	55,122.97	36,620.50	1.27	91,742.20
2022 090 OFFICER'S TRUST				
CASH-OFFICERS TRUST	.00	.00	.00	.00
CASH INVESTED	.00	.00	.00	.00
CASH INVESTED - LOGIC	.00	.00	.00	.00
FUND TOTALS	.00	.00	.00	.00
2022 091 LIBRARY TRUST - LIDDELL				
CASH-LIBRARY TRUST/LIDDELL	1,177.68	2.01	.00	1,179.69

ACCOUNT NAME	BEGINNING CASH BALANCE	CASH RECEIPTS	CASH DISBURSEMENTS	ENDING CASH BALANCE
CD INVESTMENT	15,000.00	.00	.00	15,000.00
FUND TOTALS	16,177.68	2.01	.00	16,179.69
2022 092 LIBRARY TRUST - ROSENSTEIN				
CASH-LIBRARY TRUST/ROSENSTEIN	15.86	38.98	.00	54.84
CD INVESTMENT	19,000.00	.00	.00	19,000.00
FUND TOTALS	19,015.86	38.98	.00	19,054.84
2022 098 PAYROLL CLEARING				
CASH - PAYROLL CLEARING	192,541.18	1,249,240.85	.00	1,441,782.03
INVESTMENTS	.00	.00	.00	.00
FUND TOTALS	192,541.18	1,249,240.85	.00	1,441,782.03
2022 100 CHILD ABUSE PREVENTION FUND				
CASH-CHILD ABUSE PREVENTION	488.14	.83	.00	488.97
CASH INVESTED	.00	.00	.00	.00
FUND TOTALS	488.14	.83	.00	488.97
2022 101 PRETRIAL DIVERSION				
CASH-PRETRIAL DIVERSION	13,720.03	.00	.00	13,720.03
CASH INVESTED	.00	.00	.00	.00
CASH INVESTED - LOGIC	.00	.00	.00	.00
FUND TOTALS	13,720.03	.00	.00	13,720.03
2022 102 HOTEL OCCUPANCY TAX FUND				
CASH - HOTEL OCCUPANCY TAX	91,682.14	20,754.30	19,177.41	93,259.03
CASH INVESTED - TEXPOOL	189,425.77	24.72	.00	189,450.49
CASH INVESTED - LOGIC	100,009.94	21.15	.00	100,031.09
CASH INVESTED - TEXSTAR	123,682.57	11.23	.00	123,693.80
FUND TOTALS	504,800.42	20,811.40	19,177.41	506,434.41
2022 103 HAVA GRANT FUND				
CASH - HAVA GRANT FUND	2,520.50	.00	.00	2,520.50
CASH INVESTED - TEXPOOL	.00	.00	.00	.00
CASH INVESTED - LOGIC	.00	.00	.00	.00
CASH INVESTED - TEXSTAR	.00	.00	.00	.00
FUND TOTALS	2,520.50	.00	.00	2,520.50
2022 104 AMERICAN RESCUE PROG GRANT				
CASH - AMERICAN RESCUE PROG GR	667,734.11	1,220.78	72,119.06	596,835.83
CASH INVESTED - TEXPOOL	1,000,245.18	130.48	.00	1,000,375.66
CASH INVESTED - LOGIC	1,000,459.12	211.84	.00	1,000,670.96
CASH INVESTED - TEXSTAR	1,000,081.01	90.86	.00	1,000,171.87
FUND TOTALS	3,668,519.42	1,653.96	72,119.06	3,598,054.32
GRAND TOTALS	42,060,654.24	7,231,114.10	4,431,908.52	44,859,859.82