



**MONTHLY REPORT**

**JULY 2022**

**PATTY BRENNAN**

**COOKE COUNTY TREASURER**




FINANCIAL REPORTS

July 2022

In accordance with Local Government Code 114.026, this affidavit states the current cash and reports in the custody of the county treasurer as of the date of July 31, 2022.




Steve Starnes,  
Cooke County Judge



Pam Harrison,  
Cooke County Clerk




Gary Hollowell,  
Commissioner Pct. #1



Jason Snuggs,  
Commissioner Pct. #2



Adam Arendt,  
Commission Pct. #3



Leon Klement,  
Commissioner Pct. #4



**AFFIDAVIT**

STATE OF TEXAS

COUNTY OF COOKE

**The members of the Commissioners' Court of Cooke County, Texas, state as follows:**

The requirement of Subsection (C) of the Texas Local Government Code, §114.026 have been met for the term of July 2022. The amount of cash and other assets in the custody of the County Treasurer at the time of examination are:

Cash (includes on hand, money market accounts, and short-term investments) \$ 40,335,269.10

Other Assets (long term investments) \$ 0.00


Sworn to and subscribed this 12th day of September 2022

  
\_\_\_\_\_  
Steve Starnes, Cooke County Judge

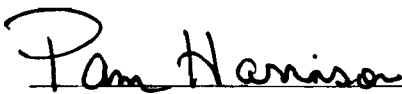
  
\_\_\_\_\_  
Gary Hollowell, Commissioner, Pct 1

  
\_\_\_\_\_  
Jason Snuggs, Commissioner, Pct 2

  
\_\_\_\_\_  
Adam Arendt, Commissioner, Pct 3

  
\_\_\_\_\_  
Leon Klement, Commissioner, Pct 4

ATTEST:

  
\_\_\_\_\_  
Pam Harrison, County Clerk



PAGE 1 07/29/22 19:17:17  
HOLDINGS BAPN032N  
CC3 PROD

FEDERAL RESERVE BANK PLEDGEE

DISTRB PT J1  
AS OF CLOSE OF BUSINESS 07-29-2022

PLEDGEE: COOKE COUNTY  
100 S. DIXON  
RM. 106

J7BM INSTITUTION ID: #J7BM

GAINESVILLE TX 76240

HOLDER : 082900432 - SIMMONS PB AR

RESP FRB:H2

ACCOUNT: J7BM - \*COOKE COUNTY

CUSIP #

BVF

PAR

BALANCE	BOOK VALUE	
3133ELZB3 1.95 FCOR 21-35 AN 05-14-35		1.0000000000
10,000,000.00	10,000,000.00	
3133EL6C3 1.73 FCOR 21-35 AX 09-10-35		1.0000000000
990,000.00	990,000.00	
3133KLAL1 FEPC 01.500 CLRA4511 02-01-51		0.9646791800
2,614,672.00	2,522,319.64	
3138ESAM0 FNAR XX.XXX WSAL9911 09-01-39		0.2375406200
5,000,000.00	1,187,703.10	
3140QHPU3 FNMS 02.000 CICA9434 03-01-36		0.8243295300
5,275,000.00	4,348,338.27	
		SUBTOTAL:
23,879,672.00	19,048,361.01	
		GRAND TOTAL:
23,879,672.00	19,048,361.01	







EL CAMPO, TX

# Pledge Security Listing

July 31, 2022

ID	CUSIP	Description	Safeguarding Location	Safeguarding Receipt	Coupon	Maturity Date	Call Date	Moody	S&P	Fitch	ASC 320	Face Amount	Current Par	Current Book Value	Market Value	Gain/(Loss)
4226	3138WDV19	FNMA #AS-314	FHLB		2.50	01/01/2030		AAA	AA+	AAA	HTM	1,500,000	271,631.61	274,884.93	264,088.40	11,796.53
<b>COOKE COUNTY</b>																
<b>Total for COOKE COUNTY</b>													<b>271,631.61</b>	<b>274,884.93</b>	<b>264,088.40</b>	<b>(10,796.53)</b>





2 August 2022

COOKE COUNTY  
101 S DIXON ST  
GAINESVILLE, TX 76240-4729

**COLLATERAL REPORT as of:** 31 July 2022

**Pledgee Code:** COKC

**Demand Deposit Balance:** \$10,838,288.43

**C.D. Balance** \$1,021,837.09

**Amount in Excess of FDIC Ins:** \$11,360,125.52

**Required Pledge Amount:** \$12,496,138.07

*See attached detail report for amount and description of securities pledged to account.*

<b>Total Pledged Par Amount:</b>	<u>\$19,048,361.00</u>
<b>Total Collateral Market Value*:</b>	<u>\$16,645,684.00</u>
<b>Total Other Collateral:</b>	<u>\$ 0.00</u>

*\*Prices were obtained within five (5) days of the date of this report.*

*\*\*FDIC Insurance is calculated by FDIC rules\*\**

- Pricing supplied by various third party sources including INTERACTIVE DATA and BLOOMBERG INFORMATION SERVICES. Certain infrequently traded Municipal Securities may be priced by utilizing a pricing matrix derived from the current Municipal yield curve.*
- Prices provided are indications only, and although derived from sources we believe reliable, they are not considered all-inclusive.*

*All securities are held at Raymond James.*



# Reportfolio

Simmons First National Bank, Pine Bluff, AR  
 Published: 8/1/2022 5:33:12 PM

Management Report  
 Pledged To: COOKE COUNTY

Date: 31-Jul-22  
 Section V-C Page: 207

## Safekeeping

Code	Cusip	Description	Pool	Moody	Original Face	Pledged	Pledged	Pledged	Pledged
Location	Trans#	Maturity	Coupon	SidPoor	Percent	Face Value	Par Value	Book Value	Market Value

FRSL	3140QHPJ3	FNMA Pool #CA9434	CA9434		\$45,000,000.00	\$5,275,000.00	\$4,348,338.27	\$4,495,403.94	\$4,157,011.39
	609589202105131	3/1/2036	2.000		11.72%				
	FEDERAL RESERVE BANK, ST. AFS								

FRSL	3133KLAL1	FHLMC Pool #RA4511	RA4511		\$6,644,672.00	\$1,830,000.00	\$1,765,362.90	\$1,777,940.44	\$1,524,249.64
	593101202102101	2/1/2051	1.500		27.54%				
	FEDERAL RESERVE BANK, ST. HTM								

FRSL	3133KLAL1	FHLMC Pool #RA4511	RA4511		\$6,644,672.00	\$784,672.00	\$756,956.74	\$762,349.77	\$653,571.59
	593101202102101	2/1/2051	1.500		11.81%				
	FEDERAL RESERVE BANK, ST. HTM								

## 3 MBS - Fixed Rate

FRSL	3138ESAM0	FNMA Pool #AL9911	AL9911		\$10,000,000.00	\$5,000,000.00	\$1,187,703.10	\$1,242,642.40	\$1,227,217.98
	472040201708181	9/1/2039	2.889		50.00%				
	FEDERAL RESERVE BANK, ST. AFS								

## 1 MBS - Variable Rate

FRSL	3133ELZB3	FFCB Callable		Aaa	\$10,000,000.00	\$10,000,000.00	\$10,000,000.00	\$8,698,576.02	\$8,288,330.00
	674322202207071	5/14/2035	1.950	AA+	100.00%				
	FEDERAL RESERVE BANK, ST. HTM								

FRSL	3133EL6C3	FFCB Callable		Aaa	\$25,000,000.00	\$500,000.00	\$500,000.00	\$490,320.23	\$401,668.50
	628952202109211	9/10/2035	1.730	AA+	2.00%				
	FEDERAL RESERVE BANK, ST. HTM								

FRSL	3133EL6C3	FFCB Callable		Aaa	\$25,000,000.00	\$490,000.00	\$490,000.00	\$480,513.83	\$393,635.13
	628952202109211	9/10/2035	1.730	AA+	1.96%				
	FEDERAL RESERVE BANK, ST. HTM								

## 3 Agency Notes/Bonds - FR

Total Pledged									
	7	COK	COOKE COUNTY		\$0.00	\$23,879,672.00	\$19,048,361.01	\$17,947,746.64	\$16,645,684.22

\$0.00 Munis with Maturity Under 2 Years  
 \$0.00 Munis with Maturity Over 2 Years

\$0.00 Other securities with Stated Maturity Under 2 Years  
 \$19,048,361.01 Other securities with Stated Maturity Over 2 Years

\*\* If no data is shown, then there are no pledges for the current period.



TOTALS

PRIOR MONTH ENDING BANK STATEMENT BALANCE \$6,585,435.63 177  
 CLEARED DEPOSITS \$3,651,857.65 6  
 CLEARED ADDITIONS \$108,571.11  
 CLEARED CHECKS \$2,799,019.04 466  
 CLEARED DEDUCTIONS \$100,954.07 8

CURRENT MONTH ENDING BANK STATEMENT BALANCE \$7,445,891.28

CURRENT MONTH ENDING BANK STATEMENT BALANCE \$7,445,891.28  
 OUTSTANDING DEPOSITS \$4,274.77 2  
 OUTSTANDING ADDITIONS \$ .00  
 OUTSTANDING CHECKS \$957,596.95 689  
 OUTSTANDING DEDUCTIONS \$ .00

RECONCILED BOOK BALANCE \$6,492,569.10

ENDING STATEMENT DATE 07/31/2022 CLERK: PB





COOKE COUNTY  
16960003

Custody Holdings for Currency USD

As of 07/31/2022  
Page 1

Security Receipt	Trade Date	Cost Basis	Par/Shares Original Face	Description Rate, Maturity	Principal Cost Market Value	Date Priced
14042RQX2	04/27/2022	100.000000	246,000.00	CAPITAL ONE NA CD	246,000.00	
409001972	05/05/2022		.00	2.65, 05/06/2024	243,316.63	07/29/2022
14042FT9	04/27/2022	100.000000	246,000.00	CAPITAL ONE BANK USA NA CD	246,000.00	
409001971	05/05/2022		.00	2.65, 05/06/2024	243,316.63	07/29/2022
3134GKCA0	11/30/2021	99.645700	1,000,000.00	FEDERAL HOME LN MTG CORP	996,457.00	
408000957	12/02/2021		.00	.32, 11/24/2023	965,871.00	07/29/2022
91282CBX8	04/28/2021	100.000000	1,000,000.00	UNITED STATES TREAS NOTE	1,000,000.00	
28600501	04/30/2021		.00	.125, 04/30/2023	978,945.00	07/29/2022
91282CDA6	03/16/2022	97.885500	2,000,000.00	UNITED STATES TREAS NTS	1,957,710.00	
409001431	03/18/2022		.00	.25, 09/30/2023	1,938,046.00	07/29/2022
<b>Total USD Par</b>			<b>4,492,000.00</b>	<b>Total USD Cost</b>	<b>4,446,167.00</b>	
<b>Total USD Original Face</b>			<b>4,492,000.00</b>	<b>Total USD Market Value</b>	<b>4,369,495.26</b>	

PNC and PNC Bank are registered marks of The PNC Financial Services Group, Inc. (PNC).  
PNC makes no representations as to the accuracy or completeness of the information herein.





C.D. INVESTMENTS

-----

SIMMONS BANK

**JULY 2022**

<u>C.D.#</u>	<u>PURCHASE DATE</u>	<u>AMOUNT</u>	<u>MAT. DATE</u>
Library Liddell 2363	Jan 17, 2021	7,500.00	Jan 25, 2023
Library Liddell 2389	Jan 17, 2021	7,500.00	Jan 25, 2023
Library Rosenstein 5099	Dec 12, 2020	11,000.00	Dec 12, 2023
Library Rosenstein 8294	Mar 16, 2021	8,000.00	Mar 24, 2024

INT. EARNED MONTHLY:

2-Liddell CD's @ 1.00%  
Rosenstein #5099 CD @ 1.00%  
Rosenstein #8294 CD @ .60%

Interest is deposited into the Treasurer's Fund. The 4 Library's CDs' interest is deposited quarterly.

THE FIRST STATE BANK

<u>C.D.#</u>	<u>PURCHASE DATE</u>	<u>AMOUNT</u>	<u>MAT. DATE</u>
GEN/6877	Dec17, 2020	250,000.00	Dec 17, 2022

INT. EARNED MONTHLY:

Gen CD @ .50% \*  
(\* With a Bump-up feature)

Interest accrues monthly and is deposited monthly with depository bank into the Treasurer's Fund



**INVESTMENTS-TEXPOOL**  
**PATTY BRENNAN, COOKE COUNTY TREASURER**  
**JULY 2022**

ACCT NAME	BALANCE FORWARD	DEPOSITS	WITH-DRAWALS	CURRENT INTEREST	ENDING BALANCE
GENERAL	\$ 2,202,699.08	\$ -	\$ -	\$ 2,844.67	\$ 2,205,543.75
R & B -1	\$ 647,503.67	\$ -	\$ -	\$ 836.19	\$ 648,339.86
R & B -2	\$ 106,438.80	\$ -	\$ -	\$ 137.46	\$ 106,576.26
R & B -3	\$ 537,670.36	\$ -	\$ -	\$ 694.38	\$ 538,364.74
R & B -4	\$ 592,591.77	\$ -	\$ -	\$ 765.32	\$ 593,357.09
FM & L	\$ 228,190.82		\$ -	\$ 294.70	\$ 228,485.52
STATE FUNDS	\$ 10,083.04	\$ -	\$ -	\$ 13.04	\$ 10,096.08
ADULT PROB	\$ 204,350.57	\$ -	\$ -	\$ 263.93	\$ 204,614.50
COURT REP	\$ 9,461.72	\$ -	\$ -	\$ 12.21	\$ 9,473.93
PERM IMP	\$ 1,109,567.14	\$ -	\$ -	\$ 1,432.97	\$ 1,111,000.11
LAW ENFORCEMENT ED	\$ 10,638.39	\$ -	\$ -	\$ 13.77	\$ 10,652.16
JP-CH SECURITY	\$ 15,930.39	\$ -	\$ -	\$ 20.60	\$ 15,950.99
DIST CLK RECORDS MGMT	\$ 15,964.92	\$ -	\$ -	\$ 20.60	\$ 15,985.52
DIST CLK ARCHIVE	\$ 4,256.24	\$ -		\$ 5.48	\$ 4,261.72
LAW LIBRARY	\$ 117,335.49	\$ -	\$ -	\$ 151.54	\$ 117,487.03
JP TECH	\$ 27,943.61	\$ -	\$ -	\$ 36.04	\$ 27,979.65
C H SECURITY	\$ 103,316.27	\$ -	\$ -	\$ 133.41	\$ 103,449.68
LIBRARY	\$ 50,281.70	\$ -	\$ 25,000.00	\$ 57.25	\$ 25,338.95
ARCHIVE	\$ 57,930.62	\$ -	\$ -	\$ 74.84	\$ 58,005.46
DIST ATTY FORFEITURE	\$ 38,214.37	\$ -	\$ -	\$ 49.38	\$ 38,263.75
SHERIFF FORFEITURE	\$ 30,656.23	\$ -	\$ -	\$ 39.60	\$ 30,695.83
JAIL COMMISSARY	\$ 134,303.12	\$ -	\$ 50,000.00	\$ 127.67	\$ 84,430.79
2004 GO-REFUNDING	\$ 101,024.08	\$ -	\$ -	\$ 130.52	\$ 101,154.60
HOTEL/MOTEL TAX	\$ 189,754.19	\$ -	\$ -	\$ 245.06	\$ 189,999.25
AMERICAN RESCUE GRANT	\$ 2,002,560.66	\$ -	\$ 250,000.00	\$ 2,357.47	\$ 1,754,918.13
<b>TOTAL: TREAS FUND</b>	<b>\$ 8,548,667.25</b>	<b>\$ -</b>	<b>\$ 325,000.00</b>	<b>\$ 10,758.10</b>	<b>\$ 8,234,425.35</b>

YEAR - TO - DATE INTEREST	BAL FORWARD:	CURRENT INT.:	BALANCE:
	\$ 15,837.09	\$ 10,758.10	\$ 26,595.19

AVG. YEILD FOR JULY 2022                      1.52%    MKT VALUE/ SHARI \$                      1.00



**INVESTMENTS-TEX STAR**  
**PATTY BRENNAN, COOKE COUNTY TREASURER**  
**JULY 2022**

ACCT NAME	BALANCE FORWARD	DEPOSITS	WITH-DRAWALS	CURRENT INTEREST	ENDING BALANCE
GENERAL	\$ 2,092,136.70	\$ -	\$ -	\$ 2,489.36	\$ 2,094,626.06
R & B -1	\$ 305,716.40	\$ -	\$ -	\$ 363.77	\$ 306,080.17
R & B -2	\$ 150,230.24	\$ -	\$ 50,000.00	\$ 164.68	\$ 100,394.92
R & B -3	\$ 287,054.43	\$ -	\$ -	\$ 341.58	\$ 287,396.01
R & B -4	\$ 376,930.39	\$ -	\$ -	\$ 448.49	\$ 377,378.88
FM & L	\$ 235,972.64	\$ -	\$ -	\$ 280.78	\$ 236,253.42
ADULT PROBATION	\$ 154,439.13	\$ -	\$ -	\$ 183.77	\$ 154,622.90
PERM IMP	\$ 746,660.71	\$ -	\$ -	\$ 888.40	\$ 747,549.11
COURTHOUSE SECURITY	\$ 83,443.90	\$ -	\$ -	\$ 99.28	\$ 83,543.18
ARCHIVE FEES	\$ 66,862.01	\$ -	\$ -	\$ 79.57	\$ 66,941.58
2012 GO REFUNDING	\$ 100,155.22	\$ -	\$ -	\$ 119.18	\$ 100,274.40
HOTEL/MOTEL TAX	\$ 148,908.13	\$ -	\$ -	\$ 177.18	\$ 149,085.31
AMERICAN RESCUE GRANT	\$ 2,002,334.43	\$ -	\$ -	\$ 2,382.51	\$ 2,004,716.94
<b>TOTAL: TREAS FUND</b>	<b>\$ 6,750,844.33</b>	<b>\$ -</b>	<b>\$ 50,000.00</b>	<b>\$ 8,018.55</b>	<b>\$ 6,708,862.88</b>

YEAR - TO - DATE INTEREST	BAL FORWARD	CURRENT INT.	BALANCE
	\$ 10,578.24	\$ 8,018.55	\$ 18,596.79

AVG. YEILD FOR JULY 2022                      1.40% MKT VALUE / SHARE \$                      1.00





**INVESTMENTS-LOGIC  
PATTY BRENNAN, COOKE COUNTY TREASURER  
JULY 2022**

ACCT NAME	BALANCE FORWARD	DEPOSITS	WITH- DRAWALS	CURRENT INTEREST	ENDING BALANCE
GENERAL	\$ 7,656,665.95	\$ -	\$ 2,000,000.00	\$ 8,811.33	\$ 5,665,477.28
R & B -1	\$ 987,542.65	\$ -	\$ -	\$ 1,387.06	\$ 988,929.71
R & B -2	\$ 206,672.33	\$ -	\$ 100,000.00	\$ 259.64	\$ 106,931.97
R & B -3	\$ 962,414.86	\$ -	\$ 50,000.00	\$ 1,303.22	\$ 913,718.08
R & B -4	\$ 944,507.97	\$ -	\$ -	\$ 1,326.60	\$ 945,834.57
FM & L	\$ 281,804.20	\$ -	\$ -	\$ 395.81	\$ 282,200.01
ADULT PROBATION	\$ 189,558.75	\$ -	\$ -	\$ 266.24	\$ 189,824.99
PERM IMP	\$ 1,336,419.05	\$ -	\$ -	\$ 1,877.12	\$ 1,338,296.17
LAW LIBRARY	\$ 51,596.07	\$ -	\$ -	\$ 72.46	\$ 51,668.53
COURTHOUSE SECURITY	\$ 53,223.17	\$ -	\$ -	\$ 74.76	\$ 53,297.93
RECORDS MANAGEMENT	\$ 20,915.09	\$ -	\$ -	\$ 29.39	\$ 20,944.48
ARCHIVE FEES	\$ 76,638.20	\$ -	\$ -	\$ 107.64	\$ 76,745.84
DIST ATTY FORFEITURE	\$ 26,520.52	\$ -	\$ -	\$ 37.23	\$ 26,557.75
SHERIFF FOREITURE	\$ 26,520.52	\$ -	\$ -	\$ 37.23	\$ 26,557.75
2012 GO REFUNDING	\$ 300,935.27	\$ -	\$ -	\$ 422.67	\$ 301,357.94
HOTEL TAX FUND	\$ 175,342.35	\$ -	\$ -	\$ 246.27	\$ 175,588.62
AMERICAN RESCUE GRANT	\$ 2,003,344.11	\$ -	\$ -	\$ 2,813.86	\$ 2,006,157.97
<b>TOTAL: TREAS FUND</b>	<b>\$ 15,300,621.06</b>	<b>\$ -</b>	<b>\$ 2,150,000.00</b>	<b>\$ 19,468.53</b>	<b>\$ 13,170,089.59</b>

YEAR - TO - DATE INTEREST	BAL FORWARD	CURRENT INT.	BALANCE
	\$ 34,906.28	\$ 19,468.53	\$ 54,374.81

AVG. YEILD FOR JULY 2022                      1.65%    MKT VALU/SHARE    \$                      1.00



COMBINED STATEMENT OF CASH POSITION FOR JULY

FUND NAME	CHECKING ACCOUNT	CHECKING AMOUNT	TDOA ACCOUNT	TDOA AMOUNT	FUND TOTAL
2022 001 GENERAL	TREAS FUND	3,351,447.79	TEXPOOL LOGIC TEXSTAR T-BILLS CERT DEPOS	2,205,543.75 5,665,477.28 2,094,626.06 3,959,373.43 742,000.00	18,018,468.31
2022 011 ROAD & BRIDGE 1	TREAS FUND	248,084.98	TEXPOOL LOGIC TEXSTAR STONE	648,339.86 988,929.71 306,080.17	2,191,434.72
2022 012 ROAD & BRIDGE 2	TREAS FUND	329,277.78	TEXPOOL LOGIC TEXSTAR	106,576.26 106,931.97 100,394.92	643,180.93
2022 013 ROAD & BRIDGE 3	TREAS FUND	274,870.45	TEXPOOL LOGIC TEXSTAR	538,364.74 913,718.08 287,396.01	2,014,349.28
2022 014 ROAD & BRIDGE 4	TREAS FUND	273,830.80	TEXPOOL LOGIC TEXSTAR	593,357.09 945,834.57 377,378.88	2,190,401.34
2022 019 FM & LATERAL	TREAS FUND	87,036.99	TEXPOOL LOGIC TEXSTAR	228,485.52 282,200.01 236,253.42	833,975.94
2022 020 TJPC	TREAS FUND	39,453.46	TEXPOOL LOGIC TEXSTAR		39,453.46
2022 021 JUVENILE PROB-ISP	TREAS FUND		TEXPOOL LOGIC TEXSTAR		
2022 022 JUVENILE PROBATION	TREAS FUND	47,984.77	TEXPOOL LOGIC TEXSTAR		47,984.77
2022 023 JUVENILE PROB. IV-E	TREAS FUND	106.10	TEXPOOL LOGIC TEXSTAR		106.10
2022 024 JUVENILE DELINQUENCY PREVENTN	TREAS FUND	20,678.76	TEXPOOL LOGIC TEXSTAR		20,678.76
2022 028 ADULT PROBATION	TREAS FUND	46,255.16	TEXPOOL LOGIC TEXSTAR	204,614.50 189,824.99 154,622.90	595,317.55
2022 029 COMMUNITY CORRECTIONS	TREAS FUND	9,200.99	TEXPOOL LOGIC		9,200.99
2022 031 CONTRACT ELECTIONS	TREAS FUND	21,201.51	TEXPOOL LOGIC		21,201.51
2022 032 DISTRICT CLERK PRESERVATION	TREAS FUND	250,108.49-	TEXPOOL LOGIC		



DATE	FUND NAME	CHECKING ACCOUNT	CHECKING AMOUNT	TDOA ACCOUNT	TDOA AMOUNT	FUND TOTAL
2022 033	COUNTY/DISTRICT TECHNOLOGY	TREAS FUND	10,747.38	TEXPOOL LOGIC TEXSTAR		10,747.38
2022 034	COURT REPORTER	TREAS FUND	13,460.55	TEXPOOL LOGIC TEXSTAR	9,473.93	22,934.48
2022 035	PERMANENT IMPROVEMENT	TREAS FUND	75,501.77	TEXPOOL LOGIC TEXSTAR STONE	1,111,000.11 1,338,296.17 747,549.11	3,272,347.16
2022 037	LAW ENFORCEMENT ED	TREAS FUND	7,946.43	TEXPOOL LOGIC TEXSTAR	10,652.16	18,598.59
2022 038	JP TECH	TREAS FUND	15,610.57	TEXPOOL LOGIC TEXSTAR	27,979.65	43,590.22
2022 040	LAW LIBRARY	TREAS FUND	35,285.62	TEXPOOL LOGIC TEXSTAR	117,487.03 51,668.53	204,441.18
2022 041	CC LIBRARY FUND	TREAS FUND	36,994.79	TEXPOOL LOGIC TEXSTAR	25,338.95	62,333.74
2022 042	CC HISTORICAL COMM.	TREAS FUND	2,549.97	TEXPOOL LOGIC TEXSTAR	15,950.99	2,549.97
2022 043	JP COURTHOUSE SECURITY	TREAS FUND	32,565.24	TEXPOOL LOGIC TEXSTAR	48,516.23	81,081.47
2022 044	COURTHOUSE SECURITY	TREAS FUND	71,612.87	TEXPOOL LOGIC TEXSTAR	103,449.68 53,297.93 83,543.18	311,903.66
2022 046	CHAPTER 19	TREAS FUND	558.57-	TEXPOOL	558.57-	558.57-
2022 047	CC RECORDS MANAGEMENT	TREAS FUND	13,515.63	TEXPOOL		13,515.63
2022 048	COUNTY RECORDS MANAGEMENT	TREAS FUND	6,159.01	TEXPOOL LOGIC TEXSTAR	20,944.48	27,103.69
2022 049	CC RECORDS PRESERVATION	TREAS FUND	30,664.17	TEXPOOL LOGIC TEXSTAR		30,664.17
2022 050	DIST CLERK RECORDS MANAGEMENT	TREAS FUND	28,905.47	TEXPOOL LOGIC	15,985.52	44,890.99



FUND NAME	CHECKING ACCOUNT	CHECKING AMOUNT	TD0A ACCOUNT	TD0A AMOUNT	FUND TOTAL
2022 051 DISTRICT CLERK ARCHIVE	TREAS FUND	28,609.98	TEXPOOL LOGIC	4,261.72	32,871.70
2022 052 COUNTY CLERK ARCHIVE FEE	TREAS FUND	33,112.57	TEXPOOL LOGIC	58,005.46	234,805.45
			TEXSTAR	76,745.84	
			TEXSTAR	66,941.58	
2022 053 CA CHECK COLLECTING	TREAS FUND	722.94	TEXPOOL LOGIC		722.94
			TEXSTAR		
2022 054 DA CHECK COLLECTING	TREAS FUND	300.34	TEXPOOL LOGIC		300.34
			TEXSTAR		
2022 056 DISTRICT ATTY FORFEITURE	TREAS FUND	43,463.33	TEXPOOL LOGIC	38,263.75	108,284.83
			TEXSTAR	26,557.75	
2022 057 D A SEIZURE FUND	TREAS FUND	79,234.75	TEXPOOL LOGIC		79,234.75
			TEXSTAR		
2022 058 SHERIFF FORFEITURE	TREAS FUND	77,288.42	TEXPOOL LOGIC	30,695.83	134,542.00
			TEXSTAR	26,557.75	
2022 059 JAIL COMMISSARY	TREAS FUND	92,097.69	TEXPOOL LOGIC	84,430.79	176,528.48
			TEXSTAR		
2022 061 2004 GO REFUNDING DEBT SERVITREAS FUND	TREAS FUND	92,579.90	TEXPOOL LOGIC	101,154.60	595,366.84
			TEXSTAR	301,357.94	
			TEXSTAR	100,274.40	
2022 088 STATE FEES	TREAS FUND	23,298.98	TEXPOOL LOGIC	10,096.08	33,395.06
			TEXSTAR		
2022 090 OFFICER'S TRUST	TREAS FUND		TEXPOOL LOGIC		
			TEXSTAR		
2022 091 LIBRARY TRUST - LIDDELL	TREAS FUND	1,263.50	CERT DEPOS	15,000.00	16,263.50
2022 092 LIBRARY TRUST - ROSENSTEIN	TREAS FUND	95.05	CERT DEPOS	19,000.00	19,095.05
2022 098 PAYROLL CLEARING	PAYROLL	2,568,232.71			2,568,232.71
2022 100 CHILD ABUSE PREVENTION FUND	TREAS FUND	492.78	TEXPOOL LOGIC		492.78
2022 101 PRETRIAL DIVERSION	TREAS FUND	13,720.03	TEXPOOL LOGIC		13,720.03
2022 102 HOTEL OCCUPANCY TAX FUND	TREAS FUND	76,205.32	TEXPOOL LOGIC	189,999.25	590,878.50
			TEXSTAR	175,588.62	
			TEXSTAR	149,085.31	
2022 103 HAVA GRANT FUND					





DATE 08/24/2022 TIME 09:58

COMBINED STATEMENT OF CASH POSITION FOR JULY

GELL102 PAGE 4

FUND NAME	CHECKING ACCOUNT	CHECKING AMOUNT	TDOA ACCOUNT	TDOA AMOUNT	FUND TOTAL
2022 104 AMERICAN RESCUE PROG GRANT	TREAS FUND	1,502,871.87	TEXPOOL LOGIC TEXSTAR	1,754,918.13 2,006,157.97 2,004,716.94	7,268,664.91
TOTAL		9,513,872.11		32,848,751.45	42,362,623.56



CHECK ACCOUNT

CHECK

ACCOUNT BALANCE - TREAS FUND

6,945,639.40

TOTAL

2,568,232.71

TDOA ACCOUNT

TDOA

ACCOUNT BALANCE - TEXPOOL

8,234,425.55

ACCOUNT BALANCE - LOGIC

13,170,089.59

ACCOUNT BALANCE - TEXSTAR

6,708,862.88

ACCOUNT BALANCE - T-BILLS

3,959,373.43

ACCOUNT BALANCE - CERT DEPOS

776,000.00

TOTAL

32,848,751.45



ACCOUNT NAME	BEGINNING CASH BALANCE	CASH RECEIPTS	CASH DISBURSEMENTS	ENDING CASH BALANCE
2022 001 GENERAL	2,891,138.70	2,959,499.52	2,499,190.43	3,351,447.79
CASH - GENERAL FUND	2,891,138.70	2,959,499.52	2,499,190.43	3,351,447.79
CASH ON HAND	2,426.50	.00	.00	2,426.50
CASH INVESTED - TEXPOOL	2,202,699.08	2,844.67	.00	2,205,543.75
CASH INVESTED - LOGIC	7,656,665.95	8,811.33	2,000,000.00	5,665,477.28
CASH INVESTED - TEXSTAR	2,092,136.70	2,489.36	.00	2,094,626.06
CASH INVESTED - STONE CASTLE	.00	.00	.00	.00
T-BILLS - INVESTMENTS	3,959,373.43	.00	.00	3,959,373.43
T-BILL INVESTMENT-CD	742,000.00	.00	.00	742,000.00
FUND TOTALS	19,546,440.36	2,973,644.88	4,499,190.43	18,020,894.81

2022 011 ROAD & BRIDGE 1	387,880.19	17,296.78	157,091.99	248,084.98
CASH - ROAD & BRIDGE # 1	387,880.19	17,296.78	157,091.99	248,084.98
CASH INVESTED - TEXPOOL	647,503.67	836.19	.00	648,339.86
CASH INVESTED - LOGIC	987,542.65	1,387.06	.00	988,929.71
CASH INVESTED - TEXSTAR	305,716.40	363.77	.00	306,080.17
STONE CASTLE	.00	.00	.00	.00
T-BILL INVESTMENTS	.00	.00	.00	.00
FUND TOTALS	2,328,642.91	19,883.80	157,091.99	2,191,434.72

2022 012 ROAD & BRIDGE 2	464,707.54	166,832.87	302,262.63	329,277.78
CASH - ROAD & BRIDGE # 2	464,707.54	166,832.87	302,262.63	329,277.78
CASH INVESTED - TEXPOOL	106,438.80	137.46	.00	106,576.26
CASH INVESTED - LOGIC	206,672.33	259.64	100,000.00	106,931.97
CASH INVESTED - TEXSTAR	150,230.24	164.68	50,000.00	100,394.92
T-BILL INVESTMENTS	.00	.00	.00	.00
FUND TOTALS	928,048.91	167,394.65	452,262.63	643,180.93

2022 013 ROAD & BRIDGE 3	426,815.10	66,966.13	218,910.78	274,870.45
CASH - ROAD & BRIDGE # 3	426,815.10	66,966.13	218,910.78	274,870.45
CASH INVESTED - TEXPOOL	537,670.36	694.38	.00	538,364.74
CASH INVESTED - LOGIC	962,414.86	1,303.22	50,000.00	913,718.08
CASH INVESTED - TEXSTAR	287,054.43	341.58	.00	287,396.01
T-BILL INVESTMENTS	.00	.00	.00	.00
FUND TOTALS	2,213,954.75	69,305.31	268,910.78	2,014,349.28

2022 014 ROAD & BRIDGE 4	394,670.09	17,847.49	138,686.78	273,830.80
CASH - ROAD & BRIDGE # 4	394,670.09	17,847.49	138,686.78	273,830.80
CASH INVESTED - TEXPOOL	592,591.77	765.32	.00	593,357.09
CASH INVESTED - LOGIC	944,507.97	1,326.60	.00	945,834.57
CASH INVESTED - TEXSTAR	376,930.39	448.49	.00	377,378.88
T-BILL INVESTMENTS	.00	.00	.00	.00
FUND TOTALS	2,308,700.22	20,387.90	138,686.78	2,190,401.34

2022 019 FM & LATERAL	86,903.26	162.22	28.49	87,036.99
CASH - F M & LATERAL	86,903.26	162.22	28.49	87,036.99
CASH INVESTED	228,190.82	294.70	.00	228,485.52
CASH INVESTED - LOGIC	281,804.20	395.81	.00	282,200.01
CASH INVESTED - TEXSTAR	235,972.64	280.78	.00	236,253.42
T-BILL INVESTMENT	.00	.00	.00	.00
FUND TOTALS	832,870.92	1,133.51	28.49	833,975.94

2022 020 TUPC	43,782.17	24,184.00	28,512.71	39,453.46
CASH - T.J.P.C.	43,782.17	24,184.00	28,512.71	39,453.46
CASH INVESTED	.00	.00	.00	.00
CASH INVESTED - LOGIC	.00	.00	.00	.00



ACCOUNT NAME	BEGINNING CASH BALANCE	CASH RECEIPTS	CASH DISBURSEMENTS	ENDING CASH BALANCE
2022 021 JUVENILE PROB.-ISP	43,782.17	24,184.00	28,512.71	39,453.46
CASH - JUVENILE PROBATION INVESTMENTS	.00	.00	.00	.00
CASH INVESTED - LOGIC	.00	.00	.00	.00
CASH INVESTED - TEXSTAR	.00	.00	.00	.00
FUND TOTALS	.00	.00	.00	.00

2022 022 JUVENILE PROBATION	47,764.56	220.21	.00	47,984.77
CASH - JUV. PROB. DIV INVESTMENTS	.00	.00	.00	.00
FUND TOTALS	47,764.56	220.21	.00	47,984.77

2022 023 JUVENILE PROB. IV-E	105.94	.16	.00	106.10
CASH - IV-E	.00	.00	.00	.00
CASH INVESTED - LOGIC	.00	.00	.00	.00
CASH INVESTED - TEXSTAR	.00	.00	.00	.00
FUND TOTALS	105.94	.16	.00	106.10

2022 024 JUVENILE DELINQUENCY PREVENTN	20,645.79	32.97	.00	20,678.76
CASH - JUVENILE DELINQUENCY PR INVESTMENTS	.00	.00	.00	.00
CASH INVESTED - LOGIC	.00	.00	.00	.00
CASH INVESTED - TEXSTAR	.00	.00	.00	.00
FUND TOTALS	20,645.79	32.97	.00	20,678.76

2022 028 ADULT PROBATION	64,758.96	32,251.99	50,755.79	46,255.16
CASH ON HAND	75.00	.00	.00	75.00
CASH INVESTED - TEXPOOL	204,350.57	263.93	.00	204,614.50
CASH INVESTED - LOGIC	189,558.75	266.24	.00	189,824.99
CASH INVESTED - TEXSTAR	154,439.13	183.77	.00	154,622.90
FUND TOTALS	613,182.41	32,965.93	50,755.79	595,392.55

2022 029 COMMUNITY CORRECTIONS	17,319.22	.00	8,118.23	9,200.99
CASH - COMMUNITY CORRECTI INVESTMENTS	.00	.00	.00	.00
CASH INVESTED - LOGIC	.00	.00	.00	.00
FUND TOTALS	17,319.22	.00	8,118.23	9,200.99

2022 031 CONTRACT ELECTIONS	21,169.27	32.24	.00	21,201.51
CASH - CONTRACT ELECTIONS	.00	.00	.00	.00
CASH INVESTED - TEXPOOL	.00	.00	.00	.00
CASH INVESTED - LOGIC	.00	.00	.00	.00
FUND TOTALS	21,169.27	32.24	.00	21,201.51

2022 032 DISTRICT CLERK PRESERVATION	248,036.12	33.00	2,105.37	250,108.49
CASH - DISTRICT CLERK PRESVARTI INVESTMENTS	.00	.00	.00	.00
CASH INVESTED - LOGIC	.00	.00	.00	.00
CASH INVESTED - TEXSTAR	.00	.00	.00	.00
FUND TOTALS	248,036.12	33.00	2,105.37	250,108.49

2022 033 COUNTY/DISTRICT TECHNOLOGY FUN	10,699.53	47.85	.00	10,747.38
CASH - COUNTY/DISTRICT TECH				





ACCOUNT NAME	BEGINNING CASH BALANCE	CASH RECEIPTS	CASH DISBURSEMENTS	ENDING CASH BALANCE
INVESTMENTS	.00	.00	.00	.00
CASH INVESTED - LOGIC	.00	.00	.00	.00
CASH INVESTED - TEXSTAR	.00	.00	.00	.00
FUND TOTALS	10,699.53	47.85	.00	10,747.38

2022 034 COURT REPORTER

CASH - COURT REPORTER FUND INVESTMENTS	13,681.19	1,276.81	1,497.45	13,460.55
CASH INVESTED - LOGIC	9,461.72	12.21	.00	9,473.93
CASH INVESTED - TEXSTAR	.00	.00	.00	.00
FUND TOTALS	23,142.91	1,289.02	1,497.45	22,934.48

2022 035 PERMANENT IMPROVEMENT

CASH - PERMANENT IMPROVEM	71,394.90	4,106.87	.00	75,501.77
CASH INVESTED - TEXPOOL	1,109,567.14	1,432.97	.00	1,111,000.11
CASH INVESTED - LOGIC	1,336,419.05	1,877.12	.00	1,338,296.17
CASH INVESTED - TEXSTAR	746,660.71	888.40	.00	747,549.11
STONE CASTLE	.00	.00	.00	.00
T-BILL INVESTMENTS	.00	.00	.00	.00
FUND TOTALS	3,264,041.80	8,305.36	.00	3,272,347.16

2022 037 LAW ENFORCEMENT ED

CASH - LAW ENFORCEMENT ED	7,933.47	12.96	.00	7,946.43
CASH INVESTED - LOGIC	10,638.39	13.77	.00	10,652.16
CASH INVESTED - TEXSTAR	.00	.00	.00	.00
FUND TOTALS	18,571.86	26.73	.00	18,598.59

2022 038 JP TECH

CASH - J P TECH FUND INVESTMENTS	16,132.24	162.28	683.95	15,610.57
CASH INVESTED - LOGIC	27,943.61	36.04	.00	27,979.65
CASH INVESTED - TEXSTAR	.00	.00	.00	.00
FUND TOTALS	44,075.85	198.32	683.95	43,590.22

2022 040 LAW LIBRARY

CASH - LAW LIBRARY	34,008.21	1,809.92	532.51	35,285.62
CASH INVESTED	117,335.49	151.54	.00	117,487.03
CASH INVESTED - LOGIC	51,596.07	72.46	.00	51,668.53
CASH INVESTED - TEXSTAR	.00	.00	.00	.00
FUND TOTALS	202,939.77	2,033.92	532.51	204,441.18

2022 041 CC LIBRARY FUND

CASH - COOKE COUNTY LIBRA	36,134.03	26,085.68	25,224.92	36,994.79
CASH INVESTED	50,281.70	57.25	25,000.00	25,338.95
CASH INVESTED - LOGIC	.00	.00	.00	.00
CASH INVESTED - TEXSTAR	.00	.00	.00	.00
T-BILL INVESTMENTS	.00	.00	.00	.00
FUND TOTALS	86,415.73	26,142.93	50,224.92	62,333.74

2022 042 CC HISTORICAL COMM.

CASH - COOKE CO. HISTORIC	2,545.82	4.15	.00	2,549.97
FUND TOTALS	2,545.82	4.15	.00	2,549.97

2022 043 JP COURTHOUSE SECURITY

CASH - JP COURTHOUSE SECURITY	32,478.62	86.62	.00	32,565.24
CASH INVESTED	15,930.39	20.60	.00	15,950.99



ACCOUNT NAME	BEGINNING CASH BALANCE	CASH RECEIPTS	CASH DISBURSEMENTS	ENDING CASH BALANCE
2022 044 COURTHOUSE SECURITY				
CASH - COURTHOUSE SECURITY	48,409.01	107.22	.00	48,516.23
CASH INVESTED - LOGIC	.00	.00	.00	.00
CASH INVESTED - TEXSTAR	.00	.00	.00	.00
FUND TOTALS	48,409.01	107.22	.00	48,516.23
2022 046 CHAPTER 19				
CASH - CHAPTER 19	1.97-	335.86	892.46-	558.57-
INVESTMENTS	.00	.00	.00	.00
FUND TOTALS	1.97-	335.86	892.46-	558.57-
2022 047 CC RECORDS MANAGEMENT				
CASH - CC RECORDS MANAGEMENT	12,977.83	537.80	.00	13,515.63
INVESTMENTS - TEXPOOL	.00	.00	.00	.00
FUND TOTALS	12,977.83	537.80	.00	13,515.63
2022 048 COUNTY RECORDS MANAGEMENT				
CASH - RECORDS MANAGEMENT	6,736.81	220.80	798.60-	6,159.01
CASH INVESTED - TEXPOOL	.20	.00	.00	.20
CASH INVESTED - LOGIC	20,915.09	29.39	.00	20,944.48
CASH INVESTED - TEXSTAR	.00	.00	.00	.00
FUND TOTALS	27,652.10	250.19	798.60-	27,103.69
2022 049 CC RECORDS PRESERVATION				
CASH - RECORDS PRESERVATION	21,095.20	9,568.97	.00	30,664.17
CASH INVESTED - TEXPOOL	.00	.00	.00	.00
CASH INVESTED - LOGIC	.00	.00	.00	.00
CASH INVESTED - TEXSTAR	.00	.00	.00	.00
FUND TOTALS	21,095.20	9,568.97	.00	30,664.17
2022 050 DIST CLERK RECORDS MANAGEMENT				
CASH - D C RECORDS MANAGEMENT	27,767.70	1,137.77	.00	28,905.47
CASH INVESTED	15,964.92	20.60	.00	15,985.52
CASH INVESTED - LOGIC	.00	.00	.00	.00
CASH INVESTED - TEXSTAR	.00	.00	.00	.00
FUND TOTALS	43,732.62	1,158.37	.00	44,890.99
2022 051 DISTRICT CLERK ARCHIVE				
DISTRICT CLERK ARCHIVE	28,533.30	76.68	.00	28,609.98
INVESTMENTS	4,256.24	5.48	.00	4,261.72
CASH INVESTED - LOGIC	.00	.00	.00	.00
CASH INVESTED - TEXSTAR	.00	.00	.00	.00
FUND TOTALS	32,789.54	82.16	.00	32,871.70
2022 052 COUNTY CLERK ARCHIVE FEE				
CASH -RECORDS ARCHIVE	30,498.86	9,233.71	6,620.00-	33,112.57
INVESTMENTS	57,930.62	74.84	.00	58,005.46
CASH INVESTED - LOGIC	76,638.20	107.64	.00	76,745.84
CASH INVESTED - TEXSTAR	66,862.01	79.57	.00	66,941.58
FUND TOTALS	231,929.69	9,495.76	6,620.00-	234,805.45
2022 053 CA CHECK COLLECTING				
CASH - CHECK COLLECTING &	885.51	.00	162.57-	722.94



ACCOUNT NAME	BEGINNING CASH BALANCE	CASH RECEIPTS	CASH DISBURSEMENTS	ENDING CASH BALANCE
CASH INVESTED	.00	.00	.00	.00
CASH INVESTED - LOGIC	.00	.00	.00	.00
CASH INVESTED - TEXSTAR	.00	.00	.00	.00
FUND TOTALS	885.51	.00	162.57-	722.94

2022 054 DA CHECK COLLECTING	300.34	.00	.00	300.34
CASH - DA CHECK COLLECTING	.00	.00	.00	.00
CASH INVESTED	300.34	.00	.00	300.34
FUND TOTALS	300.34	.00	.00	300.34

2022 056 DISTRICT ATTY FOREFEITURE	47,390.99	72.34	4,000.00-	43,463.33
CASH - D.A. FOREFEITURE FU	38,214.37	49.38	.00	38,263.75
CASH INVESTED - TEXPOOL	26,520.52	37.23	.00	26,557.75
CASH INVESTED - LOGIC	.00	.00	.00	.00
CASH INVESTED - TEXSTAR	112,125.88	158.95	4,000.00-	108,284.83
FUND TOTALS	112,125.88	158.95	4,000.00-	108,284.83

2022 057 D A SEIZURE FUND	51,055.75	28,179.00	.00	79,234.75
CASH - SEIZURE-LAW	.00	.00	.00	.00
INVESTMENTS	51,055.75	28,179.00	.00	79,234.75
FUND TOTALS	51,055.75	28,179.00	.00	79,234.75

2022 058 SHERIFF FOREFEITURE	64,635.86	13,996.33	1,343.77-	77,288.42
CASH - SHERIFF FOREFEITURE	30,686.23	39.60	.00	30,695.83
INVESTMENTS	26,520.52	37.23	.00	26,557.75
CASH INVESTED - LOGIC	.00	.00	.00	.00
CASH INVESTED - TEXSTAR	121,812.61	14,073.16	1,343.77-	134,542.00
FUND TOTALS	121,812.61	14,073.16	1,343.77-	134,542.00

2022 059 JAIL COMMISSARY	58,701.21	55,370.00	21,973.52-	92,097.69
CASH - JAIL COMMISSARY	134,303.12	127.67	50,000.00-	84,430.79
CASH INVESTED - TEXPOOL	.00	.00	.00	.00
CASH INVESTED - LOGIC	193,004.33	55,497.67	71,973.52-	176,528.48
CASH INVESTED - TEXSTAR	.00	.00	.00	.00
FUND TOTALS	193,004.33	55,497.67	71,973.52-	176,528.48

2022 061 2004 GO REFUNDING DEBT SERVICE	88,694.79	3,885.11	.00	92,579.90
CASH - 2004 GO REFUNDING D/S	101,024.08	130.52	.00	101,154.60
CASH INVESTED - TEXPOOL	300,935.27	422.67	.00	301,357.94
CASH INVESTED - LOGIC	100,155.22	119.18	.00	100,274.40
CASH INVESTED - TEXSTAR	.00	.00	.00	.00
T-BILL INVESTMENTS	590,809.36	4,557.48	.00	595,366.84
FUND TOTALS	590,809.36	4,557.48	.00	595,366.84

2022 088 STATE FEES	93,166.08	33,106.91	102,974.01-	23,298.98
CASH - STATE FEES	10,083.04	13.04	.00	10,096.08
CASH INVESTED	.00	.00	.00	.00
CASH INVESTED - LOGIC	103,249.12	33,119.95	102,974.01-	33,395.06
CASH INVESTED - TEXSTAR	.00	.00	.00	.00
FUND TOTALS	103,249.12	33,119.95	102,974.01-	33,395.06

2022 090 OFFICER'S TRUST	.00	.00	.00	.00
CASH-OFFICERS TRUST	.00	.00	.00	.00
CASH INVESTED	.00	.00	.00	.00
CASH INVESTED - LOGIC	.00	.00	.00	.00
FUND TOTALS	.00	.00	.00	.00

2022 091 LIBRARY TRUST - LIDDELL	1,224.11	39.39	.00	1,263.50
CASH-LIBRARY TRUST/LIDDELL				



ACCOUNT NAME	BEGINNING CASH BALANCE	CASH RECEIPTS	CASH DISBURSEMENTS	ENDING CASH BALANCE
2022 092 LIBRARY TRUST - ROSENSTEIN				
CASH - LIBRARY TRUST/ROSENSTEIN	94.91	.14	.00	95.05
CD INVESTMENT	19,000.00	.00	.00	19,000.00
FUND TOTALS	19,094.91	.14	.00	19,095.05
2022 098 PAYROLL CLEARING				
CASH - PAYROLL CLEARING	1,244,186.62	1,324,046.09	.00	2,568,232.71
INVESTMENTS	.00	.00	.00	.00
FUND TOTALS	1,244,186.62	1,324,046.09	.00	2,568,232.71
2022 100 CHILD ABUSE PREVENTION FUND				
CASH - CHILD ABUSE PREVENTION	491.99	.79	.00	492.78
CASH INVESTED	.00	.00	.00	.00
FUND TOTALS	491.99	.79	.00	492.78
2022 101 PRETRIAL DIVERSION				
CASH - PRETRIAL DIVERSION	13,720.03	.00	.00	13,720.03
CASH INVESTED	.00	.00	.00	.00
FUND TOTALS	13,720.03	.00	.00	13,720.03
2022 102 HOTEL OCCUPANCY TAX FUND				
CASH - HOTEL OCCUPANCY TAX	69,975.41	32,159.10	25,929.19	76,205.32
CASH INVESTED - TEXPOOL	189,754.19	245.06	.00	189,999.25
CASH INVESTED - LOGIC	175,342.35	246.27	.00	175,588.62
CASH INVESTED - TEXSTAR	148,908.13	177.18	.00	149,085.31
FUND TOTALS	583,980.08	32,827.61	25,929.19	590,878.50
2022 103 HAVA GRANT FUND				
CASH - HAVA GRANT FUND	.00	.00	.00	.00
CASH INVESTED - TEXPOOL	.00	.00	.00	.00
CASH INVESTED - LOGIC	.00	.00	.00	.00
CASH INVESTED - TEXSTAR	.00	.00	.00	.00
FUND TOTALS	.00	.00	.00	.00
2022 104 AMERICAN RESCUE PROG GRANT				
CASH - AMERICAN RESCUE PROG GR	1,354,691.03	252,298.81	104,117.97	1,502,871.87
CASH INVESTED - TEXPOOL	2,002,560.66	2,357.47	250,000.00	1,754,918.13
CASH INVESTED - LOGIC	2,003,344.11	2,813.86	.00	2,006,157.97
CASH INVESTED - TEXSTAR	2,002,334.43	2,382.51	.00	2,004,716.94
FUND TOTALS	7,362,930.23	259,852.65	354,117.97	7,268,664.91
GRAND TOTALS	43,468,938.12	5,123,601.06	6,227,414.12	42,365,125.06

