



**MONTHLY REPORT**

**DECEMBER 2022**


**PATTY BRENNAN**

**COOKE COUNTY TREASURER**


**FINANCIAL REPORTS**

January 9, 2023

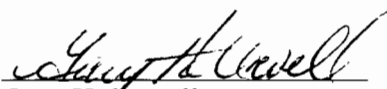
In accordance with Local Government Code 114.026, this affidavit states the current cash and reports in the custody of the county treasurer as of the date of December 31, 2022.




John O. Roane,  
Cooke County Judge




Pam Harrison,  
Cooke County Clerk




Gary Hollowell,  
Commissioner Pct. #1



Jason Snuggs,  
Commissioner Pct. #2



Adam Arendt,  
Commission Pct. #3



Matt Sicking,  
Commissioner Pct. #4

**AFFIDAVIT**

**STATE OF TEXAS**

**COUNTY OF COOKE**

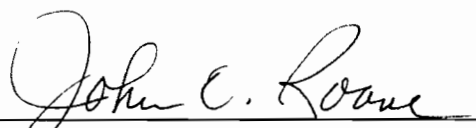
**The members of the Commissioners' Court of Cooke County, Texas, state as follows:**

The requirement of Subsection (C) of the Texas Local Government Code, §114.026 have been met for the term of **December 2022**. The amount of cash and other assets in the custody of the County Treasurer at the time of examination are:


Cash (includes on hand, money market accounts, and short-term investments) **\$ 37,137,254.50**

Other Assets (long term investments) \$ 0.00.

Sworn to and subscribed this 23rd day of January 2023

  
\_\_\_\_\_  
John O. Roane, Cooke County Judge

  
\_\_\_\_\_  
Gary Hollowell, Commissioner, Pct 1

  
\_\_\_\_\_  
Jason Snuggs, Commissioner, Pct 2

  
\_\_\_\_\_  
Adam Arendt, Commissioner, Pct 3

  
\_\_\_\_\_  
Matt Sicking, Commissioner, Pct 4

**ATTEST:**

  
\_\_\_\_\_  
Pam Harrison, County Clerk



3 January 2023

COOKE COUNTY  
101 S DIXON ST  
GAINESVILLE, TX 76240-4729

**COLLATERAL REPORT as of:** 31 December 2022

**Pledgee Code:** COKC

**Demand Deposit Balance:** \$10,292,341.44

**C.D. Balance** \$1,025,828.94

**Amount in Excess of FDIC Ins:** \$10,818,170.38

**Required Pledge Amount:** \$11,899,987.42

*See attached detail report for amount and description of securities pledged to account.*

**Total Pledged Par Amount:** \$18,642,128.00

**Total Collateral Market Value\*:** \$14,624,657.00

**Total Other Collateral:** \$ 0.00

*\*Prices were obtained within five (5) days of the date of this report.*

*\*\*FDIC Insurance is calculated by FDIC rules\*\**

- Pricing supplied by various third party sources including INTERACTIVE DATA and BLOOMBERG INFORMATION SERVICES. Certain infrequently traded Municipal Securities may be priced by utilizing a pricing matrix derived from the current Municipal yield curve.*
- Prices provided are indications only, and although derived from sources we believe reliable, they are not considered all-inclusive.*

*All securities are held at Raymond James.*

# Reportfolio

Simmons First National Bank, Pine Bluff, AR  
 Published: 1/3/2023 7:26:03 AM

Management Report  
 Pledged To: COOKE COUNTY

Date: 31-Dec-22  
 Section V-C  
 Page: 214

Location	Code	Cusip Trans#	Description Maturity	Preference	Pool Coupon	Moody StdPoor	Original Face Pledged Percent	Original Face Value	Pledged Par Value	Book Value	Pledged Market Value																
<b>1 MBS - Variable Rate</b>																											
FRSL	3133EL6C3		FNCB Callable			Aaa	\$25,000,000.00	\$490,000.00	\$490,000.00	\$480,779.19	\$343,460.60																
		628952202109211	9/10/2035		1.730	AA+	1.96%																				
FEDERAL RESERVE BANK, ST. HTM																											
FRSL	3133EL6C3		FNCB Callable			Aaa	\$25,000,000.00	\$490,000.00	\$490,000.00	\$480,779.19	\$343,460.60																
		628952202109211	9/10/2035		1.730	AA+	1.96%																				
FEDERAL RESERVE BANK, ST. HTM																											
<b>2 Agency Notes/Bonds - FR</b>																											
FRSL	3133EL6C3		FNCB Callable			Aaa	\$25,000,000.00	\$490,000.00	\$490,000.00	\$480,779.19	\$343,460.60																
		628952202109211	9/10/2035		1.730	AA+	2.00%																				
FEDERAL RESERVE BANK, ST. HTM																											
<b>3 MBS - Fixed Rate</b>																											
FRSL	3138ESAM0		FNMA Pool #AL9911			Aaa	\$10,000,000.00	\$1,083,161.15	\$1,083,161.15	\$1,131,362.02	\$1,102,322.27																
		472040201708181	9/1/2039		3.754	AA+	50.00%																				
FEDERAL RESERVE BANK, ST. AFS																											
FRSL	3133KLAL1		FHLMC Pool #RA4511			Aaa	\$6,644,672.00	\$784,672.00	\$748,946.42	\$754,202.64	\$579,085.37																
		593101202102101	2/1/2051		1.500	AA+	11.81%																				
FEDERAL RESERVE BANK, ST. HTM																											
FRSL	3133KLAL1		FHLMC Pool #RA4511			Aaa	\$6,644,672.00	\$784,672.00	\$748,946.42	\$754,202.64	\$579,085.37																
		593101202102101	2/1/2051		1.500	AA+	27.54%																				
FEDERAL RESERVE BANK, ST. HTM																											
FRSL	3140QHPJ3		FNMA Pool #CA9434			Aaa	\$45,000,000.00	\$5,275,000.00	\$4,073,339.02	\$4,206,516.01	\$3,638,224.94																
		609589202105131	3/1/2036		2.000	AA+	11.72%																				
FEDERAL RESERVE BANK, ST. AFS																											
FRSL	3133KLAL1		FHLMC Pool #RA4511			Aaa	\$6,644,672.00	\$784,672.00	\$748,946.42	\$754,202.64	\$579,085.37																
		593101202102101	2/1/2051		1.500	AA+	11.81%																				
FEDERAL RESERVE BANK, ST. HTM																											
FRSL	3133KLAL1		FHLMC Pool #RA4511			Aaa	\$6,644,672.00	\$784,672.00	\$748,946.42	\$754,202.64	\$579,085.37																
		593101202102101	2/1/2051		1.500	AA+	27.54%																				
FEDERAL RESERVE BANK, ST. HTM																											
<b>Total Pledged</b>																											
<table border="0" style="width:100%"> <tr> <td style="width:100px">\$0.00</td> <td style="width:100px">Munis with Maturity Under 2 Years</td> <td style="width:100px">\$0.00</td> <td style="width:100px">Other securities with Stated Maturity Under 2 Years</td> <td style="width:100px">\$23,879,672.00</td> <td style="width:100px">\$18,642,127.93</td> <td style="width:100px">\$17,555,618.40</td> <td style="width:100px">\$14,624,657.20</td> </tr> <tr> <td>\$0.00</td> <td>Munis with Maturity Over 2 Years</td> <td>\$18,642,127.93</td> <td>Other securities with Stated Maturity Over 2 Years</td> <td>\$23,879,672.00</td> <td>\$18,642,127.93</td> <td>\$17,555,618.40</td> <td>\$14,624,657.20</td> </tr> </table>												\$0.00	Munis with Maturity Under 2 Years	\$0.00	Other securities with Stated Maturity Under 2 Years	\$23,879,672.00	\$18,642,127.93	\$17,555,618.40	\$14,624,657.20	\$0.00	Munis with Maturity Over 2 Years	\$18,642,127.93	Other securities with Stated Maturity Over 2 Years	\$23,879,672.00	\$18,642,127.93	\$17,555,618.40	\$14,624,657.20
\$0.00	Munis with Maturity Under 2 Years	\$0.00	Other securities with Stated Maturity Under 2 Years	\$23,879,672.00	\$18,642,127.93	\$17,555,618.40	\$14,624,657.20																				
\$0.00	Munis with Maturity Over 2 Years	\$18,642,127.93	Other securities with Stated Maturity Over 2 Years	\$23,879,672.00	\$18,642,127.93	\$17,555,618.40	\$14,624,657.20																				

\*\* If no data is shown, then there are no pledges for the current period.

PAGE 1 12/30/22 19:16:33  
HOLDINGS BAPN032N  
CC1 PROD

FEDERAL RESERVE BANK PLEDGEE

DISTRB PT J1  
AS OF CLOSE OF BUSINESS 12-30-2022

PLEDGEE: COOKE COUNTY J7BM INSTITUTION ID: #J7BM  
100 S. DIXON  
RM. 106

GAINESVILLE TX 76240

HOLDER : 082900432 - SIMMONS PB AR

RESP FRB:H2

ACCOUNT: J7BM - \*COOKE COUNTY

CUSIP #

BVF

PAR

BALANCE	BOOK VALUE	
3133ELZB3 1.95 FCOR 21-35 AN 05-14-35 10,000,000.00 10,000,000.00		1.0000000000
3133EL6C3 1.73 FCOR 21-35 AX 09-10-35 990,000.00 990,000.00		1.0000000000
3133KLAL1 FEPC 01.500 CLRA4511 02-01-51 2,614,672.00 2,495,627.76		0.9544706800
3138ESAM0 FNAR XX.XXX WSAL9911 09-01-39 5,000,000.00 1,083,161.15		0.2166322300
3140QHPU3 FNMS 02.000 CICA9434 03-01-36 5,275,000.00 4,073,339.02		0.7721969700
		SUBTOTAL:
23,879,672.00	18,642,127.93	
		GRAND TOTAL:
23,879,672.00	18,642,127.93	



PROSPERITY BANK

EL CAMPO, TX

Pledge Security Listing

December 31, 2022

ID	CUSIP	Description	Safetkeeping Location	Safetkeeping Receipt	Coupon	Maturity Date	Call Date	Moody	S&P	Fitch	ASC 320	HTM	Face Amount	Current Par	Current Book Value	Market Value	Gain(Loss)
4226	3138WDY19	FINMA #AS4314	PHLB		2.50	01/01/2030		AAA	AA+	AAA		HTM	1,500,000	248,453.27	251,257.49	232,042.93	(19,214.56)
Total for COOKE COUNTY													1,500,000	248,453.27	251,257.49	232,042.93	(19,214.56)

TOTALS

PRIOR MONTH ENDING BANK STATEMENT BALANCE \$3,853,608.48 161  
 CLEARED DEPOSITS \$4,152,960.46 7  
 CLEARED ADDITIONS \$2,664,443.99 439  
 CLEARED CHECKS \$3,456,544.10-  
 CLEARED DEDUCTIONS \$305,233.86- 4

CURRENT MONTH ENDING BANK STATEMENT BALANCE \$6,909,234.97

CURRENT MONTH ENDING BANK STATEMENT BALANCE \$6,909,234.97  
 OUTSTANDING DEPOSITS \$7,648.45 8  
 OUTSTANDING ADDITIONS \$ .00  
 OUTSTANDING CHECKS \$939,066.14- 639  
 OUTSTANDING DEDUCTIONS \$ .00

RECONCILED BOOK BALANCE \$5,977,817.28

ENDING STATEMENT DATE 12/30/2022 CLERK: PB



C.D. INVESTMENTS

-----

SIMMONS BANK

DECEMBER 2022

<u>C.D.#</u>	<u>PURCHASE DATE</u>	<u>AMOUNT</u>	<u>MAT. DATE</u>
Library Liddell 2363	Jan 17, 2021	7,500.00	Jan 25, 2023
Library Liddell 2389	Jan 17, 2021	7,500.00	Jan 25, 2023
Library Rosenstein 5099	Dec 12, 2020	11,000.00	Dec 12, 2023
Library Rosenstein 8294	Mar 16, 2021	8,000.00	Mar 24, 2024

INT. EARNED MONTHLY:

2-Liddell CD's @ 1.00%  
Rosenstein #5099 CD @ 1.00%  
Rosenstein #8294 CD @ .60%

Interest is deposited into the Treasurer's Fund. The 4 Library's CDs' interest is deposited quarterly.

THE FIRST STATE BANK

<u>C.D.#</u>	<u>PURCHASE DATE</u>	<u>AMOUNT</u>	<u>MAT. DATE</u>
GEN/6877	Dec 17, 2020	250,000.00	Dec 17, 2022
GEN/7619049	Dec 17, 2022	250,000.00	March 17, 2024

INT. EARNED MONTHLY:

Gen CD @ .50 (Until Dec 17, 2022)  
Gen CD @ 4.00 (Beginning Dec 17, 2022)

Interest accrues monthly and is deposited monthly with depository bank into the Treasurer's Fund

**INVESTMENTS-TEXPOOL**  
**PATTY BRENNAN, COOKE COUNTY TREASURER**  
**DECEMBER 2022**

ACCT NAME	BALANCE FORWARD	DEPOSITS	WITH- DRAWALS	CURRENT INTEREST	ENDING BALANCE
GENERAL	\$ 2,226,080.06	\$ -	\$ -	\$ 7,524.49	\$ 2,233,604.55
R & B -1	\$ 654,376.79	\$ -	\$ -	\$ 2,211.89	\$ 656,588.68
R & B -2	\$ 57,487.75	\$ -	\$ -	\$ 194.36	\$ 57,682.11
R & B -3	\$ 443,215.90	\$ -	\$ -	\$ 1,498.11	\$ 444,714.01
R & B -4	\$ 598,881.99	\$ -	\$ -	\$ 2,024.33	\$ 600,906.32
FM & L	\$ 281,016.52	\$ -	\$ -	\$ 949.92	\$ 281,966.44
STATE FUNDS	\$ 10,190.10	\$ -	\$ -	\$ 34.46	\$ 10,224.56
REC PRESV	\$ 30,108.81	\$ -	\$ -	\$ 101.77	\$ 30,210.58
ADULT PROB	\$ 206,519.76	\$ -	\$ -	\$ 698.07	\$ 207,217.83
COURT REP	\$ 9,562.10	\$ -	\$ -	\$ 32.37	\$ 9,594.47
PERM IMP	\$ 370,132.50	\$ -	\$ -	\$ 1,251.13	\$ 371,383.63
LAW ENFORCEMENT ED	\$ 10,751.30	\$ -	\$ -	\$ 36.36	\$ 10,787.66
JP-CH SECURITY	\$ 31,190.91	\$ -	\$ -	\$ 105.47	\$ 31,296.38
DIST CLK RECORDS MGMT	\$ 16,134.45	\$ -	\$ -	\$ 54.49	\$ 16,188.94
DIST CLK ARCHIVE	\$ 4,301.43	\$ -	\$ -	\$ 14.47	\$ 4,315.90
LAW LIBRARY	\$ 118,581.05	\$ -	\$ -	\$ 400.84	\$ 118,981.89
JP TECH	\$ 28,240.22	\$ -	\$ -	\$ 95.44	\$ 28,335.66
C H SECURITY	\$ 79,372.56	\$ -	\$ -	\$ 268.25	\$ 79,640.81
LIBRARY	\$ 25,574.95	\$ -	\$ -	\$ 86.47	\$ 25,661.42
ARCHIVE	\$ 58,545.56	\$ -	\$ -	\$ 197.92	\$ 58,743.48
DIST ATTY FORFEITURE	\$ 38,620.02	\$ -	\$ -	\$ 130.54	\$ 38,750.56
SHERIFF FORFEITURE	\$ 31,142.99	\$ -	\$ -	\$ 105.25	\$ 31,248.24
JAIL COMMISSARY	\$ 85,216.89	\$ -	\$ -	\$ 288.04	\$ 85,504.93
2004 GO-REFUNDING	\$ 152,401.16	\$ -	\$ -	\$ 515.10	\$ 152,916.26
HOTEL/MOTEL TAX	\$ 272,413.85	\$ -	\$ -	\$ 920.83	\$ 273,334.68
AMERICAN RESCUE GRANT	\$ 2,375,705.02	\$ -	\$ -	\$ 8,030.25	\$ 2,383,735.27
<b>TOTAL: TREAS FUND</b>	<b>\$ 8,215,764.64</b>	<b>\$ -</b>	<b>\$ -</b>	<b>\$ 27,770.62</b>	<b>\$ 8,243,535.26</b>

YEAR - TO - DATE INTEREST	BAL FORWARD:	CURRENT INT.:	BALANCE:
	\$ 48,253.34	\$ 27,770.62	\$ 76,023.96

AVG. YEILD FOR DEC 2022                      3.98% MKT VALUE/ SHARI \$                      1.00

**INVESTMENTS-TEX STAR  
PATTY BRENNAN, COOKE COUNTY TREASURER  
DECEMBER 2022**

ACCT NAME	BALANCE FORWARD	DEPOSITS	WITH- DRAWALS	CURRENT INTEREST	ENDING BALANCE
GENERAL	\$ 2,113,302.29	\$ -	\$ -	\$ 7,122.24	\$ 2,120,424.53
R & B -1	\$ 308,809.21	\$ -	\$ -	\$ 1,040.73	\$ 309,849.94
R & B -2	\$ 51,111.25	\$ -	\$ -	\$ 172.24	\$ 51,283.49
R & B -3	\$ 289,958.57	\$ -	\$ -	\$ 977.24	\$ 290,935.81
R & B -4	\$ 380,743.68	\$ -	\$ -	\$ 1,283.20	\$ 382,026.88
FM & L	\$ 238,359.91	\$ -	\$ -	\$ 803.30	\$ 239,163.21
ADULT PROBATION	\$ 156,001.54	\$ -	\$ -	\$ 525.74	\$ 156,527.28
PERM IMP	\$ 804,604.87	\$ -	\$ -	\$ 2,711.68	\$ 807,316.55
CC LIBRARY	\$ 25,149.01	\$ -	\$ -	\$ 84.75	\$ 25,233.76
COURTHOUSE SECURITY	\$ 99,377.48	\$ -	\$ -	\$ 334.92	\$ 99,712.40
ARCHIVE FEES	\$ 67,538.44	\$ -	\$ -	\$ 227.62	\$ 67,766.06
2012 GO REFUNDING	\$ 101,168.48	\$ -	\$ -	\$ 340.96	\$ 101,509.44
JAIL COMMISSARY	\$ 30,234.22	\$ -	\$ -	\$ 101.90	\$ 30,336.12
HOTEL/MOTEL TAX	\$ 150,414.63	\$ -	\$ -	\$ 506.92	\$ 150,921.55
AMERICAN RESCUE GRANT	\$ 2,223,783.56	\$ -	\$ -	\$ 7,494.57	\$ 2,231,278.13
<b>TOTAL: TREAS FUND</b>	<b>\$ 7,040,557.14</b>	<b>\$ -</b>	<b>\$ -</b>	<b>\$ 23,728.01</b>	<b>\$ 7,064,285.15</b>

YEAR - TO - DATE INTEREST	BAL FORWARD	CURRENT INT.	BALANCE
	\$ 37,590.09	\$ 23,728.01	\$ 61,318.10

AVG. YEILD FOR DEC 2022                      3.97%    MKT VALUE / SHARE \$                      1.00

**INVESTMENTS-LOGIC  
PATTY BRENNAN, COOKE COUNTY TREASURER  
DECEMBER 2022**

ACCT NAME	BALANCE FORWARD	DEPOSITS	WITH- DRAWALS	CURRENT INTEREST	ENDING BALANCE
GENERAL	\$ 3,711,942.92	\$ -	\$ -	\$ 13,662.06	\$ 3,725,604.98
R & B -1	\$ 671,880.92	\$ -	\$ -	\$ 2,472.88	\$ 674,353.80
R & B -2	\$ 32,588.42	\$ -	\$ -	\$ 119.95	\$ 32,708.37
R & B -3	\$ 621,733.27	\$ -	\$ -	\$ 2,288.31	\$ 624,021.58
R & B -4	\$ 744,268.92	\$ -	\$ -	\$ 2,739.34	\$ 747,008.26
FM & L	\$ 284,960.55	\$ -	\$ -	\$ 1,048.83	\$ 286,009.38
ADULT PROBATION	\$ 191,681.94	\$ -	\$ -	\$ 705.50	\$ 192,387.44
PERM IMP	\$ 749,850.63	\$ -	\$ -	\$ 2,759.87	\$ 752,610.50
LAW LIBRARY	\$ 72,304.44	\$ -	\$ -	\$ 266.13	\$ 72,570.57
COURTHOUSE SECURITY	\$ 94,120.56	\$ -	\$ -	\$ 346.41	\$ 94,466.97
CC LIBRARY	\$ 25,163.17	\$ -	\$ -	\$ 92.60	\$ 25,255.77
RECORDS MANAGEMENT	\$ 21,149.33	\$ -	\$ -	\$ 77.83	\$ 21,227.16
ARCHIVE FEES	\$ 77,496.58	\$ -	\$ -	\$ 285.23	\$ 77,781.81
DIST ATTY FORFEITURE	\$ 41,915.43	\$ -	\$ -	\$ 154.28	\$ 42,069.71
SHERIFF FOREITURE	\$ 26,986.72	\$ -	\$ -	\$ 99.34	\$ 27,086.06
JAIL COMMISSARY	\$ 30,256.01	\$ -	\$ -	\$ 111.38	\$ 30,367.39
2012 GO REFUNDING	\$ 304,305.87	\$ -	\$ -	\$ 1,120.02	\$ 305,425.89
HOTEL TAX FUND	\$ 177,306.27	\$ -	\$ -	\$ 652.59	\$ 177,958.86
AMERICAN RESCUE GRANT	\$ 2,227,087.70	\$ -	\$ -	\$ 8,196.92	\$ 2,235,284.62
<b>TOTAL: TREAS FUND</b>	<b>\$ 10,106,999.65</b>	<b>\$ -</b>	<b>\$ -</b>	<b>\$ 37,199.47</b>	<b>\$ 10,144,199.12</b>

YEAR - TO - DATE INTEREST	BAL FORWARD	CURRENT INT.	BALANCE
	\$ 67,382.93	\$ 37,199.47	\$ 104,582.40

AVG. YEILD FOR DEC 2022                      4.33% MKT VALU/SHARE \$                      1.00

COOKE COUNTY  
16960003

Custody Holdings for Currency USD

As of 12/31/2022  
Page 1

Security Receipt	Trade Date Settlement Date	Cost Basis	Par/Shares Original Face	Description Rate, Maturity	Principal Cost Market Value	Date Priced
14042RQX2	04/27/2022	100,000,000	246,000.00	CAPITAL ONE NA CD	246,000.00	12/30/2022
409001972	05/05/2022		.00	2.65, 05/06/2024	239,696.50	
14042FT9	04/27/2022	100,000,000	246,000.00	CAPITAL ONE BANK USA NA CD	246,000.00	12/30/2022
409001971	05/05/2022		.00	2.65, 05/06/2024	239,696.50	
3134GXCA0	11/30/2021	99,645,700	1,000,000.00	FEDERAL HOME LN MTG CORP	996,457.00	12/30/2022
408000957	12/02/2021		.00	.32, 11/24/2023	959,279.00	
91282CBX8	04/28/2021	100,000,000	1,000,000.00	UNITED STATES TREAS NOTE	1,000,000.00	12/30/2022
286005501	04/30/2021		.00	.125, 04/30/2023	986,250.00	
91282CDA6	03/16/2022	97,885,500	2,000,000.00	UNITED STATES TREAS NTS	1,957,710.00	12/30/2022
409001431	03/18/2022		.00	.25, 09/30/2023	1,933,516.00	
Total USD Par			4,492,000.00	Total USD Cost	4,446,167.00	
Total USD Original Face			4,492,000.00	Total USD Market Value	4,358,438.00	

PNC and PNC Bank are registered marks of The PNC Financial Services Group, Inc. (PNC).  
PNC makes no representations as to the accuracy or completeness of the information herein.



DATE	FUND NAME	CHECKING ACCOUNT	CHECKING AMOUNT	TDOA ACCOUNT	TDOA AMOUNT	FUND TOTAL
2023 001	GENERAL	TREAS FUND	1,189,159.80	TEXPOOL LOGIC TEXSTAR T-BILLS CERT DEPOS	2,233,604.55 3,725,604.98 2,120,424.53 3,959,373.43 742,000.00	13,970,167.29
2023 011	ROAD & BRIDGE 1	TREAS FUND	377,615.14	TEXPOOL LOGIC TEXSTAR STONE	656,588.68 674,353.80 309,849.94	2,018,407.56
2023 012	ROAD & BRIDGE 2	TREAS FUND	373,825.76	TEXPOOL LOGIC TEXSTAR	57,682.11 32,708.37 51,283.49	515,499.73
2023 013	ROAD & BRIDGE 3	TREAS FUND	266,559.69	TEXPOOL LOGIC TEXSTAR	444,714.01 624,021.58 290,935.81	1,626,231.09
2023 014	ROAD & BRIDGE 4	TREAS FUND	448,721.85	TEXPOOL LOGIC TEXSTAR	600,906.32 747,008.26 382,026.88	2,178,663.31
2023 019	FM & LATERAL	TREAS FUND	46,058.46	TEXPOOL LOGIC TEXSTAR	281,966.44 286,009.38 239,163.21	853,197.49
2023 020	TJPC	TREAS FUND	12,251.75	TEXPOOL LOGIC TEXSTAR		12,251.75
2023 021	JUVENILE PROB-ISP	TREAS FUND		TEXPOOL LOGIC TEXSTAR		
2023 022	JUVENILE PROBATION	TREAS FUND	48,867.88	TEXPOOL LOGIC TEXSTAR		48,867.88
2023 023	JUVENILE PROB. IV-E	TREAS FUND	107.10	TEXPOOL LOGIC TEXSTAR		107.10
2023 024	JUVENILE DELINQUENCY PREVENTN	TREAS FUND	25,805.04	TEXPOOL LOGIC TEXSTAR		25,805.04
2023 028	ADULT PROBATION	TREAS FUND	22,741.58	TEXPOOL LOGIC TEXSTAR	207,217.83 192,387.44 156,527.28	578,874.13
2023 029	COMMUNITY CORRECTIONS	TREAS FUND	11,287.74	TEXPOOL LOGIC		11,287.74
2023 031	CONTRACT ELECTIONS	TREAS FUND	22,823.04	TEXPOOL LOGIC		22,823.04
2023 032	DISTRICT CLERK PRESERVATION	TREAS FUND	257,404.54	TEXPOOL LOGIC		257,404.54

DATE 01/10/2023 TIME 15:46

COMBINED STATEMENT OF CASH POSITION FOR DECEMBER

FUND NAME	CHECKING ACCOUNT	CHECKING AMOUNT	TDOA ACCOUNT	TDOA AMOUNT	FUND TOTAL
2023 033 COUNTY/DISTRICT TECHNOLOGY	TREAS FUND	11,802.11	TEXPOOL LOGIC TEXSTAR		11,802.11
2023 034 COURT REPORTER	TREAS FUND	16,221.08	TEXPOOL LOGIC TEXSTAR	9,594.47	25,815.55
2023 035 PERMANENT IMPROVEMENT	TREAS FUND	165,519.19	TEXPOOL LOGIC TEXSTAR STONE	371,383.63 752,610.50 807,316.55	2,096,829.87
2023 037 LAW ENFORCEMENT ED	TREAS FUND	4,166.96	TEXPOOL LOGIC TEXSTAR	10,787.66	14,954.62
2023 038 JP TECH	TREAS FUND	15,833.40	TEXPOOL LOGIC TEXSTAR	28,335.66	44,169.06
2023 040 LAW LIBRARY	TREAS FUND	22,850.51	TEXPOOL LOGIC TEXSTAR	118,981.89 72,570.57	214,402.97
2023 041 CC LIBRARY FUND	TREAS FUND	16,832.79	TEXPOOL LOGIC TEXSTAR	25,661.42 25,255.77 25,233.76	92,983.74
2023 042 CC HISTORICAL COMM.	TREAS FUND	2,574.93	TEXPOOL LOGIC TEXSTAR	31,296.38	2,574.93
2023 043 JP COURTHOUSE SECURITY	TREAS FUND	22,653.89	TEXPOOL LOGIC TEXSTAR	53,950.27	
2023 044 COURTHOUSE SECURITY	TREAS FUND	35,517.06	TEXPOOL LOGIC TEXSTAR	79,640.81 94,466.97 99,712.40	309,337.24
2023 046 CHAPTER 19	TREAS FUND	266.11-	TEXPOOL LOGIC TEXSTAR	266.11-	266.11-
2023 047 CC RECORDS MANAGEMENT	TREAS FUND	16,884.13	TEXPOOL LOGIC TEXSTAR	16,884.13	16,884.13
2023 048 COUNTY RECORDS MANAGEMENT	TREAS FUND	6,876.93	TEXPOOL LOGIC TEXSTAR	21,227.16	28,104.09
2023 049 CC RECORDS PRESERVATION	TREAS FUND	41,594.51	TEXPOOL LOGIC TEXSTAR	30,210.58	71,805.09
2023 050 DIST CLERK RECORDS MANAGEMENT	TREAS FUND	34,309.64	TEXPOOL LOGIC	16,188.94	

COMBINED STATEMENT OF CASH POSITION FOR DECEMBER

FUND NAME	CHECKING ACCOUNT	CHECKING AMOUNT	TDOA ACCOUNT	TDOA AMOUNT	FUND TOTAL
2023 051 DISTRICT CLERK ARCHIVE	TREAS FUND	28,981.00	TEXPOOL LOGIC TEXSTAR	4,315.90	50,498.58
2023 052 COUNTY CLERK ARCHIVE FEE	TREAS FUND	31,628.25	TEXPOOL LOGIC TEXSTAR	58,743.48 77,781.81 67,766.06	33,296.90
2023 053 CA CHECK COLLECTING	TREAS FUND	446.18	TEXPOOL LOGIC TEXSTAR	446.18	235,919.60
2023 054 DA CHECK COLLECTING	TREAS FUND	300.34	TEXPOOL LOGIC TEXSTAR	300.34	446.18
2023 056 DISTRICT ATTY FORFEITURE	TREAS FUND	12,206.58	TEXPOOL LOGIC TEXSTAR	38,750.56 42,069.71	300.34
2023 057 D A SEIZURE FUND	TREAS FUND	76,095.90	TEXPOOL LOGIC TEXSTAR	31,248.24 27,086.06	93,026.85
2023 058 SHERIFF FORFEITURE	TREAS FUND	90,572.32	TEXPOOL LOGIC TEXSTAR	27,086.06	76,095.90
2023 059 JAIL COMMISSARY	TREAS FUND	46,607.10	TEXPOOL LOGIC TEXSTAR	85,504.93 30,367.39 30,336.12	148,906.62
2023 061 2004 GO REFUNDING DEBT SERVITREAS FUND	TREAS FUND	203,836.06	TEXPOOL LOGIC TEXSTAR	152,916.26 305,425.89 101,509.44	192,815.54
2023 088 STATE FEES	TREAS FUND	81,897.37	TEXPOOL LOGIC TEXSTAR	10,224.56	763,687.65
2023 090 OFFICER'S TRUST	TREAS FUND		TEXPOOL		92,121.93
2023 091 LIBRARY TRUST - LIDDELL	TREAS FUND	1,313.74	CERT DEPOS	15,000.00	16,313.74
2023 092 LIBRARY TRUST - ROSENSTEIN	TREAS FUND	175.44	CERT DEPOS	19,000.00	19,175.44
2023 098 PAYROLL CLEARING	PAYROLL	4,553,660.00	TEXPOOL	4,553,660.00	4,553,660.00
2023 100 CHILD ABUSE PREVENTION FUND	TREAS FUND	497.57	TEXPOOL		497.57
2023 101 PRETRIAL DIVERSION	TREAS FUND	15,720.03	TEXPOOL		15,720.03
2023 102 HOTEL OCCUPANCY TAX FUND	TREAS FUND	24,900.43	TEXPOOL LOGIC TEXSTAR	273,334.68 177,958.86 150,921.55	627,115.52
2023 103 HAVA GRANT FUND					



DATE 01/10/2023 TIME 15:46

COMBINED STATEMENT OF CASH POSITION FOR DECEMBER

GEL102 PAGE

FUND NAME	CHECKING ACCOUNT	CHECKING AMOUNT	TDOA ACCOUNT	TDOA AMOUNT	FUND TOTAL
2023 104 AMERICAN RESCUE PROG GRANT	TREAS FUND	98,068.34-	TEXPOOL LOGIC TEXSTAR	2,383,735.27 2,235,284.62 2,231,278.13	6,752,229.68
2023 105 JUNIOR EMS PROGRAM					
2023 106 PAUPERS CEMETERY					

TOTAL 8,072,561.28 30,187,392.96 38,259,954.24

CHECK ACCOUNT

CHECK

ACCOUNT BALANCE - TREAS FUND

3,518,901.28

ACCOUNT BALANCE - PAYROLL

4,553,660.00

TOTAL

8,072,561.28

TDOA ACCOUNT

TDOA

ACCOUNT BALANCE - TEXPOOL

8,243,535.26

ACCOUNT BALANCE - LOGIC

10,144,199.12

ACCOUNT BALANCE - TEXSTAR

7,064,285.15

ACCOUNT BALANCE - T-BILLS

3,959,373.43

ACCOUNT BALANCE - CERT DEPOS

776,000.00

TOTAL

30,187,392.96

ACCOUNT NAME	BEGINNING CASH BALANCE	CASH RECEIPTS	CASH DISBURSEMENTS	ENDING CASH BALANCE
2023 001 GENERAL	808,474.79	2,720,863.50	2,340,178.49	1,189,159.80
CASH - GENERAL FUND	2,426.50	.00	.00	2,426.50
CASH ON HAND	2,226,080.06	7,524.49	.00	2,233,604.55
CASH INVESTED - TEXPOOL	3,711,942.92	13,662.06	.00	3,725,604.98
CASH INVESTED - LOGIC	2,113,302.29	7,122.24	.00	2,120,424.53
CASH INVESTED - TEXSTAR	.00	.00	.00	.00
CASH INVESTED - STONE CASTLE	3,959,373.43	.00	.00	3,959,373.43
T-BILLS - INVESTMENTS	742,000.00	.00	.00	742,000.00
CASH INVESTMENT-CD	13,563,599.99	2,749,172.29	2,340,178.49	13,972,593.79
FUND TOTALS				
2023 011 ROAD & BRIDGE 1	181,338.84	292,403.71	96,127.41	377,615.14
CASH - ROAD & BRIDGE # 1	654,376.79	2,211.89	.00	656,588.68
CASH INVESTED - TEXPOOL	671,880.92	2,472.88	.00	674,353.80
CASH INVESTED - LOGIC	308,809.21	1,040.73	.00	309,849.94
CASH INVESTED - TEXSTAR	.00	.00	.00	.00
STONE CASTLE	.00	.00	.00	.00
T-BILL INVESTMENTS	1,816,405.76	298,129.21	96,127.41	2,018,407.56
FUND TOTALS				
2023 012 ROAD & BRIDGE 2	70,321.91	389,878.60	86,374.75	373,825.76
CASH - ROAD & BRIDGE # 2	57,487.75	194.36	.00	57,682.11
CASH INVESTED - TEXPOOL	32,588.42	119.95	.00	32,708.37
CASH INVESTED - LOGIC	51,111.25	172.24	.00	51,283.49
CASH INVESTED - TEXSTAR	.00	.00	.00	.00
T-BILL INVESTMENTS	211,509.33	390,365.15	86,374.75	515,499.73
FUND TOTALS				
2023 013 ROAD & BRIDGE 3	104,253.10	295,222.40	132,915.81	266,559.69
CASH - ROAD & BRIDGE # 3	443,215.90	1,498.11	.00	444,714.01
CASH INVESTED - TEXPOOL	621,733.27	2,288.31	.00	624,021.58
CASH INVESTED - LOGIC	289,958.57	977.24	.00	290,935.81
CASH INVESTED - TEXSTAR	.00	.00	.00	.00
T-BILL INVESTMENTS	1,459,160.84	299,986.06	132,915.81	1,626,231.09
FUND TOTALS				
2023 014 ROAD & BRIDGE 4	241,400.86	299,119.08	91,798.09	448,721.85
CASH - ROAD & BRIDGE # 4	598,881.99	2,024.33	.00	600,906.32
CASH INVESTED - TEXPOOL	744,268.92	2,739.34	.00	747,008.26
CASH INVESTED - LOGIC	380,743.68	1,283.20	.00	382,026.88
CASH INVESTED - TEXSTAR	.00	.00	.00	.00
T-BILL INVESTMENTS	1,965,295.45	305,165.95	91,798.09	2,178,663.31
FUND TOTALS				
2023 019 FM & LATERAL	44,969.84	1,124.80	36.18	46,058.46
CASH - F M & LATERAL	281,016.52	949.92	.00	281,966.44
CASH INVESTED	284,960.55	1,048.83	.00	286,009.38
CASH INVESTED - LOGIC	238,359.91	803.30	.00	239,163.21
CASH INVESTED - TEXSTAR	.00	.00	.00	.00
T-BILL INVESTMENT	849,306.82	3,926.85	36.18	853,197.49
FUND TOTALS				
2023 020 TUPC	36,756.56	.00	24,504.81	12,251.75
CASH - T.J.P.C.	.00	.00	.00	.00
CASH INVESTED	.00	.00	.00	.00
CASH INVESTED - LOGIC	.00	.00	.00	.00

ACCOUNT NAME	BEGINNING CASH BALANCE	CASH RECEIPTS	CASH DISBURSEMENTS	ENDING CASH BALANCE
2023 021 JUVENILE PROB-ISP				
CASH - JUVENILE PROBATION INVESTMENTS	.00	.00	.00	.00
CASH INVESTED - LOGIC	.00	.00	.00	.00
CASH INVESTED - TEXSTAR	.00	.00	.00	.00
FUND TOTALS	.00	.00	.00	.00
2023 022 JUVENILE PROBATION				
CASH - JUV. PROB. DIV INVESTMENTS	48,550.51	317.37	.00	48,867.88
FUND TOTALS	48,550.51	317.37	.00	48,867.88
2023 023 JUVENILE PROB. IV-E				
CASH - IV-E	106.61	.49	.00	107.10
CASH INVESTED - LOGIC	.00	.00	.00	.00
CASH INVESTED - TEXSTAR	.00	.00	.00	.00
FUND TOTALS	106.61	.49	.00	107.10
2023 024 JUVENILE DELINQUENCY PREVENTN				
CASH - JUVENILE DELINQUENCY PR INVESTMENTS	23,303.25	2,501.79	.00	25,805.04
CASH INVESTED - LOGIC	.00	.00	.00	.00
CASH INVESTED - TEXSTAR	.00	.00	.00	.00
FUND TOTALS	23,303.25	2,501.79	.00	25,805.04
2023 028 ADULT PROBATION				
CASH - ADULT PROBATION	31,355.17	31,906.56	40,520.15-	22,741.58
CASH ON HAND	75.00	.00	.00	75.00
CASH INVESTED - TEXPOOL	206,519.76	698.07	.00	207,217.83
CASH INVESTED - LOGIC	191,681.94	705.50	.00	192,387.44
CASH INVESTED - TEXSTAR	156,001.54	525.74	.00	156,527.28
FUND TOTALS	585,633.41	33,835.87	40,520.15-	578,949.13
2023 029 COMMUNITY CORRECTIONS				
CASH - COMMUNITY CORRECTI INVESTMENTS	17,468.67	.00	6,180.93-	11,287.74
CASH INVESTED - LOGIC	.00	.00	.00	.00
FUND TOTALS	17,468.67	.00	6,180.93-	11,287.74
2023 031 CONTRACT ELECTIONS				
CASH - CONTRACT ELECTIONS	22,120.04	703.00	.00	22,823.04
CASH INVESTED - TEXPOOL	.00	.00	.00	.00
CASH INVESTED - LOGIC	.00	.00	.00	.00
FUND TOTALS	22,120.04	703.00	.00	22,823.04
2023 032 DISTRICT CLERK PRESERVATION				
CASH - DISTRICT CLERK PRESVATI INVESTMENTS	256,095.20-	.00	1,309.34-	257,404.54-
CASH INVESTED - LOGIC	.00	.00	.00	.00
CASH INVESTED - TEXSTAR	.00	.00	.00	.00
FUND TOTALS	256,095.20-	.00	1,309.34-	257,404.54-
2023 033 COUNTY/DISTRICT TECHNOLOGY FUN				
CASH - COUNTY/DISTRICT TECH	11,365.71	436.40	.00	11,802.11

ACCOUNT NAME	BEGINNING CASH BALANCE	CASH RECEIPTS	CASH DISBURSEMENTS	ENDING CASH BALANCE
2023 034 COURT REPORTER INVESTMENTS	11,365.71	436.40	.00	11,802.11
CASH INVESTED - LOGIC	.00	.00	.00	.00
CASH INVESTED - TEXSTAR	.00	.00	.00	.00
FUND TOTALS	11,365.71	436.40	.00	11,802.11
2023 034 COURT REPORTER -COURT REPORTER FUND INVESTMENTS	14,948.72	1,272.36	.00	16,221.08
CASH INVESTED - LOGIC	9,562.10	32.37	.00	9,594.47
CASH INVESTED - TEXSTAR	.00	.00	.00	.00
FUND TOTALS	24,510.82	1,304.73	.00	25,815.55
2023 035 PERMANENT IMPROVEMENT	119,822.17	97,098.87	51,401.85	165,519.19
CASH - PERMANENT IMPROVEM	370,132.50	1,251.13	.00	371,383.63
CASH INVESTED - LOGIC	749,850.63	2,759.87	.00	752,610.50
CASH INVESTED - TEXSTAR	804,604.87	2,711.68	.00	807,316.55
STONE CASTLE	.00	.00	.00	.00
T-BILL INVESTMENTS	.00	.00	.00	.00
FUND TOTALS	2,044,410.17	103,821.55	51,401.85	2,096,829.87
2023 037 LAW ENFORCEMENT ED	6,443.13	1,028.02	3,304.19	4,166.96
CASH - LAW ENFORCEMENT ED	10,751.30	36.36	.00	10,787.66
CASH INVESTED - LOGIC	.00	.00	.00	.00
CASH INVESTED - TEXSTAR	.00	.00	.00	.00
FUND TOTALS	17,194.43	1,064.38	3,304.19	14,954.62
2023 038 JP TECH	15,153.53	2,047.74	1,367.87	15,833.40
CASH - J P TECH FUND	28,240.22	95.44	.00	28,335.66
CASH INVESTED - LOGIC	.00	.00	.00	.00
CASH INVESTED - TEXSTAR	.00	.00	.00	.00
FUND TOTALS	43,393.75	2,143.18	1,367.87	44,169.06
2023 040 LAW LIBRARY	21,651.33	1,758.32	559.14	22,850.51
CASH - LAW LIBRARY	118,581.05	400.84	.00	118,981.89
CASH INVESTED - LOGIC	72,304.44	266.13	.00	72,570.57
CASH INVESTED - TEXSTAR	.00	.00	.00	.00
FUND TOTALS	212,536.82	2,425.29	559.14	214,402.97
2023 041 CC LIBRARY FUND	17,710.70	921.49	1,799.40	16,832.79
CASH - COOKE COUNTY LIBRA	25,574.95	86.47	.00	25,661.42
CASH INVESTED - LOGIC	25,163.17	92.60	.00	25,255.77
CASH INVESTED - TEXSTAR	25,149.01	84.75	.00	25,233.76
T-BILL INVESTMENTS	.00	.00	.00	.00
FUND TOTALS	93,597.83	1,185.31	1,799.40	92,983.74
2023 042 CC HISTORICAL COMM.	2,563.03	11.90	.00	2,574.93
CASH - COOKE CO. HISTORIC	2,563.03	11.90	.00	2,574.93
FUND TOTALS	2,563.03	11.90	.00	2,574.93
2023 043 JP COURTHOUSE SECURITY	20,210.90	2,442.99	.00	22,653.89
CASH - JP COURTHOUSE SECURITY	31,190.91	105.47	.00	31,296.38
CASH INVESTED				

ACCOUNT NAME	BEGINNING CASH BALANCE	CASH RECEIPTS	CASH DISBURSEMENTS	ENDING CASH BALANCE
2023 044 COURTHOUSE SECURITY				
CASH - COURTHOUSE SECURITY	41,503.20	2,618.06	8,604.20-	35,517.06
CASH INVESTED - LOGIC	79,372.56	268.25	.00	79,640.81
CASH INVESTED - TEXSTAR	94,120.56	346.41	.00	94,466.97
FUND TOTALS	99,377.48	334.92	.00	99,712.40
	314,373.80	3,567.64	8,604.20-	309,337.24
2023 046 CHAPTER 19				
CASH - CHAPTER 19	2,205.36-	2,431.56	492.31-	266.11-
INVESTMENTS	.00	.00	.00	.00
FUND TOTALS	2,205.36-	2,431.56	492.31-	266.11-
2023 047 CC RECORDS MANAGEMENT				
CASH - CC RECORDS MANAGEMENT	15,616.24	1,267.89	.00	16,884.13
INVESTMENTS - TEXPOOL	.00	.00	.00	.00
FUND TOTALS	15,616.24	1,267.89	.00	16,884.13
2023 048 COUNTY RECORDS MANAGEMENT				
CASH - RECORDS MANAGEMENT	6,756.04	120.89	.00	6,876.93
CASH INVESTED - TEXPOOL	.00	.00	.00	.00
CASH INVESTED - LOGIC	21,149.33	77.83	.00	21,227.16
CASH INVESTED - TEXSTAR	27,905.37	198.72	.00	28,104.09
FUND TOTALS	34,677.15	6,917.36	.00	41,594.51
	30,108.81	101.77	.00	30,210.58
	.00	.00	.00	.00
	64,785.96	7,019.13	.00	71,805.09
2023 049 CC RECORDS PRESERVATION				
CASH - RECORDS PRESERVATION	31,672.45	2,637.19	.00	34,309.64
CASH INVESTED	16,134.45	54.49	.00	16,188.94
CASH INVESTED - LOGIC	.00	.00	.00	.00
CASH INVESTED - TEXSTAR	47,806.90	2,691.68	.00	50,498.58
FUND TOTALS	28,847.04	133.96	.00	28,981.00
	4,301.43	14.47	.00	4,315.90
	.00	.00	.00	.00
	33,148.47	148.43	.00	33,296.90
2023 052 COUNTY CLERK ARCHIVE FEE				
CASH - RECORDS ARCHIVE	31,688.32	6,559.93	6,620.00-	31,628.25
INVESTMENTS	58,545.56	197.92	.00	58,743.48
CASH INVESTED - LOGIC	77,496.58	285.23	.00	77,781.81
CASH INVESTED - TEXSTAR	67,538.44	227.62	.00	67,766.06
FUND TOTALS	235,268.90	7,270.70	6,620.00-	235,919.60
2023 053 CA CHECK COLLECTING				
CASH - CHECK COLLECTING &	686.18	.00	240.00-	446.18

ACCOUNT NAME	BEGINNING CASH BALANCE	CASH RECEIPTS	CASH DISBURSEMENTS	ENDING CASH BALANCE
2023 054 DA CHECK COLLECTING				
CASH INVESTED - LOGIC	.00	.00	.00	.00
CASH INVESTED - TEXSTAR	.00	.00	.00	.00
FUND TOTALS	686.18	.00	240.00	446.18
2023 054 DA CHECK COLLECTING				
CASH INVESTED	300.34	.00	.00	300.34
CASH - DA CHECK COLLECTING		.00	.00	.00
FUND TOTALS	300.34	.00	.00	300.34
2023 056 DISTRICT ATTY FORFEITURE				
CASH - D.A. FORFEITURE FU	17,222.12	79.96	5,095.50	12,206.58
CASH INVESTED - TEXPOOL	38,620.02	130.54	.00	38,750.56
CASH INVESTED - LOGIC	41,915.43	154.28	.00	42,069.71
CASH INVESTED - TEXSTAR	.00	.00	.00	.00
FUND TOTALS	97,757.57	364.78	5,095.50	93,026.85
2023 057 D A SEIZURE FUND				
CASH - SEIZURE-LAW	65,521.90	10,574.00	.00	76,095.90
INVESTMENTS	.00	.00	.00	.00
FUND TOTALS	65,521.90	10,574.00	.00	76,095.90
2023 058 SHERIFF FORFEITURE				
CASH - SHERIFF FORFEITURE	52,236.93	38,419.01	83.62	90,572.32
INVESTMENTS	31,142.99	105.25	.00	31,248.24
CASH INVESTED - LOGIC	26,986.72	99.34	.00	27,086.06
CASH INVESTED - TEXSTAR	.00	.00	.00	.00
FUND TOTALS	110,366.64	38,623.60	83.62	148,906.62
2023 059 JAIL COMMISSARY				
CASH - JAIL COMMISSARY	46,568.53	190.33	151.76	46,607.10
CASH INVESTED - TEXPOOL	85,216.89	288.04	.00	85,504.93
CASH INVESTED - LOGIC	30,256.01	111.38	.00	30,367.39
CASH INVESTED - TEXSTAR	30,234.22	101.90	.00	30,336.12
FUND TOTALS	192,275.65	691.65	151.76	192,815.54
2023 061 2004 GO REFUNDING DEBT SERVICE				
CASH - 2004 GO REFUNDING D/S	87,349.25	116,550.85	64.04	203,836.06
CASH INVESTED - TEXPOOL	152,401.16	515.10	.00	152,916.26
CASH INVESTED - LOGIC	304,305.87	1,120.02	.00	305,425.89
CASH INVESTED - TEXSTAR	101,168.48	340.96	.00	101,509.44
T-BILL INVESTMENTS	.00	.00	.00	.00
FUND TOTALS	645,224.76	118,526.93	64.04	763,687.65
2023 088 STATE FEES				
CASH - STATE FEES	56,035.43	25,896.40	34.46	81,897.37
CASH INVESTED	10,190.10	34.46	.00	10,224.56
CASH INVESTED - LOGIC	.00	.00	.00	.00
CASH INVESTED - TEXSTAR	.00	.00	.00	.00
FUND TOTALS	66,225.53	25,930.86	34.46	92,121.93
2023 090 OFFICER'S TRUST				
CASH-OFFICERS TRUST	.00	.00	.00	.00
CASH INVESTED	.00	.00	.00	.00
CASH INVESTED - LOGIC	.00	.00	.00	.00
FUND TOTALS	.00	.00	.00	.00
2023 091 LIBRARY TRUST - LIDDELL				
CASH-LIBRARY TRUST/LIDDELL	1,307.74	6.00	.00	1,313.74

ACCOUNT NAME	BEGINNING CASH BALANCE	CASH RECEIPTS	CASH DISBURSEMENTS	ENDING CASH BALANCE
CD INVESTMENT	15,000.00	.00	.00	15,000.00
FUND TOTALS	16,307.74	6.00	.00	16,313.74
2023 092 LIBRARY TRUST - ROSENSTEIN				
CASH-LIBRARY TRUST/ROSENSTEIN	135.44	40.00	.00	175.44
CD INVESTMENT	19,000.00	.00	.00	19,000.00
FUND TOTALS	19,135.44	40.00	.00	19,175.44
2023 098 PAYROLL CLEARING				
CASH - PAYROLL CLEARING	2,645,173.07	1,908,486.93	.00	4,553,660.00
INVESTMENTS	.00	.00	.00	.00
FUND TOTALS	2,645,173.07	1,908,486.93	.00	4,553,660.00
2023 100 CHILD ABUSE PREVENTION FUND				
CASH-CHILD ABUSE PREVENTION	495.28	2.29	.00	497.57
CASH INVESTED	.00	.00	.00	.00
FUND TOTALS	495.28	2.29	.00	497.57
2023 101 PRETRIAL DIVERSION				
CASH-PRETRIAL DIVERSION	14,420.03	1,300.00	.00	15,720.03
CASH INVESTED	.00	.00	.00	.00
CASH INVESTED - LOGIC	.00	.00	.00	.00
FUND TOTALS	14,420.03	1,300.00	.00	15,720.03
2023 102 HOTEL OCCUPANCY TAX FUND				
CASH - HOTEL OCCUPANCY TAX	90,122.33	23,117.50	88,339.40-	24,900.43
CASH INVESTED - TEXPOOL	272,413.85	920.83	.00	273,334.68
CASH INVESTED - LOGIC	177,306.27	652.59	.00	177,958.86
CASH INVESTED - TEXSTAR	150,414.63	506.92	.00	150,921.55
FUND TOTALS	690,257.08	25,197.84	88,339.40-	627,115.52
2023 103 HAVA GRANT FUND				
CASH - HAVA GRANT FUND	.00	.00	.00	.00
CASH INVESTED - TEXPOOL	.00	.00	.00	.00
CASH INVESTED - LOGIC	.00	.00	.00	.00
CASH INVESTED - TEXSTAR	.00	.00	.00	.00
FUND TOTALS	.00	.00	.00	.00
2023 104 AMERICAN RESCUE PROG GRANT				
CASH - AMERICAN RESCUE PROG GR	27,634.82-	121.65	70,555.17-	98,068.34-
CASH INVESTED - TEXPOOL	2,375,705.02	8,030.25	.00	2,383,735.27
CASH INVESTED - LOGIC	2,227,087.70	7,196.92	.00	2,234,284.62
CASH INVESTED - TEXSTAR	2,223,783.56	7,494.57	.00	2,231,278.13
FUND TOTALS	6,798,941.46	23,843.39	70,555.17-	6,752,229.68
2023 105 JUNIOR EMS PROGRAM				
CASH - JUNIOR EMS PROGRAM	564.50	.00	.00	564.50
FUND TOTALS	564.50	.00	.00	564.50
2023 106 PAUPERS CEMETERY				
CASH - PAUPERS CEMETERY	25,100.00	.00	.00	25,100.00
FUND TOTALS	25,100.00	.00	.00	25,100.00
GRAND TOTALS	34,969,549.86	6,377,229.25	3,058,658.87-	38,288,120.24