



**MONTHLY REPORT**

**JUNE 2021**

**PATTY BRENNAN**

**COOKE COUNTY TREASURER**


FINANCIAL REPORTS

June 2021

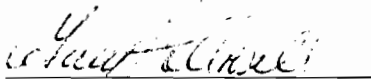
In accordance with Local Government Code 114.026, this affidavit states the current cash and reports in the custody of the county treasurer as of this date of June 30, 2021.




Steve Starnes,  
Cooke County Judge




Pam Harrison,  
Cooke County Clerk




Gary Hollowell,  
Commissioner Pct. #1



Jason Snuggs,  
Commissioner Pct. #2



Adam Arendt,  
Commission Pct. #3




Leon Klement,  
Commissioner Pct. #4

FILED FOR RECORD

21 JUL 26 AM 9: 50

PAM HARRISCH  
COUNTY CLERK, COOKE CO. TX

BY  DEPUTY

AFFIDAVIT

STATE OF TEXAS

COUNTY OF COOKE

The members of the Commissioners' Court of Cooke County, Texas, state as follows:

The requirement of Subsection (C) of the Texas Local Government Code, §114.026 have been met for the term of June 2021. The amount of cash and other assets in the custody of the County Treasurer at the time of examination are:


Cash (includes on hand, money market accounts, and short term investments) \$ 40,223,308.70

Other Assets (long term investments) \$ 0.00.

Sworn to and subscribed this 26th day of July, 2021

  
Steve Starnes, Cooke County Judge


  
Gary Hollowell, Commissioner, Pct 1

  
Jason Snuggs, Commissioner, Pct 2

  
Adam Arendt, Commissioner, Pct 3

  
Leon Klement, Commissioner, Pct 4

ATTEST:

  
Pam Harrison, County Clerk

FILED FOR RECORD

21 JUL 26 AM 9:50

FAM HARRISON  
COUNTY CLERK, COOKE CO. TX

BY  DEPUTY

C.D. INVESTMENTS

-----

LANDMARK BANK

June 2021

<u>C.D.#</u>	<u>PURCHASE DATE</u>	<u>AMOUNT</u>	<u>MAT. DATE</u>
Library Liddell 2363	Jan 17, 2021	7,500.00	Jan 25, 2023
Library Liddell 2389	Jan 17, 2021	7,500.00	Jan 25, 2023
Library Rosenstein 5099	Dec 12, 2020	11,000.00	Dec 12, 2023
Library Rosenstein 8294	Mar 16, 2021	8,000.00	Mar 24, 2024

INT. EARNED MONTHLY:

2-Liddell CD's @ 1.00%  
Rosenstein #5099 CD @ 1.00%  
Rosenstein #8294 CD @ .60%

Interest is deposited into the Treasurer's Fund. The 4 Library's CDs' interest is deposited quarterly.

PROSPERITY BANK

GEN/14401708                      Sept 17, 2019                      250,000.00                      Sept 17, 2021

INT. EARNED MONTHLY:

Gen CD @ 1.85%

Interest accrues monthly and is deposited monthly with depository bank into the Treasurer's Fund.

C.D. INVESTMENTS

-----

THE FIRST STATE BANK

June 2021

<u>C.D.#</u>	<u>PURCHASE DATE</u>	<u>AMOUNT</u>	<u>MAT. DATE</u>
GEN/6877	Dec17, 2020	250,000.00	Dec 17, 2022

INT. EARNED MONTHLY:

Gen CD @ .50% \*  
(\* With a Bump-up feature)

Interest accrues monthly and is deposited monthly with depository bank into the Treasurer's Fund.

MUENSTER STATE BANK

GEN/2254	Sept 17, 2017	250,000.00	Sept 17, 2021
----------	---------------	------------	---------------

INT. EARNED MONTHLY:

Gen CD @ 1.35%

Interest accrues monthly and is deposited monthly with depository bank into the Treasurer's Fund.

PRIOR MONTH ENDING BANK STATEMENT BALANCE \$8,897,268.00 193  
 CLEARED DEPOSITS \$1,185,930.88 6  
 CLEARED ADDITIONS \$198,015.29 465  
 CLEARED CHECKS \$2,960,765.74- 3  
 CLEARED DEDUCTIONS \$4,811.62-

CURRENT MONTH ENDING BANK STATEMENT BALANCE \$7,315,636.81  
 CURRENT MONTH ENDING BANK STATEMENT BALANCE \$7,315,636.81 2  
 OUTSTANDING DEPOSITS \$3,424.46  
 OUTSTANDING ADDITIONS \$.00  
 OUTSTANDING CHECKS \$726,605.73- 442  
 OUTSTANDING DEDUCTIONS \$.00

RECONCILED BOOK BALANCE \$6,592,455.54  
 ENDING STATEMENT DATE 06/30/2021 CLERK: PB

**INVESTMENTS-TEXPOOL**  
**PATTY BRENNAN, COOKE COUNTY TREASURER**  
**JUNE 2021**

ACCT NAME	BALANCE FORWARD	DEPOSITS	WITH-DRAWALS	CURRENT INTEREST	ENDING BALANCE
GENERAL	\$ 6,306,886.79	\$ -	\$ -	\$ 67.78	\$ 6,306,954.57
R & B -1	\$ 651,246.16	\$ -	\$ -	\$ 6.99	\$ 651,253.15
R & B -2	\$ 355,408.08	\$ -	\$ -	\$ 3.84	\$ 355,411.92
R & B -3	\$ 486,438.17	\$ -	\$ -	\$ 5.13	\$ 486,443.30
R & B -4	\$ 601,452.95	\$ -	\$ -	\$ 6.51	\$ 601,459.46
FM & L	\$ 327,734.11	\$ -	\$ -	\$ 3.53	\$ 327,737.64
STATE FUNDS	\$ 9,150.71	\$ -	\$ -	\$ -	\$ 9,150.71
TJPC	\$ 2,145.76	\$ -	\$ -	\$ -	\$ 2,145.76
DIST CLK PRESERVATION	\$ 610.23	\$ -	\$ -	\$ -	\$ 610.23
COUNTY/DIST TECH	\$ 1,609.89	\$ -	\$ -	\$ -	\$ 1,609.89
ADULT PROB	\$ 203,947.55	\$ -	\$ -	\$ 2.24	\$ 203,949.79
COURT REP	\$ 9,442.92	\$ -	\$ -	\$ -	\$ 9,442.92
PERM IMP	\$ 1,107,299.31	\$ -	\$ -	\$ 11.93	\$ 1,107,311.24
LAW ENFORCEMENT ED	\$ 10,617.41	\$ -	\$ -	\$ 0.05	\$ 10,617.46
JP-CH SECURITY	\$ 5,330.04	\$ -	\$ -	\$ -	\$ 5,330.04
DIST CLK RECORDS MGMT	\$ 15,933.17	\$ -	\$ -	\$ 0.13	\$ 15,933.30
DIST CLK ARCHIVE	\$ 4,248.40	\$ -	\$ -	\$ -	\$ 4,248.40
LAW LIBRARY	\$ 117,104.32	\$ -	\$ -	\$ 1.22	\$ 117,105.54
JP TECH	\$ 27,888.31	\$ -	\$ -	\$ 0.30	\$ 27,888.61
C H SECURITY	\$ 103,112.37	\$ -	\$ -	\$ 1.16	\$ 103,113.53
REC MGMT	\$ 14,820.16	\$ -	\$ -	\$ 0.13	\$ 14,820.29
REC PRESV	\$ 55,015.61	\$ -	\$ 55,000.00	\$ 0.64	\$ 16.25
LIBRARY	\$ 28,676.47	\$ -	\$ -	\$ 0.30	\$ 28,676.77
ARCHIVE	\$ 57,816.27	\$ -	\$ -	\$ 0.73	\$ 57,817.00
DIST ATTY FORFEITURE	\$ 21,895.89	\$ -	\$ -	\$ 0.30	\$ 21,896.19
SHERIFF FORFEITURE	\$ 45,642.77	\$ -	\$ -	\$ 0.43	\$ 45,643.20
JAIL COMMISSARY	\$ 82,764.89	\$ -	\$ -	\$ 0.87	\$ 82,765.76
2004 GO-REFUNDING	\$ 155,811.02	\$ -	\$ -	\$ 1.60	\$ 155,812.62
HOTEL/MOTEL TAX	\$ 189,380.03	\$ -	\$ -	\$ 2.01	\$ 189,382.04
AMERICAN RESCUE GRANT	\$ 1,000,003.08	\$ -	\$ -	\$ 10.78	\$ 1,000,013.86
<b>TOTAL: TREAS FUND</b>	<b>\$ 11,999,432.84</b>	<b>\$ -</b>	<b>\$ 55,000.00</b>	<b>\$ 128.60</b>	<b>\$ 11,944,561.44</b>

YEAR - TO - DATE INTEREST	BAL FORWARD:	CURRENT INT.:	BALANCE:
	\$ 4,098.72	\$ 128.60	\$ 4,227.32

AVG. YEILD FOR JUNE 2021                      0.01% MKT VALUE/ SHAR                      \$ 1.00

**INVESTMENTS-TEX STAR**  
**PATTY BRENNAN, COOKE COUNTY TREASURER**  
**JUNE 2021**

ACCT NAME	BALANCE FORWARD	DEPOSITS	WITH-DRAWALS	CURRENT INTEREST	ENDING BALANCE
GENERAL	\$ 5,088,288.37	\$ -	\$ -	\$ 41.74	\$ 5,088,330.11
R & B -1	\$ 655,160.78	\$ -	\$ -	\$ 5.40	\$ 655,166.18
R & B -2	\$ 300,800.05	\$ -	\$ -	\$ 2.44	\$ 300,802.49
R & B -3	\$ 486,537.51	\$ -	\$ -	\$ 3.94	\$ 486,541.45
R & B -4	\$ 576,252.90	\$ -	\$ -	\$ 4.76	\$ 576,257.66
FM & L	\$ 335,547.18	\$ -	\$ -	\$ 2.74	\$ 335,549.92
ADULT PROBATION	\$ 204,161.62	\$ -	\$ -	\$ 1.76	\$ 204,163.38
PERM IMP	\$ 772,330.90	\$ -	\$ -	\$ 6.30	\$ 772,337.20
CC LIBRARY	\$ 21,506.51	\$ -	\$ -	\$ 0.26	\$ 21,506.77
JP- CH SECURITY	\$ 10,569.43	\$ -	\$ -	\$ 0.04	\$ 10,569.47
COURTHOUSE SECURITY	\$ 83,294.85	\$ -	\$ -	\$ 0.64	\$ 83,295.49
RECORDS MANAGEMENT	\$ 16,588.52	\$ -	\$ -	\$ 0.04	\$ 16,588.56
RECORDS PRESERVATION	\$ 568.65	\$ -	\$ 550.00	\$ -	\$ 18.65
ARCHIVE FEES	\$ 66,742.21	\$ -	\$ -	\$ 0.56	\$ 66,742.77
2012 GO REFUNDING	\$ 197,095.10	\$ -	\$ -	\$ 1.54	\$ 197,096.64
STATE FEES	\$ 5,911.76	\$ -	\$ -	\$ -	\$ 5,911.76
DIST ATTY FORFEITURE	\$ 26,242.64	\$ -	\$ -	\$ 0.26	\$ 26,242.90
SHERIFF FORFEITURE	\$ 20,950.37	\$ -	\$ -	\$ 0.26	\$ 20,950.63
JAIL COMMISSARY	\$ 51,275.26	\$ -	\$ -	\$ 0.34	\$ 51,275.60
HOTEL/MOTEL TAX	\$ 123,673.32	\$ -	\$ -	\$ 0.94	\$ 123,674.26
AMERICAN RESCUE GRANT	\$ 1,000,003.00	\$ -	\$ -	\$ 8.14	\$ 1,000,011.14
<b>TOTAL: TREAS FUND</b>	<b>\$ 10,043,500.93</b>	<b>\$ -</b>	<b>\$ 550.00</b>	<b>\$ 82.10</b>	<b>\$ 10,043,033.03</b>

YEAR - TO - DATE INTEREST	BAL FORWARD	CURRENT INT.	BALANCE
	\$ 3,162.46	\$ 82.10	\$ 3,244.56

AVG. YEILD FOR JUNE 2021                      0.01% MKT VALUE / SHARE \$                      1.00



**INVESTMENTS-LOGIC**  
**PATTY BRENNAN, COOKE COUNTY TREASURER**  
**JUNE 2021**

ACCT NAME	BALANCE FORWARD	DEPOSITS	WITH-DRAWALS	CURRENT INTEREST	ENDING BALANCE
GENERAL	\$ 3,787,872.74	\$ -	\$ -	\$ 183.17	\$ 3,788,055.91
R & B -1	\$ 447,361.27	\$ -	\$ -	\$ 21.62	\$ 447,382.89
R & B -2	\$ 188,385.44	\$ -	\$ -	\$ 9.11	\$ 188,394.55
R & B -3	\$ 392,310.47	\$ -	\$ -	\$ 18.97	\$ 392,329.44
R & B -4	\$ 534,400.04	\$ -	\$ -	\$ 25.86	\$ 534,425.90
FM & L	\$ 131,173.74	\$ -	\$ -	\$ 6.34	\$ 131,180.08
ADULT PROBATION	\$ 159,065.78	\$ -	\$ -	\$ 7.69	\$ 159,073.47
PERM IMP	\$ 733,080.81	\$ -	\$ -	\$ 35.42	\$ 733,116.23
LAW LIBRARY	\$ 51,459.34	\$ -	\$ -	\$ 2.50	\$ 51,461.84
COURTHOUSE SECURITY	\$ 53,082.21	\$ -	\$ -	\$ 2.56	\$ 53,084.77
RECORDS MANAGEMENT	\$ 20,859.77	\$ -	\$ -	\$ 1.00	\$ 20,860.77
ARCHIVE FEES	\$ 26,450.29	\$ -	\$ -	\$ 1.28	\$ 26,451.57
DIST ATTY FORFEITURE	\$ 26,450.29	\$ -	\$ -	\$ 1.28	\$ 26,451.57
SHERIFF FOREITURE	\$ 26,450.29	\$ -	\$ -	\$ 1.28	\$ 26,451.57
2012 GO REFUNDING	\$ 60,204.35	\$ -	\$ -	\$ 2.88	\$ 60,207.23
AMERICAN RESCUE GRANT	\$ 1,000,021.27	\$ -	\$ -	\$ 48.36	\$ 1,000,069.63
<b>TOTAL: TREAS FUND</b>	<b>\$ 7,638,628.10</b>	<b>\$ -</b>	<b>\$ -</b>	<b>\$ 369.32</b>	<b>\$ 7,638,997.42</b>

YEAR - TO - DATE INTEREST	BAL FORWARD	CURRENT INT.	BALANCE
	\$ 6,261.81	\$ 369.32	\$ 6,631.13

AVG. YEILD FOR JUNE 2021                      0.06%    MKT VALU/SHARE    \$                      1.00

COOKE COUNTY  
16960003

Custody Holdings for Currency USD

As of 06/30/2021  
Page 1

Security Receipt	Trade Date	Settlement Date	Cost Basis	Par/Shares Original Face	Description Rate, Maturity	Principal Cost Market Value	Date Priced
38149MYY6	04/28/2021	04/28/2021	N/A	249,000.00	GOLDMAN SACHS BK USA CD	249,000.00	06/30/2021
286005505	05/05/2021	05/05/2021	N/A	.00	.10, 05/05/2022	249,062.00	06/30/2021
78658REU1	04/28/2021	04/28/2021	N/A	249,000.00	SAFRA NATL BANK CD	249,000.00	06/30/2021
286005506	05/06/2021	05/06/2021	N/A	.00	.10, 05/05/2022	249,062.00	06/30/2021
9127965G0	12/23/2020	12/23/2020	N/A	1,000,000.00	UNITED STATES TREAS BILLS	999,342.00	06/30/2021
343014023	12/24/2020	12/24/2020	N/A	.00	D1, 12/02/2021	999,775.00	06/30/2021
91282CBX8	04/28/2021	04/28/2021	100,000,000	1,000,000.00	UNITED STATES TREAS NOTE	1,000,000.00	06/30/2021
286005501	04/30/2021	04/30/2021		.00	.125, 04/30/2023	998,086.00	06/30/2021
<b>Total USD Par</b>				<b>2,498,000.00</b>	<b>Total USD Cost</b>	<b>2,497,342.00</b>	
<b>Total USD Original Face</b>				<b>2,498,000.00</b>	<b>Total USD Market Value</b>	<b>2,495,985.00</b>	

BBVA USA, Member FDIC  
BBVA USA, Member FDIC



## Pledge Security Listing

June 30, 2021

ID	CUSIP	Description	Safetkeeping Location	Safetkeeping Receipt	Coupon	Maturity Date	Call Date	Moody	S&P	Fitch	ASC 320	Face Amount	Current Par	Current Book Value	Market Value	Gain/(Loss)
4226	3138WDYLG	FNMA #AS4314	FHLB		2.50	01/01/2030		AAA	AA+	AAA	HTM	1,500,000	381,463.96	386,641.77	396,722.52	10,080.75
<b>Total for COOKE COUNTY</b>												<b>1,500,000</b>	<b>381,463.96</b>	<b>386,641.77</b>	<b>396,722.52</b>	<b>10,080.75</b>



1 July 2021

COOKE COUNTY  
PATTY BRENNAN  
101 S DIXON ST  
GAINESVILLE, TX 76240-4729

**COLLATERAL REPORT as of:** 30 June 2021

**Pledgee Code:** COKC

**Demand Deposit Balance:** \$9,662,521.29

**C.D. Balance** \$1,013,940.69

**Amount in Excess of FDIC Ins:** \$10,176,461.98

**Required Pledge Amount:** \$11,194,108.18

*See attached detail report for amount and description of securities pledged to account.*

**Total Pledged Par Amount:** \$15,171,740.00

**Total Collateral Market Value\*:** \$15,033,030.00

**Total Other Collateral:** \$ 0.00

*\*Prices were obtained within five (5) days of the date of this report.*

*\*\*FDIC Insurance is calculated by FDIC rules\*\**

- *Pricing supplied by various third party sources including INTERACTIVE DATA and BLOOMBERG INFORMATION SERVICES. Certain infrequently traded Municipal Securities may be priced by utilizing a pricing matrix derived from the current Municipal yield curve.*
- *Prices provided are indications only, and although derived from sources we believe reliable, they are not considered all-inclusive.*

*All securities are held at Raymond James.*

# Reportfolio

Simmons First National Bank, Pine Bluff, AR  
 Published: 7/1/2021 12:04:53 PM

Management Report  
 Pledged To: COOKE COUNTY

Date: 30-Jun-21  
 Section V-C Page: 189

## Safekeeping

Code	Cusip	Description	Pool	Moody	Original Face	Pledged	Pledged	Pledged	Pledged
Location	Trans#	Maturity	Coupon	StdPoor	Percent	Face Value	Par Value	Book Value	Market Value

FRSL	3133KLAL1	FHLMC Pool #RA4511	RA4511		\$6,644,672.00	\$784,672.00	\$777,080.11	\$782,831.18	\$762,913.94
	593101202102101	2/1/2051	1.500		11.81%				
FEDERAL RESERVE BANK, ST. HTM									

FRSL	3133KLAL1	FHLMC Pool #RA4511	RA4511		\$6,644,672.00	\$1,830,000.00	\$1,812,294.31	\$1,825,706.86	\$1,779,256.18
	593101202102101	2/1/2051	1.500		27.54%				
FEDERAL RESERVE BANK, ST. HTM									

## 2 MBS - Fixed Rate

FRSL	3138ESAM0	FNMA Pool #AL9911	AL9911		\$10,000,000.00	\$5,000,000.00	\$1,592,365.20	\$1,673,314.92	\$1,689,133.24
	472040201708181	9/1/2039	2.432		50.00%				
FEDERAL RESERVE BANK, ST. AFS									

## 1 MBS - Variable Rate

FRSL	3133ELZB3	FFCB Callable			\$10,000,000.00	\$10,000,000.00	\$10,000,000.00	\$10,000,000.00	\$9,848,200.00
	552716202005081	5/14/2035	1.950	AA+	100.00%				
FEDERAL RESERVE BANK, ST. AFS									

FRSL	3133EL6C3	FFCB Callable			\$25,000,000.00	\$500,000.00	\$500,000.00	\$499,662.22	\$481,579.00
	571314202009141	9/10/2035	1.730	AA+	2.00%				
FEDERAL RESERVE BANK, ST. AFS									

FRSL	3133EL6C3	FFCB Callable			\$25,000,000.00	\$490,000.00	\$490,000.00	\$489,668.98	\$471,947.42
	571314202009141	9/10/2035	1.730	Aaa	1.96%				
FEDERAL RESERVE BANK, ST. AFS									

## 3 Agency Notes/Bonds - FR

Total Pledged	6 To: COK	COOKE COUNTY	\$0.00	Munis with Maturity Under 2 Years	\$0.00	Other securities with Stated Maturity Under 2 Years	\$15,171,739.62	\$15,271,184.16	\$15,033,029.78
			\$0.00	Munis with Maturity Over 2 Years	\$15,171,739.62	Other securities with Stated Maturity Over 2 Years			

\*\* If no data is shown, then there are no pledges for the current period.

PAGE 1 06/30/21 19:18:59  
HOLDINGS BAPN032N  
CC3 PROD

FEDERAL RESERVE BANK PLEDGEE

DISTRB PT J1  
AS OF CLOSE OF BUSINESS 06-30-2021

PLEDGEE: COOKE COUNTY  
100 S. DIXON  
RM. 106

J7BM INSTITUTION ID: #J7BM

GAINESVILLE TX 76240

HOLDER : 082900432 - SIMMONS PB AR

RESP FRB:H2

ACCOUNT: J7BM - \*COOKE COUNTY

CUSIP #

BVF

PAR

BALANCE	BOOK VALUE	
3133ELZB3 1.95 FCOR 21-35 AN 05-14-35 10,000,000.00	10,000,000.00	1.0000000000
3133EL6C3 1.73 FCOR 21-35 AX 09-10-35 990,000.00	990,000.00	1.0000000000
3133KLAL1 FEPC 01.500 CLRA4511 02-01-51 2,614,672.00	2,589,374.42	0.9903247600
3138ESAM0 FNAR XX.XXX WSAL9911 09-01-39 5,000,000.00	1,592,365.20	0.3184730400
		SUBTOTAL :
18,604,672.00	15,171,739.62	
		GRAND TOTAL :
18,604,672.00	15,171,739.62	

COMBINED STATEMENT OF CASH POSITION FOR JUNE

FUND NAME	CHECKING ACCOUNT	CHECKING AMOUNT	TDOA ACCOUNT	TDOA AMOUNT	FUND TOTAL
2021 001 GENERAL	TREAS FUND	3,401,463.93	TEXPOOL LOGIC TEXSTAR STONE T-BILLS CERT DEPOS	6,306,954.57 3,788,055.91 5,088,330.11 1,999,342.00 1,248,000.00	21,832,146.52
2021 011 ROAD & BRIDGE 1	TREAS FUND	300,035.94	TEXPOOL LOGIC TEXSTAR STONE	651,253.15 447,382.89 655,166.18	2,053,838.16
2021 012 ROAD & BRIDGE 2	TREAS FUND	205,481.86	TEXPOOL LOGIC TEXSTAR	355,411.92 188,394.55 300,802.49	1,050,090.82
2021 013 ROAD & BRIDGE 3	TREAS FUND	291,765.61	TEXPOOL LOGIC TEXSTAR	486,443.30 392,329.44 486,541.45	1,657,079.80
2021 014 ROAD & BRIDGE 4	TREAS FUND	323,366.45	TEXPOOL LOGIC TEXSTAR	601,459.46 534,425.90 576,257.66	2,035,509.47
2021 018 CERTZ TIF	TREAS FUND		TEXPOOL LOGIC		
2021 019 FM & LATERAL	TREAS FUND	21,664.93	TEXPOOL LOGIC TEXSTAR	327,737.64 131,180.08 335,549.92	816,132.57
2021 020 TJPC	TREAS FUND	38,103.35	TEXPOOL LOGIC TEXSTAR	2,145.76	40,249.11
2021 021 JUVENILE PROB-ISP	TREAS FUND		TEXPOOL LOGIC TEXSTAR		
2021 022 JUVENILE PROBATION	TREAS FUND	44,925.84	TEXPOOL LOGIC		44,925.84
2021 023 JUVENILE PROB. IV-E	TREAS FUND	103.89	TEXPOOL LOGIC TEXSTAR		103.89
2021 024 JUVENILE DELINQUENCY PREVENT	TREAS FUND	10,140.96	TEXPOOL LOGIC TEXSTAR		10,140.96
2021 028 ADULT PROBATION	TREAS FUND	34,007.09	TEXPOOL LOGIC TEXSTAR	203,949.79 159,073.47 204,163.38	601,193.73
2021 029 COMMUNITY CORRECTIONS	TREAS FUND	16,007.49	TEXPOOL LOGIC		16,007.49

FUND NAME	CHECKING ACCOUNT	CHECKING AMOUNT	TD0A ACCOUNT	TD0A AMOUNT	FUND TOTAL
2021 031 CONTRACT ELECTIONS	TREAS FUND	16,224.06	TEXPOOL LOGIC		16,224.06
2021 032 DISTRICT CLERK PRESERVATION	TREAS FUND	5,394.12-	TEXPOOL LOGIC	610.23	4,783.89-
2021 033 COUNTY/DISTRICT TECHNOLOGY	FTREAS FUND	8,298.32	TEXPOOL LOGIC	1,609.89	9,908.21
2021 034 COURT REPORTER	TREAS FUND	12,385.91	TEXPOOL LOGIC	9,442.92	21,828.83
2021 035 PERMANENT IMPROVEMENT	TREAS FUND	168,829.35	TEXPOOL LOGIC	1,107,311.24	2,781,594.02
2021 037 LAW ENFORCEMENT ED	TREAS FUND	11,588.43	TEXPOOL LOGIC	10,617.46	22,205.89
2021 038 JP TECH	TREAS FUND	19,783.22	TEXPOOL LOGIC	27,888.61	47,671.83
2021 040 LAW LIBRARY	TREAS FUND	20,855.24	TEXPOOL LOGIC	117,105.54	189,422.62
2021 041 CC LIBRARY FUND	TREAS FUND	29,996.88	TEXPOOL LOGIC	28,676.77	80,180.42
2021 042 CC HISTORICAL COMM.	TREAS FUND	2,494.07	TEXPOOL LOGIC	21,506.77	2,494.07
2021 043 JP COURTHOUSE SECURITY	TREAS FUND	21,937.84	TEXPOOL LOGIC	5,330.04	37,837.35
2021 044 COURTHOUSE SECURITY	TREAS FUND	48,875.02	TEXPOOL LOGIC	10,569.47	288,368.81
2021 046 CHAPTER 19	TREAS FUND	1,013.49-	TEXPOOL LOGIC	103,113.53	1,013.49-
2021 047 CC RECORDS MANAGEMENT	TREAS FUND	2,526.87	TEXSTAR LOGIC	53,084.77	2,526.87
2021 048 COUNTY RECORDS MANAGEMENT	TREAS FUND	1,971.71	TEXSTAR LOGIC	83,295.49	54,241.33



DATE	FUND NAME	CHECKING ACCOUNT	CHECKING AMOUNT	TDOA ACCOUNT	TDOA AMOUNT	FUND TOTAL
2021 049	CC RECORDS PRESERVATION	TREAS FUND	54,609.62-	TEXPOOL LOGIC TEXSTAR	16.25 18.65	54,574.72-
2021 050	DIST CLERK RECORDS MANAGEMENT	TREAS FUND	10,199.96	TEXPOOL LOGIC TEXSTAR	15,933.17	26,133.13
2021 051	DISTRICT CLERK ARCHIVE	TREAS FUND	25,007.81	TEXPOOL LOGIC TEXSTAR	4,248.53	29,256.34
2021 052	COUNTY CLERK ARCHIVE FEE	TREAS FUND	48,578.29	TEXPOOL LOGIC TEXSTAR	57,817.00 26,451.57 66,742.77	199,589.63
2021 053	CA CHECK COLLECTING	TREAS FUND	1,446.94	TEXPOOL LOGIC TEXSTAR		1,446.94
2021 054	DA CHECK COLLECTING	TREAS FUND	300.34	TEXPOOL		300.34
2021 056	DISTRICT ATTY FORFEITURE	TREAS FUND	29,519.58	TEXPOOL LOGIC TEXSTAR	21,896.19 26,451.57 26,242.90	104,110.24
2021 057	D A SEIZURE FUND	TREAS	96,797.85	TEXPOOL		96,797.85
2021 058	SHERIFF FORFEITURE	TREAS FUND	18,880.85	TEXPOOL LOGIC TEXSTAR	45,643.20 26,451.57 20,950.63	111,926.25
2021 059	JAIL COMMISSARY	TREAS FUND	48,918.69	TEXPOOL LOGIC TEXSTAR	82,765.76 51,275.60	182,960.05
2021 061	2004 GO REFUNDING DEBT SERVITREAS FUND	TREAS	132,817.09	TEXPOOL LOGIC TEXSTAR	155,812.62 60,207.23 197,096.64	545,933.58
2021 088	STATE FEES	TREAS FUND	113,644.80	TEXPOOL LOGIC TEXSTAR	9,150.71 5,911.76	128,707.27
2021 090	OFFICER'S TRUST	TREAS FUND		TEXPOOL		
2021 091	LIBRARY TRUST - LIDDELL	TREAS FUND	1,032.31	CERT DEPOS	15,000.00	16,032.31
2021 092	LIBRARY TRUST - ROSENSTEIN	TREAS FUND	63.36-	CERT DEPOS	19,000.00	18,936.64
2021 098	PAYROLL CLEARING	PAYROLL	1,589,734.82	TEXPOOL		1,589,734.82
2021 100	CHILD ABUSE PREVENTION FUND	TREAS FUND	482.09	TEXPOOL		482.09
2021 101	PRETRIAL DIVERSTION	TREAS FUND	13,720.03	TEXPOOL		13,720.03

COMBINED STATEMENT OF CASH POSITION FOR JUNE

FUND NAME	CHECKING ACCOUNT	CHECKING AMOUNT	TDOA ACCOUNT	TDOA AMOUNT	FUND TOTAL
2021 102 HOTEL OCCUPANCY TAX FUND	TREAS FUND	75,625.64	TEXPOOL LOGIC TEXSTAR	189,382.04	388,681.94
2021 103 HAVA GRANT FUND			TEXPOOL LOGIC TEXSTAR	123,674.26	
2021 104 AMERICAN RESCUE PROG GRANT	TREAS FUND	1,010,850.73	TEXPOOL LOGIC TEXSTAR	1,000,013.86 1,000,069.63 1,000,011.14	4,010,945.36
TOTAL		8,209,311.49		32,907,933.89	41,117,245.38

CHECK ACCOUNT

ACCOUNT BALANCE - TREAS FUND	6,522,778.82
ACCOUNT BALANCE - TREAS	96,797.85
ACCOUNT BALANCE - PAYROLL	1,589,734.82
TOTAL	<u>8,209,311.49</u>

CHECK

TDOA ACCOUNT

ACCOUNT BALANCE - TEXPOOL	11,944,561.44
ACCOUNT BALANCE - LOGIC	7,638,997.42
ACCOUNT BALANCE - TEXSTAR	10,043,033.03
ACCOUNT BALANCE - T-BILLS	1,999,342.00
ACCOUNT BALANCE - CERT DEPOS	1,282,000.00
TOTAL	<u>32,907,933.89</u>

TDOA

ACCOUNT NAME	BEGINNING CASH BALANCE	CASH RECEIPTS	CASH DISBURSEMENTS	ENDING CASH BALANCE
<b>2021 001 GENERAL</b>				
CASH - GENERAL FUND	4,646,980.20	850,927.40	2,096,443.67	3,401,463.93
CASH ON HAND	2,144.00	.00	.00	2,144.00
CASH INVESTED - TEXPOOL	6,306,886.79	67.78	.00	6,306,954.57
CASH INVESTED - LOGIC	3,787,872.74	183.17	.00	3,788,055.91
CASH INVESTED - TEXSTAR	5,088,288.37	41.74	.00	5,088,330.11
CASH INVESTED - STONE CASTLE	.00	.00	.00	.00
T-BILLS - INVESTMENTS	1,999,342.00	.00	.00	1,999,342.00
CASH INVESTMENT-CD	1,248,000.00	.00	.00	1,248,000.00
FUND TOTALS	23,079,514.10	851,220.09	2,096,443.67	21,834,290.52
<b>2021 011 ROAD &amp; BRIDGE 1</b>				
CASH - ROAD & BRIDGE # 1	382,427.91	36,630.36	119,022.33	300,035.94
CASH INVESTED - TEXPOOL	651,246.16	6.99	.00	651,253.15
CASH INVESTED - LOGIC	447,361.27	21.62	.00	447,382.89
CASH INVESTED - TEXSTAR	655,160.78	5.40	.00	655,166.18
STONE CASTLE	.00	.00	.00	.00
T-BILL INVESTMENTS	.00	.00	.00	.00
FUND TOTALS	2,136,196.12	36,664.37	119,022.33	2,053,838.16
<b>2021 012 ROAD &amp; BRIDGE 2</b>				
CASH - ROAD & BRIDGE # 2	315,029.40	36,514.54	146,062.08	205,481.86
CASH INVESTED - TEXPOOL	355,408.08	3.84	.00	355,411.92
CASH INVESTED - LOGIC	188,385.44	9.11	.00	188,394.55
CASH INVESTED - TEXSTAR	300,800.05	2.44	.00	300,802.49
T-BILL INVESTMENTS	.00	.00	.00	.00
FUND TOTALS	1,159,622.97	36,529.93	146,062.08	1,050,090.82
<b>2021 013 ROAD &amp; BRIDGE 3</b>				
CASH - ROAD & BRIDGE # 3	397,556.98	46,217.42	152,008.79	291,765.61
CASH INVESTED - TEXPOOL	486,438.17	5.13	.00	486,443.30
CASH INVESTED - LOGIC	392,310.47	18.97	.00	392,329.44
CASH INVESTED - TEXSTAR	486,537.51	3.94	.00	486,541.45
T-BILL INVESTMENTS	.00	.00	.00	.00
FUND TOTALS	1,762,843.13	46,245.46	152,008.79	1,657,079.80
<b>2021 014 ROAD &amp; BRIDGE 4</b>				
CASH - ROAD & BRIDGE # 4	477,538.28	36,721.03	190,892.86	323,366.45
CASH INVESTED - TEXPOOL	601,452.95	6.51	.00	601,459.46
CASH INVESTED - LOGIC	534,400.04	25.86	.00	534,425.90
CASH INVESTED - TEXSTAR	576,252.90	4.76	.00	576,257.66
T-BILL INVESTMENTS	.00	.00	.00	.00
FUND TOTALS	2,189,644.17	36,758.16	190,892.86	2,035,509.47
<b>2021 018 CERTZ TIF</b>				
CASH - CERTZ TIF	.00	.00	.00	.00
CASH INVESTED	.00	.00	.00	.00
CASH INVESTED - LOGIC	.00	.00	.00	.00
T-BILL INVESTMENT	.00	.00	.00	.00
FUND TOTALS	.00	.00	.00	.00
<b>2021 019 FM &amp; LATERAL</b>				
CASH - F M & LATERAL	21,592.72	97.34	25.13	21,664.93
CASH INVESTED	327,734.11	3.53	.00	327,737.64
CASH INVESTED - LOGIC	131,173.74	6.34	.00	131,180.08
CASH INVESTED - TEXSTAR	335,547.18	2.74	.00	335,549.92

ACCOUNT NAME	BEGINNING CASH BALANCE	CASH RECEIPTS	CASH DISBURSEMENTS	ENDING CASH BALANCE
2021 020 TUBC				
CASH - T.J.P.C.	38,235.88	23,993.46	24,125.99	38,103.35
CASH INVESTED - LOGIC	2,145.76	.00	.00	2,145.76
CASH INVESTED - TEXSTAR	.00	.00	.00	.00
FUND TOTALS	40,381.64	23,993.46	24,125.99	40,249.11
2021 021 JUVENILE PROB-ISP				
CASH - JUVENILE PROBATION	.00	.00	.00	.00
INVESTMENTS	.00	.00	.00	.00
CASH INVESTED - LOGIC	.00	.00	.00	.00
CASH INVESTED - TEXSTAR	.00	.00	.00	.00
FUND TOTALS	.00	.00	.00	.00
2021 022 JUVENILE PROBATION				
CASH - JUV. PROB. DIV	44,717.33	208.51	.00	44,925.84
INVESTMENTS	.00	.00	.00	.00
FUND TOTALS	44,717.33	208.51	.00	44,925.84
2021 023 JUVENILE PROB. IV-E				
CASH - IV-E	103.76	.13	.00	103.89
CASH INVESTED	.00	.00	.00	.00
CASH INVESTED - LOGIC	.00	.00	.00	.00
CASH INVESTED - TEXSTAR	.00	.00	.00	.00
FUND TOTALS	103.76	.13	.00	103.89
2021 024 JUVENILE DELINQUENCY PREVENTN				
CASH - JUVENILE DELINQUENCY PR	10,127.73	13.23	.00	10,140.96
INVESTMENTS	.00	.00	.00	.00
CASH INVESTED - LOGIC	.00	.00	.00	.00
CASH INVESTED - TEXSTAR	.00	.00	.00	.00
FUND TOTALS	10,127.73	13.23	.00	10,140.96
2021 028 ADULT PROBATION				
CASH - ADULT PROBATION	42,388.24	34,332.16	42,713.31	34,007.09
CASH ON HAND	75.00	.00	.00	75.00
CASH INVESTED - TEXPOOL	203,947.55	2,24	.00	203,949.79
CASH INVESTED - LOGIC	159,065.78	7.69	.00	159,073.47
CASH INVESTED - TEXSTAR	204,161.62	1.76	.00	204,163.38
FUND TOTALS	609,638.19	34,343.85	42,713.31	601,268.73
2021 029 COMMUNITY CORRECTIONS				
CASH - COMMUNITY CORRECTI	7,394.46	15,831.00	7,217.97	16,007.49
INVESTMENTS	.00	.00	.00	.00
CASH INVESTED - LOGIC	.00	.00	.00	.00
FUND TOTALS	7,394.46	15,831.00	7,217.97	16,007.49
2021 031 CONTRACT ELECTIONS				
CASH - CONTRACT ELECTIONS	16,202.89	21.17	.00	16,224.06
CASH INVESTED - TEXPOOL	.00	.00	.00	.00
CASH INVESTED - LOGIC	.00	.00	.00	.00
FUND TOTALS	16,202.89	21.17	.00	16,224.06
2021 032 DISTRICT CLERK PRESERVATION				
CASH - DISTRICT CLERK PRESVART	3,786.68	346.66	1,954.10	5,394.12

ACCOUNT NAME	BEGINNING CASH BALANCE	CASH RECEIPTS	CASH DISBURSEMENTS	ENDING CASH BALANCE
INVESTMENTS	610.23	.00	.00	610.23
CASH INVESTED - LOGIC	.00	.00	.00	.00
CASH INVESTED - TEXSTAR	.00	.00	.00	.00
FUND TOTALS	3,176.45-	346.66	1,954.10-	4,783.89-

2021 033 COUNTY/DISTRICT TECHNOLOGY FUN  
 CASH - COUNTY/DISTRICT TECH INVESTMENTS  
 CASH INVESTED - LOGIC  
 CASH INVESTED - TEXSTAR  
 FUND TOTALS

9,177.19	102.10	980.97-	8,298.32
1,609.89	.00	.00	1,609.89
.00	.00	.00	.00
.00	.00	.00	.00
10,787.08	102.10	980.97-	9,908.21

2021 034 COURT REPORTER  
 CASH - COURT REPORTER FUND INVESTMENTS  
 CASH INVESTED - LOGIC  
 CASH INVESTED - TEXSTAR  
 FUND TOTALS

13,403.34	731.89	1,749.32-	12,385.91
9,442.92	.00	.00	9,442.92
.00	.00	.00	.00
.00	.00	.00	.00
22,846.26	731.89	1,749.32-	21,828.83

2021 035 PERMANENT IMPROVEMENT  
 CASH - PERMANENT IMPROVEM INVESTMENTS  
 CASH INVESTED - TEXPOOL  
 CASH INVESTED - LOGIC  
 CASH INVESTED - TEXSTAR  
 STONE CASTLE  
 T-BILL INVESTMENTS  
 FUND TOTALS

169,279.34	10,550.01	11,000.00-	168,829.35
1,107,229.31	11.93	.00	1,107,311.24
733,080.81	35.42	.00	733,116.23
772,330.90	6.30	.00	772,337.20
.00	.00	.00	.00
.00	.00	.00	.00
2,781,990.36	10,603.66	11,000.00-	2,781,594.02

2021 037 LAW ENFORCEMENT ED  
 CASH - LAW ENFORCEMENT ED INVESTMENTS  
 CASH INVESTED - LOGIC  
 CASH INVESTED - TEXSTAR  
 FUND TOTALS

12,072.93	15.50	500.00-	11,588.43
10,617.41	.05	.00	10,617.46
.00	.00	.00	.00
.00	.00	.00	.00
22,690.34	15.55	500.00-	22,205.89

2021 038 JP TECH  
 CASH - J P TECH FUND INVESTMENTS  
 CASH INVESTED - LOGIC  
 CASH INVESTED - TEXSTAR  
 FUND TOTALS

20,468.97	227.17	912.92-	19,783.22
27,888.31	.30	.00	27,888.61
.00	.00	.00	.00
.00	.00	.00	.00
48,357.28	227.47	912.92-	47,671.83

2021 040 LAW LIBRARY  
 CASH - LAW LIBRARY INVESTMENTS  
 CASH INVESTED - LOGIC  
 CASH INVESTED - TEXSTAR  
 FUND TOTALS

20,037.42	1,324.97	507.15-	20,855.24
117,104.32	1.22	.00	117,105.54
51,459.34	2.50	.00	51,461.84
.00	.00	.00	.00
188,601.08	1,328.69	507.15-	189,422.62

2021 041 CC LIBRARY FUND  
 CASH - COOKE COUNTY LIBRA INVESTMENTS  
 CASH INVESTED - LOGIC  
 CASH INVESTED - TEXSTAR  
 T-BILL INVESTMENTS  
 FUND TOTALS

2,497.49	28,795.07	1,295.68-	29,996.88
28,676.47	.30	.00	28,676.77
.00	.00	.00	.00
21,506.51	.26	.00	21,506.77
.00	.00	.00	.00
52,680.47	28,795.63	1,295.68-	80,180.42

2021 042 CC HISTORICAL COMM  
 CASH - COOKE CO. HISTORIC

2,490.82	3.25	.00	2,494.07
----------	------	-----	----------

ACCOUNT NAME	BEGINNING CASH BALANCE	CASH RECEIPTS	CASH DISBURSEMENTS	ENDING CASH BALANCE
--------------	------------------------	---------------	--------------------	---------------------

2021 043 JP COURTHOUSE SECURITY	21,859.06	78.78	.00	21,937.84
CASH - JP COURTHOUSE SECURITY	5,330.04	.00	.00	5,330.04
CASH INVESTED - LOGIC	.00	.00	.00	.00
CASH INVESTED - TEXSTAR	10,569.43	.04	.00	10,569.47
FUND TOTALS	37,758.53	78.82	.00	37,837.35

2021 044 COURTHOUSE SECURITY	47,134.88	1,740.14	.00	48,875.02
CASH - COURTHOUSE SECURITY	103,112.37	1.16	.00	103,113.53
CASH INVESTED - LOGIC	53,082.21	2.56	.00	53,084.77
CASH INVESTED - TEXSTAR	83,294.85	.64	.00	83,295.49
FUND TOTALS	286,624.31	1,744.50	.00	288,368.81

2021 046 CHAPTER 19	373.16	72.07	712.40	1,013.49
CASH - CHAPTER 19	.00	.00	.00	.00
INVESTMENTS	373.16	72.07	712.40	1,013.49
FUND TOTALS	373.16	72.07	712.40	1,013.49

2021 047 CC RECORDS MANAGEMENT	2,520.91	5.96	.00	2,526.87
CASH - CC RECORDS MANAGEMENT	.00	.00	.00	.00
INVESTMENTS - TEXPOOL	2,520.91	5.96	.00	2,526.87
FUND TOTALS	2,520.91	5.96	.00	2,526.87

2021 048 COUNTY RECORDS MANAGEMENT	6,513.87	1,001.60	5,543.75	1,971.71
CASH - RECORDS MANAGEMENT	14,820.16	1.13	.00	14,820.29
CASH INVESTED - LOGIC	20,859.77	1.00	.00	20,860.77
CASH INVESTED - TEXSTAR	16,588.52	.04	.00	16,588.56
FUND TOTALS	58,782.32	1,002.77	5,543.75	54,241.33

2021 049 CC RECORDS PRESERVATION	76,119.26	67,078.00	197,806.88	54,609.62
CASH - RECORDS PRESERVATION	55,015.61	.64	55,000.00	16.25
CASH INVESTED - TEXPOOL	.00	.00	.00	.00
CASH INVESTED - LOGIC	568.65	.00	550.00	18.65
CASH INVESTED - TEXSTAR	131,703.52	67,078.64	253,356.88	54,574.72
FUND TOTALS	131,703.52	67,078.64	253,356.88	54,574.72

2021 050 DIST CLERK RECORDS MANAGEMENT	12,121.69	333.27	2,255.00	10,199.96
CASH - D C RECORDS MANAGEMENT	15,933.04	.13	.00	15,933.17
CASH INVESTED - LOGIC	.00	.00	.00	.00
CASH INVESTED - TEXSTAR	.00	.00	.00	.00
FUND TOTALS	28,054.73	333.40	2,255.00	26,133.13

2021 051 DISTRICT CLERK ARCHIVE	24,745.69	262.12	.00	25,007.81
DISTRICT CLERK ARCHIVE	4,248.53	.00	.00	4,248.53
CASH INVESTED - LOGIC	.00	.00	.00	.00
CASH INVESTED - TEXSTAR	.00	.00	.00	.00
FUND TOTALS	28,994.22	262.12	.00	29,256.34

2021 052 COUNTY CLERK ARCHIVE FEE	44,320.97	10,877.32	6,620.00	48,578.29
CASH - RECORDS ARCHIVE	57,816.27	.73	.00	57,817.00
INVESTMENTS				

ACCOUNT NAME	BEGINNING CASH BALANCE	CASH RECEIPTS	CASH DISBURSEMENTS	ENDING CASH BALANCE
2021 053 CA CHECK COLLECTING				
CASH - CHECK COLLECTING	249.44	1,350.75	153.25-	1,446.94
CASH INVESTED	.00	.00	.00	.00
CASH INVESTED - LOGIC	.00	.00	.00	.00
CASH INVESTED - TEXSTAR	.00	.00	.00	.00
FUND TOTALS	249.44	1,350.75	153.25-	1,446.94
2021 054 DA CHECK COLLECTING				
CASH - DA CHECK COLLECTING	3,850.94	.00	3,550.60-	300.34
CASH INVESTED	.00	.00	.00	.00
FUND TOTALS	3,850.94	.00	3,550.60-	300.34
2021 056 DISTRICT ATTY FOREFEITURE				
CASH - D.A. FOREFEITURE FU	34,025.66	3,878.95	8,385.03-	29,519.58
CASH INVESTED - TEXPOOL	21,895.89	.30	.00	21,896.19
CASH INVESTED - LOGIC	26,450.29	1.28	.00	26,451.57
CASH INVESTED - TEXSTAR	26,242.64	.26	.00	26,242.90
FUND TOTALS	108,614.48	3,880.79	8,385.03-	104,110.24
2021 057 D A SEIZURE FUND				
CASH - DA SEIZURE	101,020.85	.00	4,223.00-	96,797.85
INVESTMENTS	.00	.00	.00	.00
FUND TOTALS	101,020.85	.00	4,223.00-	96,797.85
2021 058 SHERIFF FOREFEITURE				
CASH - SHERIFF FOREFEITURE	40,947.15	533.70	22,600.00-	18,880.85
INVESTMENTS	45,642.77	.43	.00	45,643.20
CASH INVESTED - LOGIC	26,450.29	1.28	.00	26,451.57
CASH INVESTED - TEXSTAR	20,950.37	.26	.00	20,950.63
FUND TOTALS	133,990.58	535.67	22,600.00-	111,926.25
2021 059 JAIL COMMISSARY				
CASH - JAIL COMMISSARY	43,294.50	6,012.70	388.51-	48,918.69
CASH INVESTED - TEXPOOL	82,764.89	.87	.00	82,765.76
CASH INVESTED - LOGIC	.00	.00	.00	.00
CASH INVESTED - TEXSTAR	51,275.26	.34	.00	51,275.60
FUND TOTALS	177,334.65	6,013.91	388.51-	182,960.05
2021 061 2004 GO REFUNDING DEBT SERVICE				
CASH - 2004 GO REFUNDING D/S	270,013.43	12,803.66	150,000.00-	132,817.09
CASH INVESTED - TEXPOOL	155,811.02	1.60	.00	155,812.62
CASH INVESTED - LOGIC	60,204.35	2.88	.00	60,207.23
CASH INVESTED - TEXSTAR	197,095.10	1.54	.00	197,096.64
T-BILL INVESTMENTS	.00	.00	.00	.00
FUND TOTALS	683,123.90	12,809.68	150,000.00-	545,933.58
2021 088 STATE FEES				
CASH - STATE FEES	71,127.38	42,517.42	.00	113,644.80
CASH INVESTED	9,150.71	.00	.00	9,150.71
CASH INVESTED - LOGIC	.00	.00	.00	.00
CASH INVESTED - TEXSTAR	5,911.76	.00	.00	5,911.76
FUND TOTALS	86,189.85	42,517.42	.00	128,707.27
2021 090 OFFICER'S TRUST				
CASH-OFFICERS TRUST	.00	.00	.00	.00



ACCOUNT NAME	BEGINNING CASH BALANCE	CASH RECEIPTS	CASH DISBURSEMENTS	ENDING CASH BALANCE
2021 091 LIBRARY TRUST - LIDDELL				
CASH INVESTED	.00	.00	.00	.00
CASH INVESTED - LOGIC	.00	.00	.00	.00
FUND TOTALS	.00	.00	.00	.00
2021 092 LIBRARY TRUST - ROSENSTEIN				
CASH-LIBRARY TRUST/LIDDELL	1,030.98	1.33	.00	1,032.31
CD INVESTMENT	15,000.00	.00	.00	15,000.00
FUND TOTALS	16,030.98	1.33	.00	16,032.31
2021 098 PAYROLL CLEARING				
CASH - PAYROLL CLEARING	103.19-	39.83	.00	63.36-
INVESTMENTS	19,000.00	.00	.00	19,000.00
FUND TOTALS	18,896.81	39.83	.00	18,936.64
2021 100 CHILD ABUSE PREVENTION FUND				
CASH-CHILD ABUSE PREVENTION	481.48	.61	.00	482.09
CASH INVESTED	.00	.00	.00	.00
FUND TOTALS	481.48	.61	.00	482.09
2021 101 PRETRIAL DIVERSION				
CASH-PRETRIAL DIVERSION	13,720.03	.00	.00	13,720.03
CASH INVESTED	.00	.00	.00	.00
CASH INVESTED - LOGIC	.00	.00	.00	.00
FUND TOTALS	13,720.03	.00	.00	13,720.03
2021 102 HOTEL OCCUPANCY TAX FUND				
CASH - HOTEL OCCUPANCY TAX	48,413.52	27,212.12	.00	75,625.64
CASH INVESTED - TEXPOOL	189,380.03	2.01	.00	189,382.04
CASH INVESTED - LOGIC	.00	.00	.00	.00
CASH INVESTED - TEXSTAR	123,673.32	.94	.00	123,674.26
FUND TOTALS	361,466.87	27,215.07	.00	388,681.94
2021 103 HAVA GRANT FUND				
CASH - HAVA GRANT FUND	622.55	.00	.00	622.55
CASH INVESTED - TEXPOOL	.00	.00	.00	.00
CASH INVESTED - LOGIC	.00	.00	.00	.00
CASH INVESTED - TEXSTAR	.00	.00	.00	.00
FUND TOTALS	622.55	.00	.00	622.55
2021 104 AMERICAN RESCUE PROG GRANT				
CASH - AMERICAN RESCUE PROG GR	4,008,441.70	2,409.03	3,000,000.00-	1,010,850.73
CASH INVESTED - TEXPOOL	1,000,003.08	10.78	.00	1,000,013.86
CASH INVESTED - LOGIC	1,000,021.27	48.36	.00	1,000,069.63
CASH INVESTED - TEXSTAR	1,000,003.00	8.14	.00	1,000,011.14
FUND TOTALS	7,008,469.05	2,476.31	3,000,000.00-	4,010,945.36
GRAND TOTALS	44,483,159.06	2,892,128.57	6,255,200.70-	41,120,086.93