



MONTHLY REPORT

FEBRUARY 2021

PATTY BRENNAN

COOKE COUNTY TREASURER


FINANCIAL REPORTS

February 2021


In accordance with Local Government Code 114.026, this affidavit states the current cash and reports in the custody of the county treasurer as of this date of February 28, 2021.




Steve Starnes,
Cooke County Judge



Pam Harrison,
Cooke County Clerk



Gary Hollowell,
Commissioner Pct. #1



Jason Snuggs,
Commissioner Pct. #2



Adam Arendt,
Commission Pct. #3



Leon Klement,
Commissioner Pct. #4

FILED FOR RECORD

21 MAR 22 PH 12:06

PAM HARRISON
COUNTY CLERK, COOKE CO. TX

BY PH DEPUTY

AFFIDAVIT

STATE OF TEXAS

COUNTY OF COOKE

The members of the Commissioners' Court of Cooke County, Texas, state as follows:

The requirement of Subsection (C) of the Texas Local Government Code, §114.026 have been met for the term of February 2021. The amount of cash and other assets in the custody of the County Treasurer at the time of examination are:


Cash (includes on hand, money market accounts, and short term investments) \$ 39,515,887.16

Other Assets (long term investments) \$ 0.00.

Sworn to and subscribed this 22nd day of March, 2021.


Steve Starnes, Cooke County Judge


Gary Hollowell, Commissioner, Pct 1


Jason Snuggs, Commissioner, Pct 2


Adam Arendt, Commissioner, Pct 3


Leon Klement, Commissioner, Pct 4

ATTEST:


Pam Harrison, County Clerk

FILED FOR RECORD

21 MAR 22 PM 12:06

PAM HARRISON
COUNTY CLERK, COOKE CO. TX

BY  DEPUTY

TOTALS

PRIOR MONTH ENDING BANK STATEMENT BALANCE	\$5,692,082.76	180
CLEARED DEPOSITS	\$7,235,949.11	2
CLEARED ADDITIONS	\$34.90	383
CLEARED CHECKS	\$1,995,435.17	8
CLEARED DEDUCTIONS	\$3,848,313.84	

CURRENT MONTH ENDING BANK STATEMENT BALANCE \$7,084,317.76

CURRENT MONTH ENDING BANK STATEMENT BALANCE	\$7,084,317.76	1
OUTSTANDING DEPOSITS	\$782.80	
OUTSTANDING ADDITIONS	\$.00	
OUTSTANDING CHECKS	\$427,526.74	330
OUTSTANDING DEDUCTIONS	\$.00	

RECONCILED BOOK BALANCE \$6,657,573.82

ENDING STATEMENT DATE 02/28/2021 CLERK: PB



1 March 2021

COOKE COUNTY
PATTY BRENNAN
101 S DIXON ST
GAINESVILLE, TX 76240-4729

COLLATERAL REPORT as of: 28 February 2021

Pledgee Code: COXC

Demand Deposit Balance: \$8,636,154.41

C.D. Balance \$1,009,998.86

Amount In Excess of FDIC Ins: \$9,146,153.27

Required Pledge Amount: \$10,060,768.60

See attached detail report for amount and description of securities pledged to account.

Total Pledged Par Amount: \$12,202,876.00

Total Collateral Market Value*: \$12,199,618.00

Total Other Collateral: \$ 0.00

**Prices were obtained within five (5) days of the date of this report.*

FDIC Insurance is calculated by FDIC rules

- Pricing supplied by various third party sources including INTERACTIVE DATA and BLOOMBERG INFORMATION SERVICES. Certain infrequently traded Municipal Securities may be priced by utilizing a pricing matrix derived from the current Municipal yield curve.*
- Prices provided are indications only, and although derived from sources we believe reliable, they are not considered all-inclusive.*

All securities are held at Raymond James.

Reportfolio

Simmons First National Bank, Pine Bluff, AR

Published: 3/1/2021 11:15:29 AM

Management Report
Pledged To: COOKE COUNTY

Date: 28-Feb-21
Section V-C Page: 182

Salekeeping

Code	Cusip	Description	Pool	Moody	Original Face	Pledged	Pledged	Par Value	Pledged	Pledged
Location	Trans#	Maturity	Coupon	SidPoor	Pledged Percent	Original Face Value	Par Value	Book Value	Market Value	
FRSL	3138ESAM0	FNMA Pool #AL9911	AL9911		\$10,000,000.00	\$3,000,000.00	\$1,021,725.48	\$1,075,102.25	\$1,086,043.10	
	472040201708181	9/1/2039	2.720		30.00%					
FEDERAL RESERVE BANK, ST. AFS										
FRSL	3138ESAM0	FNMA Pool #AL9911	AL9911		\$10,000,000.00	\$2,000,000.00	\$681,150.32	\$716,734.84	\$724,028.73	
	472040201708181	9/1/2039	2.720		20.00%					
FEDERAL RESERVE BANK, ST. AFS										
2 MBS - Variable Rate										
FRSL	3133ELZB3	FFCB Callable	1.950	AA+	\$10,000,000.00	\$10,000,000.00	\$10,000,000.00	\$10,000,000.00	\$9,906,270.00	
	552716202005081	5/14/2035			100.00%					
FEDERAL RESERVE BANK, ST. AFS										
FRSL	3133EL6C3	FFCB Callable	1.730	Aaa	\$25,000,000.00	\$500,000.00	\$500,000.00	\$499,658.86	\$483,276.50	
	571314202009141	9/10/2035		AA+	2.00%					
FEDERAL RESERVE BANK, ST. AFS										
2 Agency Notes/Bonds - FR										
Total Pledged 4 To: COK COOKE COUNTY										
					\$0.00	\$0.00	\$0.00	\$0.00	\$0.00	
					Munis with Maturity Under 2 Years					
					\$0.00	\$0.00	\$0.00	\$0.00	\$0.00	
					Munis with Maturity Over 2 Years					
					\$12,202,875.80	\$12,202,875.80	\$12,202,875.80	\$12,291,495.95	\$12,199,618.33	
					Other securities with Stated Maturity Under 2 Years					
					\$10,500,000.00	\$10,500,000.00	\$10,500,000.00	\$10,499,658.86	\$10,389,546.50	
					Other securities with Stated Maturity Over 2 Years					
					\$15,500,000.00	\$12,202,875.80	\$12,291,495.95	\$12,199,618.33		

** If no data is shown, then there are no pledges for the current period.

PAGE 1 02/04/21 19:13:17
ACTIVITY BAPN032N
02/04/21 CC1 PROD

FEDERAL RESERVE BANK PLEDGEE

DISTRB PT J1
CYCLE DATE 02-04-2021

PLEDGEE: COOKE COUNTY
100 S. DIXON
RM. 106

J78M INSTITUTION ID: #J78M

GAINESVILLE TX 76240

HOLDER : 082900432 - SIMMONS PB AR

RESP FRB:H2

ACCOUNT: J78M - *COOKE COUNTY

CUSIP # TRANSACTION ID

PAR AMOUNT

CLOSING

PAR BAL BVF BOOK VALUE

3133ELZB3 1.95 FCOR 21-35 AN 05-14-35

10,000,000.00 1.0000000000 10,000,000.00

0204 QMGBA001 000480

10,000,000.00+

3133EL6C3 1.73 FCOR 21-35 AX 09-10-35

500,000.00 1.0000000000 500,000.00

0204 QMGBA003 000478

500,000.00+

3136B7V40 FNRM CL082EV R19F082 05-25-31

.00 0.9180304800 .00

9,972,240.00-

0204 QMGBA001 000483

3137FR5D9 FERM 4949CD 09/25/38 09-25-38

.00 0.6067868100 .00

500,000.00-

0204 QMGBA001 000484

PAGE 1 02/26/21 19:19:59
HOLDINGS BAPN032N
CC1 PROD

FEDERAL RESERVE BANK PLEDGEE

DISTRB PT J1
AS OF CLOSE OF BUSINESS 02-26-2021

PLEDGEE: COOKE COUNTY
100 S. DIXON
RM. 106

J78M INSTITUTION ID: #J78M

GAINESVILLE TX 76240

HOLDER : 082900432 - SIMMONS PB AR

RESP FRB:H2

ACCOUNT: J78M - *COOKE COUNTY

CUSIP #

BVF

PAR

BALANCE

BOOK VALUE

3133ELZB3 1.95 FCOR 21-35 AN 05-14-35

1.0000000000

10,000,000.00 10,000,000.00

3133EL6C3 1.73 FCOR 21-35 AX 09-10-35

1.0000000000

500,000.00 500,000.00

3138ESAM0 FNAR XX.XXX WSAL9911 09-01-39

0.3405751600

5,000,000.00 1,702,875.80

SUBTOTAL:

15,500,000.00 12,202,875.80

GRAND TOTAL:

15,500,000.00 12,202,875.80

Pledge Security Listing
February 28, 2021

ID	CUSTP	Description	Safetkeeping Location	Safetkeeping Receipt	Coupon	Maturity Date	Call Date	Moody	S&P	Fitch	ASC 320	Face Amount	Current Par	Current Book Value	Market Value	Gain(Loss)
4226	3138WDT9	FNMA #ASQ314	FHLB		2.50	01/01/2030		AAA	AA+	AAA	HTM	1,500,000	442,298.04	448,497.04	455,280.75	6,783.71
Total for COOKE COUNTY												1,500,000	442,298.04	448,497.04	455,280.75	6,783.71

C.D. INVESTMENTS

LANDMARK BANK

February 2021

<u>C.D.#</u>	<u>PURCHASE DATE</u>	<u>AMOUNT</u>	<u>MAT. DATE</u>
Library Liddell 2363	Jan 17, 2021	7,500.00	Jan 17, 2023
Library Liddell 2389	Jan 17, 2021	7,500.00	Jan 17, 2023
Library Rosenstein 5099	Dec 12, 2020	11,000.00	Dec 12, 2023
Library Rosenstein 5198	Dec 16, 2017	8,000.00	Mar 16, 2021

INT. EARNED MONTHLY:

2-Liddell CD's @ 1.90%
Rosenstein #5099 CD @ 1.00%
Rosenstein #5198 CD @ 1.05%

Interest is deposited into the Treasurer's Fund. The 4 Library's CDs' interest is deposited quarterly.

PROSPERITY BANK

GEN/14401708	Sept 17, 2019	250,000.00	Sept 17, 2021
--------------	---------------	------------	---------------

INT. EARNED MONTHLY:

Gen CD @ 1.85%

Interest accrues monthly and is deposited monthly with depository bank into the Treasurer's Fund.

C.D. INVESTMENTS

THE FIRST STATE BANK

February 2021

<u>C.D.#</u>	<u>PURCHASE DATE</u>	<u>AMOUNT</u>	<u>MAT. DATE</u>
GEN/6877	Dec17, 2020	250,000.00	Dec 17, 2022

INT. EARNED MONTHLY:

Gen CD @ .50% *
(* With a Bump-up feature)

Interest accrues monthly and is deposited monthly with depository bank into the Treasurer's Fund.

MUENSTER STATE BANK

GEN/2254	Sept 17, 2017	250,000.00	Sept 17, 2021
----------	---------------	------------	---------------

INT. EARNED MONTHLY:

Gen CD @ 1.35%

Interest accrues monthly and is deposited monthly with depository bank into the Treasurer's Fund.

COOKE COUNTY
16960003

Custody Holdings for Currency USD

As of 02/28/2021
Page 1

Security Receipt	Trade Date Settlement Date	Cost Basis	Par/Shares Original Face	Description Rate, Maturity	Principal Cost Market Value	Date Priced
9127965G0	12/23/2020	N/A	1,000,000.00	UNITED STATES TREAS BILLS	999,342.00	
343014023	12/24/2020		.00	DI, 12/02/2021	999,488.00	02/26/2021
Total USD Par			1,000,000.00	Total USD Cost	999,342.00	
Total USD Original Face			1,000,000.00	Total USD Market Value	999,488.00	

BBVA USA, Member FDIC
BBVA USA, Member FDIC



INVESTMENTS-TEXPOOL
PATTY BRENNAN, COOKE COUNTY TREASURER
FEBRUARY 2021

ACCT NAME	BALANCE FORWARD	DEPOSITS	WITH- DRAWALS	CURRENT INTEREST	ENDING BALANCE
GENERAL	\$ 6,306,453.60	\$ -	\$ -	\$ 208.37	\$ 6,306,661.97
R & B -1	\$ 651,201.46	\$ -	\$ -	\$ 21.51	\$ 651,222.97
R & B -2	\$ 205,385.34	\$ 150,000.00	\$ -	\$ 10.03	\$ 355,395.37
R & B -3	\$ 336,406.61	\$ 150,000.00	\$ -	\$ 14.34	\$ 486,420.95
R & B -4	\$ 601,411.55	\$ -	\$ -	\$ 19.86	\$ 601,431.41
FM & L	\$ 327,711.66	\$ -	\$ -	\$ 10.86	\$ 327,722.52
STATE FUNDS	\$ 9,150.28	\$ -	\$ -	\$ 0.28	\$ 9,150.56
TJPC	\$ 2,145.76	\$ -	\$ -	\$ -	\$ 2,145.76
DIST CLK PRESERVATION	\$ 610.23	\$ -	\$ -	\$ -	\$ 610.23
COUNTY/DIST TECH	\$ 1,609.89	\$ -	\$ -	\$ -	\$ 1,609.89
ADULT PROB	\$ 203,933.36	\$ -	\$ -	\$ 6.77	\$ 203,940.13
COURT REP	\$ 9,442.49	\$ -	\$ -	\$ 0.28	\$ 9,442.77
PERM IMP	\$ 1,107,223.16	\$ -	\$ -	\$ 36.59	\$ 1,107,259.75
LAW ENFORCEMENT ED	\$ 10,616.91	\$ -	\$ -	\$ 0.32	\$ 10,617.23
JP-CH SECURITY	\$ 5,329.83	\$ -	\$ -	\$ 0.21	\$ 5,330.04
DIST CLK RECORDS MGMT	\$ 15,932.20	\$ -	\$ -	\$ 0.52	\$ 15,932.72
DIST CLK ARCHIVE	\$ 4,248.23	\$ -	\$ -	\$ 0.17	\$ 4,248.40
COUNTY ATTY CHECK COLLECT	\$ 1,210.20	\$ -	\$ -	\$ -	\$ 1,210.20
LAW LIBRARY	\$ 117,096.37	\$ -	\$ -	\$ 3.84	\$ 117,100.21
JP TECH	\$ 27,886.32	\$ -	\$ -	\$ 0.91	\$ 27,887.23
C H SECURITY	\$ 103,105.28	\$ -	\$ -	\$ 3.42	\$ 103,108.70
REC MGMT	\$ 14,819.24	\$ -	\$ -	\$ 0.48	\$ 14,819.72
REC PRESV	\$ 55,011.65	\$ -	\$ -	\$ 1.83	\$ 55,013.48
LIBRARY	\$ 28,674.47	\$ -	\$ -	\$ 0.92	\$ 28,675.39
ARCHIVE	\$ 57,812.17	\$ -	\$ -	\$ 1.94	\$ 57,814.11
DIST ATTY FORFEITURE	\$ 21,894.18	\$ -	\$ -	\$ 0.73	\$ 21,894.91
SHERIFF FORFEITURE	\$ 45,639.74	\$ -	\$ -	\$ 1.50	\$ 45,641.24
JAIL COMMISSARY	\$ 82,759.34	\$ -	\$ -	\$ 2.73	\$ 82,762.07
2004 GO-REFUNDING	\$ 305,806.21	\$ -	\$ 300,000.00	\$ 4.48	\$ 5,810.69
HOTEL/MOTEL TAX	\$ 189,367.20	\$ -	\$ -	\$ 6.24	\$ 189,373.44
TOTAL: TREAS FUND	\$ 10,849,894.93	\$ 300,000.00	\$ 300,000.00	\$ 359.13	\$ 10,850,254.06

YEAR - TO - DATE INTEREST	BAL FORWARD:	CURRENT INT.:	BALANCE:
	\$ 3,350.61	\$ 359.13	\$ 3,709.74

AVG. YEILD FOR FEB 2021 0.04% MKT VALUE/ SHARI \$ 1.00

INVESTMENTS-TEX STAR
PATTY BRENNAN, COOKE COUNTY TREASURER
FEBRUARY 2021

ACCT NAME	BALANCE FORWARD	DEPOSITS	WITH-DRAWALS	CURRENT INTEREST	ENDING BALANCE
GENERAL	\$ 6,087,918.54	\$ -	\$ -	\$ 156.04	\$ 6,088,074.58
R & B -1	\$ 605,120.71	\$ 50,000.00	\$ -	\$ 16.37	\$ 655,137.08
R & B -2	\$ 200,779.92	\$ 150,000.00	\$ -	\$ 7.73	\$ 350,787.65
R & B -3	\$ 336,508.80	\$ 150,000.00	\$ -	\$ 11.21	\$ 486,520.01
R & B -4	\$ 526,217.69	\$ 50,000.00	\$ -	\$ 14.36	\$ 576,232.05
FM & L	\$ 335,526.47	\$ -	\$ -	\$ 8.60	\$ 335,535.07
ADULT PROBATION	\$ 204,148.89	\$ -	\$ -	\$ 5.23	\$ 204,154.12
PERM IMP	\$ 1,472,277.82	\$ -	\$ 700,000.00	\$ 25.25	\$ 772,303.07
CC LIBRARY	\$ 31,504.58	\$ -	\$ -	\$ 0.78	\$ 31,505.36
JP- CH SECURITY	\$ 10,568.84	\$ -	\$ -	\$ 0.27	\$ 10,569.11
COURTHOUSE SECURITY	\$ 83,289.72	\$ -	\$ -	\$ 2.14	\$ 83,291.86
RECORDS MANAGEMENT	\$ 16,587.63	\$ -	\$ -	\$ 0.42	\$ 16,588.05
RECORDS PRESERVATION	\$ 568.65	\$ -	\$ -	\$ -	\$ 568.65
ARCHIVE FEES	\$ 66,738.08	\$ -	\$ -	\$ 1.70	\$ 66,739.78
2012 GO REFUNDING	\$ 197,083.03	\$ -	\$ -	\$ 5.05	\$ 197,088.08
STATE FEES	\$ 5,911.53	\$ -	\$ -	\$ 0.15	\$ 5,911.68
DIST ATTY FORFEITURE	\$ 26,240.93	\$ -	\$ -	\$ 0.70	\$ 26,241.63
SHERIFF FORFEITURE	\$ 20,948.96	\$ -	\$ -	\$ 0.53	\$ 20,949.49
JAIL COMMISSARY	\$ 51,272.23	\$ -	\$ -	\$ 1.31	\$ 51,273.54
HOTEL/MOTEL TAX	\$ 123,665.79	\$ -	\$ -	\$ 3.19	\$ 123,668.98
TOTAL: TREAS FUND	\$ 10,402,878.81	\$ 400,000.00	\$ 700,000.00	\$ 261.03	\$ 10,103,139.84

YEAR - TO - DATE INTEREST	BAL FORWARD	CURRENT INT.	BALANCE
	\$ 2,540.34	\$ 261.03	\$ 2,801.37

AVG. YEILD FOR FEB 2021 0.03% MKT VALUE / SHARE \$ 1.00

INVESTMENTS-LOGIC
PATTY BRENNAN, COOKE COUNTY TREASURER
FEBRUARY 2021

ACCT NAME	BALANCE FORWARD	DEPOSITS	WITH- DRAWALS	CURRENT INTEREST	ENDING BALANCE
GENERAL	\$ 4,284,224.60	\$ 2,000,000.00	\$ -	\$ 440.91	\$ 6,284,665.51
R & B -1	\$ 447,184.65	\$ 200,000.00	\$ -	\$ 45.54	\$ 647,230.19
R & B -2	\$ 238,317.69	\$ -	\$ -	\$ 18.42	\$ 238,336.11
R & B -3	\$ 392,195.44	\$ -	\$ -	\$ 30.28	\$ 392,225.72
R & B -4	\$ 434,222.84	\$ 200,000.00	\$ -	\$ 44.54	\$ 634,267.38
FM & L	\$ 131,135.28	\$ -	\$ -	\$ 10.12	\$ 131,145.40
ADULT PROBATION	\$ 159,019.16	\$ -	\$ -	\$ 12.28	\$ 159,031.44
PERM IMP	\$ 932,816.01	\$ -	\$ -	\$ 72.02	\$ 932,888.03
LAW LIBRARY	\$ 51,444.24	\$ -	\$ -	\$ 3.90	\$ 51,448.14
COURTHOUSE SECURITY	\$ 53,066.69	\$ -	\$ -	\$ 4.08	\$ 53,070.77
RECORDS MANAGEMENT	\$ 30,851.22	\$ -	\$ -	\$ 2.37	\$ 30,853.59
ARCHIVE FEES	\$ 26,442.57	\$ -	\$ -	\$ 2.05	\$ 26,444.62
DIST ATTY FORFEITURE	\$ 26,442.57	\$ -	\$ -	\$ 2.05	\$ 26,444.62
SHERIFF FOREITURE	\$ 26,442.57	\$ -	\$ -	\$ 2.05	\$ 26,444.62
2012 GO REFUNDING	\$ 360,178.42	\$ -	\$ 300,000.00	\$ 12.94	\$ 60,191.36
TOTAL: TREAS FUND	\$ 7,593,983.95	\$ 2,400,000.00	\$ 300,000.00	\$ 703.55	\$ 9,694,687.50

YEAR - TO - DATE INTEREST	BAL FORWARD	CURRENT INT.	BALANCE
	\$ 3,617.74	\$ 703.55	\$ 4,321.29

AVG. YEILD FOR FEB 2021 0.10% MKT VALU/SHARE \$ 1.00

COMBINED STATEMENT OF CASH POSITION FOR FEBRUARY

FUND NAME	CHECKING ACCOUNT	CHECKING AMOUNT	TDOA ACCOUNT	TDOA AMOUNT	FUND TOTAL
2021 001 GENERAL	TREAS FUND	3,744,045.14	TEXPOOL LOGIC TEXSTAR STONE CERT DEPOS	6,306,661.97 6,284,665.51 6,088,074.58 750,000.00	23,173,447.20
2021 011 ROAD & BRIDGE 1	TREAS FUND	488,066.04	TEXPOOL LOGIC TEXSTAR STONE	651,222.97 647,230.19 655,137.08	2,441,656.28
2021 012 ROAD & BRIDGE 2	TREAS FUND	452,264.56	TEXPOOL LOGIC TEXSTAR	355,395.37 238,336.11 350,787.65	1,396,783.69
2021 013 ROAD & BRIDGE 3	TREAS FUND	526,558.18	TEXPOOL LOGIC TEXSTAR	486,420.95 392,225.72 486,520.01	1,891,724.86
2021 014 ROAD & BRIDGE 4	TREAS FUND	520,705.10	TEXPOOL LOGIC TEXSTAR	601,431.41 634,267.38 576,232.05	2,332,635.94
2021 018 CERT2 TIF	TREAS FUND		TEXPOOL LOGIC		
2021 019 FM & LATERAL	TREAS FUND	21,270.32	TEXPOOL LOGIC TEXSTAR	327,722.52 131,145.40 335,535.07	815,673.31
2021 020 TJPC	TREAS FUND	8,967.76	TEXPOOL LOGIC TEXSTAR	2,145.76	11,113.52
2021 021 JUVENILE PROB-ISP	TREAS FUND		TEXPOOL LOGIC TEXSTAR		
2021 022 JUVENILE PROBATION	TREAS FUND	44,382.91	TEXPOOL LOGIC TEXSTAR		44,382.91
2021 023 JUVENILE PROB. IV-E	TREAS FUND	103.28	TEXPOOL LOGIC TEXSTAR		103.28
2021 024 JUVENILE DELINQUENCY PREVENTN	TREAS FUND	7,518.81	TEXPOOL LOGIC TEXSTAR		7,518.81
2021 028 ADULT PROBATION	TREAS FUND	36,909.87	TEXPOOL LOGIC TEXSTAR	203,940.13 159,031.44 204,154.12	604,035.56
2021 029 COMMUNITY CORRECTIONS	TREAS FUND	7,193.76	TEXPOOL LOGIC		7,193.76
2021 031 CONTRACT ELECTIONS	TREAS FUND	15,941.87	TEXPOOL LOGIC		

COMBINED STATEMENT OF CASH POSITION FOR FEBRUARY

FUND NAME	CHECKING ACCOUNT	CHECKING AMOUNT	TDOA ACCOUNT	TDOA AMOUNT	FUND TOTAL
2021 032 DISTRICT CLERK PRESERVATION	TREAS FUND	909.57-	TEXPOOL LOGIC TEXSTAR	610.23	299.34-
2021 033 COUNTY/DISTRICT TECHNOLOGY	FTREAS FUND	8,719.59	TEXPOOL LOGIC TEXSTAR	1,609.89	10,329.48
2021 034 COURT REPORTER	TREAS FUND	12,441.94	TEXPOOL LOGIC TEXSTAR	9,442.77	21,884.71
2021 035 PERMANENT IMPROVEMENT	TREAS FUND	111,086.11	TEXPOOL LOGIC TEXSTAR STONE	1,107,259.75 932,888.03 772,303.07	2,923,536.96
2021 037 LAW ENFORCEMENT ED	TREAS FUND	16,251.88	TEXPOOL LOGIC TEXSTAR	10,617.23	26,869.11
2021 038 JP TECH	TREAS FUND	20,222.59	TEXPOOL LOGIC TEXSTAR	27,887.23	48,109.82
2021 040 LAW LIBRARY	TREAS FUND	15,320.26	TEXPOOL LOGIC TEXSTAR	117,100.21 51,448.22	183,868.69
2021 041 CC LIBRARY FUND	TREAS FUND	16,475.06	TEXPOOL LOGIC TEXSTAR	28,675.39	76,655.81
2021 042 CC HISTORICAL COMM.	TREAS FUND	2,478.87	TEXPOOL LOGIC TEXSTAR	31,505.36	2,478.87
2021 043 JP COURTHOUSE SECURITY	TREAS FUND	19,082.13	TEXPOOL LOGIC TEXSTAR	5,330.04	34,981.28
2021 044 COURTHOUSE SECURITY	TREAS FUND	41,235.33	TEXPOOL LOGIC TEXSTAR	103,108.70 53,070.77 83,291.86	280,706.66
2021 046 CHAPTER 19	TREAS FUND	339.37-	TEXPOOL		339.37-
2021 047 CC RECORDS MANAGEMENT	TREAS FUND	2,490.15	TEXPOOL		2,490.15
2021 048 COUNTY RECORDS MANAGEMENT	TREAS FUND	3,185.61	TEXPOOL LOGIC TEXSTAR	14,819.72 30,853.59 16,588.05	65,446.97
2021 049 CC RECORDS PRESERVATION	TREAS FUND	44,368.21	TEXPOOL	55,013.48	

FUND NAME	CHECKING ACCOUNT	CHECKING AMOUNT	TDOA ACCOUNT	TDOA AMOUNT	FUND TOTAL
2021 050 DIST CLERK RECORDS MANAGEMENT	TREAS FUND	11,955.08	LOGIC TEXSTAR	568.65	99,950.34
2021 051 DISTRICT CLERK ARCHIVE	TREAS FUND	23,727.58	LOGIC TEXSTAR	4,248.40	27,887.80
2021 052 COUNTY CLERK ARCHIVE FEE	TREAS FUND	35,273.87	LOGIC TEXSTAR	57,814.11	27,975.98
2021 053 CA CHECK COLLECTING	TREAS FUND	540.64	LOGIC TEXSTAR	66,739.78	186,272.38
2021 054 DA CHECK COLLECTING	TREAS FUND	150.34	LOGIC TEXSTAR	1,210.20	1,750.84
2021 055 CO ATTY FORFEITURE	TREAS FUND	11,171.31	LOGIC TEXSTAR	21,894.91	150.34
2021 056 DISTRICT ATTY FORFEITURE	TREAS FUND	130,581.85	LOGIC TEXSTAR	26,444.62	85,752.47
2021 057 D A SEIZURE FUND	TREAS FUND	21,527.51	LOGIC TEXSTAR	26,241.63	130,581.85
2021 058 SHERIFF FORFEITURE	TREAS FUND	38,473.64	LOGIC TEXSTAR	45,641.24	114,562.86
2021 059 JAIL COMMISSARY	TREAS FUND	229,015.99	LOGIC TEXSTAR	20,949.49	172,509.25
2021 061 2004 GO REFUNDING DEBT SERV	TREAS FUND	58,779.25	LOGIC TEXSTAR	51,273.54	492,106.12
2021 088 STATE FEES	TREAS FUND	986.95	LOGIC TEXSTAR	9,150.56	73,841.49
2021 090 OFFICER'S TRUST	TREAS FUND	130.31	LOGIC TEXSTAR	5,911.68	15,986.95
2021 091 LIBRARY TRUST - LIDDELL	TREAS FUND	2,247,108.09	LOGIC TEXSTAR	19,000.00	18,869.69
2021 092 LIBRARY TRUST - ROSENSTEIN	TREAS FUND	479.20	LOGIC TEXSTAR	15,000.00	2,247,108.09
2021 098 PAYROLL CLEARING	TREAS FUND	13,720.03	LOGIC TEXSTAR	5,810.69	479.20
2021 100 CHILD ABUSE PREVENTION FUND	TREAS FUND		LOGIC TEXSTAR	60,191.36	
2021 101 PRETRIAL DIVERSION	TREAS FUND		LOGIC TEXSTAR	197,088.08	

DATE 03/11/2021 TIME 09:37

COMBINED STATEMENT OF CASH POSITION FOR FEBRUARY

FUND NAME	CHECKING ACCOUNT	CHECKING AMOUNT	TDOA ACCOUNT	TDOA AMOUNT	FUND TOTAL
2021 102 HOTEL OCCUPANCY TAX FUND	TREAS FUND	46,237.43	TEXPOOL LOGIC TEXSTAR	189,373.44	359,279.85
2021 103 HAVA GRANT FUND					
TOTAL		9,055,634.84		31,432,081.48	40,487,716.32

CHECK ACCOUNT

ACCOUNT BALANCE - TREAS FUND
ACCOUNT BALANCE - PAYROLL

TOTAL

CHECK
6,808,526.75
2,247,108.09

9,055,634.84

TDOA ACCOUNT

ACCOUNT BALANCE - TEXPOOL
ACCOUNT BALANCE - LOGIC
ACCOUNT BALANCE - TEXSTAR
ACCOUNT BALANCE - CERT DEPOS

TDOA

10,850,254.06
9,694,687.58
10,103,139.84
784,000.00

TOTAL

31,432,081.48

ACCOUNT NAME	BEGINNING CASH BALANCE	CASH RECEIPTS	CASH DISBURSEMENTS	ENDING CASH BALANCE
2021 001 GENERAL	3,519,831.39	3,815,069.17	3,590,855.42	3,744,045.14
CASH - GENERAL FUND	4,802.66	.00	.00	4,802.66
CASH ON HAND	6,306,453.60	208.37	.00	6,306,661.97
CASH INVESTED - TEXPOOL	4,284,224.60	2,000,440.91	.00	6,284,665.51
CASH INVESTED - LOGIC	6,087,918.54	156.04	.00	6,088,074.58
CASH INVESTED - TEXSTAR	.00	.00	.00	.00
CASH INVESTED - STONE CASTLE	999,342.00	.00	.00	999,342.00
T-BILLS - INVESTMENTS	750,000.00	.00	.00	750,000.00
CASH INVESTMENT-CD	21,952,572.79	5,815,874.49	3,590,855.42	24,177,591.86
FUND TOTALS				

2021 011 ROAD & BRIDGE 1	643,719.52	408,023.07	563,676.55	488,066.04
CASH - ROAD & BRIDGE # 1	651,201.46	21.51	.00	651,222.97
CASH INVESTED - TEXPOOL	447,184.65	200,045.54	.00	647,230.19
CASH INVESTED - LOGIC	605,120.71	50,016.37	.00	655,137.08
CASH INVESTED - TEXSTAR	.00	.00	.00	.00
STONE CASTLE	.00	.00	.00	.00
T-BILL INVESTMENTS	.00	.00	.00	.00
FUND TOTALS	2,347,226.34	658,106.49	563,676.55	2,441,656.28

2021 012 ROAD & BRIDGE 2	628,839.39	407,994.84	584,569.67	452,264.56
CASH - ROAD & BRIDGE # 2	205,385.34	150,010.03	.00	355,395.37
CASH INVESTED - TEXPOOL	238,317.69	18.42	.00	238,336.11
CASH INVESTED - LOGIC	200,779.92	150,007.73	.00	350,787.65
CASH INVESTED - TEXSTAR	.00	.00	.00	.00
T-BILL INVESTMENTS	.00	.00	.00	.00
FUND TOTALS	1,273,322.34	708,031.02	584,569.67	1,396,783.69

2021 013 ROAD & BRIDGE 3	695,670.11	408,160.10	577,272.03	526,558.18
CASH - ROAD & BRIDGE # 3	336,406.61	150,014.34	.00	486,420.95
CASH INVESTED - TEXPOOL	392,195.44	30.28	.00	392,225.72
CASH INVESTED - LOGIC	336,508.80	150,011.21	.00	486,520.01
CASH INVESTED - TEXSTAR	.00	.00	.00	.00
T-BILL INVESTMENTS	.00	.00	.00	.00
FUND TOTALS	1,760,780.96	708,215.93	577,272.03	1,891,724.86

2021 014 ROAD & BRIDGE 4	560,722.66	408,080.57	548,098.13	520,705.10
CASH - ROAD & BRIDGE # 4	601,411.55	19.86	.00	601,431.41
CASH INVESTED - TEXPOOL	434,222.84	200,044.54	.00	634,267.38
CASH INVESTED - LOGIC	526,217.69	50,014.36	.00	576,232.05
CASH INVESTED - TEXSTAR	.00	.00	.00	.00
T-BILL INVESTMENTS	.00	.00	.00	.00
FUND TOTALS	2,227,574.74	658,159.33	548,098.13	2,332,635.94

2021 018 CERTZ TIF	.00	.00	.00	.00
CASH - CERTZ TIF	.00	.00	.00	.00
CASH INVESTED	.00	.00	.00	.00
CASH INVESTED - LOGIC	.00	.00	.00	.00
T-BILL INVESTMENT	.00	.00	.00	.00
FUND TOTALS	.00	.00	.00	.00

2021 019 FM & LATERAL	20,051.51	1,246.49	27.68	21,270.32
CASH - FM & LATERAL	327,711.66	10.86	.00	327,722.52
CASH INVESTED - LOGIC	131,135.28	10.12	.00	131,145.40
CASH INVESTED - TEXSTAR	335,526.47	8.60	.00	335,535.07

ACCOUNT NAME
T-BILL INVESTMENT
FUND TOTALS

	BEGINNING CASH BALANCE	CASH RECEIPTS	CASH DISBURSEMENTS	ENDING CASH BALANCE
	819,424.92	1,276.07	27.68	815,673.31

2021 020 TJPC
CASH - T.J.P.C.
CASH INVESTED
CASH INVESTED - LOGIC
CASH INVESTED - TEXSTAR
FUND TOTALS

	26,963.27	39.99	18,035.50	8,967.76
	2,145.76	.00	.00	2,145.76
	.00	.00	.00	.00
	.00	.00	.00	.00
FUND TOTALS	29,109.03	39.99	18,035.50	11,113.52

2021 021 JUVENILE PROB-ISP
CASH - JUVENILE PROBATION INVESTMENTS
CASH INVESTED - LOGIC
CASH INVESTED - TEXSTAR
FUND TOTALS

	.00	.00	.00	.00
	.00	.00	.00	.00
	.00	.00	.00	.00
FUND TOTALS	.00	.00	.00	.00

2021 022 JUVENILE PROBATION
CASH - JUV PROB. DIV INVESTMENTS
FUND TOTALS

	44,975.05	262.83	854.97	44,382.91
	.00	.00	.00	.00
FUND TOTALS	44,975.05	262.83	854.97	44,382.91

2021 023 JUVENILE PROB. IV-E
CASH - IV-E
CASH INVESTED
CASH INVESTED - LOGIC
CASH INVESTED - TEXSTAR
FUND TOTALS

	103.04	.24	.00	103.28
	.00	.00	.00	.00
	.00	.00	.00	.00
	.00	.00	.00	.00
FUND TOTALS	103.04	.24	.00	103.28

2021 024 JUVENILE DELINQUENCY PREVENTN
CASH - JUVENILE DELINQUENCY PR INVESTMENTS
CASH INVESTED - LOGIC
CASH INVESTED - TEXSTAR
FUND TOTALS

	5,141.86	2,376.95	.00	7,518.81
	.00	.00	.00	.00
	.00	.00	.00	.00
FUND TOTALS	5,141.86	2,376.95	.00	7,518.81

2021 028 ADULT PROBATION
CASH - ADULT PROBATION
CASH ON HAND
CASH INVESTED - TEXPOOL
CASH INVESTED - LOGIC
CASH INVESTED - TEXSTAR
FUND TOTALS

	34,402.82	31,107.27	28,600.22	36,909.87
	75.00	.00	.00	75.00
	203,933.36	6.77	.00	203,940.13
	159,019.16	12.28	.00	159,031.44
	204,148.89	5.23	.00	204,154.12
FUND TOTALS	601,579.23	31,131.55	28,600.22	604,110.56

2021 029 COMMUNITY CORRECTIONS
CASH - COMMUNITY CORRECTI INVESTMENTS
CASH INVESTED - LOGIC
FUND TOTALS

	12,401.26	.00	5,207.50	7,193.76
	.00	.00	.00	.00
	.00	.00	.00	.00
FUND TOTALS	12,401.26	.00	5,207.50	7,193.76

2021 031 CONTRACT ELECTIONS
CASH - CONTRACT ELECTIONS
CASH INVESTED - TEXPOOL
CASH INVESTED - LOGIC
FUND TOTALS

	15,903.37	38.50	.00	15,941.87
	.00	.00	.00	.00
	.00	.00	.00	.00
FUND TOTALS	15,903.37	38.50	.00	15,941.87

2021 032 DISTRICT CLERK PRESERVATION
CASH - DISTRICT CLERK PRESVATI

	341.04	285.00	953.53	909.57
--	--------	--------	--------	--------

ACCOUNT NAME	BEGINNING CASH BALANCE	CASH RECEIPTS	CASH DISBURSEMENTS	ENDING CASH BALANCE
INVESTMENTS	610.23	.00	.00	610.23
CASH INVESTED - LOGIC	.00	.00	.00	.00
CASH INVESTED - TEXSTAR	.00	.00	.00	.00
FUND TOTALS	269.19	385.00	953.53	299.34

2021 033 COUNTY/DISTRICT TECHNOLOGY FUN

CASH - COUNTY/DISTRICT TECH INVESTMENTS	8,406.22	313.37	.00	8,719.59
CASH INVESTED - LOGIC	1,609.89	.00	.00	1,609.89
CASH INVESTED - TEXSTAR	.00	.00	.00	.00
FUND TOTALS	10,016.11	313.37	.00	10,329.48

2021 034 COURT REPORTER

CASH - COURT REPORTER FUND INVESTMENTS	12,812.01	1,029.38	1,399.45	12,441.94
CASH INVESTED - LOGIC	9,442.49	.28	.00	9,442.77
CASH INVESTED - TEXSTAR	.00	.00	.00	.00
FUND TOTALS	22,254.50	1,029.66	1,399.45	21,884.71

2021 035 PERMANENT IMPROVEMENT

CASH - PERMANENT IMPROVEM INVESTMENTS	608,737.99	870,261.41	150,437.31	111,086.11
CASH INVESTED - TEXPOOL	1,107,223.16	36.59	.00	1,107,259.75
CASH INVESTED - LOGIC	932,816.01	72.02	.00	932,888.03
CASH INVESTED - TEXSTAR	1,472,277.82	25.25	700,000.00	772,303.07
STONE CASTLE	.00	.00	.00	.00
T-BILL INVESTMENTS	.00	.00	.00	.00
FUND TOTALS	2,903,579.00	870,395.27	850,437.31	2,923,536.96

2021 037 LAW ENFORCEMENT ED

CASH - LAW ENFORCEMENT ED INVESTMENTS	8,878.59	7,373.29	.00	16,251.88
CASH INVESTED - LOGIC	10,616.91	.32	.00	10,617.23
CASH INVESTED - TEXSTAR	.00	.00	.00	.00
FUND TOTALS	19,495.50	7,373.61	.00	26,869.11

2021 038 JP TECH

CASH - J P TECH FUND INVESTMENTS	18,871.58	2,004.45	653.44	20,222.59
CASH INVESTED - LOGIC	27,886.32	.91	.00	27,887.23
CASH INVESTED - TEXSTAR	.00	.00	.00	.00
FUND TOTALS	46,757.90	2,005.36	653.44	48,109.82

2021 040 LAW LIBRARY

CASH - LAW LIBRARY INVESTMENTS	14,086.29	1,741.12	507.15	15,320.26
CASH INVESTED - LOGIC	117,096.37	3.84	.00	117,100.21
CASH INVESTED - TEXSTAR	51,444.24	3.98	.00	51,448.22
FUND TOTALS	182,626.90	1,748.94	507.15	183,868.69

2021 041 CC LIBRARY FUND

CASH - COOKE COUNTY LIBRA INVESTMENTS	16,086.34	841.58	452.86	16,475.06
CASH INVESTED	28,674.47	.92	.00	28,675.39
CASH INVESTED - LOGIC	.00	.00	.00	.00
CASH INVESTED - TEXSTAR	31,504.58	.78	.00	31,505.36
T-BILL INVESTMENTS	.00	.00	.00	.00
FUND TOTALS	76,265.39	843.28	452.86	76,655.81

2021 042 CC HISTORICAL COMM.

CASH - COOKE CO. HISTORIC	2,472.89	5.98	.00	2,478.87
---------------------------	----------	------	-----	----------

ACCOUNT NAME	BEGINNING CASH BALANCE	CASH RECEIPTS	CASH DISBURSEMENTS	ENDING CASH BALANCE
--------------	------------------------	---------------	--------------------	---------------------

2021 043 JP COURTHOUSE SECURITY	16,723.80	2,362.33	4.00-	19,082.13
CASH - JP COURTHOUSE SECURITY	5,329.83	.21	.00	5,330.04
CASH INVESTED - LOGIC	.00	.00	.00	.00
CASH INVESTED - TEXSTAR	10,568.84	.27	.00	10,569.11
FUND TOTALS	32,622.47	2,362.81	4.00-	34,981.28

2021 044 COURTHOUSE SECURITY	39,298.88	1,948.45	12.00-	41,235.33
CASH - COURTHOUSE SECURITY	103,105.28	3.42	.00	103,108.70
CASH INVESTED - LOGIC	53,066.69	4.08	.00	53,070.77
CASH INVESTED - TEXSTAR	83,289.72	2.14	.00	83,291.86
FUND TOTALS	278,760.57	1,958.09	12.00-	280,706.66

2021 046 CHAPTER 19	422.54-	421.35	338.18-	339.37-
CASH - CHAPTER 19	.00	.00	.00	.00
INVESTMENTS	422.54-	421.35	338.18-	339.37-
FUND TOTALS	422.54-	421.35	338.18-	339.37-

2021 047 CC RECORDS MANAGEMENT	2,483.22	6.93	.00	2,490.15
CASH - CC RECORDS MANAGEMENT	.00	.00	.00	.00
INVESTMENTS - TEXPOOL	2,483.22	6.93	.00	2,490.15
FUND TOTALS	2,483.22	6.93	.00	2,490.15

2021 048 COUNTY RECORDS MANAGEMENT	4,630.51	2,234.72	3,679.62-	3,185.61
CASH - RECORDS MANAGEMENT	14,819.24	.48	.00	14,819.72
CASH INVESTED - TEXPOOL	30,851.22	2.37	.00	30,853.59
CASH INVESTED - LOGIC	16,587.63	.42	.00	16,588.05
CASH INVESTED - TEXSTAR	66,888.60	2,237.95	3,679.62-	65,446.97
FUND TOTALS	128,767.10	4,711.62	3,679.62-	125,498.90

2021 049 CC RECORDS PRESERVATION	35,995.63	8,372.58	.00	44,368.21
CASH - RECORDS PRESERVATION	55,011.65	1.83	.00	55,013.48
CASH INVESTED - TEXPOOL	.00	.00	.00	.00
CASH INVESTED - LOGIC	568.65	.00	.00	568.65
CASH INVESTED - TEXSTAR	91,575.93	8,374.41	.00	99,950.34
FUND TOTALS	147,156.26	10,748.24	.00	157,904.50

2021 050 DIST CLERK RECORDS MANAGEMENT	11,604.69	350.39	.00	11,955.08
CASH - D C RECORDS MANAGEMENT	15,932.20	.52	.00	15,932.72
CASH INVESTED - LOGIC	.00	.00	.00	.00
CASH INVESTED - TEXSTAR	.00	.00	.00	.00
FUND TOTALS	27,536.89	350.91	.00	27,887.80

2021 051 DISTRICT CLERK ARCHIVE	23,403.46	324.12	.00	23,727.58
DISTRICT CLERK ARCHIVE	4,248.23	.17	.00	4,248.40
INVESTMENTS	.00	.00	.00	.00
CASH INVESTED - LOGIC	.00	.00	.00	.00
CASH INVESTED - TEXSTAR	.00	.00	.00	.00
FUND TOTALS	27,651.69	324.29	.00	27,975.98

2021 052 COUNTY CLERK ARCHIVE FEE	59,162.67	7,731.20	31,620.00-	35,273.87
CASH - RECORDS ARCHIVE	57,812.17	1.94	.00	57,814.11
INVESTMENTS	.00	.00	.00	.00

ACCOUNT NAME	BEGINNING	CASH RECEIPTS	CASH DISBURSEMENTS	ENDING
CASH INVESTED - LOGIC	26,442.57	2.05	.00	26,444.62
CASH INVESTED - TEXSTAR	66,738.08	1.70	.00	66,739.78
FUND TOTALS	210,155.49	7,736.89	31,620.00	186,272.38

2021 053 CA CHECK COLLECTING				
CASH - CHECK COLLECTING &	647.44	.00	106.80	540.64
CASH INVESTED	1,210.20	.00	.00	1,210.20
CASH INVESTED - LOGIC	.00	.00	.00	.00
CASH INVESTED - TEXSTAR	.80	.00	.00	.80
FUND TOTALS	1,857.64	.00	106.80	1,750.84

2021 054 DA CHECK COLLECTING				
CASH - DA CHECK COLLECTING	150.34	.00	.00	150.34
CASH INVESTED	.00	.00	.00	.00
FUND TOTALS	150.34	.00	.00	150.34

2021 055 CO ATTY FORFEITURE				
FUND TOTALS	.00	.00	.00	.00

2021 056 DISTRICT ATTY FORFEITURE				
CASH - D. A. FORFEITURE FU	11,145.93	25.38	.00	11,171.31
CASH INVESTED - TEXPOOL	21,894.18	.73	.00	21,894.91
CASH INVESTED - LOGIC	26,442.57	2.05	.00	26,444.62
CASH INVESTED - TEXSTAR	26,240.93	.70	.00	26,241.63
FUND TOTALS	85,723.61	28.86	.00	85,752.47

2021 057 D A SEIZURE FUND				
CASH - SEIZURE-LAW	179,098.90	3,100.00	51,617.05	130,581.85
INVESTMENTS	.00	.00	.00	.00
FUND TOTALS	179,098.90	3,100.00	51,617.05	130,581.85

2021 058 SHERIFF FORFEITURE				
CASH - SHERIFF FORFEITURE	20,548.90	978.61	.00	21,527.51
INVESTMENTS	45,639.74	1.50	.00	45,641.24
CASH INVESTED - LOGIC	26,442.57	2.05	.00	26,444.62
CASH INVESTED - TEXSTAR	20,948.96	.53	.00	20,949.49
FUND TOTALS	113,580.17	982.69	.00	114,562.86

2021 059 JAIL COMMISSARY				
CASH - JAIL COMMISSARY	37,415.79	1,761.64	703.79	36,473.64
CASH INVESTED - TEXPOOL	82,759.34	2.73	.00	82,762.07
CASH INVESTED - LOGIC	.00	.00	.00	.00
CASH INVESTED - TEXSTAR	51,272.23	1.31	.00	51,273.54
FUND TOTALS	171,447.36	1,765.68	703.79	172,509.25

2021 061 2004 GO REFUNDING DEBT SERVICE				
CASH - 2004 GO REFUNDING D/S	314,988.06	808,389.97	894,362.04	229,015.99
CASH INVESTED - TEXPOOL	305,806.21	4.48	300,000.00	5,810.69
CASH INVESTED - LOGIC	360,178.42	12.94	300,000.00	60,191.36
CASH INVESTED - TEXSTAR	197,083.03	5.05	.00	197,088.08
T-BILL INVESTMENTS	.00	.00	.00	.00
FUND TOTALS	1,178,055.72	808,412.44	1,494,362.04	492,106.12

2021 088 STATE FEES				
CASH - STATE FEES	25,225.14	33,770.64	216.53	58,779.25
CASH INVESTED	9,150.28	.28	.00	9,150.56
CASH INVESTED - LOGIC	.00	.00	.00	.00

ACCOUNT NAME	BEGINNING CASH BALANCE	CASH RECEIPTS	CASH DISBURSEMENTS	ENDING CASH BALANCE
2021 090 OFFICER'S TRUST				
CASH INVESTED - TEXSTAR	5,911.53	15	.00	5,911.68
FUND TOTALS	40,286.95	33,771.07	216.53-	73,841.49
2021 091 LIBRARY TRUST - LIDDELL				
CASH INVESTED	.00	.00	.00	.00
CASH INVESTED - LOGIC	.00	.00	.02	.00
FUND TOTALS	.00	.00	.02	.00
2021 092 LIBRARY TRUST - ROSENSTEIN				
CASH-LIBRARY TRUST/LIDDELL	984.61	2.34	.00	986.95
CD INVESTMENT	15,000.00	.00	.00	15,000.00
FUND TOTALS	15,984.61	2.34	.00	15,986.95
2021 098 PAYROLL CLEARING				
CASH - PAYROLL CLEARING	1,139,048.83	1,108,059.26	.00	2,247,108.09
INVESTMENTS	.00	.00	.00	.00
FUND TOTALS	1,139,048.83	1,108,059.26	.00	2,247,108.09
2021 100 CHILD ABUSE PREVENTION FUND				
CASH-CHILD ABUSE PREVENTION	478.05	1.15	.00	479.20
CASH INVESTED	.00	.00	.00	.00
FUND TOTALS	478.05	1.15	.00	479.20
2021 101 PRETRIAL DIVERSION				
CASH-PRETRIAL DIVERSION	13,720.03	.00	.00	13,720.03
CASH INVESTED	.00	.00	.00	.00
FUND TOTALS	13,720.03	.00	.00	13,720.03
2021 102 HOTEL OCCUPANCY TAX FUND				
CASH - HOTEL OCCUPANCY TAX	28,269.89	17,967.54	.00	46,237.43
CASH INVESTED - TEXPOOL	189,367.20	6.24	.00	189,373.44
CASH INVESTED - LOGIC	.00	.00	.00	.00
CASH INVESTED - TEXSTAR	123,665.79	3.19	.00	123,668.98
FUND TOTALS	341,302.88	17,976.97	.00	359,279.85
2021 103 HAVA GRANT FUND				
CASH - HAVA GRANT FUND	622.55	.00	.00	622.55
CASH INVESTED - TEXPOOL	.00	.00	.00	.00
CASH INVESTED - LOGIC	.00	.00	.00	.00
CASH INVESTED - TEXSTAR	.00	.00	.00	.00
FUND TOTALS	622.55	.00	.00	622.55
GRAND TOTALS	38,381,621.14	11,465,487.99	8,354,550.60-	41,492,558.53