

AFFIDAVIT

STATE OF TEXAS

COUNTY OF COOKE


The members of the Commissioners' Court of Cooke County, Texas, state as follows:

The requirement of Subsection (C) of the Texas Local Government Code, §114.026 have been met for the term of September 2020. The amount of cash and other assets in the custody of the County Treasurer at the time of examination are:

Cash (includes on hand, money market accounts, and short term investments) \$ 33,014,026.75

Other Assets (long term investments) \$ 0.00


Sworn to and subscribed this 26 day of October, 2020.



Jason Brinkley, Cooke County Judge



Gary Hollowell, Commissioner, Pct 1



Jason Snuggs, Commissioner, Pct 2




John Klement, Commissioner, Pct 3




Leon Klement, Commissioner, Pct 4

ATTEST:




Pam Harrison, County Clerk

FILED FOR RECORD
20 OCT 26 PM 3:16
COUNTY CLERK
COOKE COUNTY, TEXAS
BY:  STUDY

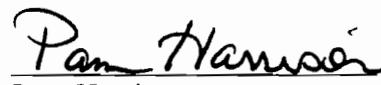
FINANCIAL REPORTS

September 2020


In accordance with Local Government Code 114.026, this affidavit states the current cash and reports in the custody of the county treasurer as of this date of September 30, 2020.




Jason Brinkley,
Cooke County Judge




Pam Harrison,
Cooke County Clerk




Gary Hollowell,
Commissioner Pct. #1



Jason Snuggs,
Commissioner Pct. #2



John Klement,
Commission Pct. #3



Leon Klement,
Commissioner Pct. #4

FILED FOR RECORD

20 OCT 20 PM 3:16

COUNTY CLERK CO. TX

BY  COUNTY



MONTHLY REPORT

SEPTEMBER 2020

PATTY BRENNAN

COOKE COUNTY TREASURER

FINANCIAL REPORTS

September 2020

In accordance with Local Government Code 114.026, this affidavit states the current cash and reports in the custody of the county treasurer as of this date of September 30, 2020.

Jason Brinkley,
Cooke County Judge

Pam Harrison,
Cooke County Clerk

Gary Hollowell,
Commissioner Pct. #1

Jason Snuggs,
Commissioner Pct. #2

John Klement,
Commission Pct. #3

Leon Klement,
Commissioner Pct. #4

AFFIDAVIT

STATE OF TEXAS

COUNTY OF COOKE

The members of the Commissioners' Court of Cooke County, Texas, state as follows:

The requirement of Subsection (C) of the Texas Local Government Code, §114.026 have been met for the term of **September 2020**. The amount of cash and other assets in the custody of the County Treasurer at the time of examination are:

Cash (includes on hand, money market accounts, and short term investments) **\$ 33,014,026.75**

Other Assets (long term investments) \$ 0.00.

Sworn to and subscribed this _____ day of _____.

Jason Brinkley, Cooke County Judge

Gary Hollowell, Commissioner, Pct 1

Jason Snuggs, Commissioner, Pct 2

John Klement, Commissioner, Pct 3

Leon Klement, Commissioner, Pct 4

ATTEST:

Pam Harrison, County Clerk

TOTALS

PRIOR MONTH ENDING BANK STATEMENT BALANCE \$5,291,555.77 173
 CLEARED DEPOSITS \$2,009,710.70 4
 CLEARED ADDITIONS \$89,364.48 4
 CLEARED CHECKS \$2,142,352.93- 332
 CLEARED DEDUCTIONS \$7,687.71- 4

CURRENT MONTH ENDING BANK STATEMENT BALANCE \$5,240,590.31

CURRENT MONTH ENDING BANK STATEMENT BALANCE \$5,240,590.31 12
 OUTSTANDING DEPOSITS \$17,371.93 4
 OUTSTANDING ADDITIONS \$.00 4
 OUTSTANDING CHECKS \$826,529.50- 375
 OUTSTANDING DEDUCTIONS \$.00 4

RECONCILED BOOK BALANCE \$4,431,432.74
 ENDING STATEMENT DATE 09/30/2020 CLERK: PB



2 October 2020

COOKE COUNTY
PATTY BRENNAN
101 S DIXON ST
GAINESVILLE, TX 76240-4729

COLLATERAL REPORT as of: 30 September 2020

Pledgee Code: COKC

Demand Deposit Balance: \$6,650,264.01

C.D. Balance \$1,008,042.98

Amount in Excess of FDIC Ins: \$7,158,306.99

Required Pledge Amount: \$7,874,137.69

See attached detail report for amount and description of securities pledged to account.

Total Pledged Par Amount: \$9,810,368.00

Total Collateral Market Value*: \$10,319,468.00

Total Other Collateral: \$ 0.00

**Prices were obtained within five (5) days of the date of this report.*

FDIC Insurance is calculated by FDIC rules

- Pricing supplied by various third party sources including INTERACTIVE DATA and BLOOMBERG INFORMATION SERVICES. Certain infrequently traded Municipal Securities may be priced by utilizing a pricing matrix derived from the current Municipal yield curve.*
- Prices provided are indications only, and although derived from sources we believe reliable, they are not considered all-inclusive.*

All securities are held at Raymond James.

Reportfolio

Simmons First National Bank, Pine Bluff, AR
 Published: 10/1/2020 3:33:04 PM

Management Report
 Pledged To: COOKE COUNTY

Date: 30-Sep-20
 Section V-C Page: 160

Safekkeeping

Code	Cusip	Description	Pool	Moody	Original Face	Pledged	Pledged	Pledged	Pledged
Location	Trans#	Maturity	Coupon	Sid/Poor	Pledged Percent	Original Face Value	Par Value	Book Value	Market Value
FRSL	3136B7V40	FNR 2019-82 EV	3.000		85.44%	\$9,972,240.00	\$9,409,165.84	\$9,651,384.46	\$9,894,057.79
	540602202001221	5/25/2031							
FEDERAL RESERVE BANK, ST. AFS									
FRSL	3137FR5D9	FHR 4949 CD	3.000		2.50%	\$500,000.00	\$401,202.34	\$411,798.84	\$425,409.84
	541265202001310	9/25/2038							
FEDERAL RESERVE BANK, ST. AFS									
2 CMOs - Fixed Rate _____									

Total Pledged	To: COK	COOKE COUNTY	Munis with Maturity Under 2 Years	Other securities with Stated Maturity Under 2 Years	Munis with Maturity Over 2 Years	Other securities with Stated Maturity Over 2 Years
\$0.00	\$10,472,240.00	\$9,810,368.18	\$0.00	\$10,063,183.30	\$9,810,368.18	\$10,319,467.63
\$0.00	\$10,472,240.00	\$9,810,368.18	\$9,810,368.18	\$10,063,183.30	\$9,810,368.18	\$10,319,467.63

** If no data is shown, then there are no pledges for the current period.

PAGE 1 09/30/20 19:24:40
HOLDINGS BAPN032N
CC3 PROD

FEDERAL RESERVE BANK PLEDGEE

DISTRB PT J1
AS OF CLOSE OF BUSINESS 09-30-2020

PLEDGEE: COOKE COUNTY J7BM INSTITUTION ID: #J7BM
100 S. DIXON
RM. 106

GAINESVILLE TX 76240

HOLDER : 082900432 - SIMMONS PB AR

RESP FRB:H2

ACCOUNT: J7BM - *COOKE COUNTY

CUSIP #

BVF

PAR

BALANCE	BOOK VALUE		
3136B7V40 FNRM CL082EV R19F082 05-25-31		0.9435358400	
9,972,240.00	9,409,165.85		
3137FR5D9 FERM 4949CD 09/25/38 09-25-38		0.8024046700	
500,000.00	401,202.34		
		SUBTOTAL:	
10,472,240.00	9,810,368.19		
		GRAND TOTAL:	
10,472,240.00	9,810,368.19		



Pledge Security Listing

EL CAMPO, TX

September 30, 2020

ID	CUSIP	Description	Safekeeping Location	Safekeeping Receipt	Coupon	Maturity Date	Call Date	Moody	S&P	Fitch	ASC 320	Face Amount	Current Par	Current Book Value	Market Value	Gain(Loss)	
4226	3138WDY19	FNMA #AS4314	FHLB		2.50	01/01/2030		AAA	AA+	AAA	HTM	1,500,000	516,544.14	524,065.31	533,116.74	9,051.43	
Total for COOKE COUNTY													1,500,000	516,544.14	524,065.31	533,116.74	9,051.43

COOKE COUNTY

Although the information in this report has been obtained from sources believed to be reliable, its accuracy cannot be guaranteed.

C.D. INVESTMENTS

LANDMARK BANK

September 2020

<u>C.D.#</u>	<u>PURCHASE DATE</u>	<u>AMOUNT</u>	<u>MAT. DATE</u>
Library Liddell 7830	Jan 17, 2019	7,500.00	Jan 17, 2021
Library Liddell 7822	Jan 17, 2019	7,500.00	Jan 17, 2021
Library Rosenstein 5099	Sept 12, 2017	11,000.00	Dec 12, 2020
Library Rosenstein 5198	Dec 16, 2017	8,000.00	Mar 16, 2021

INT. EARNED MONTHLY:

2-Liddell CD's @ 1.90%
2-Rosenstein CD's @ 1.05%

Interest is deposited into the Treasurer's Fund. The 2 Gen CDs' interest is deposited monthly, and the 4 Library's CDs' interest is deposited quarterly.

PROSPERITY BANK

GEN/14401708	Sept 17, 2019	250,000.00	Sept 17, 2021
--------------	---------------	------------	---------------

INT. EARNED MONTHLY:

Gen CD @ 1.85%

Interest accrues monthly and is deposited monthly with depository bank into the Treasurer's Fund.

C.D. INVESTMENTS

THE FIRST STATE BANK

September 2020

<u>C.D.#</u>	<u>PURCHASE DATE</u>	<u>AMOUNT</u>	<u>MAT. DATE</u>
GEN/71445	Sept 17, 2019	250,000.00	Dec 17, 2020

INT. EARNED MONTHLY:

Gen CD @ 1.50%

Interest accrues monthly and is deposited monthly with depository bank into the Treasurer's Fund.

MUENSTER STATE BANK

GEN/2254	Sept 17, 2017	250,000.00	Sept 17, 2021
----------	---------------	------------	---------------

INT. EARNED MONTHLY:

Gen CD @ 1.35%

Interest accrues monthly and is deposited monthly with depository bank into the Treasurer's Fund.

INVESTMENTS-TEXPOOL
PATTY BRENNAN, COOKE COUNTY TREASURER
SEPTEMBER 2020

ACCT NAME	BALANCE FORWARD	DEPOSITS	WITH-DRAWALS	CURRENT INTEREST	ENDING BALANCE
GENERAL	\$ 5,304,152.97	\$ -	\$ 300.00	\$ 642.41	\$ 5,304,495.38
R & B -1	\$ 550,968.70	\$ -	\$ 100,000.00	\$ 60.16	\$ 451,028.86
R & B -2	\$ 105,329.40	\$ -	\$ -	\$ 12.75	\$ 105,342.15
R & B -3	\$ 496,259.24	\$ -	\$ 260,000.00	\$ 57.16	\$ 236,316.40
R & B -4	\$ 496,173.17	\$ -	\$ -	\$ 60.06	\$ 496,233.23
FM & L	\$ 327,554.42	\$ -	\$ -	\$ 39.63	\$ 327,594.05
STATE FUNDS	\$ 9,146.04	\$ -	\$ -	\$ 1.12	\$ 9,147.16
TJPC	\$ 13,143.34	\$ -	\$ 11,000.00	\$ 1.46	\$ 2,144.80
DIST CLK PRESERVATION	\$ 5,609.97	\$ -	\$ 5,000.00	\$ 0.26	\$ 610.23
COUNTY/DIST TECH	\$ 1,609.08	\$ -	\$ -	\$ 0.30	\$ 1,609.38
ADULT PROB	\$ 203,835.52	\$ -	\$ -	\$ 24.68	\$ 203,860.20
COURT REP	\$ 19,437.46	\$ -	\$ 10,000.00	\$ 1.70	\$ 9,439.16
PERM IMP	\$ 1,056,705.05	\$ -	\$ -	\$ 127.97	\$ 1,056,833.02
LAW ENFORCEMENT ED	\$ 10,611.74	\$ -	\$ -	\$ 1.28	\$ 10,613.02
JP-CH SECURITY	\$ 5,327.38	\$ -	\$ -	\$ 0.60	\$ 5,327.98
DIST CLK RECORDS MGMT	\$ 15,924.47	\$ -	\$ -	\$ 1.94	\$ 15,926.41
DIST CLK ARCHIVE	\$ 4,246.03	\$ -	\$ -	\$ 0.60	\$ 4,246.63
COUNTY ATTY CHECK COLLECT	\$ 1,210.11	\$ -	\$ -	\$ 0.09	\$ 1,210.20
LAW LIBRARY	\$ 117,040.13	\$ -	\$ -	\$ 14.18	\$ 117,054.31
JP TECH	\$ 27,873.07	\$ -	\$ -	\$ 3.32	\$ 27,876.39
C H SECURITY	\$ 103,055.84	\$ -	\$ -	\$ 12.47	\$ 103,068.31
REC MGMT	\$ 14,812.08	\$ -	\$ -	\$ 1.78	\$ 14,813.86
REC PRESV	\$ 506.54	\$ -	\$ -	\$ -	\$ 506.54
LIBRARY	\$ 28,660.62	\$ -	\$ -	\$ 3.48	\$ 28,664.10
ARCHIVE	\$ 57,784.40	\$ -	\$ -	\$ 7.02	\$ 57,791.42
DIST ATTY FORFEITURE	\$ 21,883.70	\$ -	\$ -	\$ 2.65	\$ 21,886.35
SHERIFF FORFEITURE	\$ 65,615.66	\$ -	\$ 20,000.00	\$ 7.71	\$ 45,623.37
JAIL COMMISSARY	\$ 82,719.57	\$ -	\$ -	\$ 10.04	\$ 82,729.61
2004 GO-REFUNDING	\$ 55,752.47	\$ -	\$ -	\$ 6.77	\$ 55,759.24
HOTEL/MOTEL TAX	\$ 189,276.20	\$ -	\$ -	\$ 22.90	\$ 189,299.10
TOTAL: TREAS FUND	\$ 9,392,224.37	\$ -	\$ 406,300.00	\$ 1,126.49	\$ 8,987,050.86

YEAR - TO - DATE INTEREST	BAL FORWARD:	CURRENT INT.:	BALANCE:
	\$ 98,078.24	\$ 1,126.49	\$ 99,204.73

AVG. YEILD FOR SEPT 2020 0.15% MKT VALUE/ SHARI \$ 1.00

**INVESTMENTS-TEX STAR
PATTY BRENNAN, COOKE COUNTY TREASURER
SEPTEMBER 2020**

ACCT NAME	BALANCE FORWARD	DEPOSITS	WITH- DRAWALS	CURRENT INTEREST	ENDING BALANCE
GENERAL	\$ 5,585,860.42	\$ -	\$ 500,000.00	\$ 584.28	\$ 5,086,444.70
R & B -1	\$ 504,921.89	\$ -	\$ -	\$ 55.59	\$ 504,977.48
R & B -2	\$ 169,736.32	\$ -	\$ 69,000.00	\$ 14.44	\$ 100,750.76
R & B -3	\$ 236,415.30	\$ -	\$ -	\$ 26.04	\$ 236,441.34
R & B -4	\$ 576,042.50	\$ -	\$ 150,000.00	\$ 54.23	\$ 426,096.73
FM & L	\$ 335,394.88	\$ -	\$ -	\$ 36.92	\$ 335,431.80
ADULT PROBATION	\$ 204,068.84	\$ -	\$ -	\$ 22.48	\$ 204,091.32
PERM IMP	\$ 1,471,700.45	\$ -	\$ -	\$ 162.03	\$ 1,471,862.48
CC LIBRARY	\$ 31,492.21	\$ -	\$ -	\$ 3.49	\$ 31,495.70
JP- CH SECURITY	\$ 10,564.73	\$ -	\$ -	\$ 1.18	\$ 10,565.91
COURTHOUSE SECURITY	\$ 83,257.05	\$ -	\$ -	\$ 9.16	\$ 83,266.21
RECORDS MANAGEMENT	\$ 16,581.18	\$ -	\$ -	\$ 1.81	\$ 16,582.99
RECORDS PRESERVATION	\$ 568.55	\$ -	\$ -	\$ 0.04	\$ 568.59
ARCHIVE FEES	\$ 41,721.54	\$ -	\$ -	\$ 4.59	\$ 41,726.13
2012 GO REFUNDING	\$ 47,056.07	\$ -	\$ -	\$ 5.18	\$ 47,061.25
STATE FEES	\$ 5,909.25	\$ -	\$ -	\$ 0.63	\$ 5,909.88
DIST ATTY FORFEITURE	\$ 26,230.63	\$ -	\$ -	\$ 2.91	\$ 26,233.54
SHERIFF FORFEITURE	\$ 66,936.10	\$ -	\$ 46,000.00	\$ 6.90	\$ 20,943.00
JAIL COMMISSARY	\$ 51,252.13	\$ -	\$ -	\$ 5.64	\$ 51,257.77
HOTEL/MOTEL TAX	\$ 123,617.28	\$ -	\$ -	\$ 13.61	\$ 123,630.89
TOTAL: TREAS FUND	\$ 9,589,327.32	\$ -	\$ 765,000.00	\$ 1,011.15	\$ 8,825,338.47

YEAR - TO - DATE INTEREST	BAL FORWARD	CURRENT INT.	BALANCE
	\$ 90,716.79	\$ 1,011.15	\$ 91,727.94

AVG. YEILD FOR SEPTEMBE: 0.13% MKT VALUE / SHARE \$ 1.00

**INVESTMENTS-LOGIC
PATTY BRENNAN, COOKE COUNTY TREASURER
SEPTEMBER 2020**

ACCT NAME	BALANCE FORWARD	DEPOSITS	WITH- DRAWALS	CURRENT INTEREST	ENDING BALANCE
GENERAL	\$ 4,281,058.56	\$ -	\$ -	\$ 902.63	\$ 4,281,961.19
R & B -1	\$ 496,864.48	\$ -	\$ -	\$ 104.75	\$ 496,969.23
R & B -2	\$ 238,196.83	\$ -	\$ -	\$ 50.24	\$ 238,247.07
R & B -3	\$ 366,971.22	\$ -	\$ -	\$ 77.35	\$ 367,048.57
R & B -4	\$ 493,908.10	\$ -	\$ -	\$ 104.16	\$ 494,012.26
FM & L	\$ 106,055.16	\$ -	\$ -	\$ 22.35	\$ 106,077.51
ADULT PROBATION	\$ 158,901.63	\$ -	\$ -	\$ 33.50	\$ 158,935.13
PERM IMP	\$ 582,367.66	\$ -	\$ -	\$ 122.76	\$ 582,490.42
LAW LIBRARY	\$ 26,423.05	\$ -	\$ -	\$ 5.56	\$ 26,428.61
COURTHOUSE SECURITY	\$ 53,027.51	\$ -	\$ -	\$ 11.19	\$ 53,038.70
RECORDS MANAGEMENT	\$ 30,828.45	\$ -	\$ -	\$ 6.50	\$ 30,834.95
ARCHIVE FEES	\$ 26,423.05	\$ -	\$ -	\$ 5.56	\$ 26,428.61
DIST ATTY FORFEITURE	\$ 26,423.05	\$ -	\$ -	\$ 5.56	\$ 26,428.61
SHERIFF FOREITURE	\$ 26,423.05	\$ -	\$ -	\$ 5.56	\$ 26,428.61
2012 GO REFUNDING	\$ 259,981.94	\$ -	\$ -	\$ 54.79	\$ 260,036.73
TOTAL: TREAS FUND	\$ 7,173,853.74	\$ -	\$ -	\$ 1,512.46	\$ 7,175,366.20

YEAR - TO - DATE INTEREST	BAL FORWARD	CURRENT INT.	BALANCE
	\$ 73,602.76	\$ 1,512.46	\$ 75,115.22

AVG. YEILD FOR SEPT 2020 0.26% MKT VALU/SHARE \$ 1.00

Cooke County

Attn: Patty Brennan
 101 S. Dixon Street
 Gainesville, TX 76240

Depositor Statement

September 1, 2020 - September 30, 2020

Account #: 104791304900

Account at-a-Glance

Beginning Balance	2,001,598.65
+ Net Deposits	0.00
+ Net Accrued Interest ²	82.26
Ending Balance	2,001,680.91
Days In Period ⁴	30
Average Daily Balance ⁵	2,001,598.65
Net APY This Period ⁶	0.05%
Net APR This Period ⁶	0.0500%
Available Balance ⁷	2,001,598.65

Depositor Information

Website: www.ficaaccount.com

Support Center: (866) 343-5516

Account Transactions

Description	Date	Amount(USD\$)
No transactions in this period		

Insured Depository Detail

Depository Bank	FDIC Cert#	Balance(USD\$)
Allegiance Bank Texas	58629	70,251.65
Ameris Bank	20504	103,951.13
Banc of California, National Association	35498	75,567.00
Bank of China - New York Branch	33653	89,731.96
Bank of the Ozarks	110	161,058.50
BankUnited National Association	58979	80,888.63
Banterra Bank	17514	1,135.84
C US Bank	18443	43.81
CIT Bank, National Association	58978	91,270.13
Capital Bank National Association	35278	1,198.70
Capital One National Association	4297	230,991.72
Cathay Bank	18503	12,879.82
Citibank N.A.	7213	9,416.34
City National Bank	17281	5,091.73
Compass Bank	19048	3,985.28
Customers Bank	34444	55,348.82
Dime Savings Bank of Williamsburgh	16012	1,231.63
East West Bank	31628	177,878.79
Enterprise Bank & Trust	27237	506.98

Depositor Statement

September 1, 2020 - September 30, 2020

Account #: 104791304900

Cooke County

Attn: Patty Brennan
101 S. Dixon Street
Gainesville, TX 76240

Depository Bank	FDIC Cert#	Balance(USD\$)
Federal Savings Bank	35518	55,936.99
First Bank	58481	1,060.03
First Internet Bank of Indiana	34607	1,264.40
First Merchants Bank National Association	4365	371.45
First Midwest Bank	3709	14.24
First Midwest Bank of Dexter	19001	14.06
First Savings Bank	32629	474.33
First Virginia Community Bank	58696	4,878.29
Franklin Synergy Bank	58714	26,451.56
Hancock Bank	12441	17,979.46
Israel Discount Bank of New York	19977	48,012.54
KeyBank National Association	17534	3,729.22
Lake Forest Bank & Trust Company	27589	14.76
Luana Savings Bank	253	1,876.85
MainStreet Bank	57742	1,032.92
Merchants Bank of Indiana	8056	99,684.94
Open Bank	57944	52.38
Pacific City Bank	57463	36,845.98
Pacific Enterprise Bank	58415	1,092.22
Pacific Premier Bank	32172	4,583.78
Peoples National Bank N.A.	3809	981.37
Preferred Bank	33539	32,047.03
Republic Bank	27332	475.59
ServisFirst Bank	57993	31,014.13
Sherwood State Bank	16222	227.22
Signature Bank	57053	87,873.49
SouthEast Bank	57348	1,251.80
Southern Bancorp Bank	1528	10.38
Sutton Bank	5962	23.36
TD Bank N.A.	18409	4,478.69
Texas Capital Bank National Association	34383	127,117.04
Third Coast Bank SSB	58716	43,285.39
Umpqua Bank	17266	13.02
Valley National Bank	9396	173,503.54
Vintage Bank Kansas	17927	14.79
Washington Trust Company of Westerly	23623	1,071.47
Western Alliance Bank	57512	10,050.69
Wilmington Trust National Association	34069	10,360.79
Aggregate Net Accrued Interest ³		82.26

Total 2,001,680.91

Disclosure Information

Cooke County

Attn: Patty Brennan
101 S. Dixon Street
Gainesville, TX 76240

Depositor Statement

September 1, 2020 - September 30, 2020

Account #: 104791304900

1 The Federally Insured Cash Account ("FICA®") is not a member of the Federal Deposit Insurance Corporation ("FDIC"), but the banks in which the money is deposited are FDIC members. The FDIC is an independent agency of the U.S. government that protects the funds depositors place in FDIC insured institutions. FDIC deposit insurance is backed by the full faith and credit of the U.S. government.

2 Net Accrued Interest is the estimated amount of the accrued interest earned for the current month less any FICA Fee with respect to such interest. Net Accrued Interest cannot be withdrawn from the account until it is credited to the account. There is no guarantee that the account holder will receive the full amount as stated. Refer to the U.S. Bank Custodial Statement, provided via ficaaccount.com, for further details regarding interest earned and fees charged. Net Accrued Interest is for informational purposes only.

3 Aggregate Net Accrued Interest is the sum of the current month's Net Accrued Interest and any prior period Net Accrued Interest not yet paid.

4 Days In Period ("DIP") is the number of days in the period beginning on, and including the later of, the first day of the month or the business day an initial deposit is received by the FICA Custodian if received on or before 3:00PM EST or the business day immediately following if received after 3:00PM EST, and ending on, and including, the last day of the month. DIP does not include any date on which the balance is zero.

5 Average Daily Balance is the sum of the beginning balance plus any deposits less any withdrawals averaged across number of days in DIP.

6 Net APR This Period is the annualized rate that reflects the relationship between the net interest received plus any Net Accrued Interest and the Average Daily balance for the statement period. Current yield may be lower or higher than what is stated.

7 Available Balance reflects the amount that can be withdrawn as of the date of the statement. This balance is the Ending Balance less the Aggregate Net Accrued Interest amount.

8 The APY (annual percentage yield) is based on an APR (annual percentage rate) for the period indicated as reported by StoneCastle. Current yield may be lower or higher than what is stated due to changes in market or business conditions..

*Interest will not accrue for balances of \$1,000.00 or lower

We encourage you to compare the information provided in our statement with the U.S. Bank custody statement. You may access the U.S. Bank custody statement by calling 1-866-343-5516.

StoneCastle Cash Management, LLC is an SEC Registered Investment Advisor. StoneCastle Cash Management, LLC is an affiliate of StoneCastle Partners, LLC, a leading asset management and financial services company dedicated to investing and serving the community banking sector. Performance data shown represents past performance, and is no guarantee of future results. Rates may change without notice. Please read the Terms and Conditions relating to the FICA® program for more complete information and the governing terms of the account. Review your statement for accuracy. If you have any questions regarding your account, contact a FICA® representative. Registration with the SEC does not imply a particular level of skill or training.

COMBINED STATEMENT OF CASH POSITION FOR SEPTEMBER

FUND NAME	CHECKING ACCOUNT	CHECKING AMOUNT	TDOA ACCOUNT	TDOA AMOUNT	FUND TOTAL
2020 001 GENERAL	TREAS FUND	2,738,439.30	TEXPOOL LOGIC TEXSTAR STONE CERT DEPOS	5,304,495.38 4,281,961.19 5,086,444.70 2,001,680.91 750,000.00	20,163,021.48
2020 011 ROAD & BRIDGE 1	TREAS FUND	189,655.63	TEXPOOL LOGIC TEXSTAR STONE	451,028.86 496,969.23 504,977.48	1,642,631.20
2020 012 ROAD & BRIDGE 2	TREAS FUND	167,360.98	TEXPOOL LOGIC TEXSTAR	105,342.15 238,247.07 100,750.76	611,700.96
2020 013 ROAD & BRIDGE 3	TREAS FUND	166,471.40	TEXPOOL LOGIC TEXSTAR	236,316.40 367,048.57 236,441.34	1,006,277.71
2020 014 ROAD & BRIDGE 4	TREAS FUND	160,756.41	TEXPOOL LOGIC TEXSTAR	496,233.23 494,012.26 426,096.73	1,577,098.63
2020 018 CERTZ TIF	TREAS FUND		TEXPOOL LOGIC		
2020 019 FM & LATERAL	TREAS FUND	34,698.21	TEXPOOL LOGIC TEXSTAR	327,594.05 106,077.51 335,431.80	803,801.57
2021 020 TJPC	TREAS FUND	34,232.79	TEXPOOL LOGIC TEXSTAR	2,144.80	36,377.59
2021 021 JUVENILE PROB-ISP	TREAS FUND		TEXPOOL LOGIC TEXSTAR		
2020 022 JUVENILE PROBATION	TREAS FUND	44,083.59	TEXPOOL LOGIC		44,083.59
2020 023 JUVENILE PROB. IV-E	TREAS FUND	102.26	TEXPOOL LOGIC TEXSTAR		102.26
2020 024 JUVENILE DELINQUENCY PREVENTN	TREAS FUND	3,097.52	TEXPOOL LOGIC TEXSTAR		3,097.52
2021 028 ADULT PROBATION	TREAS FUND	64,518.92	TEXPOOL LOGIC TEXSTAR	203,860.20 158,935.13 204,091.32	631,405.57
2021 029 COMMUNITY CORRECTIONS	TREAS FUND	13,734.58	TEXPOOL LOGIC		13,734.58
2020 031 CONTRACT ELECTIONS	TREAS FUND	15,800.66	TEXPOOL LOGIC		15,800.66

COMBINED STATEMENT OF CASH POSITION FOR SEPTEMBER

FUND NAME	CHECKING ACCOUNT	CHECKING AMOUNT	TDOA ACCOUNT	TDOA AMOUNT	FUND TOTAL
2020 032 DISTRICT CLERK PRESERVATION	TREAS FUND	3,975.77	TEXPOOL LOGIC	610.23	4,586.00
2020 033 COUNTY/DISTRICT TECHNOLOGY	FTREAS FUND	8,029.22	TEXPOOL LOGIC	1,609.38	9,638.60
2020 034 COURT REPORTER	TREAS FUND	15,461.35	TEXPOOL LOGIC	9,439.16	24,900.51
2020 035 PERMANENT IMPROVEMENT	TREAS FUND	117,503.15	TEXPOOL LOGIC	1,056,833.02	3,228,689.07
			TEXSTAR	582,490.42	
			STONE	1,471,862.48	
2020 037 LAW ENFORCEMENT ED	TREAS FUND	9,927.93	TEXPOOL LOGIC	10,613.02	20,540.95
2020 038 JP TECH	TREAS FUND	19,300.36	TEXPOOL LOGIC	27,876.39	47,176.75
2020 040 LAW LIBRARY	TREAS FUND	36,062.81	TEXPOOL LOGIC	117,054.31	179,545.73
			TEXSTAR	26,428.61	
2020 041 CC LIBRARY FUND	TREAS FUND	16,319.50	TEXPOOL LOGIC	28,664.10	76,479.30
			TEXSTAR	31,495.70	
2020 042 CC HISTORICAL COMM.	TREAS FUND	2,453.48	TEXPOOL LOGIC	5,327.98	2,453.48
2020 043 JP COURTHOUSE SECURITY	TREAS FUND	14,524.89	TEXSTAR	10,565.91	30,418.78
2020 044 COURTHOUSE SECURITY	TREAS FUND	33,328.51	TEXPOOL LOGIC	103,068.31	272,701.73
			TEXSTAR	53,038.70	
			TEXSTAR	83,266.21	
2020 045 FLOOD DAMAGE	TREAS FUND		TEXPOOL LOGIC		
2020 046 CHAPTER 19	TREAS FUND	510.33-	TEXPOOL		510.33-
2020 047 CC RECORDS MANAGEMENT	TREAS FUND	2,454.71	TEXPOOL		2,454.71
2020 048 COUNTY RECORDS MANAGEMENT	TREAS FUND	20,349.66	TEXPOOL LOGIC	14,813.86	82,581.46
			TEXSTAR	30,834.95	
			TEXSTAR	16,582.99	

FUND NAME	CHECKING ACCOUNT	CHECKING AMOUNT	TDOA ACCOUNT	TDOA AMOUNT	FUND TOTAL
2020 049 CC RECORDS PRESERVATION	TREAS FUND	52,453.50	TEXPOOL LOGIC TEXSTAR	506.54	53,528.63
2020 050 DIST CLERK RECORDS MANAGEMENT	TREAS FUND	11,282.02	TEXPOOL LOGIC TEXSTAR	15,926.41	27,208.43
2020 051 DISTRICT CLERK ARCHIVE	TREAS FUND	22,387.95	TEXPOOL LOGIC TEXSTAR	4,246.63	26,634.58
2020 052 COUNTY CLERK ARCHIVE FEE	TREAS FUND	49,989.84	TEXPOOL LOGIC TEXSTAR	57,791.42	175,936.00
2020 053 CA CHECK COLLECTING	TREAS FUND	948.09	TEXPOOL LOGIC TEXSTAR	1,210.20	2,158.29
2020 054 DA CHECK COLLECTING	TREAS FUND	150.34	TEXPOOL		150.34
2020 055 CO ATTY FORFEITURE	TREAS FUND	18,040.93	TEXPOOL LOGIC TEXSTAR	21,886.35	92,589.43
2020 056 DISTRICT ATTY FORFEITURE	TREAS FUND	114,335.61	TEXPOOL LOGIC TEXSTAR	26,428.61	114,335.61
2020 057 D A SEIZURE FUND	TREAS FUND	19,832.46	TEXPOOL LOGIC TEXSTAR	20,943.00	112,827.44
2020 058 SHERIFF FORFEITURE	TREAS FUND	29,263.88	TEXPOOL LOGIC TEXSTAR	82,729.61	163,251.26
2020 059 JAIL COMMISSARY	TREAS FUND	161,784.72	TEXPOOL LOGIC TEXSTAR	55,759.24	524,641.94
2020 061 2004 GO REFUNDING DEBT SERVIT	TREAS FUND	90,315.52	TEXPOOL LOGIC TEXSTAR	9,147.16	105,372.56
2020 088 STATE FEES	TREAS FUND		TEXSTAR	5,909.88	
2020 090 OFFICER'S TRUST	TREAS FUND		TEXSTAR		
2020 091 LIBRARY TRUST - LIDDELL	TREAS FUND	834.25	CERT DEPOS	15,000.00	15,834.25
2020 092 LIBRARY TRUST - ROSENSTEIN	TREAS FUND	243.95	CERT DEPOS	19,000.00	19,243.95
2020 098 PAYROLL CLEARING	PAYROLL	1,816,099.31			1,816,099.31
2020 100 CHILD ABUSE PREVENTION FUND	TREAS FUND	474.33	TEXPOOL		474.33

COMBINED STATEMENT OF CASH POSITION FOR SEPTEMBER

FUND NAME	CHECKING ACCOUNT	CHECKING AMOUNT	TDOA ACCOUNT	TDOA AMOUNT	FUND TOTAL
2020 101 PRETRIAL DIVERSION	TREAS FUND	13,720.03	TEXPOOL LOGIC	189,299.10	13,720.03
2020 102 HOTEL OCCUPANCY TAX FUND	TREAS FUND	66,558.38	TEXSTAR	123,630.89	379,488.37
2020 103 HAVA GRANT FUND	TREAS FUND	4,290.87	TEXPOOL LOGIC TEXSTAR		4,290.87
TOTAL		6,405,139.24		27,773,436.44	34,178,575.68

CHECK ACCOUNT

ACCOUNT BALANCE - TREAS FUND

4,589,039.93

TOTAL

6,405,139.24

TDOA ACCOUNT

ACCOUNT BALANCE - TEXPOOL
ACCOUNT BALANCE - LOGIC
ACCOUNT BALANCE - TEXSTAR
ACCOUNT BALANCE - STONE
ACCOUNT BALANCE - CERT DEPOS

8,987,050.86
7,175,366.20
8,825,338.47
2,001,680.91
784,000.00

TOTAL

27,773,436.44

CHECK

TDOA

ACCOUNT NAME	BEGINNING CASH BALANCE	CASH RECEIPTS	CASH DISBURSEMENTS	ENDING CASH BALANCE
2020 001 GENERAL	3,212,606.86	1,312,637.38	1,786,804.94	2,738,439.30
CASH - GENERAL FUND	4,802.66	.00	.00	4,802.66
CASH ON HAND	5,304,152.97	642.41	300.00	5,304,495.38
CASH INVESTED - TEXPOOL	4,281,058.56	902.63	.00	4,281,961.19
CASH INVESTED - LOGIC	5,585,860.42	584.28	500,000.00	5,086,444.70
CASH INVESTED - TEXSTAR	2,001,598.65	82.26	.00	2,001,680.91
T-BILLS - INVESTMENTS	.00	.00	.00	.00
CASH INVESTMENT-CD	750,000.00	.00	.00	750,000.00
FUND TOTALS	21,140,080.12	1,314,848.96	2,287,104.94	20,167,824.14

2020 011 ROAD & BRIDGE 1	190,003.43	117,426.99	117,774.79	189,655.63
CASH - ROAD & BRIDGE # 1	550,968.70	60.16	100,000.00	451,028.86
CASH INVESTED - TEXPOOL	496,864.48	104.75	.00	496,969.23
CASH INVESTED - LOGIC	504,921.89	55.59	.00	504,977.48
CASH INVESTED - TEXSTAR	.00	.00	.00	.00
STONE CASTLE	.00	.00	.00	.00
T-BILL INVESTMENTS	1,742,758.50	117,647.49	217,774.79	1,642,631.20
FUND TOTALS				

2020 012 ROAD & BRIDGE 2	226,326.61	86,255.83	145,221.46	167,360.98
CASH - ROAD & BRIDGE # 2	105,329.40	12.75	.00	105,342.15
CASH INVESTED - TEXPOOL	238,196.83	50.24	.00	238,247.07
CASH INVESTED - LOGIC	169,736.32	14.44	69,000.00	100,750.76
CASH INVESTED - TEXSTAR	.00	.00	.00	.00
T-BILL INVESTMENTS	739,589.16	86,333.26	214,221.46	611,700.96
FUND TOTALS				

2020 013 ROAD & BRIDGE 3	251,517.01	277,212.63	362,258.24	166,471.40
CASH - ROAD & BRIDGE # 3	496,259.24	57.16	260,000.00	236,316.40
CASH INVESTED - TEXPOOL	366,971.22	77.35	.00	367,048.57
CASH INVESTED - LOGIC	236,415.30	26.04	.00	236,441.34
CASH INVESTED - TEXSTAR	.00	.00	.00	.00
T-BILL INVESTMENTS	1,351,162.77	277,373.18	622,258.24	1,006,277.71
FUND TOTALS				

2020 014 ROAD & BRIDGE 4	218,004.26	166,933.99	224,181.84	160,756.41
CASH - ROAD & BRIDGE # 4	496,173.17	60.06	.00	496,233.23
CASH INVESTED - TEXPOOL	493,908.10	104.16	.00	494,012.26
CASH INVESTED - LOGIC	576,042.50	54.23	150,000.00	426,096.73
CASH INVESTED - TEXSTAR	.00	.00	.00	.00
T-BILL INVESTMENTS	1,784,128.03	167,152.44	374,181.84	1,577,098.63
FUND TOTALS				

2020 018 CERTZ TIF	.00	.00	.00	.00
CASH - CERTZ TIF	.00	.00	.00	.00
CASH INVESTED	.00	.00	.00	.00
CASH INVESTED - LOGIC	.00	.00	.00	.00
T-BILL INVESTMENT	.00	.00	.00	.00
FUND TOTALS	.00	.00	.00	.00

2020 019 FM & LATERAL	34,651.82	94.25	47.86	34,698.21
CASH - F M & LATERAL	327,554.42	39.63	.00	327,594.05
CASH INVESTED - LOGIC	106,055.16	22.33	.00	106,077.51
CASH INVESTED - TEXSTAR	335,394.88	36.92	.00	335,431.80

ACCOUNT NAME	BEGINNING CASH BALANCE	CASH RECEIPTS	CASH DISBURSEMENTS	ENDING CASH BALANCE
2021 020 TUPC				
- T.J.P.C.	8,038.29	60,959.00	18,687.92	34,232.79
CASH INVESTED	13,143.34	1.46	11,000.00	2,144.80
CASH INVESTED - LOGIC	.00	.00	.00	.00
CASH INVESTED - TEXSTAR	.00	.00	.00	.00
FUND TOTALS	5,105.05	60,960.46	29,687.92	36,377.59
2021 021 JUVENILE PROB-ISP				
CASH - JUVENILE PROBATION	.00	.00	.00	.00
INVESTMENTS	.00	.00	.00	.00
CASH INVESTED - LOGIC	.00	.00	.00	.00
CASH INVESTED - TEXSTAR	.00	.00	.00	.00
FUND TOTALS	.00	.00	.00	.00
2020 022 JUVENILE PROBATION				
CASH - JUV. PROB. DIV	43,950.87	132.72	.00	44,083.59
INVESTMENTS	.00	.00	.00	.00
FUND TOTALS	43,950.87	132.72	.00	44,083.59
2020 023 JUVENILE PROB. IV-E				
CASH - IV-E	102.10	.16	.00	102.26
CASH INVESTED	.00	.00	.00	.00
CASH INVESTED - LOGIC	.00	.00	.00	.00
CASH INVESTED - TEXSTAR	.00	.00	.00	.00
FUND TOTALS	102.10	.16	.00	102.26
2020 024 JUVENILE DELINQUENCY PREVENTN				
CASH - JUVENILE DELINQUENCY PR	3,092.50	5.02	.00	3,097.52
INVESTMENTS	.00	.00	.00	.00
CASH INVESTED - LOGIC	.00	.00	.00	.00
CASH INVESTED - TEXSTAR	.00	.00	.00	.00
FUND TOTALS	3,092.50	5.02	.00	3,097.52
2021 028 ADULT PROBATION				
CASH - ADULT PROBATION	66,434.18	28,578.09	30,493.35	64,518.92
CASH ON HAND	75.00	.00	.00	75.00
CASH INVESTED - TEXPOOL	203,835.52	24.68	.00	203,860.20
CASH INVESTED - LOGIC	158,901.63	33.50	.00	158,935.13
CASH INVESTED - TEXSTAR	204,068.84	22.48	.00	204,091.32
FUND TOTALS	633,315.17	28,658.75	30,493.35	631,480.57
2021 029 COMMUNITY CORRECTIONS				
CASH - COMMUNITY CORRECTI	3,088.92	15,830.00	5,184.34	13,734.58
INVESTMENTS	.00	.00	.00	.00
CASH INVESTED - LOGIC	.00	.00	.00	.00
FUND TOTALS	3,088.92	15,830.00	5,184.34	13,734.58
2020 031 CONTRACT ELECTIONS				
CASH - CONTRACT ELECTIONS	15,775.04	25.62	.00	15,800.66
CASH INVESTED - TEXPOOL	.00	.00	.00	.00
CASH INVESTED - LOGIC	.00	.00	.00	.00
FUND TOTALS	15,775.04	25.62	.00	15,800.66
2020 032 DISTRICT CLERK PRESERVATION				
CASH - DISTRICT CLERK PRESVATI	389.43	5,580.95	1,215.75	3,975.77

ACCOUNT NAME	BEGINNING CASH BALANCE	CASH RECEIPTS	CASH DISBURSEMENTS	ENDING CASH BALANCE
2020 033 COUNTY/DISTRICT TECHNOLOGY FUN				
CASH - COUNTY/DISTRICT TECH INVESTMENTS	7,972.14	57.08	.00	8,029.22
CASH INVESTED - LOGIC INVESTMENTS	1,609.08	.30	.00	1,609.38
CASH INVESTED - TEXSTAR	.00	.00	.00	.00
FUND TOTALS	9,581.22	57.38	.00	9,638.60
2020 034 COURT REPORTER				
CASH - COURT REPORTER FUND INVESTMENTS	7,390.52	10,869.73	2,798.90-	15,461.35
CASH INVESTED - LOGIC	19,437.46	1.70	10,000.00-	9,439.16
CASH INVESTED - TEXSTAR	.00	.00	.00	.00
FUND TOTALS	26,827.98	10,871.43	12,798.90-	24,900.51
2020 035 PERMANENT IMPROVEMENT				
CASH - PERMANENT IMPROVEM	283,356.67	175,029.96	340,883.48-	117,503.15
CASH INVESTED - TEXPOOL	1,056,705.05	127.97	.00	1,056,833.02
CASH INVESTED - LOGIC	582,367.66	122.76	.00	582,490.42
CASH INVESTED - TEXSTAR	1,471,700.45	162.03	.00	1,471,862.48
STONE CASTLE	.00	.00	.00	.00
T-BILL INVESTMENTS	.00	.00	.00	.00
FUND TOTALS	3,394,129.83	175,442.72	340,883.48-	3,228,689.07
2020 037 LAW ENFORCEMENT ED				
CASH - LAW ENFORCEMENT ED	10,787.69	66.84	926.60-	9,927.93
CASH INVESTED	10,611.74	1.28	.00	10,613.02
CASH INVESTED - LOGIC	.00	.00	.00	.00
CASH INVESTED - TEXSTAR	.00	.00	.00	.00
FUND TOTALS	21,399.43	68.12	926.60-	20,540.95
2020 038 JP TECH				
CASH - J P TECH FUND	19,625.53	244.68	569.85-	19,300.36
INVESTMENTS	27,873.07	3.32	.00	27,876.39
CASH INVESTED - LOGIC	.00	.00	.00	.00
CASH INVESTED - TEXSTAR	.00	.00	.00	.00
FUND TOTALS	47,498.60	248.00	569.85-	47,176.75
2020 040 LAW LIBRARY				
CASH - LAW LIBRARY	34,456.59	1,606.22	.00	36,062.81
CASH INVESTED	117,040.13	14.18	.00	117,054.31
CASH INVESTED - LOGIC	26,423.05	5.56	.00	26,428.61
CASH INVESTED - TEXSTAR	.00	.00	.00	.00
FUND TOTALS	177,919.77	1,625.96	.00	179,545.73
2020 041 CC LIBRARY FUND				
CASH - COOKE COUNTY LIBRA	15,529.15	1,086.42	296.07-	16,319.50
CASH INVESTED	28,660.62	3.48	.00	28,664.10
CASH INVESTED - LOGIC	.00	.00	.00	.00
CASH INVESTED - TEXSTAR	31,492.21	3.49	.00	31,495.70
T-BILL INVESTMENTS	.00	.00	.00	.00
FUND TOTALS	75,681.98	1,093.39	296.07-	76,479.30
2020 042 CC HISTORICAL COMM.				
CASH - COOKE CO. HISTORIC	2,449.51	3.97	.00	2,453.48

ACCOUNT NAME	BEGINNING CASH BALANCE	CASH RECEIPTS	CASH DISBURSEMENTS	ENDING CASH BALANCE
2020 043 JP COURTHOUSE SECURITY	14,453.12	71.77	.00	14,524.89
CASH INVESTED	5,327.38	.60	.00	5,327.98
CASH INVESTED - LOGIC	.00	.00	.00	.00
CASH INVESTED - TEXSTAR	10,564.73	1.18	.00	10,565.91
FUND TOTALS	30,345.23	73.55	.00	30,418.78
2020 044 COURTHOUSE SECURITY	31,527.88	1,800.63	.00	33,328.51
CASH - COURTHOUSE SECURIT	103,055.84	12.47	.00	103,068.31
CASH INVESTED - LOGIC	53,027.51	11.19	.00	53,038.70
CASH INVESTED - TEXSTAR	83,257.05	9.16	.00	83,266.21
FUND TOTALS	270,868.28	1,833.45	.00	272,701.73
2020 045 FLOOD DAMAGE	.00	.00	.00	.00
CASH - FLOOD DAMAGE	.00	.00	.00	.00
CASH INVESTED - TEXPOOL	.00	.00	.00	.00
CASH INVESTED - LOGIC	.00	.00	.00	.00
FUND TOTALS	.00	.00	.00	.00
2020 046 CHAPTER 19	648.93-	521.13	382.53-	510.33-
CASH - CHAPTER 19	.00	.00	.00	.00
INVESTMENTS	648.93-	521.13	382.53-	510.33-
FUND TOTALS	.00	.00	.00	.00
2020 047 CC RECORDS MANAGEMENT	2,449.06	5.65	.00	2,454.71
CASH - CC RECORDS MANAGEMENT	.00	.00	.00	.00
INVESTMENTS - TEXPOOL	2,449.06	5.65	.00	2,454.71
FUND TOTALS	.00	.00	.00	.00
2020 048 COUNTY RECORDS MANAGEMENT	23,482.60	810.60	3,943.54-	20,349.66
CASH - RECORDS MANAGEMENT	14,812.08	1.78	.00	14,813.86
CASH INVESTED - TEXPOOL	30,828.45	6.50	.00	30,834.95
CASH INVESTED - LOGIC	16,581.18	1.81	.00	16,582.99
CASH INVESTED - TEXSTAR	85,704.31	820.69	3,943.54-	82,581.46
FUND TOTALS	40,446.29	12,007.21	.00	52,453.50
2020 049 CC RECORDS PRESERVATION	506.54	.00	.00	506.54
CASH - RECORDS PRESERVATI	.00	.00	.00	.00
CASH INVESTED - TEXPOOL	568.55	.04	.00	568.59
CASH INVESTED - LOGIC	41,521.38	12,007.25	.00	53,528.63
CASH INVESTED - TEXSTAR	.00	.00	.00	.00
FUND TOTALS	26,822.51	385.92	.00	27,208.43
2020 050 DIST CLERK RECORDS MANAGEMENT	10,898.04	383.98	.00	11,282.02
CASH - D C RECORDS MANAGEMENT	15,924.47	1.94	.00	15,926.41
CASH INVESTED	.00	.00	.00	.00
CASH INVESTED - LOGIC	.00	.00	.00	.00
CASH INVESTED - TEXSTAR	26,822.51	385.92	.00	27,208.43
FUND TOTALS	21,867.31	520.64	.00	22,387.95
2020 051 DISTRICT CLERK ARCHIVE	4,246.03	.60	.00	4,246.63
DISTRICT CLERK ARCHIVE	.00	.00	.00	.00
INVESTMENTS	4,246.03	.60	.00	4,246.63
CASH INVESTED - LOGIC	.00	.00	.00	.00

ACCOUNT NAME	BEGINNING CASH BALANCE	CASH RECEIPTS	CASH DISBURSEMENTS	ENDING CASH BALANCE
2020 052 COUNTY CLERK ARCHIVE FEE				
CASH - RECORDS ARCHIVE INVESTMENTS	45,215.02	11,394.82	6,620.00-	49,989.84
CASH INVESTED - LOGIC	57,784.40	7.02	.00	57,791.42
CASH INVESTED - TEXSTAR	26,423.05	5.56	.00	26,428.61
FUND TOTALS	171,144.01	11,411.92	6,620.00-	175,936.00
2020 053 CA CHECK COLLECTING				
CASH - CHECK COLLECTING & INVESTMENTS	1,025.09	30.00	107.00-	948.09
CASH INVESTED - LOGIC	1,210.11	.09	.00	1,210.20
CASH INVESTED - TEXSTAR	.00	.00	.00	.00
FUND TOTALS	2,235.20	30.09	107.00-	2,158.29
2020 054 DA CHECK COLLECTING				
CASH - DA CHECK COLLECTING	150.34	.00	.00	150.34
CASH INVESTED	.00	.00	.00	.00
FUND TOTALS	150.34	.00	.00	150.34
2020 055 CO ATTY FORFEITURE				
FUND TOTALS	.00	.00	.00	.00
2020 056 DISTRICT ATTY FORFEITURE				
CASH - D.A. FORFEITURE FU	18,011.68	29.25	.00	18,040.93
CASH INVESTED - TEXPOOL	21,883.70	2.65	.00	21,886.35
CASH INVESTED - LOGIC	26,423.05	5.56	.00	26,428.61
CASH INVESTED - TEXSTAR	26,230.63	2.91	.00	26,233.54
FUND TOTALS	92,549.06	40.37	.00	92,589.43
2020 057 D A SEIZURE FUND				
CASH - SEIZURE-LAW INVESTMENTS	114,335.61	.00	.00	114,335.61
FUND TOTALS	114,335.61	.00	.00	114,335.61
2020 058 SHERIFF FORFEITURE				
CASH - SHERIFF FORFEITURE INVESTMENTS	16,356.58	66,016.88	62,541.00-	19,832.46
CASH INVESTED - LOGIC	65,615.66	7.71	20,000.00-	45,623.37
CASH INVESTED - TEXSTAR	26,423.05	5.56	.00	26,428.61
FUND TOTALS	66,936.10	6,900.00	46,000.00-	20,943.00
2020 059 JAIL COMMISSARY				
CASH - JAIL COMMISSARY	175,331.39	66,037.05	128,541.00-	112,827.44
CASH INVESTED - TEXPOOL	35,903.38	56.76	6,696.26-	29,263.88
CASH INVESTED - LOGIC	82,719.57	10.04	.00	82,729.61
CASH INVESTED - TEXSTAR	.00	.00	.00	.00
FUND TOTALS	51,252.13	5.64	.00	51,257.77
2020 061 2004 GO REFUNDING DEBT SERVICE				
CASH - 2004 GO REFUNDING D/S	158,822.04	2,962.68	.00	161,784.72
CASH INVESTED - TEXPOOL	55,752.47	6.77	.00	55,759.24
CASH INVESTED - LOGIC	259,981.94	54.79	.00	260,036.73
CASH INVESTED - TEXSTAR	47,056.07	5.18	.00	47,061.25
T-BILL INVESTMENTS	.00	.00	.00	.00

ACCOUNT NAME	BEGINNING CASH BALANCE	CASH RECEIPTS	CASH DISBURSEMENTS	ENDING CASH BALANCE
2020 088 STATE FEES	51,375.22	38,942.05	1.75-	90,315.52
CASH - STATE FEES	9,146.04	1.12	.00	9,147.16
CASH INVESTED - LOGIC	.00	.00	.00	.00
CASH INVESTED - TEXSTAR	5,909.25	.63	.00	5,909.88
FUND TOTALS	66,430.51	38,943.80	1.75-	105,372.56
2020 090 OFFICER'S TRUST	.00	.00	.00	.00
CASH-OFFICERS TRUST	.00	.00	.00	.00
CASH INVESTED - LOGIC	.00	.00	.00	.00
FUND TOTALS	.00	.00	.00	.00
2020 091 LIBRARY TRUST - LIDDELL	832.91	1.34	.00	834.25
CASH-LIBRARY TRUST/LIDDELL	15,000.00	.00	.00	15,000.00
CD INVESTMENT	15,832.91	1.34	.00	15,834.25
FUND TOTALS	17,665.82	2.68	.00	17,668.50
2020 092 LIBRARY TRUST - ROSENSTEIN	193.48	50.47	.00	243.95
CASH-LIBRARY TRUST/ROSENSTEIN	19,000.00	.00	.00	19,000.00
CD INVESTMENT	19,193.48	50.47	.00	19,243.95
FUND TOTALS	20,386.96	50.47	.00	20,437.43
2020 098 PAYROLL CLEARING	640,896.02	1,175,203.29	.00	1,816,099.31
CASH - PAYROLL CLEARING	.00	.00	.00	.00
INVESTMENTS	640,896.02	1,175,203.29	.00	1,816,099.31
FUND TOTALS	640,896.02	1,175,203.29	.00	1,816,099.31
2020 100 CHILD ABUSE PREVENTION FUND	473.57	.76	.00	474.33
CASH-CHILD ABUSE PREVENTION	.00	.00	.00	.00
CASH INVESTED	473.57	.76	.00	474.33
FUND TOTALS	473.57	.76	.00	474.33
2020 101 PRETRIAL DIVERSION	13,720.03	.00	.00	13,720.03
CASH-PRETRIAL DIVERSION	.00	.00	.00	.00
CASH INVESTED	.00	.00	.00	.00
CASH INVESTED - LOGIC	13,720.03	.00	.00	13,720.03
FUND TOTALS	13,720.03	.00	.00	13,720.03
2020 102 HOTEL OCCUPANCY TAX FUND	89,130.25	18,889.59	41,461.46-	66,558.38
CASH - HOTEL OCCUPANCY TAX	189,276.20	22.90	.00	189,299.10
CASH INVESTED - TEXPOOL	.00	.00	.00	.00
CASH INVESTED - LOGIC	123,617.28	13.61	.00	123,630.89
CASH INVESTED - TEXSTAR	402,023.73	18,926.10	41,461.46-	379,488.37
FUND TOTALS	703,047.26	44,642.51	41,461.46-	665,228.31
2020 103 HAVA GRANT FUND	4,284.07	6.80	.00	4,290.87
CASH - HAVA GRANT FUND	.00	.00	.00	.00
CASH INVESTED - TEXPOOL	.00	.00	.00	.00
CASH INVESTED - LOGIC	.00	.00	.00	.00
CASH INVESTED - TEXSTAR	4,284.07	6.80	.00	4,290.87
FUND TOTALS	4,284.07	6.80	.00	4,290.87
GRAND TOTALS	34,919,776.08	3,594,076.19	4,330,398.93-	34,183,453.34