



Patty Brennan
Cooke County Treasurer
101 S. Dixon
Gainesville, TX 76240

Telephone: 940-668-5424

Fax: 940-668-5480

Hon. Jason Brinkley
Cooke County Judge
101 S. Dixon
Gainesville, TX 76240

October 8, 2020

Dear Judge Brinkley,

In accordance with Section 2256.023 of the Local Government code, please find attached hereto my Treasurer's Quarterly Investment Report for the period of July-September, 2020, for the consideration and approval of the Cooke County Commissioners' Court.

I request that the report be placed on the agenda for the October 26, 2020 Commissioners' Court meeting.

Respectfully,

Patty Brennan
Cooke County Treasurer, CIO

COOKE COUNTY TREASURER'S INVESTMENT REPORT TOTALS
JULY-SEPTEMBER 2020

Pledges

Pledged Securities for Simmons Bank	10,569,467.63
Pledged Securities for Prosperity Bank	783,116.74
TOTAL PLEDGED	<u>11,352,584.37</u>

Interest Earned

Checking account at Simmons Bank	23,810.55
CD's	3,079.45
Stone Castle FICA Account	468.82
Tex-Pool	4,480.07
Tex-Star	4,206.94
Logic	6,002.96
TOTAL INTEREST EARNED	<u>42,048.79</u>

Account Balances

Checking account at Simons Bank	5,240,590.31
CD's	784,000.00
Stone Castle FICA Account	2,001,680.91
Tex-Pool	8,987,050.86
Tex-Star	8,825,338.47
Logic	7,175,366.20
TOTAL TREASURER'S FUND	<u>33,014,026.75</u>

**COOKE COUNTY TREASURER'S INVESTMENT REPORT
PLEDGE SECURITY LISTING FOR 4TH QUARTER**

PROSPERITY

CUSIP #	DATE	DESCRIP	FACE	MATURITY	BOOK	MARKET
313WDYL9	JULY-2020	FNMA #AS4314	\$ 1,500,000.00	1/1/2030	\$ 554,445.17	563,517.47
					554,445.17	563,517.47
		FDIC INS				250,000.00
JULY-TOTAL						813,517.47

CUSIP #	DATE	DESCRIP	FACE	MATURITY	BOOK	MARKET
313WDYL9	AUG-2020	FNMA #AS4314	\$ 1,500,000.00	1/1/2030	\$ 536,904.78	545,827.70
					536,904.78	545,827.70
		FDIC INS				250,000.00
AUG-TOTAL						795,827.70

CUSIP #	DATE	DESCRIP	FACE	MATURITY	BOOK	MARKET
313WDYL9	SEPT-2020	FNMA #AS4314	\$ 1,500,000.00	1/1/2030	\$ 524,065.31	533,116.74
					524,065.31	533,116.74
		FDIC INS				250,000.00
SEPT-TOTAL						783,116.74

**COOKE COUNTY TREASURER'S INVESTMENT REPORT
 PLEDGE SECURITY LISTING FOR 4TH QUARTER 2020
 SIMMONS BANK**

CUSIP #	DATE	DESCRIPTION	ORIGINAL FACE	MATURITY	BOOK VALUE	MARKET VALUE
3136B7V40	JULY-2020	FN R 2019-82 EV	\$11,672,240.00	05/25/2031	\$9,809,201.54	\$10,103,919.59
3137FR5D9	JULY-2020	FHR4949 CD	\$20,000,000.00	09/25/2038	\$457,817.51	\$472,904.67
FDIC INS						\$250,000.00
JULY-TOTAL						\$10,826,824.26
3136B7V40	AUG-2020	FN R 2019-82 EV	\$11,672,240.00	05/25/2031	\$9,731,869.53	\$10,000,913.83
3137FR5D9	AUG-2020	FHR4949 CD	\$20,000,000.00	09/25/2038	\$435,079.59	\$449,788.66
FDIC INS						\$250,000.00
AUG-TOTAL						\$10,700,702.49
3136B7V40	SEPT-2020	FN R 2019-82 EV	\$11,672,240.00	05/25/2031	\$9,651,384.46	\$9,894,057.79
3137FR5D9	SEPT-2020	FHR4949 CD	\$20,000,000.00	09/25/2038	\$411,798.84	\$425,409.84
FDIC INS						\$250,000.00
SEPT-TOTAL						\$10,569,467.63



3 August 2020

COOKE COUNTY
PATTY BRENNAN
101 S DIXON ST
GAINESVILLE, TX 76240-4729

COLLATERAL REPORT as of: 31 July 2020

Pledgee Code: COKC

Demand Deposit Balance: \$6,447,284.71

C.D. Balance \$1,006,069.53

Amount in Excess of FDIC Ins: \$6,953,354.24

Required Pledge Amount: \$7,648,689.66

See attached detail report for amount and description of securities pledged to account.

Total Pledged Par Amount: \$9,981,332.00

Total Collateral Market Value*: \$10,576,824.00

Total Other Collateral: \$ 0.00

**Prices were obtained within five (5) days of the date of this report.*

FDIC Insurance is calculated by FDIC rules

- *Pricing supplied by various third party sources including INTERACTIVE DATA and BLOOMBERG INFORMATION SERVICES. Certain infrequently traded Municipal Securities may be priced by utilizing a pricing matrix derived from the current Municipal yield curve.*
- *Prices provided are indications only, and although derived from sources we believe reliable, they are not considered all-inclusive.*

All securities are held at Raymond James.

PAGE 1 07/31/20 19:25:14
HOLDINGS BAPN032N
CC3 PROD

FEDERAL RESERVE BANK PLEDGEE

DISTRB PT J1
AS OF CLOSE OF BUSINESS 07-31-2020

PLEDGEE: COOKE COUNTY
100 S. DIXON
RM. 106

J7BM INSTITUTION ID: #J7BM

GAINESVILLE TX 76240
HOLDER : 082900432 - SIMMONS PB AR
ACCOUNT: J7BM - *COOKE COUNTY
CUSIP #

RESP FRB:H2

BVF PAR

BALANCE	BOOK VALUE
3136B7V40 FNRM CL082EV R19F082 05-25-31 9,972,240.00	9,535,389.17
3137FR5D9 FERM 4949CD 09/25/38 09-25-38 500,000.00	445,942.87

0.9561933100

0.8918857400

10,472,240.00 9,981,332.04

SUBTOTAL:

10,472,240.00 9,981,332.04

GRAND TOTAL:



PROSPERITY BANK

EL CAMPO, TX

Pledge Security Listing

July 31, 2020

ID	CUSIP	Description	Safetkeeping Location	Safetkeeping Receipt	Coupon	Maturity Date	Call Date	Moody	S&P	Fitch	ASC 320	Face Amount	Current Par	Current Book Value	Market Value	Gain(Loss)	
4226	31380DRL9	FMMA #AG4314	PHLB		2.50	01/01/2030		AAA	AA+	AAA	HTM	1,500,000	546,361.67	554,445.17	563,517.47	9,072.30	
Total for COOKE COUNTY													1,500,000	546,361.67	554,445.17	563,517.47	9,072.30

Although the information in this report has been obtained from sources believed to be reliable, its accuracy cannot be guaranteed.



2 September 2020

COOKE COUNTY
PATTY BRENNAN
101 S DIXON ST
GAINESVILLE, TX 76240-4729

COLLATERAL REPORT as of: 31 August 2020

Pledgee Code: COKC

Demand Deposit Balance: \$6,753,254.30

C.D. Balance \$1,006,069.53

Amount in Excess of FDIC Ins: \$7,259,323.83

Required Pledge Amount: \$7,985,256.21

See attached detail report for amount and description of securities pledged to account.

Total Pledged Par Amount: \$9,896,164.00

Total Collateral Market Value*: \$10,450,702.00

Total Other Collateral: \$ 0.00

**Prices were obtained within five (5) days of the date of this report.*

FDIC Insurance is calculated by FDIC rules

- *Pricing supplied by various third party sources including INTERACTIVE DATA and BLOOMBERG INFORMATION SERVICES. Certain infrequently traded Municipal Securities may be priced by utilizing a pricing matrix derived from the current Municipal yield curve.*
- *Prices provided are indications only, and although derived from sources we believe reliable, they are not considered all-inclusive.*

All securities are held at Raymond James.

Reportolio

Simmons First National Bank, Pine Bluff, AR
 Published: 9/1/2020 11:49:23 AM

Management Report
 Pledged To: COOKE COUNTY

Date: 31-Aug-20
 Section V-C
 Page: 156

Satekeeping

Code	Cusip	Description	Prerefund	Pool	Moody	Original Face	Pledged	Pledged	Pledged	Pledged
Location	Trans#	Maturity		Coupon	StdPoor	Pledged Percent	Original Face Value	Par Value	Book Value	Market Value
FRSL	3136BTV40	FNR 2019-82 EV					\$11,672,240.00	\$9,472,356.34	\$9,731,869.53	\$10,000,913.83
	540602202001221	5/25/2031		3.000		85.44%	\$9,972,240.00	\$9,472,356.34	\$9,731,869.53	\$10,000,913.83
FEDERAL RESERVE BANK, ST. AFS										
FRSL	3137FR5D9	FHR 4949 CD					\$20,000,000.00	\$423,807.24	\$435,079.59	\$449,788.66
	541265202001310	9/25/2038		3.000		2.50%	\$500,000.00	\$423,807.24	\$435,079.59	\$449,788.66
FEDERAL RESERVE BANK, ST. AFS										
2 CMOs - Fixed Rate							\$10,472,240.00	\$9,896,163.58	\$10,166,949.12	\$10,450,702.49
Total Pledged 2 To: COK COOKE COUNTY							\$10,472,240.00	\$9,896,163.58	\$10,166,949.12	\$10,450,702.49
	\$0.00	Munis with Maturity Under 2 Years					\$0.00			
	\$0.00	Munis with Maturity Over 2 Years					\$9,896,163.58			
		Other securities with Stated Maturity Under 2 Years								
		Other securities with Stated Maturity Over 2 Years								

** If no data is shown, then there are no pledges for the current period.

PAGE 1 08/31/20 19:26:11
HOLDINGS BAPN032N
CC3 PROD

FEDERAL RESERVE BANK PLEDGEE

DISTRB PT J1
AS OF CLOSE OF BUSINESS 08-31-2020

PLEDGEE: COOKE COUNTY
100 S. DIXON
RM. 106

J7BM INSTITUTION ID: #J7BM

GAINESVILLE TX 76240

HOLDER : 082900432 - SIMMONS PB AR

RESP FRB:H2

ACCOUNT: J7BM - *COOKE COUNTY

CUSIP #

BVF

PAR

BALANCE

BOOK VALUE

3136B7V40 FNRM CL082EV R19F082 05-25-31

0.9498724800

9,972,240.00

9,472,356.34

3137FR5D9 FERM 4949CD 09/25/38 09-25-38

0.8476144800

500,000.00

423,807.24

SUBTOTAL:

10,472,240.00

9,896,163.58

GRAND TOTAL:

10,472,240.00

9,896,163.58



PROSPERITY BANK

Pledge Security Listing

EL CAMPO, TX

August 31, 2020

ID	CUSIP	Description	Safeteepling Location	Safeteepling Recipient	Coupon	Maturity Date	Call Date	Moody	S&P	Fitch	ASC 130	Face Amount	Current Par	Current Book Value	Market Value	Gain(Loss)
4226	3138WDTL9	RMMA #AS4314	RMAB		2.50	01/01/2030		AAA	AA+	AAA	HTM	1,500,000	529,132.61	536,904.78	545,827.70	8,922.92
Total for COOKE COUNTY												1,500,000	529,132.61	536,904.78	545,827.70	8,922.92

Although the information in this report has been obtained from sources believed to be reliable, its accuracy cannot be guaranteed.



2 October 2020

COOKE COUNTY
PATTY BRENNAN
101 S DIXON ST
GAINESVILLE, TX 76240-4729

COLLATERAL REPORT as of: 30 September 2020

Pledgee Code: COKC

Demand Deposit Balance: \$6,650,264.01

C.D. Balance \$1,008,042.98

Amount in Excess of FDIC Ins: \$7,158,306.99

Required Pledge Amount: \$7,874,137.69

See attached detail report for amount and description of securities pledged to account.

Total Pledged Par Amount: \$9,810,368.00

Total Collateral Market Value*: \$10,319,468.00

Total Other Collateral: \$ 0.00

**Prices were obtained within five (5) days of the date of this report.*

FDIC Insurance is calculated by FDIC rules

- Pricing supplied by various third party sources including INTERACTIVE DATA and BLOOMBERG INFORMATION SERVICES. Certain infrequently traded Municipal Securities may be priced by utilizing a pricing matrix derived from the current Municipal yield curve.*
- Prices provided are indications only, and although derived from sources we believe reliable, they are not considered all-inclusive.*

All securities are held at Raymond James.

Reportfolio

Simmons First National Bank, Pine Bluff, AR
 Published: 10/1/2020 3:33:04 PM

Management Report
 Pledged To: COOKE COUNTY

Date: 30-Sep-20
 Section V-C Page: 160

Safekkeeping

Code	Cusip	Description	Pool	Moody	Original Face	Pledged	Pledged	Pledged	Pledged
Location	Trans#	Maturity	Coupon	SicFoor	Percent	Original Face Value	Par Value	Book Value	Market Value
FRSL	3136B7V40	FNR 2019-82 EV	3.000		85.44%	\$9,972,240.00	\$9,409,165.84	\$9,651,384.46	\$9,894,057.79
	540602202001221	5/25/2031							
FEDERAL RESERVE BANK, ST. AFS									
FRSL	3137FR5D9	FHR 4949 CD				\$20,000,000.00	\$401,202.34	\$411,798.84	\$425,409.84
	541265202001310	9/25/2038	3.000		2.50%	\$500,000.00			
FEDERAL RESERVE BANK, ST. AFS									
2 CMOs - Fixed Rate _____									
Total Pledged						\$10,472,240.00	\$9,810,368.18	\$10,063,183.30	\$10,319,467.63
						\$10,472,240.00	\$9,810,368.18	\$10,063,183.30	\$10,319,467.63
					\$0.00	Munis with Maturity Under 2 Years	\$0.00	Other securities with Stated Maturity Under 2 Years	
					\$0.00	Munis with Maturity Over 2 Years	\$9,810,368.18	Other securities with Stated Maturity Over 2 Years	

** If no data is shown, then there are no pledges for the current period.

PAGE 1 09/30/20 19:24:40
HOLDINGS BAPN032N
CC3 PROD

FEDERAL RESERVE BANK PLEDGEE

DISTRB PT J1
AS OF CLOSE OF BUSINESS 09-30-2020

PLEDGEE: COOKE COUNTY J7BM INSTITUTION ID: #J7BM
100 S. DIXON
RM. 106

GAINESVILLE TX 76240

HOLDER : 082900432 - SIMMONS PB AR

RESP FRB:H2

ACCOUNT: J7BM - *COOKE COUNTY

CUSIP #

BVF

PAR

BALANCE

BOOK VALUE

3136B7V40 FNRM CL082EV R19F082 05-25-31

0.9435358400

9,972,240.00 9,409,165.85

3137FR5D9 FERM 4949CD 09/25/38 09-25-38

0.8024046700

500,000.00 401,202.34

SUBTOTAL:

10,472,240.00 9,810,368.19

GRAND TOTAL:

10,472,240.00 9,810,368.19



PROSPERITY BANK

EL CAMPO, TX

Pledge Security Listing

September 30, 2020

ID	CUSIP	Description	Safekkeeping Location	Safekkeeping Receipt	Coupon	Maturity Date	Call Date	Moody S&P	Fitch	ASC 320	Face Amount	Current Par	Current Book Value	Market Value	Gain(Loss)	
4226	3138WDTL9	FNMA #AS4314	HLB		2.50	01/01/2030		AAA	AA+	AAA	HTM	1,500,000	516,544.14	524,065.31	533,116.74	9,051.43
Total for COOKE COUNTY												1,500,000	516,544.14	524,065.31	533,116.74	9,051.43

Although the information in this report has been obtained from sources believed to be reliable, its accuracy cannot be guaranteed.

TOTALS

PRIOR MONTH ENDING BANK STATEMENT BALANCE \$5,291,555.77 173
 CLEARED DEPOSITS \$2,009,710.70 4
 CLEARED ADDITIONS \$89,364.48 4
 CLEARED CHECKS \$2,142,352.93- 332
 CLEARED DEDUCTIONS \$7,687.71- 4

CURRENT MONTH ENDING BANK STATEMENT BALANCE \$5,240,590.31

CURRENT MONTH ENDING BANK STATEMENT BALANCE \$5,240,590.31
 OUTSTANDING DEPOSITS \$17,371.93 12
 OUTSTANDING ADDITIONS \$.00
 OUTSTANDING CHECKS \$826,529.50- 375
 OUTSTANDING DEDUCTIONS \$.00

RECONCILED BOOK BALANCE \$4,431,432.74

ENDING STATEMENT DATE 09/30/2020 CLERK: PB

COOKE COUNTY
C.D. INVESTMENTS
QUARTERLY REPORT

JULY-SEPTEMBER
2020

LANDMARK BANK

<u>C.D.#</u>	<u>PURCHASED</u>	<u>PRINCIPAL</u>	<u>MAT. DATE</u>	<u>INTEREST</u>
Library-Liddell 7822	Jan 17, 2019	7,500.00	Jan 17, 2021	35.43 @ 1.90%
Library-Liddell 7830	Jan 17, 2019	7,500.00	Jan 17, 2021	35.43 @ 1.90%
Library-Rosenstein 5099	Sept 12, 2017	11,000.00	Dec 12, 2020	29.03 @ 1.05%
Library-Rosenstein 5198	Dec 16, 2017	8,000.00	Mar 16, 2021	21.12 @ 1.05%

PROSPERITY BANK

<u>C.D.#</u>	<u>PURCHASED</u>	<u>PRINCIPAL</u>	<u>MAT. DATE</u>	<u>INTEREST</u>
14401708	Sept 17, 2019	250,000.00	Sept 17, 2021	1,162.56 @ 1.85 %

THE FIRST STATE BANK

<u>C.D.#</u>	<u>PURCHASED</u>	<u>PRINCIPAL</u>	<u>MAT. DATE</u>	<u>INTEREST</u>
74585	Sept 17, 2017	250,000.00	Dec 17, 2020	945.20 @ 1.50%

MUENSTER STATE BANK

<u>C.D.#</u>	<u>PURCHASED</u>	<u>PRINCIPAL</u>	<u>MAT. DATE</u>	<u>INTEREST</u>
2129	Sept 17, 2017	250,000.00	Sept 17, 2021	850.68 @ 1.35 %

TOTAL INTEREST EARNED: \$3,079.45

COOKE COUNTY
QUARTERLY REPORT
JULY-SEPTEMBER 2020

STONE CASTLE FICA ACCOUNT

Account#:4900

Principal: \$2,000,000.00

Avg. Net APY: .10%

Net Interest Earned: **\$468.82**

QUARTERLY INVESTMENTS-TEXPOOL
PATTY BRENNAN, COOKE COUNTY TREASURER
JULY-SEPTEMBER 2020

ACCT NAME	BALANCE FORWARD	DEPOSITS	WITH-DRAWALS	CURRENT INTEREST	ENDING BALANCE
GENERAL	\$ 6,302,212.04	0.00	1,000,300.00	\$ 2,583.34	\$ 5,304,495.38
R & B -1	\$ 550,788.59	0.00	100,000.00	\$ 240.27	\$ 451,028.86
R & B -2	\$ 365,280.99	0.00	260,000.00	\$ 61.16	\$ 105,342.15
R & B -3	\$ 496,097.01	0.00	260,000.00	\$ 219.39	\$ 236,316.40
R & B -4	\$ 695,984.84	0.00	200,000.00	\$ 248.39	\$ 496,233.23
FM & L	\$ 327,447.36	0.00	-	\$ 146.69	\$ 327,594.05
STATE FUNDS	\$ 9,143.01	0.00	-	\$ 4.15	\$ 9,147.16
TJPC	\$ 13,138.97	0.00	11,000.00	\$ 5.83	\$ 2,144.80
DIST CLK PRESERVATION	\$ 5,608.16	0.00	5,000.00	\$ 2.07	\$ 610.23
COUNTY/DIST. TECH	\$ 1,608.46	0.00	-	\$ 0.92	\$ 1,609.38
ADULT PROB	\$ 253,754.40	0.00	50,000.00	\$ 105.80	\$ 203,860.20
COURT REP	\$ 19,431.10	0.00	10,000.00	\$ 8.06	\$ 9,439.16
PERM IMP	\$ 1,456,338.09	0.00	400,000.00	\$ 494.93	\$ 1,056,833.02
LAW ENFORCEMENT ED	\$ 10,608.33	0.00	-	\$ 4.69	\$ 10,613.02
JP-CH SECURITY	\$ 5,325.57	0.00	-	\$ 2.41	\$ 5,327.98
DIST CLK RECORDS MGMT	\$ 15,919.28	0.00	-	\$ 7.13	\$ 15,926.41
DIST CLERK ARCHIVE	\$ 4,244.72	0.00	-	\$ 1.91	\$ 4,246.63
CNTY ATTY CHECK COLLECT	\$ 1,209.49	0.00	-	\$ 0.71	\$ 1,210.20
LAW LIBRARY	\$ 117,001.89	0.00	-	\$ 52.42	\$ 117,054.31
JP TECH	\$ 27,863.97	0.00	-	\$ 12.42	\$ 27,876.39
C H SECURITY	\$ 103,022.19	0.00	-	\$ 46.12	\$ 103,068.31
REC MGMT	\$ 14,807.24	0.00	-	\$ 6.62	\$ 14,813.86
REC PRESV	\$ 506.54	0.00	-	\$ -	\$ 506.54
LIBRARY	\$ 28,651.27	0.00	-	\$ 12.83	\$ 28,664.10
ARCHIVE	\$ 57,765.50	0.00	-	\$ 25.92	\$ 57,791.42
DIST ATTY FORFEITURE	\$ 21,876.52	0.00	-	\$ 9.83	\$ 21,886.35
SHERIFF FORFEITURE	\$ 65,594.16	0.00	20,000.00	\$ 29.21	\$ 45,623.37
JAIL COMMISSARY	\$ 82,692.57	0.00	-	\$ 37.04	\$ 82,729.61
2004 GO-REFUNDING	\$ 55,734.20	0.00	-	\$ 25.04	\$ 55,759.24
HOTEL/MOTEL TAX	\$ 189,214.33	0.00	-	\$ 84.77	\$ 189,299.10
TOTAL: TREAS FUND	\$ 11,298,870.79	\$ -	\$ 2,316,300.00	\$ 4,480.07	\$ 8,987,050.86


YEAR - TO - DATE INTEREST	BAL FORWARD	CURRENT INT.	BALANCE
	\$ 94,724.66	\$ 4,480.07	\$ 99,204.73

AVG YEILD FOR 4TH QTR 0.18% MKT VALUE / SHAR \$ 1.00



Quarterly Update

TexPool and TexPool Prime



Investor Goal

The investor goal for both TexPool and TexPool Prime is preservation and safety of principal, liquidity and yield.

Pool Features


- Administered by the Texas Comptroller of Public Accounts.
- Managed and serviced by Federated Hermes.
- Highest possible ratings from Standard & Poor's underscores the portfolios' high credit quality, daily liquidity and relative safety.
- High asset levels give the benefit of economies of scale.

Portfolio Overviews as of 9/30/20


TexPool

Pool Assets \$22.9 billion

Portfolio Composition (%)



Effective Maturity Schedule (%)



Weighted Average Maturity

38 Days

Credit Rating

AAAm Standard & Poor's

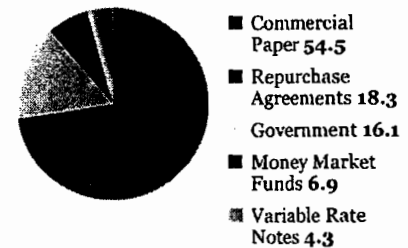
Portfolio Managers

Susan Hill
Deborah Cunningham

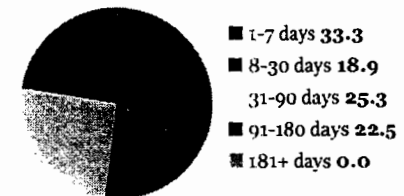
TexPool Prime

Pool Assets \$8.1 billion

Portfolio Composition (%)



Effective Maturity Schedule (%)



Weighted Average Maturity

49 Days


Credit Rating

AAAm Standard & Poor's

Portfolio Managers

Paige Wilhelm
Deborah Cunningham

Pool Performance: 7-Day Net Yields (%)



Performance data quoted represents past performance which is no guarantee of future results. Investment return will vary. The value of an investment, when redeemed, may be worth more or less than the original cost. Current performance may be lower or higher than what is stated.

QUARTERLY INVESTMENTS-TEX-STAR
PATTY BRENNAN, COOKE COUNTY TREASURER
JULY-SEPTEMBER 2020

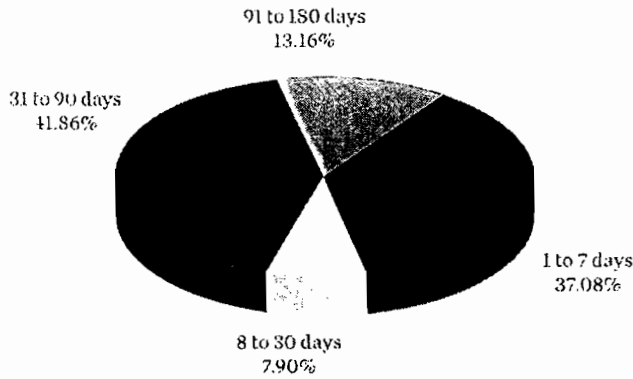
ACCT NAME	BALANCE FORWARD	DEPOSITS	WITH-DRAWALS	CURRENT INTEREST	ENDING BALANCE
GENERAL	\$ 6,583,931.54		0.00 1,500,000.00	\$ 2,513.16	\$5,086,444.70
R & B -1	\$ 504,765.48		0.00 0.00	\$ 212.00	\$504,977.48
R & B -2	\$ 269,663.88		0.00 169,000.00	\$ 86.88	\$100,750.76
R & B -3	\$ 236,342.07		0.00 0.00	\$ 99.27	\$236,441.34
R & B -4	\$ 575,864.07		0.00 150,000.00	\$ 232.66	\$426,096.73
FM & L	\$ 335,290.99		0.00 0.00	\$ 140.81	\$335,431.80
ADULT PROB	\$ 228,998.73		0.00 25,000.00	\$ 92.59	\$204,091.32
PERMANENT IMPROVEMENT	\$ 1,471,244.56		0.00 0.00	\$ 617.92	\$1,471,862.48
LIBRARY	\$ 31,482.45		0.00 0.00	\$ 13.25	\$31,495.70
JP-CH SECURITY	\$ 10,561.40		0.00 0.00	\$ 4.51	\$10,565.91
COURTHOUSE SECURITY	\$ 83,231.27		0.00 0.00	\$ 34.94	\$83,266.21
RECORDS MANAGEMENT	\$ 16,576.07		0.00 0.00	\$ 6.92	\$16,582.99
RECORDS PRESERVATION	\$ 568.46		0.00 0.00	\$ 0.13	\$568.59
ARCHIVE FEES	\$ 41,708.59		0.00 0.00	\$ 17.54	\$41,726.13
2012 GO REFUNDING	\$ 47,041.51		0.00 0.00	\$ 19.74	\$47,061.25
STATE FEES	\$ 5,907.41		0.00 0.00	\$ 2.47	\$5,909.88
DIST ATTY FORFEITURE	\$ 26,222.47		0.00 0.00	\$ 11.07	\$26,233.54
SHERIFF FORFEITURE	\$ 66,915.38		0.00 46,000.00	\$ 27.62	\$20,943.00
JAIL COMMISSARY	\$ 51,236.22		0.00 0.00	\$ 21.55	\$51,257.77
HOTEL/MOTEL TAX	\$ 123,578.98		0.00 0.00	\$ 51.91	\$123,630.89
	<u>\$ 10,711,131.53</u>		<u>0.00 1,890,000.00</u>	<u>\$ 4,206.94</u>	<u>\$8,825,338.47</u>

<u>TOTAL: TREAS FUND</u>	BAL FORWARD	CURRENT INT.	BALANCE
YEAR - TO - DATE INTEREST	\$ 87,521.00	4,206.94	91,727.94

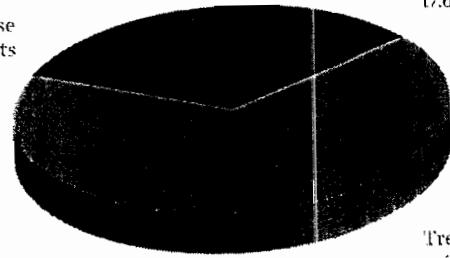
AVG INTEREST FOR 4TH QTR 0.17% MKT VALUE PER SHARE 1.00

INFORMATION AT A GLANCE

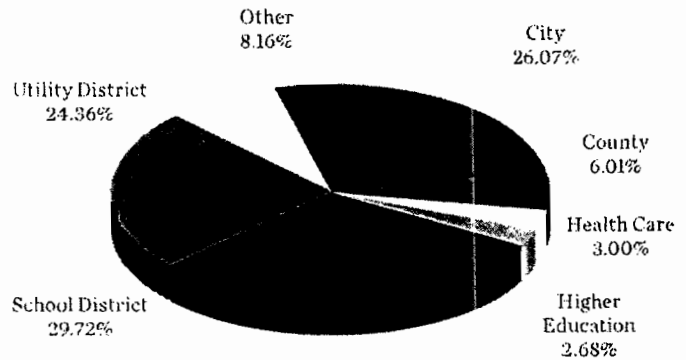
**PORTFOLIO BY
TYPE OF INVESTMENT
AS OF SEPTEMBER 30, 2020**



Repurchase
Agreements
14.59%



**PORTFOLIO BY
MATURITY
AS OF SEPTEMBER 30,
2020**



**DISTRIBUTION OF
PARTICIPANTS BY TYPE
AS OF SEPTEMBER 30, 2020**

HISTORICAL PROGRAM INFORMATION

MONTH	AVERAGE RATE	BOOK VALUE	MARKET VALUE	NET ASSET VALUE	WAM (1)*	WAM (2)*	NUMBER OF PARTICIPANTS
Sep 20	0.1339%	\$9,297,135,540.13	\$9,299,528,645.66	1,000,257	39	101	932
Aug 20	0.1645%	9,465,008,033.71	9,466,814,693.25	1,000,190	29	95	931
Jul 20	0.2003%	10,009,983,894.25	10,012,082,381.15	1,000,209	27	101	930
Jun 20	0.1974%	9,671,601,669.74	9,674,049,521.47	1,000,253	33	108	927
May 20	0.2444%	9,711,678,322.09	9,714,791,961.71	1,000,320	29	103	924
Apr 20	0.4447%	9,402,508,666.82	9,406,011,209.34	1,000,372	27	111	923
Mar 20	0.9570%	8,656,111,186.51	8,662,045,828.91	1,000,685	27	108	922
Feb 20	1.5641%	9,669,676,298.74	9,671,875,580.06	1,000,213	32	84	921
Jan 20	1.5514%	9,728,196,391.64	9,728,681,551.87	1,000,027	33	96	920
Dec 19	1.5643%	8,550,355,101.35	8,550,086,726.49	0,999,959	36	110	918
Nov 19	1.6177%	8,004,510,359.61	8,003,923,189.55	0,999,918	30	109	917
Oct 19	1.8510%	8,148,867,422.02	8,148,521,034.89	0,999,957	24	109	915

PORTFOLIO ASSET SUMMARY AS OF SEPTEMBER 30, 2020

	BOOK VALUE	MARKET VALUE
Uninvested Balance	\$ 452.10	\$ 452.10
Accrual of Interest Income	3,075,696.18	3,075,696.18
Interest and Management Fees Payable	(1,500,379.37)	(1,500,379.37)
Payable for Investment Purchased	(199,951,466.68)	(199,951,466.68)
Repurchase Agreement	1,385,414,999.92	1,385,414,999.92
Government Securities	8,110,096,237.98	8,112,489,343.51
TOTAL	\$ 9,297,135,540.13	\$ 9,299,528,645.66

Market value of collateral supporting the Repurchase Agreements is at least 102% of the Book Value. The portfolio is managed by J.P. Morgan Chase & Co. and the assets are safekept in a separate custodial account at the Federal Reserve Bank in the name of TexSTAR. The only source of payment to the Participants are the assets of TexSTAR. There is no secondary source of payment for the pool such as insurance or guarantee. Should you require a copy of the portfolio, please contact TexSTAR Participant Services.

QUARTERLY INVESTMENTS-LOGIC
PATTY BRENNAN, COOKE COUNTY TREASURER
JULY-SEPTEMBER 2020

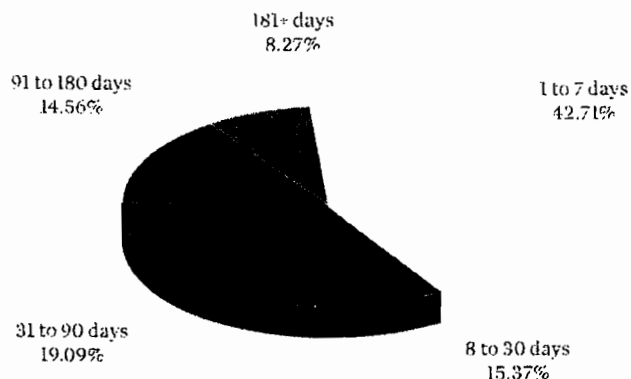
ACCT NAME	BALANCE FORWARD	DEPOSITS	WITH-DRAWALS	CURRENT INTEREST	ENDING BALANCE
GENERAL	\$ 4,278,384.96		0.00	\$ 3,576.23	\$4,281,961.19
R & B -1	\$ 496,554.18		0.00	\$ 415.05	\$496,969.23
R & B -2	\$ 238,048.05		0.00	\$ 199.02	\$238,247.07
R & B -3	\$ 366,742.01		0.00	\$ 306.56	\$367,048.57
R & B -4	\$ 493,599.62		0.00	\$ 412.64	\$494,012.26
FM & L	\$ 105,988.91		0.00	\$ 88.60	\$106,077.51
ADULT PROB	\$ 158,802.40		0.00	\$ 132.73	\$158,935.13
PERMANENT IMPROVEMENT	\$ 582,003.97		0.00	\$ 486.45	\$582,490.42
COURTHOUSE SECURITY	\$ 52,994.38		0.00	\$ 44.32	\$53,038.70
RECORDS MANAGEMENT	\$ 55,798.90		25,000.00	\$ 36.05	\$30,834.95
ARCHIVE FEES	\$ 26,406.57		0.00	\$ 22.04	\$26,428.61
LAW LIBRARY	\$ 26,406.57		0.00	\$ 22.04	\$26,428.61
SHERIFF FORFEITURE	\$ 26,406.57		0.00	\$ 22.04	\$26,428.61
DIST ATTY FORFEITURE	\$ 26,406.57		0.00	\$ 22.04	\$26,428.61
2012 GO REFUNDING	\$ 259,819.58		0.00	\$ 217.15	\$260,036.73
	<u>\$ 7,194,363.24</u>		<u>0.00</u>	<u>\$ 6,002.96</u>	<u>\$7,175,366.20</u>

<u>TOTAL: TREAS FUND</u>	BAL FORWARD	CURRENT INT.	BALANCE
YEAR - TO - DATE INTEREST	\$ 69,112.36	6,002.96	75,115.32

AVG INTEREST FOR 4TH QTR 34.00% MKT VALUE PER SHARE 1.00

INFORMATION AT A GLANCE

PORTFOLIO BY TYPE OF INVESTMENT AS OF SEPTEMBER 30, 2020



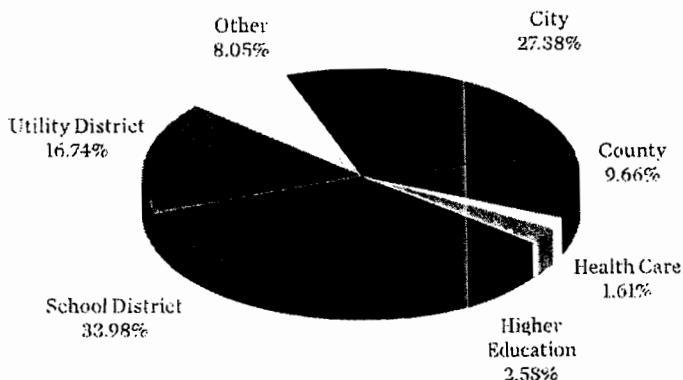
Commercial Paper
81.17%



Repurchase
Agreements
16.11%

Treasuries
2.72%

PORTFOLIO BY MATURITY AS OF SEPTEMBER 30, 2020



DISTRIBUTION OF PARTICIPANTS BY TYPE AS OF SEPTEMBER 30, 2020

HISTORICAL PROGRAM INFORMATION

MONTH	AVERAGE RATE	BOOK VALUE	MARKET VALUE	NET ASSET VALUE	WAM (1)*	WAM (2)*	NUMBER OF PARTICIPANTS
Sep 20	0.2565%	\$8,268,503,827.25	\$8,271,074,916.08	1,000310	54	84	621
Aug 20	0.3154%	8,405,288,928.66	8,408,588,276.78	1,000392	51	86	620
Jul 20	0.4203%	8,621,809,082.75	8,625,681,774.14	1,000431	50	87	618
Jun 20	0.6260%	8,844,621,700.82	8,849,637,611.25	1,000567	51	87	618
May 20	0.8116%	8,461,579,899.29	8,467,956,866.78	1,000753	54	85	617
Apr 20	1.0562%	7,819,410,022.25	7,824,353,033.69	1,000632	48	87	617
Mar 20	1.4261%	7,798,393,939.30	7,791,813,338.38	0,999156	35	85	614
Feb 20	1.7619%	8,313,346,145.46	8,315,578,458.07	1,000241	34	87	614
Jan 20	1.7978%	8,259,121,730.04	8,261,042,825.36	1,000174	40	85	613
Dec 19	1.8173%	7,423,771,572.94	7,424,486,642.57	1,000066	43	85	612
Nov 19	1.8429%	6,521,613,270.01	6,522,465,385.69	1,000101	45	87	610
Oct 19	2.0578%	6,313,681,839.23	6,315,173,844.90	1,000236	50	87	608

PORTFOLIO ASSET SUMMARY AS OF SEPTEMBER 30, 2020

	BOOK VALUE	MARKET VALUE
Uninvested Balance	\$ 371.43	\$ 371.43
Accrual of Interest Income	1,139,755.68	1,139,755.68
Interest and Management Fees Payable	(2,537,786.73)	(2,537,786.73)
Payable for Investment Purchased	0.00	0.00
Repurchase Agreement	1,332,533,999.87	1,332,533,999.87
Commercial Paper	6,712,385,091.17	6,714,952,335.33
Government Securities	224,982,395.83	224,986,240.50
TOTAL	\$ 8,268,503,827.25	\$ 8,271,074,916.08

Market value of collateral supporting the Repurchase Agreements is at least 102% of the Book Value. The portfolio is managed by J.P. Morgan Chase & Co. and the assets are safekept in a separate custodial account at the Federal Reserve Bank in the name of LOGIC. The only source of payment to the Participants are the assets of LOGIC. There is no secondary source of payment for the pool such as insurance or guarantee. Should you require a copy of the portfolio, please contact LOGIC Participant Services