



**MONTHLY REPORT**

**JULY 2020**


**PATTY BRENNAN**

**COOKE COUNTY TREASURER**


**FINANCIAL REPORTS**


July 2020


In accordance with Local Government Code 114.026, this affidavit states the current cash and reports in the custody of the county treasurer as of this date of July 31, 2020.


  
\_\_\_\_\_  
Jason Brinkley,  
Cooke County Judge

  
\_\_\_\_\_  
Pam Harrison,  
Cooke County Clerk


  
\_\_\_\_\_  
Gary Hollowell,  
Commissioner Pct. #1

  
\_\_\_\_\_  
Jason Snuggs,  
Commissioner Pct. #2

  
\_\_\_\_\_  
John Klement,  
Commission Pct. #3

  
\_\_\_\_\_  
Leon Klement,  
Commissioner Pct. #4

FILED  
20 AUG 24 PM 3:16

COUNTY CLERK  
COOKE COUNTY, TEXAS  
BY:  CLERK

AFFIDAVIT

STATE OF TEXAS

COUNTY OF COOKE


The members of the Commissioners' Court of Cooke County, Texas, state as follows:

The requirement of Subsection (C) of the Texas Local Government Code, §114.026 have been met for the term of July 2020. The amount of cash and other assets in the custody of the County Treasurer at the time of examination are:

Cash (includes on hand, money market accounts, and short term investments) \$ 35,975,772.44

Other Assets (long term investments) \$ 0.00.

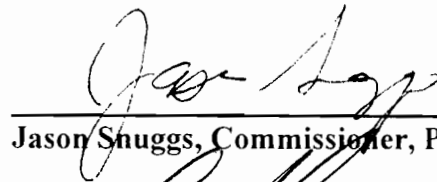
Sworn to and subscribed this 24 day of Augst 2020.




Jason Brinkley, Cooke County Judge



Gary Hollowell, Commissioner, Pct 1



Jason Shuggs, Commissioner, Pct 2




John Klement, Commissioner, Pct 3



Leon Klement, Commissioner, Pct 4

ATTEST:



Pam Harrison, County Clerk

FILED IN PUBLIC RECORDS  
20 AUG 24 PM 3:16

COOKE COUNTY, TEXAS  
CLERK'S OFFICE

PRIOR MONTH ENDING BANK STATEMENT BALANCE \$5,724,478.90 183  
 CLEARED DEPOSITS \$1,906,970.77 4  
 CLEARED ADDITIONS \$90,241.83 4  
 CLEARED CHECKS \$2,892,723.66- 371  
 CLEARED DEDUCTIONS \$89,319.62- 5

CURRENT MONTH ENDING BANK STATEMENT BALANCE \$4,739,648.22

CURRENT MONTH ENDING BANK STATEMENT BALANCE \$4,739,648.22  
 OUTSTANDING DEPOSITS \$.00  
 OUTSTANDING ADDITIONS \$.00  
 OUTSTANDING CHECKS \$445,190.91- 606  
 OUTSTANDING DEDUCTIONS \$.00

RECONCILED BOOK BALANCE \$4,294,457.31  
 ENDING STATEMENT DATE 07/31/2020 CLERK: PB

C.D. INVESTMENTS

-----

LANDMARK BANK

JULY 2020

<u>C.D.#</u>	<u>PURCHASE DATE</u>	<u>AMOUNT</u>	<u>MAT. DATE</u>
Library Liddell 7830	Jan 17, 2019	7,500.00	Jan 17, 2021
Library Liddell 7822	Jan 17, 2019	7,500.00	Jan 17, 2021
Library Rosenstein 5099	Sept 12, 2017	11,000.00	Dec 12, 2020
Library Rosenstein 5198	Dec 16, 2017	8,000.00	Mar 16, 2021

INT. EARNED MONTHLY:

2-Liddell CD's @ 1.90%  
2-Rosenstein CD's @ 1.05%

Interest is deposited into the Treasurer's Fund. The 2 Gen CDs' interest is deposited monthly, and the 4 Library's CDs' interest is deposited quarterly.

PROSPERITY BANK

GEN/14401708                      Sept 17, 2019                      250,000.00                      Sept 17, 2021

INT. EARNED MONTHLY:

Gen CD @ 1.85%

Interest accrues monthly and is deposited monthly with depository bank into the Treasurer's Fund.

C.D. INVESTMENTS

-----

THE FIRST STATE BANK

**JULY 2020**

<u>C.D.#</u>	<u>PURCHASE DATE</u>	<u>AMOUNT</u>	<u>MAT. DATE</u>
GEN/71445	Sept 17, 2019	250,000.00	Dec 17, 2020

INT. EARNED MONTHLY:

Gen CD @ 1.50%

Interest accrues monthly and is deposited monthly with depository bank into the Treasurer's Fund.

MUENSTER STATE BANK

GEN/2254	Sept 17, 2017	250,000.00	Sept 17, 2021
----------	---------------	------------	---------------

INT. EARNED MONTHLY:

Gen CD @ 1.35%

Interest accrues monthly and is deposited monthly with depository bank into the Treasurer's Fund.

**INVESTMENTS-TEXPOOL**  
**PATTY BRENNAN, COOKE COUNTY TREASURER**  
**JULY 2020**

ACCT NAME	BALANCE FORWARD	DEPOSITS	WITH-DRAWALS	CURRENT INTEREST	ENDING BALANCE
GENERAL	\$ 6,302,212.04	\$ -	\$ -	\$ 1,114.14	\$ 6,303,326.18
R & B -1	\$ 550,788.59	\$ -	\$ -	\$ 97.37	\$ 550,885.96
R & B -2	\$ 365,280.99	\$ -	\$ 260,000.00	\$ 32.65	\$ 105,313.64
R & B -3	\$ 496,097.01	\$ -	\$ -	\$ 87.69	\$ 496,184.70
R & B -4	\$ 695,984.84	\$ -	\$ 100,000.00	\$ 110.77	\$ 596,095.61
FM & L	\$ 327,447.36	\$ -	\$ -	\$ 57.87	\$ 327,505.23
STATE FUNDS	\$ 9,143.01	\$ -	\$ -	\$ 1.61	\$ 9,144.62
TJPC	\$ 13,138.97	\$ -	\$ -	\$ 2.34	\$ 13,141.31
DIST CLK PRESERVATION	\$ 5,608.16	\$ -	\$ -	\$ 0.93	\$ 5,609.09
COUNTY/DIST TECH	\$ 1,608.46	\$ -	\$ -	\$ 0.31	\$ 1,608.77
ADULT PROB	\$ 253,754.40	\$ -	\$ -	\$ 44.87	\$ 253,799.27
COURT REP	\$ 19,431.10	\$ -	\$ -	\$ 3.40	\$ 19,434.50
PERM IMP	\$ 1,456,338.09	\$ -	\$ 400,000.00	\$ 208.30	\$ 1,056,546.39
LAW ENFORCEMENT ED	\$ 10,608.33	\$ -	\$ -	\$ 1.86	\$ 10,610.19
JP-CH SECURITY	\$ 5,325.57	\$ -	\$ -	\$ 0.93	\$ 5,326.50
DIST CLK RECORDS MGMT	\$ 15,919.28	\$ -	\$ -	\$ 2.79	\$ 15,922.07
DIST CLK ARCHIVE	\$ 4,244.72	\$ -	\$ -	\$ 0.69	\$ 4,245.41
COUNTY ATTY CHECK COLLECT	\$ 1,209.49	\$ -	\$ -	\$ 0.31	\$ 1,209.80
LAW LIBRARY	\$ 117,001.89	\$ -	\$ -	\$ 20.69	\$ 117,022.58
JP TECH	\$ 27,863.97	\$ -	\$ -	\$ 4.92	\$ 27,868.89
C H SECURITY	\$ 103,022.19	\$ -	\$ -	\$ 18.22	\$ 103,040.41
REC MGMT	\$ 14,807.24	\$ -	\$ -	\$ 2.64	\$ 14,809.88
REC PRESV	\$ 506.64	\$ -	\$ -	\$ -	\$ 506.64
LIBRARY	\$ 28,651.27	\$ -	\$ -	\$ 5.05	\$ 28,656.32
ARCHIVE	\$ 57,765.50	\$ -	\$ -	\$ 10.21	\$ 57,775.71
DIST ATTY FORFEITURE	\$ 21,876.52	\$ -	\$ -	\$ 3.88	\$ 21,880.40
SHERIFF FORFEITURE	\$ 65,594.16	\$ -	\$ -	\$ 11.61	\$ 65,605.77
JAIL COMMISSARY	\$ 82,692.57	\$ -	\$ -	\$ 14.62	\$ 82,707.19
2004 GO-REFUNDING	\$ 55,734.20	\$ -	\$ -	\$ 9.88	\$ 55,744.08
HOTEL/MOTEL TAX	\$ 189,214.33	\$ -	\$ -	\$ 33.46	\$ 189,247.79
<b>TOTAL: TREAS FUND</b>	<b>\$ 11,298,870.89</b>	<b>\$ -</b>	<b>\$ 760,000.00</b>	<b>\$ 1,904.01</b>	<b>\$ 10,540,774.90</b>

YEAR - TO - DATE INTEREST	BAL FORWARD:	CURRENT INT.:	BALANCE:
	\$ 94,724.66	\$ 1,904.01	\$ 96,628.67

AVG. YEILD FOR JULY 2020                      0.21% MKT VALUE/ SHAR: \$                      1.00

**INVESTMENTS-TEX STAR  
PATTY BRENNAN, COOKE COUNTY TREASURER  
JULY 2020**

ACCT NAME	BALANCE FORWARD	DEPOSITS	WITH-DRAWALS	CURRENT INTEREST	ENDING BALANCE
GENERAL	\$ 6,583,931.54	\$ -	\$ -	\$ 1,120.10	\$ 6,585,051.64
R & B -1	\$ 504,765.48	\$ -	\$ -	\$ 85.88	\$ 504,851.36
R & B -2	\$ 269,663.88	\$ -	\$ -	\$ 45.89	\$ 269,709.77
R & B -3	\$ 236,342.07	\$ -	\$ -	\$ 40.20	\$ 236,382.27
R & B -4	\$ 575,864.07	\$ -	\$ -	\$ 97.98	\$ 575,962.05
FM & L	\$ 335,290.99	\$ -	\$ -	\$ 57.03	\$ 335,348.02
ADULT PROBATION	\$ 228,998.73	\$ -	\$ -	\$ 38.96	\$ 229,037.69
PERM IMP	\$ 1,471,244.56	\$ -	\$ -	\$ 250.31	\$ 1,471,494.87
CC LIBRARY	\$ 31,482.45	\$ -	\$ -	\$ 5.36	\$ 31,487.81
JP- CH SECURITY	\$ 10,561.40	\$ -	\$ -	\$ 1.83	\$ 10,563.23
COURTHOUSE SECURITY	\$ 83,231.27	\$ -	\$ -	\$ 14.17	\$ 83,245.44
RECORDS MANAGEMENT	\$ 16,576.07	\$ -	\$ -	\$ 2.81	\$ 16,578.88
RECORDS PRESERVATION	\$ 568.46	\$ -	\$ -	\$ 0.04	\$ 568.50
ARCHIVE FEES	\$ 41,708.59	\$ -	\$ -	\$ 7.09	\$ 41,715.68
2012 GO REFUNDING	\$ 47,041.51	\$ -	\$ -	\$ 7.99	\$ 47,049.50
STATE FEES	\$ 5,907.41	\$ -	\$ -	\$ 0.96	\$ 5,908.37
DIST ATTY FORFEITURE	\$ 26,222.47	\$ -	\$ -	\$ 4.47	\$ 26,226.94
SHERIFF FORFEITURE	\$ 66,915.38	\$ -	\$ -	\$ 11.39	\$ 66,926.77
JAIL COMMISSARY	\$ 51,236.22	\$ -	\$ -	\$ 8.74	\$ 51,244.96
HOTEL/MOTEL TAX	\$ 123,578.98	\$ -	\$ -	\$ 21.02	\$ 123,600.00
<b>TOTAL: TREAS FUND</b>	<b>\$ 10,711,131.53</b>	<b>\$ -</b>	<b>\$ -</b>	<b>\$ 1,822.22</b>	<b>\$ 10,712,953.75</b>

YEAR - TO - DATE INTEREST	BAL FORWARD	CURRENT INT.	BALANCE
	\$ 87,521.00	\$ 1,822.22	\$ 89,343.22

AVG. YEILD FOR JULY 2020                      0.20% MKT VALUE / SHARE \$                      1.00



**INVESTMENTS-LOGIC  
PATTY BRENNAN, COOKE COUNTY TREASURER  
JULY 2020**

ACCT NAME	BALANCE FORWARD	DEPOSITS	WITH-DRAWALS	CURRENT INTEREST	ENDING BALANCE
GENERAL	\$ 4,278,384.96	\$ -	\$ -	\$ 1,527.18	\$ 4,279,912.14
R & B -1	\$ 496,554.18	\$ -	\$ -	\$ 177.24	\$ 496,731.42
R & B -2	\$ 238,048.05	\$ -	\$ -	\$ 84.98	\$ 238,133.03
R & B -3	\$ 366,742.01	\$ -	\$ -	\$ 130.93	\$ 366,872.94
R & B -4	\$ 493,599.62	\$ -	\$ -	\$ 176.21	\$ 493,775.83
FM & L	\$ 105,988.91	\$ -	\$ -	\$ 37.84	\$ 106,026.75
ADULT PROBATION	\$ 158,802.40	\$ -	\$ -	\$ 56.67	\$ 158,859.07
PERM IMP	\$ 582,003.97	\$ -	\$ -	\$ 207.75	\$ 582,211.72
LAW LIBRARY	\$ 26,406.57	\$ -	\$ -	\$ 9.41	\$ 26,415.98
COURTHOUSE SECURITY	\$ 52,994.38	\$ -	\$ -	\$ 18.93	\$ 53,013.31
RECORDS MANAGEMENT	\$ 55,798.90	\$ -	\$ -	\$ 19.92	\$ 55,818.82
ARCHIVE FEES	\$ 26,406.57	\$ -	\$ -	\$ 9.41	\$ 26,415.98
DIST ATTY FORFEITURE	\$ 26,406.57	\$ -	\$ -	\$ 9.41	\$ 26,415.98
SHERIFF FOREITURE	\$ 26,406.57	\$ -	\$ -	\$ 9.41	\$ 26,415.98
2012 GO REFUNDING	\$ 259,819.58	\$ -	\$ -	\$ 92.74	\$ 259,912.32
<b>TOTAL: TREAS FUND</b>	<b>\$ 7,194,363.24</b>	<b>\$ -</b>	<b>\$ -</b>	<b>\$ 2,568.03</b>	<b>\$ 7,196,931.27</b>

YEAR - TO - DATE INTEREST	BAL FORWARD	CURRENT INT.	BALANCE
	\$ 69,112.26	\$ 2,568.03	\$ 71,680.29

AVG. YEILD FOR JULY 2020                      0.42% MKT VALU/SHARE \$                      1.00

**Cooke County**

Attn: Patty Brennan  
101 S. Dixon Street  
Gainesville, TX 76240

**Depositor Statement**

July 1, 2020 - July 31, 2020

Account #: 104791304900

**Account at-a-Glance**

Beginning Balance	2,001,212.09
+ Net Deposits	0.00
+ Net Accrued Interest <sup>2</sup>	252.21
Ending Balance	2,001,464.30
Days In Period <sup>4</sup>	31
Average Daily Balance <sup>5</sup>	2,001,212.09
Net APY This Period <sup>8</sup>	0.15%
Net APR This Period <sup>6</sup>	0.1484%
Available Balance <sup>7</sup>	2,001,212.09

**Depositor Information**

Website: [www.ficaaccount.com](http://www.ficaaccount.com)

Support Center: (866) 343-5516

**Account Transactions**

Description	Date	Amount(USD\$)
No transactions in this period		

**Insured Depository Detail**

Depository Bank	FDIC Cert#	Balance(USD\$)
Allegiance Bank Texas	58629	17,859.34
Alma Bank	58424	190.40
American National Bank	19300	18.38
Ameris Bank	20504	57,577.75
Anthem Bank & Trust	29679	10.07
Armstrong Bank	2315	53.07
Associated Bank National Association	5296	939.26
BNB Bank	6976	564.54
Banc of California, National Association	35498	126,323.52
Bancorp Bank	35444	13.58
Bank Michigan	1008	46.61
Bank of Advance	9369	10.95
Bank of Cadiz and Trust Company	20239	12.99
Bank of China - New York Branch	33653	149,118.82
Bank of England	13303	63.45
Bank of Fayette County	10308	147.05
Bank of the Ozarks	110	202,975.71
BankUnited National Association	58979	57,965.10
Bar Harbor Bank & Trust	11971	7,850.00

**Cooke County**

Attn: Patty Brennan  
101 S. Dixon Street  
Gainesville, TX 76240

**Depositor Statement**

---

**July 1, 2020 - July 31, 2020**

**Account #: 104791304900**

<b>Depository Bank</b>	<b>FDIC Cert#</b>	<b>Balance(USD\$)</b>
Blue Ridge Bank, National Association	35274	1,575.43
BlueHarbor Bank	58691	213.04
Boonville Federal Savings Bank	30128	1,130.65
Bridgewater Bank	58210	40.67
Buckeye State Bank	2286	95.27
C US Bank	18443	198.58
CFBank	28263	113.83
CIBM Bank	11729	34.95
CIT Bank, National Association	58978	49,022.24
CNB Bank	13876	30.72
Cadence Bank N.A.	4999	17.32
CapStar Bank	58823	40.17
Capital Bank National Association	35278	167.71
Capital One National Association	4297	100,434.31
Carver Federal Savings Bank	30394	42.45
Carver State Bank	16584	536.75
Cathay Bank	18503	15,637.21
Cedar Rapids State Bank	18820	40.05
CedarStone Bank	57684	19.31
Centier Bank	12854	492.78
Centric Bank	7461	2,207.59
CVista Bank	12982	1,600.90
Citibank N.A.	7213	17,697.32
Citizens Bank	14851	191.23
Citizens Bank National Association	12309	21.03
Community Bank National Association	6989	10.82
Compass Bank	19048	1,185.17
Congressional Bank	57614	73.15
ConnectOne Bank	57919	350.16
Cornerstone Bank	5635	618.93
Cornerstone Bank	90282	22.69
Cross River Bank	58410	49,787.92
Customers Bank	34444	58,800.07
Dedham Institution for Savings	23620	13.25
Diamond Bank	1527	76.53
Eagle Bank	90191	200.77
EagleBank	34742	12,751.45
East West Bank	31628	204,692.88
Enterprise Bank	34786	28.09
Envision Bank	90270	13.41
Equity Bank	25858	281.67
Exchange Bank	1435	190.41
Farmers & Merchants Savings Bank	10492	140.73
Farmers Trust and Savings Bank	12858	76.00
Farmers Trust and Savings Bank	14195	22.53
Farmers and Merchants State Bank	501	140.05
Federal Savings Bank	35518	412.15
Fidelity Bank	30895	70.65
Fifth Third Bank	6672	69,244.76

## Depositor Statement

---

July 1, 2020 - July 31, 2020

Account #: 104791304900

### Cooke County

Attn: Patty Brennan  
101 S. Dixon Street  
Gainesville, TX 76240

Depository Bank	FDIC Cert#	Balance(USD\$)
First Bank	58481	308.25
First Bank & Trust	27078	24.84
First Carolina Bank	35530	28.17
First Central Savings Bank	34969	136.76
First Citizens Community Bank	7593	116.12
First Financial Bank	28905	263.10
First Foundation Bank	58647	33,773.29
First Internet Bank of Indiana	34607	10,479.06
First Merchants Bank National Association	4365	659.21
First N.A.	4256	45.88
First National Bank of Gordon	5410	24.40
First National Bank of Oklahoma	4211	16.59
First National Bank of Pennsylvania	7888	22.03
First Savings Bank	32629	21.40
First Sentinel Bank	31928	80.84
First State Bank	19163	139.47
First Virginia Community Bank	58696	66.96
Flatirons Bank	57280	15.25
Florida Capital Bank N.A.	26323	21.61
Franklin Synergy Bank	58714	3,581.67
Freedom National Bank	57254	154.66
Gorham Savings Bank	17748	270.76
Grand Ridge National Bank	3674	284.93
Hancock Bank	12441	169.32
Hanover Community Bank	58675	26.69
Happy State Bank	10359	6,278.62
Hingham Institution for Savings	90211	121.47
Hinsdale Bank & Trust Company	33849	39.03
Home Exchange Bank	8884	292.66
Hyperion Bank	58371	94.35
International Bank of Chicago	33708	11.82
International City Bank National Association	25648	545.12
Ion Bank	18198	255.06
Isabella Bank	1005	30.29
Israel Discount Bank of New York	19977	12,892.76
Kennett National Bank	18879	39.96
KeyBank National Association	17534	87,109.55
Landmark Community Bank	34982	39.03
Legends Bank	34936	14.37
Lewis & Clark Bank	58428	125.73
Luana Savings Bank	253	2,559.22
MainStreet Bank	57742	10,798.10
Manufacturers Bank	18618	49.24
McClave State Bank	11261	282.19
Meramec Valley Bank	19200	191.22
Merchants Bank of Indiana	8056	79,091.84
Meridian Bank	57777	2,051.65
Metropolitan National Bank	34699	18.06
New Buffalo Savings Bank A Federal Savings	31257	366.60

## Depositor Statement

July 1, 2020 - July 31, 2020

Account #: 104791304900

### Cooke County

Attn: Patty Brennan  
101 S. Dixon Street  
Gainesville, TX 76240

Depository Bank	FDIC Cert#	Balance(USD\$)
NewBank	58203	285.77
Newburyport Five Cents Savings Bank	90251	17.61
NexBank SSB	29209	303.06
North Side Bank and Trust Company	9457	38.28
Northern Bank & Trust Company	18266	13.35
Northwest Savings Bank	28178	69.58
OceanFirst Bank	28359	24.40
One American Bank	6078	26.16
Open Bank	57944	12.56
OptimumBank	35430	10.22
Oregon Community Bank & Trust	22334	15.68
Pacific Enterprise Bank	58415	19.64
Pacific Premier Bank	32172	18,191.17
Peapack-Gladstone Bank	11035	197.43
Peoples Bank	27398	10.42
Peoples United Bank	27334	281.67
Pilot Bank	27045	12.72
Pinnacle Bank	10634	19.10
Pioneer Bank	19540	68.42
Preferred Bank	33539	36,012.91
Premier Bank	34384	266.83
Premier Bank	34849	10.01
PrimeSouth Bank	5694	27.75
PrivateBank and Trust Company	33306	387.55
Progress Bank and Trust	58719	896.19
PromiseOne Bank	58657	109.02
Providence Bank	1643	59.28
Provident Bank	12010	286.61
Provident Bank	90141	65.95
RBS Citizens National Association	57957	167.25
Reading Co-operative Bank	26620	27.83
Regions Bank	12368	11.44
RiverBank	31711	13.58
RiverBend Bank	26708	58.72
Riverwind Bank	15035	174.34
Royal Savings Bank	28068	1,847.11
SaviBank	57978	66.35
Savoy Bank	58641	44.44
Security Bank	5424	154.61
ServisFirst Bank	57993	31,180.20
Signature Bank	57053	59,368.53
Signature Bank National Association	57269	27.55
SmartBank	58463	13.49
Southern Bank	28332	27.68
Southside Bank	18297	83.24
State Bank of the Lakes	5744	14.39
Sussex Bank	22221	213.14
TCF National Bank	28330	42.73
TD Bank N.A.	18409	469.96

## Depositor Statement

July 1, 2020 - July 31, 2020

Account #: 104791304900

### Cooke County

Attn: Patty Brennan  
101 S. Dixon Street  
Gainesville, TX 76240

Depository Bank	FDIC Cert#	Balance(USD\$)
Texas Capital Bank National Association	34383	58,138.81
Texas Citizens Bank National Association	58319	82.88
Third Coast Bank SSB	58716	93,493.56
Town Bank	34717	11.53
Traditional Bank Inc.	2711	140.09
Transportation Alliance Bank Inc.	34781	50.15
TriState Capital Bank	58457	862.56
Truist Bank	9846	115.62
Union Bank & Trust	34589	329.68
Union Savings and Loan Association	27752	20.45
United Bank	22858	17,818.45
Valley National Bank	9396	200,164.80
Valliance Bank	57841	264.82
Washington Trust Company of Westery	23623	5,485.42
Western Alliance Bank	57512	34.63
Wilmington Savings Fund Society FSB	17838	198.36
Wilmington Trust National Association	34069	5,634.14
Wisconsin Bank & Trust	13023	44.68
Aggregate Net Accrued Interest <sup>3</sup>		252.21

**Total** 2,001,464.30

## Disclosure Information

<sup>1</sup> The Federally Insured Cash Account ("FICA®") is not a member of the Federal Deposit Insurance Corporation ("FDIC"), but the banks in which the money is deposited are FDIC members. The FDIC is an independent agency of the U.S. government that protects the funds depositors place in FDIC insured Institutions. FDIC deposit insurance is backed by the full faith and credit of the U.S. government.

<sup>2</sup> Net Accrued Interest is the estimated amount of the accrued interest earned for the current month less any FICA Fee with respect to such interest. Net Accrued Interest cannot be withdrawn from the account until it is credited to the account. There is no guarantee that the account holder will receive the full amount as stated. Refer to the U.S. Bank Custodial Statement, provided via [ficaaccount.com](http://ficaaccount.com), for further details regarding interest earned and fees charged. Net Accrued Interest is for informational purposes only.

<sup>3</sup> Aggregate Net Accrued Interest is the sum of the current month's Net Accrued Interest and any prior period Net Accrued Interest not yet paid.

<sup>4</sup> Days In Period ("DIP") is the number of days in the period beginning on, and including the later of, the first day of the month or the business day an initial deposit is received by the FICA Custodian if received on or before 3:00PM EST or the business day immediately following if received after 3:00PM EST, and ending on, and including, the last day of the month. DIP does not include any date on which the balance is zero.

<sup>5</sup> Average Daily Balance is the sum of the beginning balance plus any deposits less any withdrawals averaged across number of days in DIP.

<sup>6</sup> Net APR This Period is the annualized rate that reflects the relationship between the net interest received plus any Net Accrued Interest and the Average Daily balance for the statement period. Current yield may be lower or higher than what is stated

<sup>7</sup> Available Balance reflects the amount that can be withdrawn as of the date of the statement. This balance is the Ending Balance less the Aggregate Net Accrued Interest amount.

<sup>8</sup> The APY (annual percentage yield) is based on an APR (annual percentage rate) for the period indicated as reported by StoneCastle. Current yield may be lower or higher than what is stated due to changes in market or business conditions..

\*Interest will not accrue for balances of \$1,000.00 or lower

We encourage you to compare the information provided in our statement with the U.S. Bank custody statement. You may access the U.S. Bank custody statement by calling 1-866-343-5516.

StoneCastle Cash Management, LLC is an SEC Registered Investment Advisor. StoneCastle Cash Management, LLC is an affiliate of StoneCastle Partners, LLC, a leading asset management and financial services company dedicated to investing and serving the community banking sector. Performance data shown represents past performance, and is no guarantee of future results. Rates may change without notice. Please read the Terms and Conditions relating to the FICA® program for more complete information and the governing terms of the account. Review your statement for accuracy. If you have any questions regarding your account, contact a FICA® representative. Registration with the SEC does not imply a particular level of skill or training.



3 August 2020

COOKE COUNTY  
PATTY BRENNAN  
101 S DIXON ST  
GAINESVILLE, TX 76240-4729

<b>COLLATERAL REPORT as of:</b>	31 July 2020
<b>Pledgee Code:</b>	COKC
<b>Demand Deposit Balance:</b>	<u>\$6,447,284.71</u>
<b>C.D. Balance</b>	<u>\$1,006,069.53</u>
<b>Amount in Excess of FDIC Ins:</b>	<u>\$6,953,354.24</u>
<b>Required Pledge Amount:</b>	<u>\$7,648,689.66</u>

*See attached detail report for amount and description of securities pledged to account.*

<b>Total Pledged Par Amount:</b>	<u>\$9,981,332.00</u>
<b>Total Collateral Market Value*:</b>	<u>\$10,576,824.00</u>
<b>Total Other Collateral:</b>	<u>\$ 0.00</u>

*\*Prices were obtained within five (5) days of the date of this report.*

*\*\*FDIC Insurance is calculated by FDIC rules\*\**

- Pricing supplied by various third party sources including INTERACTIVE DATA and BLOOMBERG INFORMATION SERVICES. Certain infrequently traded Municipal Securities may be priced by utilizing a pricing matrix derived from the current Municipal yield curve.*
- Prices provided are indications only, and although derived from sources we believe reliable, they are not considered all-inclusive.*

*All securities are held at Raymond James.*

# Reportfolio

Simmons First National Bank, Pine Bluff, AR  
 Published: 8/3/2020 12:23:37 PM

## Safekeeping

Code	Cusip Trans#	Description Maturity	Prerefund	Pool Coupon	Moody StdPoor	Original Face Pledged Percent	Original Face Value	Pledged Par Value	Pledged Book Value	Pledged Market Value
FRSL	3136B7V40	FNR 2019-82 EV		3.000		\$11,672,240.00 85.44%	\$9,972,240.00	\$9,535,389.17	\$9,809,201.54	\$10,103,919.59
	540602202001221	5/25/2031								
	FEDERAL RESERVE BANK, ST. AFS									
FRSL	3137FR5D9	FHR 4949 CD		3.000		\$20,000,000.00 2.50%	\$500,000.00	\$445,942.87	\$457,817.51	\$472,904.67
	541265202001310	9/25/2038								
	FEDERAL RESERVE BANK, ST. AFS									

2 CMOs - Fixed Rate  
Total Pledged 2 To: COK COOKE COUNTY \$10,472,240.00 \$9,981,332.04 \$10,267,019.05 \$10,576,824.25

\$0.00 Munis with Maturity Under 2 Years  
 \$0.00 Munis with Maturity Over 2 Years \$9,981,332.04 Other securities with Stated Maturity Under 2 Years  
 \$0.00 Other securities with Stated Maturity Over 2 Years

\*\* If no data is shown, then there are no pledges for the current period.



PAGE 1 07/31/20 19:25:14  
HOLDINGS BAPN032N  
CC3 PROD

FEDERAL RESERVE BANK PLEDGEE

DISTRB PT J1  
AS OF CLOSE OF BUSINESS 07-31-2020

PLEDGEE: COOKE COUNTY J7BM INSTITUTION ID: #J7BM  
100 S. DIXON  
RM. 106

GAINESVILLE TX 76240

HOLDER : 082900432 - SIMMONS PB AR

RESP FRB:H2

ACCOUNT: J7BM - \*COOKE COUNTY

CUSIP #

BVF

PAR

BALANCE

BOOK VALUE

3136B7V40 FNRM CL082EV R19F082 05-25-31

0.9561933100

9,972,240.00 9,535,389.17

3137FR5D9 FERM 4949CD 09/25/38 09-25-38

0.8918857400

500,000.00 445,942.87

SUBTOTAL:

10,472,240.00 9,981,332.04

GRAND TOTAL:

10,472,240.00 9,981,332.04



EL CAMPO, TX

# Pledge Security Listing

July 31, 2020

ID	CUSIP	Description	Safetkeeping Location	Safetkeeping Receipt	Coupon	Maturity Date	Call Date	Moody	S&P	Fitch	ASC 320	Face Amount	Current Par	Current Book Value	Market Value	Gain/(Loss)	
4226	3138WDYL9	FNMA #AS4314	FHLB		2.50	01/01/2030		AAA	AA+	AAA	HTM	1,500,000	546,361.67	554,445.17	563,517.47	9,072.30	
<b>Total for COOKE COUNTY</b>													<b>1,500,000</b>	<b>546,361.67</b>	<b>554,445.17</b>	<b>563,517.47</b>	<b>9,072.30</b>

Although the information in this report has been obtained from sources believed to be reliable, its accuracy cannot be guaranteed.

FUND NAME	CHECKING ACCOUNT	CHECKING AMOUNT	TDOA ACCOUNT	TDOA AMOUNT	FUND TOTAL
2020 001 GENERAL	TREAS FUND	2,071,925.04	TEXPOOL LOGIC TEXSTAR STONE CERT DEPOS	6,303,326.18 4,279,912.14 6,585,051.64 2,001,464.30 750,000.00	21,991,679.30
2020 011 ROAD & BRIDGE 1	TREAS FUND	276,445.15	TEXPOOL LOGIC TEXSTAR STONE	550,885.96 496,731.42 504,851.36	1,828,913.89
2020 012 ROAD & BRIDGE 2	TREAS FUND	214,323.01	TEXPOOL LOGIC TEXSTAR	105,313.64 238,133.03 269,709.77	827,479.45
2020 013 ROAD & BRIDGE 3	TREAS FUND	353,895.52	TEXPOOL LOGIC TEXSTAR	496,184.70 366,872.94 236,382.27	1,453,335.43
2020 014 ROAD & BRIDGE 4	TREAS FUND	232,706.70	TEXPOOL LOGIC TEXSTAR	596,095.61 493,775.83 575,962.05	1,898,540.19
2020 018 CERTZ TIF	TREAS FUND		TEXPOOL LOGIC		
2020 019 FM & LATERAL	TREAS FUND	34,549.14	TEXPOOL LOGIC TEXSTAR	327,505.23 106,026.75 335,348.02	803,429.14
2020 020 TJPC	TREAS FUND	2,662.06-	TEXPOOL LOGIC TEXSTAR	13,141.31	10,479.25
2020 021 JUVENILE PROB-ISP	TREAS FUND	.09	TEXPOOL LOGIC TEXSTAR		.09
2020 022 JUVENILE PROBATION	TREAS FUND	43,629.06	TEXPOOL LOGIC		43,629.06
2020 023 JUVENILE PROB. IV-E	TREAS FUND	101.94	TEXPOOL LOGIC TEXSTAR		101.94
2020 024 JUVENILE DELINQUENCY PREVENTN	TREAS FUND	3,087.21	TEXPOOL LOGIC TEXSTAR		3,087.21
2020 028 ADULT PROBATION	TREAS FUND	2,658.07-	TEXPOOL LOGIC TEXSTAR	253,799.27 158,859.07 229,037.69	639,037.96
2020 029 COMMUNITY CORRECTIONS	TREAS FUND	8,744.24	TEXPOOL LOGIC		8,744.24
2020 031 CONTRACT ELECTIONS	TREAS FUND	10,261.62	TEXPOOL		

FUND NAME	CHECKING ACCOUNT	CHECKING AMOUNT	TDOA ACCOUNT	TDOA AMOUNT	FUND TOTAL
2020 032 DISTRICT CLERK PRESERVATION	TREAS FUND	454.89	TEXPOOL LOGIC	5,609.09	10,261.62
2020 033 COUNTY/DISTRICT TECHNOLOGY	FTREAS FUND	7,914.05	TEXPOOL LOGIC	1,608.77	9,522.82
2020 034 COURT REPORTER	TREAS FUND	11,434.70	TEXPOOL LOGIC	19,434.50	30,869.20
2020 035 PERMANENT IMPROVEMENT	TREAS FUND	278,655.53	TEXPOOL LOGIC	1,056,546.39	3,388,908.51
2020 037 LAW ENFORCEMENT ED	TREAS FUND	10,769.23	TEXPOOL LOGIC	10,610.19	21,379.42
2020 038 JP TECH	TREAS FUND	21,166.67	TEXPOOL LOGIC	27,868.89	49,035.56
2020 040 LAW LIBRARY	TREAS FUND	33,452.60	TEXPOOL LOGIC	117,022.58	176,891.16
2020 041 CC LIBRARY FUND	TREAS FUND	14,856.27	TEXPOOL LOGIC	28,656.32	75,000.40
2020 042 CC HISTORICAL COMM.	TREAS FUND	3,619.87	TEXPOOL LOGIC	5,326.50	3,619.87
2020 043 JP COURTHOUSE SECURITY	TREAS FUND	14,382.88	TEXPOOL LOGIC	10,563.23	30,272.61
2020 044 COURTHOUSE SECURITY	TREAS FUND	29,923.68	TEXPOOL LOGIC	103,040.41	269,222.84
2020 045 FLOOD DAMAGE	TREAS FUND		TEXPOOL LOGIC		
2020 046 CHAPTER 19	TREAS FUND	460.44-	TEXPOOL LOGIC	5,000.00-	460.44-
2020 047 CC RECORDS MANAGEMENT	TREAS FUND	7,438.89	TEXPOOL LOGIC		2,438.89
2020 048 COUNTY RECORDS MANAGEMENT	TREAS FUND	3,554.52-	TEXPOOL LOGIC	19,809.88	88,653.06
			TEXSTAR	55,818.82	
			TEXSTAR	16,578.88	

FUND NAME	CHECKING ACCOUNT	CHECKING AMOUNT	TDOA ACCOUNT	TDOA AMOUNT	FUND TOTAL
2020 049 CC RECORDS PRESERVATION	TREAS FUND	29,456.00	TEXPOOL LOGIC TEXSTAR	506.54	30,531.04
2020 050 DIST CLERK RECORDS MANAGEMENT	TREAS FUND	10,568.13	TEXPOOL LOGIC TEXSTAR	568.50	26,490.20
2020 051 DISTRICT CLERK ARCHIVE	TREAS FUND	21,520.23	TEXPOOL LOGIC TEXSTAR	15,922.07	25,765.64
2020 052 COUNTY CLERK ARCHIVE FEE	TREAS FUND	48,073.43	TEXPOOL LOGIC TEXSTAR	4,245.41	25,765.64
2020 053 CA CHECK COLLECTING	TREAS FUND	1,056.64	TEXPOOL LOGIC TEXSTAR	57,775.71	173,980.80
2020 054 DA CHECK COLLECTING	TREAS FUND	150.34	TEXPOOL LOGIC TEXSTAR	26,415.98	2,266.44
2020 055 CO ATTY FORFEITURE	TREAS FUND	16,338.81	TEXPOOL LOGIC TEXSTAR	41,715.68	150.34
2020 056 DISTRICT ATTY FORFEITURE	TREAS FUND	123,597.61	TEXPOOL LOGIC TEXSTAR	1,209.80	2,266.44
2020 057 D A SEIZURE FUND	TREAS FUND	23,540.83	TEXPOOL LOGIC TEXSTAR	21,880.40	123,597.61
2020 058 SHERIFF FORFEITURE	TREAS FUND	34,175.28	TEXPOOL LOGIC TEXSTAR	26,415.98	90,862.13
2020 059 JAIL COMMISSARY	TREAS FUND	194,421.58	TEXPOOL LOGIC TEXSTAR	66,926.77	182,489.35
2020 061 2004 GO REFUNDING DEBT SERVIT	TREAS FUND	20,030.80	TEXPOOL LOGIC TEXSTAR	82,707.19	168,127.43
2020 088 STATE FEES	TREAS FUND	831.49	TEXPOOL LOGIC TEXSTAR	51,244.96	168,127.43
2020 090 OFFICER'S TRUST	TREAS FUND	193.16	CERT DEPOS	55,744.08	15,831.49
2020 091 LIBRARY TRUST - LIDDELL	TREAS FUND	753,055.70	CHRT DEPOS	259,912.32	19,193.16
2020 092 LIBRARY TRUST - ROSENSTEIN	TREAS FUND	472.77	TEXPOOL	47,049.50	753,055.70
2020 098 PAYROLL CLEARING	TREAS FUND		TEXPOOL	9,144.62	
2020 100 CHILD ABUSE PREVENTION FUND	TREAS FUND		TEXSTAR	5,908.37	

DATE 08/07/2020 TIME 08:45

COMBINED STATEMENT OF CASH POSITION FOR JULY

FUND NAME	CHECKING ACCOUNT	CHECKING AMOUNT	TDOA ACCOUNT	TDOA AMOUNT	FUND TOTAL
2020 101 PRETRIAL DIVERSION	TREAS FUND	13,720.03	TEXPOOL LOGIC	189,247.79	13,720.03
2020 102 HOTEL OCCUPANCY TAX FUND	TREAS FUND	71,791.17	TEXSTAR	123,600.00	384,638.96
2020 103 HAVA GRANT FUND	TREAS FUND	158,332.37	TEXPOOL LOGIC TEXSTAR		158,332.37
TOTAL		5,195,729.26		31,236,124.12	36,431,853.38

CHECK ACCOUNT

ACCOUNT BALANCE - TREAS FUND  
ACCOUNT BALANCE - PAYROLL

TOTAL

CHECK  
4,442,673.56  
753,055.70

5,195,729.26

TDOA ACCOUNT

ACCOUNT BALANCE - TEXPOOL  
ACCOUNT BALANCE - LOGIC  
ACCOUNT BALANCE - TEXSTAR  
ACCOUNT BALANCE - STONE  
ACCOUNT BALANCE - CERT DEPOS

TOTAL

TDOA  
10,540,774.80  
7,196,931.27  
10,712,953.75  
2,001,464.30  
784,000.00

31,236,124.12

ACCOUNT NAME	BEGINNING CASH BALANCE	CASH RECEIPTS	CASH DISBURSEMENTS	ENDING CASH BALANCE
<b>2020 001 GENERAL</b>				
CASH - GENERAL FUND	3,289,050.34	878,659.83	2,095,785.13	2,071,925.04
CASH ON HAND	4,802.66	.00	.00	4,802.66
CASH INVESTED - TEXPOOL	6,302,212.04	1,114.14	.00	6,303,326.18
CASH INVESTED - LOGIC	4,278,384.96	1,527.18	.00	4,279,912.14
CASH INVESTED - TEXSTAR	6,583,931.54	1,120.10	.00	6,585,051.64
CASH INVESTED - STONE CASTLE	2,001,212.09	252.21	.00	2,001,464.30
T-BILLS - INVESTMENTS	.00	.00	.00	.00
CASH INVESTMENT-CD	750,000.00	.00	.00	750,000.00
FUND TOTALS	23,209,593.63	882,673.46	2,095,785.13	21,996,481.96
<b>2020 011 ROAD &amp; BRIDGE 1</b>				
CASH - ROAD & BRIDGE # 1	379,082.58	27,249.67	129,887.10	276,445.15
CASH INVESTED - TEXPOOL	550,788.59	97.37	.00	550,885.96
CASH INVESTED - LOGIC	496,554.18	177.24	.00	496,731.42
CASH INVESTED - TEXSTAR	504,765.48	85.88	.00	504,851.36
STONE CASTLE	.00	.00	.00	.00
T-BILL INVESTMENTS	.00	.00	.00	.00
FUND TOTALS	1,931,190.83	27,610.16	129,887.10	1,828,913.89
<b>2020 012 ROAD &amp; BRIDGE 2</b>				
CASH - ROAD & BRIDGE # 2	184,612.15	286,834.68	257,123.82	214,323.01
CASH INVESTED - TEXPOOL	365,280.99	32.65	260,000.00	105,313.64
CASH INVESTED - LOGIC	238,048.05	84.98	.00	238,133.03
CASH INVESTED - TEXSTAR	269,663.88	45.89	.00	269,709.77
T-BILL INVESTMENTS	.00	.00	.00	.00
FUND TOTALS	1,057,605.07	286,998.20	517,123.82	827,479.45
<b>2020 013 ROAD &amp; BRIDGE 3</b>				
CASH - ROAD & BRIDGE # 3	438,898.17	27,234.71	112,237.36	353,895.52
CASH INVESTED - TEXPOOL	496,097.01	87.69	.00	496,184.70
CASH INVESTED - LOGIC	366,742.01	130.93	.00	366,872.94
CASH INVESTED - TEXSTAR	236,342.07	40.20	.00	236,382.27
T-BILL INVESTMENTS	.00	.00	.00	.00
FUND TOTALS	1,538,079.26	27,493.53	112,237.36	1,453,335.43
<b>2020 014 ROAD &amp; BRIDGE 4</b>				
CASH - ROAD & BRIDGE # 4	237,994.92	127,068.84	132,357.06	232,706.70
CASH INVESTED - TEXPOOL	695,984.84	110.77	100,000.00	596,095.61
CASH INVESTED - LOGIC	493,599.62	176.21	.00	493,775.83
CASH INVESTED - TEXSTAR	575,864.07	97.98	.00	575,962.05
T-BILL INVESTMENTS	.00	.00	.00	.00
FUND TOTALS	2,003,443.45	127,453.80	232,357.06	1,898,540.19
<b>2020 018 CERTZ TIF</b>				
CASH - CERTZ TIF	.00	.00	.00	.00
CASH INVESTED	.00	.00	.00	.00
CASH INVESTED - LOGIC	.00	.00	.00	.00
T-BILL INVESTMENT	.00	.00	.00	.00
FUND TOTALS	.00	.00	.00	.00
<b>2020 019 FM &amp; LATERAL</b>				
CASH - F M & LATERAL	34,452.33	96.81	.00	34,549.14
CASH INVESTED	327,447.36	57.87	.00	327,505.23
CASH INVESTED - LOGIC	105,988.91	37.84	.00	106,026.75
CASH INVESTED - TEXSTAR	335,290.99	57.03	.00	335,348.02



ACCOUNT NAME	BEGINNING CASH BALANCE	CASH RECEIPTS	CASH DISBURSEMENTS	ENDING CASH BALANCE
2020 020 TJPC				
CASH - T.J.P.C.	23,478.92	20.62	26,161.60-	2,662.06-
CASH INVESTED	13,138.97	2.34	.00	13,141.31
CASH INVESTED - LOGIC	.00	.00	.00	.00
CASH INVESTED - TEXSTAR	.00	.00	.00	.00
FUND TOTALS	36,617.89	22.96	26,161.60-	10,479.25
2020 021 JUVENILE PROB-ISP				
CASH - JUVENILE PROBATION	.09	.00	.00	.09
INVESTMENTS	.00	.00	.00	.00
CASH INVESTED - LOGIC	.00	.00	.00	.00
CASH INVESTED - TEXSTAR	.00	.00	.00	.00
FUND TOTALS	.09	.00	.00	.09
2020 022 JUVENILE PROBATION				
CASH - JUV. PROB. DIV	43,446.00	183.06	.00	43,629.06
INVESTMENTS	.00	.00	.00	.00
FUND TOTALS	43,446.00	183.06	.00	43,629.06
2020 023 JUVENILE PROB. IV-E				
CASH - IV-E	101.77	.17	.00	101.94
CASH INVESTED	.00	.00	.00	.00
CASH INVESTED - LOGIC	.00	.00	.00	.00
CASH INVESTED - TEXSTAR	.00	.00	.00	.00
FUND TOTALS	101.77	.17	.00	101.94
2020 024 JUVENILE DELINQUENCY PREVENTN				
CASH - JUVENILE DELINQUENCY PR	3,082.69	4.52	.00	3,087.21
INVESTMENTS	.00	.00	.00	.00
CASH INVESTED - LOGIC	.00	.00	.00	.00
CASH INVESTED - TEXSTAR	.00	.00	.00	.00
FUND TOTALS	3,082.69	4.52	.00	3,087.21
2020 028 ADULT PROBATION				
CASH ON HAND	14,246.54	25,967.99	42,872.60-	2,658.07-
CASH INVESTED	75.00	.00	.00	75.00
CASH INVESTED - TEXPOOL	253,754.40	44.87	.00	253,799.27
CASH INVESTED - LOGIC	158,802.40	56.67	.00	158,859.07
CASH INVESTED - TEXSTAR	228,998.73	38.96	.00	229,037.69
FUND TOTALS	655,877.07	26,108.49	42,872.60-	639,112.96
2020 029 COMMUNITY CORRECTIONS				
CASH - COMMUNITY CORRECTI	16,339.81	.00	7,595.57-	8,744.24
INVESTMENTS	.00	.00	.00	.00
CASH INVESTED - LOGIC	.00	.00	.00	.00
FUND TOTALS	16,339.81	.00	7,595.57-	8,744.24
2020 031 CONTRACT ELECTIONS				
CASH - CONTRACT ELECTIONS	10,243.79	17.83	.00	10,261.62
CASH INVESTED - TEXPOOL	.00	.00	.00	.00
CASH INVESTED - LOGIC	.00	.00	.00	.00
FUND TOTALS	10,243.79	17.83	.00	10,261.62
2020 032 DISTRICT CLERK PRESERVATION				
CASH - DISTRICT CLERK PRESVATI	2,093.31	342.03	1,980.45-	454.89

ACCOUNT NAME	BEGINNING CASH BALANCE	CASH RECEIPTS	CASH DISBURSEMENTS	ENDING CASH BALANCE
INVESTMENTS	5,608.16	.93	.00	5,609.09
CASH INVESTED - LOGIC	.00	.00	.00	.00
CASH INVESTED - TEXSTAR	.00	.00	.00	.00
FUND TOTALS	7,701.47	342.96	1,980.45	6,063.98

2020 033 COUNTY/DISTRICT TECHNOLOGY FUN				
CASH - COUNTY/DISTRICT TECH INVESTMENTS	7,855.21	58.84	.00	7,914.05
CASH INVESTED - LOGIC	1,608.46	.31	.00	1,608.77
CASH INVESTED - TEXSTAR	.00	.00	.00	.00
FUND TOTALS	9,463.67	59.15	.00	9,522.82

2020 034 COURT REPORTER				
CASH - COURT REPORTER FUND INVESTMENTS	10,990.21	619.43	174.94	11,434.70
CASH INVESTED - LOGIC	19,431.10	3.40	.00	19,434.50
CASH INVESTED - TEXSTAR	.00	.00	.00	.00
FUND TOTALS	30,421.31	622.83	174.94	30,869.20

2020 035 PERMANENT IMPROVEMENT				
CASH - PERMANENT IMPROVEM	19,254.73	406,040.80	146,640.00	278,655.53
CASH INVESTED - TEXPOOL	1,456,338.09	208.30	400,000.00	1,056,546.39
CASH INVESTED - LOGIC	582,003.97	207.75	.00	582,211.72
CASH INVESTED - TEXSTAR	1,471,244.56	250.31	.00	1,471,494.87
STONE CASTLE	.00	.00	.00	.00
T-BILL INVESTMENTS	.00	.00	.00	.00
FUND TOTALS	3,528,841.35	406,707.16	546,640.00	3,388,908.51

2020 037 LAW ENFORCEMENT ED				
CASH - LAW ENFORCEMENT ED	9,851.89	917.34	.00	10,769.23
CASH INVESTED	10,608.33	1.86	.00	10,610.19
CASH INVESTED - LOGIC	.00	.00	.00	.00
CASH INVESTED - TEXSTAR	.00	.00	.00	.00
FUND TOTALS	20,460.22	919.20	.00	21,379.42

2020 038 JP TECH				
CASH - J P TECH FUND	22,878.91	190.60	1,902.84	21,166.67
INVESTMENTS	27,863.97	4.92	.00	27,868.89
CASH INVESTED - LOGIC	.00	.00	.00	.00
CASH INVESTED - TEXSTAR	.00	.00	.00	.00
FUND TOTALS	50,742.88	195.52	1,902.84	49,035.56

2020 040 LAW LIBRARY				
CASH - LAW LIBRARY	32,798.02	1,137.58	483.00	33,452.60
CASH INVESTED	117,001.89	20.69	.00	117,022.58
CASH INVESTED - LOGIC	26,406.57	9.41	.00	26,415.98
CASH INVESTED - TEXSTAR	.00	.00	.00	.00
FUND TOTALS	176,206.48	1,167.68	483.00	176,891.16

2020 041 CC LIBRARY FUND				
CASH - COOKE COUNTY LIBRA	14,482.95	707.05	333.73	14,856.27
CASH INVESTED	28,651.27	5.05	.00	28,656.32
CASH INVESTED - LOGIC	.00	.00	.00	.00
CASH INVESTED - TEXSTAR	31,482.45	5.36	.00	31,487.81
T-BILL INVESTMENTS	.00	.00	.00	.00
FUND TOTALS	74,616.67	717.46	333.73	75,000.40

2020 042 CC HISTORICAL COMM.				
CASH - COOKE CO. HISTORIC	3,613.59	6.28	.00	3,619.87

ACCOUNT NAME	BEGINNING CASH BALANCE	CASH RECEIPTS	CASH DISBURSEMENTS	ENDING CASH BALANCE
--------------	------------------------	---------------	--------------------	---------------------

2020 043 JP COURTHOUSE SECURITY	14,323.61	59.27	.00	14,382.88
CASH - JP COURTHOUSE SECURITY	5,325.57	.93	.00	5,326.50
CASH INVESTED - LOGIC	.00	.00	.00	.00
CASH INVESTED - TEXSTAR	10,561.40	1.83	.00	10,563.23
FUND TOTALS	30,210.58	62.03	.00	30,272.61

2020 044 COURTHOUSE SECURITY	28,472.59	1,451.09	.00	29,923.68
CASH - COURTHOUSE SECURIT	103,022.19	18.22	.00	103,040.41
CASH INVESTED - LOGIC	52,994.38	18.93	.00	53,013.31
CASH INVESTED - TEXSTAR	83,231.27	14.17	.00	83,245.44
FUND TOTALS	267,720.43	1,502.41	.00	269,222.84

2020 045 FLOOD DAMAGE	.00	.00	.00	.00
CASH - FLOOD DAMAGE	.00	.00	.00	.00
CASH INVESTED - TEXPOOL	.00	.00	.00	.00
CASH INVESTED - LOGIC	.00	.00	.00	.00
FUND TOTALS	.00	.00	.00	.00

2020 046 CHAPTER 19	712.10-	709.63	457.97-	460.44-
CASH - CHAPTER 19	.00	.00	.00	.00
INVESTMENTS	712.10-	709.63	457.97-	460.44-
FUND TOTALS	712.10-	709.63	457.97-	460.44-

2020 047 CC RECORDS MANAGEMENT	7,421.62	17.27	.00	7,438.89
CASH - CC RECORDS MANAGEMENT	5,000.00-	.00	.00	5,000.00-
INVESTMENTS - TEXPOOL	2,421.62	17.27	.00	2,438.89
FUND TOTALS	7,421.62	17.27	.00	7,438.89

2020 048 COUNTY RECORDS MANAGEMENT	947.37	617.66	5,119.55-	3,554.52-
CASH - RECORDS MANAGEMENT	19,807.24	2.64	.00	19,809.88
CASH INVESTED - TEXPOOL	55,798.90	19.92	.00	55,818.82
CASH INVESTED - LOGIC	16,576.07	2.81	.00	16,578.88
CASH INVESTED - TEXSTAR	93,129.58	643.03	5,119.55-	88,653.06
FUND TOTALS	947.37	617.66	5,119.55-	3,554.52-

2020 049 CC RECORDS PRESERVATION	19,160.13	10,295.87	.00	29,456.00
CASH - RECORDS PRESERVATI	506.54	.00	.00	506.54
CASH INVESTED - TEXPOOL	.00	.00	.00	.00
CASH INVESTED - LOGIC	568.46	.04	.00	568.50
CASH INVESTED - TEXSTAR	20,235.13	10,295.91	.00	30,531.04
FUND TOTALS	19,160.13	10,295.87	.00	29,456.00

2020 050 DIST CLERK RECORDS MANAGEMENT	10,275.45	292.68	.00	10,568.13
CASH - D C RECORDS MANAGEMENT	15,919.28	2.79	.00	15,922.07
CASH INVESTED - LOGIC	.00	.00	.00	.00
CASH INVESTED - TEXSTAR	.00	.00	.00	.00
FUND TOTALS	26,194.73	295.47	.00	26,490.20

2020 051 DISTRICT CLERK ARCHIVE	21,233.10	287.13	.00	21,520.23
DISTRICT CLERK ARCHIVE	4,244.72	.69	.00	4,245.41
INVESTMENTS	.00	.00	.00	.00
CASH INVESTED - LOGIC	.00	.00	.00	.00

ACCOUNT NAME	BEGINNING CASH BALANCE	CASH RECEIPTS	CASH DISBURSEMENTS	ENDING CASH BALANCE
2020 052 COUNTY CLERK ARCHIVE FEE				
CASH - RECORDS ARCHIVE INVESTMENTS	38,291.55	9,781.88	.00	48,073.43
CASH INVESTED - LOGIC	57,765.50	10.21	.00	57,775.71
CASH INVESTED - TEXSTAR	26,406.57	9.41	.00	26,415.98
FUND TOTALS	41,708.59	7.09	.00	41,715.68
	164,172.21	9,808.59	.00	173,980.80
2020 053 CA CHECK COLLECTING				
CASH - CHECK COLLECTING & INVESTMENTS	1,141.59	75.00	159.95-	1,056.64
CASH INVESTED - LOGIC	1,209.49	.31	.00	1,209.80
CASH INVESTED - TEXSTAR	.00	.00	.00	.00
FUND TOTALS	2,351.08	75.31	159.95-	2,266.44
2020 054 DA CHECK COLLECTING				
CASH - DA CHECK COLLECTING	150.34	.00	.00	150.34
CASH INVESTED	.00	.00	.00	.00
FUND TOTALS	150.34	.00	.00	150.34
2020 055 CO ATTY FORFEITURE				
FUND TOTALS	.00	.00	.00	.00
2020 056 DISTRICT ATTY FORFEITURE				
CASH - D.A. FORFEITURE FU	16,874.27	1,254.02	1,789.48-	16,338.81
CASH INVESTED - TEXPOOL	21,876.52	3.88	.00	21,880.40
CASH INVESTED - LOGIC	26,406.57	9.41	.00	26,415.98
CASH INVESTED - TEXSTAR	26,222.47	4.47	.00	26,226.94
FUND TOTALS	91,379.83	1,271.78	1,789.48-	90,862.13
2020 057 D A SEIZURE FUND				
CASH - SEIZURE-LAW INVESTMENTS	130,450.61	.00	6,853.00-	123,597.61
FUND TOTALS	130,450.61	.00	6,853.00-	123,597.61
2020 058 SHERIFF FORFEITURE				
CASH - SHERIFF FORFEITURE INVESTMENTS	20,720.44	8,951.59	6,131.20-	23,540.83
CASH INVESTED - LOGIC	65,594.16	11.61	.00	65,605.77
CASH INVESTED - TEXSTAR	26,406.57	9.41	.00	26,415.98
FUND TOTALS	66,915.38	11.39	.00	66,926.77
	179,636.55	8,984.00	6,131.20-	182,489.35
2020 059 JAIL COMMISSARY				
CASH - JAIL COMMISSARY	31,797.30	3,155.00	777.02-	34,175.28
CASH INVESTED - TEXPOOL	82,692.57	14.62	.00	82,707.19
CASH INVESTED - LOGIC	.00	.00	.00	.00
CASH INVESTED - TEXSTAR	51,236.22	8.74	.00	51,244.96
FUND TOTALS	165,726.09	3,178.36	777.02-	168,127.43
2020 061 2004 GO REPUNDING DEBT SERVICE				
CASH - 2004 GO REPUNDING D/S	186,964.94	7,456.64	.00	194,421.58
CASH INVESTED - TEXPOOL	55,734.20	9.88	.00	55,744.08
CASH INVESTED - LOGIC	259,819.58	92.74	.00	259,912.32
CASH INVESTED - TEXSTAR	47,041.51	7.99	.00	47,049.50
T-BILL INVESTMENTS	.00	.00	.00	.00

ACCOUNT NAME	BEGINNING CASH BALANCE	CASH RECEIPTS	CASH DISBURSEMENTS	ENDING CASH BALANCE
2020 088 STATE FEES				
CASH - STATE FEES	70,193.05	36,118.32	86,280.57	20,030.80
CASH INVESTED	9,143.01	1.61	.00	9,144.62
CASH INVESTED - LOGIC	.00	.00	.00	.00
CASH INVESTED - TEKSTAR	5,907.41	.96	.00	5,908.37
FUND TOTALS	85,243.47	36,120.89	86,280.57	35,083.79
2020 090 OFFICER'S TRUST				
CASH-OFFICERS TRUST	.00	.00	.00	.00
CASH INVESTED	.00	.00	.00	.00
CASH INVESTED - LOGIC	.00	.00	.00	.00
FUND TOTALS	.00	.00	.00	.00
2020 091 LIBRARY TRUST - LIDDELL				
CASH-LIBRARY TRUST/LIDDELL	800.27	72.24	41.02	831.49
CD INVESTMENT	15,000.00	.00	.00	15,000.00
FUND TOTALS	15,800.27	72.24	41.02	15,831.49
2020 092 LIBRARY TRUST - ROSENSTEIN				
CASH-LIBRARY TRUST/ROSENSTEIN	192.83	.33	.00	193.16
CD INVESTMENT	19,000.00	.00	.00	19,000.00
FUND TOTALS	19,192.83	.33	.00	19,193.16
2020 098 PAYROLL CLEARING				
CASH - PAYROLL CLEARING	.00	1,741,894.23	988,838.53	753,055.70
INVESTMENTS	.00	.00	.00	.00
FUND TOTALS	.00	1,741,894.23	988,838.53	753,055.70
2020 100 CHILD ABUSE PREVENTION FUND				
CASH-CHILD ABUSE PREVENTION	471.66	1.11	.00	472.77
CASH INVESTED	.00	.00	.00	.00
FUND TOTALS	471.66	1.11	.00	472.77
2020 101 PRETRIAL DIVERSION				
CASH-PRETRIAL DIVERSION	13,720.03	.00	.00	13,720.03
CASH INVESTED	.00	.00	.00	.00
CASH INVESTED - LOGIC	.00	.00	.00	.00
FUND TOTALS	13,720.03	.00	.00	13,720.03
2020 102 HOTEL OCCUPANCY TAX FUND				
CASH - HOTEL OCCUPANCY TAX	62,407.96	14,866.30	5,483.09	71,791.17
CASH INVESTED - TEKPOOL	189,214.33	33.46	.00	189,247.79
CASH INVESTED - LOGIC	.00	.00	.00	.00
CASH INVESTED - TEKSTAR	123,578.98	21.02	.00	123,600.00
FUND TOTALS	375,201.27	14,920.78	5,483.09	384,638.96
2020 103 HAVA GRANT FUND				
CASH - HAVA GRANT FUND	40,274.36	120,138.20	2,080.19	158,332.37
CASH INVESTED - TEKPOOL	.00	.00	.00	.00
CASH INVESTED - LOGIC	.00	.00	.00	.00
CASH INVESTED - TEKSTAR	.00	.00	.00	.00
FUND TOTALS	40,274.36	120,138.20	2,080.19	158,332.37
GRAND TOTALS	37,508,877.20	3,747,400.61	4,819,546.77	36,436,731.04