



**MONTHLY REPORT**

**DECEMBER 2020**


**PATTY BRENNAN**

**COOKE COUNTY TREASURER**


**FINANCIAL REPORTS**


December 2020


In accordance with Local Government Code 114.026, this affidavit states the current cash and reports in the custody of the county treasurer as of this date of December 31, 2020.


  
\_\_\_\_\_  
Jason Brinkley,  
Cooke County Judge

\_\_\_\_\_  
Gary Hollowell,  
Commissioner Pct. #1

  
\_\_\_\_\_  
Adam Arendt,  
Commission Pct. #3

  
\_\_\_\_\_  
Pam Harrison,  
Cooke County Clerk


  
\_\_\_\_\_  
Jason Snuggs,  
Commissioner Pct. #2

  
\_\_\_\_\_  
Leon Klement,  
Commissioner Pct. #4

FILED FOR RECORD

21 JAN 19 AM 11:46

PAM HARRISON  
COUNTY CLERK, COOKE CO. TX

BY  DEPUTY

**AFFIDAVIT**

STATE OF TEXAS

COUNTY OF COOKE


The members of the Commissioners' Court of Cooke County, Texas, state as follows:

The requirement of Subsection (C) of the Texas Local Government Code, §114.026 have been met for the term of **December 2020**. The amount of cash and other assets in the custody of the County Treasurer at the time of examination are:

Cash (includes on hand, money market accounts, and short term investments) **\$ 34,262,040.10**

Other Assets (long term investments) \$ 0.00.

Sworn to and subscribed this 19 day of JANUARY, 2021.


  
\_\_\_\_\_  
Jason Brinkley, Cooke County Judge

\_\_\_\_\_  
Gary Hollowell, Commissioner, Pct 1




\_\_\_\_\_  
Adam Arendt, Commissioner, Pct 3

  
\_\_\_\_\_  
Jason Snuggs, Commissioner, Pct 2

  
\_\_\_\_\_  
Leon Klement, Commissioner, Pct 4


ATTEST:

  
\_\_\_\_\_  
Pam Harrison, County Clerk

FILED FOR RECORD

21 JAN 19 AM 11:46

PAM HARRISON  
COUNTY CLERK, COOKE CO. TX

BY  DEPUTY

## C.D. INVESTMENTS

-----

### LANDMARK BANK

December 2020

<u>C.D.#</u>	<u>PURCHASE DATE</u>	<u>AMOUNT</u>	<u>MAT. DATE</u>
Library Liddell 7830	Jan 17, 2019	7,500.00	Jan 17, 2021
Library Liddell 7822	Jan 17, 2019	7,500.00	Jan 17, 2021
Library Rosenstein 5099	Dec 12, 2020	11,000.00	Dec 12, 2023
Library Rosenstein 5198	Dec 16, 2017	8,000.00	Mar 16, 2021

#### INT. EARNED MONTHLY:

2-Liddell CD's @ 1.90%  
Rosenstein #5099 CD @ 1.00%  
Rosenstein #5198 CD @ 1.05%

Interest is deposited into the Treasurer's Fund. The 4 Library's CDs' interest is deposited quarterly.

### PROSPERITY BANK

GEN/14401708	Sept 17, 2019	250,000.00	Sept 17, 2021
--------------	---------------	------------	---------------

#### INT. EARNED MONTHLY:

Gen CD @ 1.85%

Interest accrues monthly and is deposited monthly with depository bank into the Treasurer's Fund.

C.D. INVESTMENTS

-----

THE FIRST STATE BANK

December 2020

<u>C.D.#</u>	<u>PURCHASE DATE</u>	<u>AMOUNT</u>	<u>MAT. DATE</u>
GEN/6877	Dec17, 2020	250,000.00	Dec 17, 2022

INT. EARNED MONTHLY:

Gen CD @ .50% \*  
(\* With a Bump-up feature)

Interest accrues monthly and is deposited monthly with depository bank into the Treasurer's Fund.

MUENSTER STATE BANK

GEN/2254	Sept 17, 2017	250,000.00	Sept 17, 2021
----------	---------------	------------	---------------

INT. EARNED MONTHLY:

Gen CD @ 1.35%

Interest accrues monthly and is deposited monthly with depository bank into the Treasurer's Fund.

December 23, 2020 - December 31, 2020  
COOKE COUNTY

**Messages (continued)**

If you would like to receive email notifications when this document is posted online and you are not yet enrolled for eDelivery, log in to your brokerage account, select "Go Paperless" at the top of any page and follow the on-screen prompts for setup. Enrollment can be activated as quickly as the day you register, and you will be notified when documents are available in an online, password-protected portal.

Contact your investment professional if you have any questions about any of our efficient digital tools.

ProEquities, Inc. ("ProEquities") is a municipal advisor registered with the U.S. Securities and Exchange Commission ("SEC") and the Municipal Securities Rulemaking Board ("MSRB"). As such, ProEquities is subject to the regulations and rules on municipal advisor activities established by the SEC and MSRB. For more information about the Municipal Securities Rulemaking Board please visit their website at [www.msrb.org](http://www.msrb.org). Additionally, customers may access the MSRB Investor Brochure, which describes the protections that may be provided by the Municipal Securities Rulemaking Board rules and how to file a complaint with an appropriate regulatory authority, by accessing the following web page: <http://msrb.org/msrb1/pdfs/MSRB-Investor-Brochure.pdf>

**Activity Summary (All amounts shown are in base currency)**

	Credits This Period	Debits This Period	Net This Period	Credits Year-to-Date	Debits Year-to-Date	Net Year-to-Date
<b>Securities</b>						
Securities Bought	0.00	-.999,342.00	-.999,342.00	0.00	-.999,342.00	-.999,342.00
Securities Deposited	999,342.00	0.00	999,342.00	999,342.00	0.00	999,342.00
<b>Total Securities</b>	<b>\$999,342.00</b>	<b>-\$999,342.00</b>	<b>\$0.00</b>	<b>\$999,342.00</b>	<b>-\$999,342.00</b>	<b>\$0.00</b>
<b>Totals</b>	<b>\$999,342.00</b>	<b>-\$999,342.00</b>	<b>\$0.00</b>	<b>\$999,342.00</b>	<b>-\$999,342.00</b>	<b>\$0.00</b>

**Transactions in Date Sequence**

Process/ Settlement Date	Trade/ Transaction Date	Activity Type	Description	Quantity	Price	Accrued Interest	Amount	Currency
12/24/20	12/23/20	PURCHASED	UNITED STATES TREAS BILLS 0.000% 12/02/21 B/E DTD	1,000,000.000	99.9342		999,342.00	USD
		TSRYS5084348	12/03/20 SOLICITED ORDER YLD .070 TO MAT					
12/24/20		SECURITY DELIVERED	UNITED STATES TREAS BILLS 0.000% 12/02/21 B/E DTD	-1,000,000.000			999,342.00	USD
		91279655G0	12/03/20 /TIME/094902 COOKE COUNTY/16960003					
<b>Total Value of Transactions</b>							<b>\$0.00</b>	<b>USD</b>

The price and quantity displayed may have been rounded.

**INVESTMENTS-TEXPOOL**  
**PATTY BRENNAN, COOKE COUNTY TREASURER**  
**DECEMBER 2020**

ACCT NAME	BALANCE FORWARD	DEPOSITS	WITH- DRAWALS	CURRENT INTEREST	ENDING BALANCE
GENERAL	\$ 5,305,633.39	\$ -	\$ -	\$ 409.66	\$ 5,306,043.05
R & B -1	\$ 451,125.61	\$ -	\$ -	\$ 34.84	\$ 451,160.45
R & B -2	\$ 105,364.76	\$ -	\$ -	\$ 8.12	\$ 105,372.88
R & B -3	\$ 236,367.12	\$ -	\$ -	\$ 18.25	\$ 236,385.37
R & B -4	\$ 496,339.68	\$ -	\$ 95,000.00	\$ 34.22	\$ 401,373.90
FM & L	\$ 327,664.32	\$ -	\$ -	\$ 25.29	\$ 327,689.61
STATE FUNDS	\$ 9,149.06	\$ -	\$ -	\$ 0.63	\$ 9,149.69
TJPC	\$ 2,145.41	\$ -	\$ -	\$ 0.25	\$ 2,145.66
DIST CLK PRESERVATION	\$ 610.23	\$ -	\$ -	\$ -	\$ 610.23
COUNTY/DIST TECH	\$ 1,609.89	\$ -	\$ -	\$ -	\$ 1,609.89
ADULT PROB	\$ 203,903.96	\$ -	\$ -	\$ 15.73	\$ 203,919.69
COURT REP	\$ 9,441.22	\$ -	\$ -	\$ 0.68	\$ 9,441.90
PERM IMP	\$ 1,107,063.13	\$ -	\$ -	\$ 85.48	\$ 1,107,148.61
LAW ENFORCEMENT ED	\$ 10,615.32	\$ -	\$ -	\$ 0.87	\$ 10,616.19
JP-CH SECURITY	\$ 5,329.19	\$ -	\$ -	\$ 0.32	\$ 5,329.51
DIST CLK RECORDS MGMT	\$ 15,929.89	\$ -	\$ -	\$ 1.20	\$ 15,931.09
DIST CLK ARCHIVE	\$ 4,247.61	\$ -	\$ -	\$ 0.31	\$ 4,247.92
COUNTY ATTY CHECK COLLECT	\$ 1,210.20	\$ -	\$ -	\$ -	\$ 1,210.20
LAW LIBRARY	\$ 117,079.43	\$ -	\$ -	\$ 9.03	\$ 117,088.46
JP TECH	\$ 27,882.33	\$ -	\$ -	\$ 2.15	\$ 27,884.48
C H SECURITY	\$ 103,090.40	\$ -	\$ -	\$ 7.98	\$ 103,098.38
REC MGMT	\$ 14,817.06	\$ -	\$ -	\$ 1.18	\$ 14,818.24
REC PRESV	\$ 55,003.67	\$ -	\$ -	\$ 4.28	\$ 55,007.95
LIBRARY	\$ 28,670.30	\$ -	\$ -	\$ 2.20	\$ 28,672.50
ARCHIVE	\$ 57,803.80	\$ -	\$ -	\$ 4.47	\$ 57,808.27
DIST ATTY FORFEITURE	\$ 21,891.00	\$ -	\$ -	\$ 1.70	\$ 21,892.70
SHERIFF FORFEITURE	\$ 45,633.17	\$ -	\$ -	\$ 3.51	\$ 45,636.68
JAIL COMMISSARY	\$ 82,747.36	\$ -	\$ -	\$ 6.39	\$ 82,753.75
2004 GO-REFUNDING	\$ 105,774.56	\$ 100,000.00	\$ -	\$ 12.48	\$ 205,787.04
HOTEL/MOTEL TAX	\$ 189,339.74	\$ -	\$ -	\$ 14.68	\$ 189,354.42
<b>TOTAL: TREAS FUND</b>	<b>\$ 9,143,482.81</b>	<b>\$ 100,000.00</b>	<b>\$ 95,000.00</b>	<b>\$ 705.90</b>	<b>\$ 9,149,188.71</b>

YEAR - TO - DATE INTEREST	BAL FORWARD:	CURRENT INT.:	BALANCE:
	\$ 1,938.49	\$ 705.90	\$ 2,644.39

AVG. YEILD FOR DEC 2020                      0.09% MKT VALUE/ SHAR| \$                      1.00

**INVESTMENTS-TEX STAR  
PATTY BRENNAN, COOKE COUNTY TREASURER  
DECEMBER 2020**

ACCT NAME	BALANCE FORWARD	DEPOSITS	WITH- DRAWALS	CURRENT INTEREST	ENDING BALANCE
GENERAL	\$ 5,087,336.25	\$ -	\$ -	\$ 292.15	\$ 5,087,628.40
R & B -1	\$ 505,065.98	\$ -	\$ -	\$ 29.02	\$ 505,095.00
R & B -2	\$ 100,768.43	\$ -	\$ -	\$ 5.77	\$ 100,774.20
R & B -3	\$ 236,482.78	\$ -	\$ -	\$ 13.58	\$ 236,496.36
R & B -4	\$ 426,171.42	\$ -	\$ -	\$ 24.45	\$ 426,195.87
FM & L	\$ 335,490.59	\$ -	\$ -	\$ 19.28	\$ 335,509.87
ADULT PROBATION	\$ 204,127.08	\$ -	\$ -	\$ 11.70	\$ 204,138.78
PERM IMP	\$ 1,472,120.47	\$ -	\$ -	\$ 84.52	\$ 1,472,204.99
CC LIBRARY	\$ 31,501.20	\$ -	\$ -	\$ 1.82	\$ 31,503.02
JP- CH SECURITY	\$ 10,567.69	\$ -	\$ -	\$ 0.61	\$ 10,568.30
COURTHOUSE SECURITY	\$ 83,280.81	\$ -	\$ -	\$ 4.79	\$ 83,285.60
RECORDS MANAGEMENT	\$ 16,585.85	\$ -	\$ -	\$ 0.94	\$ 16,586.79
RECORDS PRESERVATION	\$ 568.65	\$ -	\$ -	\$ -	\$ 568.65
ARCHIVE FEES	\$ 41,733.45	\$ -	\$ -	\$ 2.40	\$ 41,735.85
2012 GO REFUNDING	\$ 97,071.90	\$ -	\$ -	\$ 5.59	\$ 97,077.49
STATE FEES	\$ 5,910.92	\$ -	\$ -	\$ 0.31	\$ 5,911.23
DIST ATTY FORFEITURE	\$ 26,238.13	\$ -	\$ -	\$ 1.52	\$ 26,239.65
SHERIFF FORFEITURE	\$ 20,946.70	\$ -	\$ -	\$ 1.22	\$ 20,947.92
JAIL COMMISSARY	\$ 51,266.76	\$ -	\$ -	\$ 2.93	\$ 51,269.69
HOTEL/MOTEL TAX	\$ 123,652.57	\$ -	\$ -	\$ 7.10	\$ 123,659.67
<b>TOTAL: TREAS FUND</b>	<b>\$ 8,876,887.63</b>	<b>\$ -</b>	<b>\$ -</b>	<b>\$ 509.70</b>	<b>\$ 8,877,397.33</b>

YEAR - TO - DATE INTEREST	BAL FORWARD	CURRENT INT.	BALANCE
	\$ 1,549.16	\$ 509.70	\$ 2,058.86

AVG. YEILD FOR DEC 2020                      0.07%    MKT VALUE / SHARE \$                      1.00



**INVESTMENTS-LOGIC**  
**PATTY BRENNAN, COOKE COUNTY TREASURER**  
**DECEMBER 2020**

ACCT NAME	BALANCE FORWARD	DEPOSITS	WITH-DRAWALS	CURRENT INTEREST	ENDING BALANCE
GENERAL	\$ 4,283,208.55	\$ -	\$ -	\$ 546.99	\$ 4,283,755.54
R & B -1	\$ 347,100.52	\$ -	\$ -	\$ 44.34	\$ 347,144.86
R & B -2	\$ 38,298.47	\$ -	\$ -	\$ 4.90	\$ 38,303.37
R & B -3	\$ 192,139.75	\$ -	\$ -	\$ 24.53	\$ 192,164.28
R & B -4	\$ 334,141.79	\$ -	\$ -	\$ 42.67	\$ 334,184.46
FM & L	\$ 106,108.39	\$ -	\$ -	\$ 13.56	\$ 106,121.95
ADULT PROBATION	\$ 158,981.44	\$ -	\$ -	\$ 20.31	\$ 159,001.75
PERM IMP	\$ 582,660.09	\$ -	\$ -	\$ 74.40	\$ 582,734.49
LAW LIBRARY	\$ 26,436.32	\$ -	\$ -	\$ 3.36	\$ 26,439.68
COURTHOUSE SECURITY	\$ 53,054.12	\$ -	\$ -	\$ 6.77	\$ 53,060.89
RECORDS MANAGEMENT	\$ 30,843.94	\$ -	\$ -	\$ 3.94	\$ 30,847.88
ARCHIVE FEES	\$ 26,436.32	\$ -	\$ -	\$ 3.36	\$ 26,439.68
DIST ATTY FORFEITURE	\$ 26,436.32	\$ -	\$ -	\$ 3.36	\$ 26,439.68
SHERIFF FOREITURE	\$ 26,436.32	\$ -	\$ -	\$ 3.36	\$ 26,439.68
2012 GO REFUNDING	\$ 260,112.49	\$ -	\$ -	\$ 33.20	\$ 260,145.69
<b>TOTAL: TREAS FUND</b>	<b>\$ 6,492,394.83</b>	<b>\$ -</b>	<b>\$ -</b>	<b>\$ 829.05</b>	<b>\$ 6,493,223.88</b>

YEAR - TO - DATE INTEREST	BAL FORWARD	CURRENT INT.	BALANCE
	\$ 2,028.62	\$ 829.05	\$ 2,857.67
<b>AVG. YEILD FOR DEC 2020</b>	<b>0.15%</b>	<b>MKT VALU/SHARE</b>	<b>\$ 1.00</b>

TOTALS

PRIOR MONTH ENDING BANK STATEMENT BALANCE \$4,754,113.52 233  
 CLEARED DEPOSITS \$7,069,615.67 3  
 CLEARED ADDITIONS \$91,973.66 417  
 CLEARED CHECKS \$2,848,920.43-  
 CLEARED DEDUCTIONS \$1,107,894.24- 5

CURRENT MONTH ENDING BANK STATEMENT BALANCE \$7,958,888.18

CURRENT MONTH ENDING BANK STATEMENT BALANCE \$7,958,888.18  
 OUTSTANDING DEPOSITS \$ .00  
 OUTSTANDING ADDITIONS \$ .00  
 OUTSTANDING CHECKS \$441,639.52- 371  
 OUTSTANDING DEDUCTIONS \$3,020.20- 1

RECONCILED BOOK BALANCE \$7,514,228.46

ENDING STATEMENT DATE 12/31/2020 CLERK: PB



5 January 2021

COOKE COUNTY  
PATTY BRENNAN  
101 S DIXON ST  
GAINESVILLE, TX 76240-4729

COLLATERAL REPORT as of: 31 December 2020

Pledgee Code: COKC

Demand Deposit Balance: \$9,565,672.75

C.D. Balance \$1,009,998.86

Amount in Excess of FDIC Ins: \$10,075,671.61

Required Pledge Amount: \$11,083,238.77

See attached detail report for amount and description of securities pledged to account.

Total Pledged Par Amount: \$11,311,515.00

Total Collateral Market Value\*: \$11,729,419.00

Total Other Collateral: \$ 0.00

\*Prices were obtained within five (5) days of the date of this report.

\*\*FDIC Insurance is calculated by FDIC rules\*\*

- Pricing supplied by various third party sources including INTERACTIVE DATA and BLOOMBERG INFORMATION SERVICES. Certain infrequently traded Municipal Securities may be priced by utilizing a pricing matrix derived from the current Municipal yield curve.
- Prices provided are indications only, and although derived from sources we believe reliable, they are not considered all-inclusive.

All securities are held at Raymond James.

# Reportfolio

Simmons First National Bank, Pine Bluff, AR  
 Published: 1/1/2021 5:53:10 PM

Management Report  
 Pledged To: COOKE COUNTY

Date: 31-Dec-20  
 Section V-C Page: 176

Safekkeeping		Description		Pool	Moody	Original Face	Pledged	Pledged	Pledged	Pledged
Code	Cusip	Maturity	Prerefund	Coupon	Sid/Foor	Percent	Face Value	Par Value	Book Value	Market Value
Location	Trans#	FAS 115								
FRSL	3138ESAM0	FNMA Pool #AL9911		AL9911		100.00%	\$10,000,000.00	\$1,058,117.16	\$1,114,148.58	\$1,110,631.52
	472040201708181	9/1/2039		2.817		30.00%	\$3,000,000.00			
	FEDERAL RESERVE BANK, ST. AFS									
FRSL	3138ESAM0	FNMA Pool #AL9911		AL9911		100.00%	\$10,000,000.00	\$705,411.44	\$742,765.72	\$740,421.01
	472040201708181	9/1/2039		2.817		20.00%	\$2,000,000.00			
	FEDERAL RESERVE BANK, ST. AFS									
2 MBS - Variable Rate										
FRSL	3136B7V40	FNR 2019-82 EV		3.000		85.44%	\$11,672,240.00	\$9,218,645.01	\$9,395,557.55	\$9,532,868.05
	540602202001221	5/25/2031		3.000			\$9,972,240.00			
	FEDERAL RESERVE BANK, ST. AFS									
FRSL	3137FR5D9	FHR 4949 CD		3.000		2.50%	\$500,000.00	\$329,341.74	\$337,791.35	\$345,498.09
	541265202001310	9/25/2038		3.000			\$500,000.00			
	FEDERAL RESERVE BANK, ST. AFS									
2 CMOs - Fixed Rate										
Total Pledged	4 To:	COK	COOKE COUNTY				\$15,472,240.00	\$11,311,515.34	\$11,590,263.21	\$11,729,418.66
				\$0.00			\$0.00			
				\$0.00			\$11,311,515.34			

\*\* If no data is shown, then there are no pledges for the current period.

PAGE 1 12/30/20 19:14:44  
ACTIVITY BAPN032N  
12/30/20 CC1 PROD

FEDERAL RESERVE BANK PLEDGEE

DISTRB PT J1  
CYCLE DATE 12-30-2020

PLEDGEE: COOKE COUNTY  
100 S. DIXON  
RM. 106

J7BM INSTITUTION ID: #J7BM

GAINESVILLE TX 76240

HOLDER : 082900432 - SIMMONS PB AR

RESP FRB:H2

ACCOUNT: J7BM - \*COOKE COUNTY

CUSIP # TRANSACTION ID

PAR AMOUNT CLOSING

PAR BAL BVF BOOK VALUE

3138ESAM0 FNAR XX.XXX WSAL9911 09-01-39

3,000,000.00 0.3527057200 1,058,117.16

1230 QMGBA001 000114

3,000,000.00+

PAGE 1 12/31/20 19:16:07  
ACTIVITY BAPN032N  
12/31/20 CC1 PROD

FEDERAL RESERVE BANK PLEDGEE

DISTRB PT J1  
CYCLE DATE 12-31-2020

PLEDGEE: COOKE COUNTY J7BM INSTITUTION ID: #J7BM  
100 S. DIXON  
RM. 106

GAINESVILLE TX 76240

HOLDER : 082900432 - SIMMONS PB AR RESP FRB:H2  
ACCOUNT: J7BM - \*COOKE COUNTY

CUSIP #	TRANSACTION ID	PAR AMOUNT	CLOSING
PAR BAL	BVF	BOOK VALUE	
3138ESAM0	FNAR XX.XXX WSAL9911		09-01-39
5,000,000.00	0.3527057200	1,763,528.60	
	1231 QMGBA002 000528		2,000,000.00+

PAGE 1 12/31/20 19:20:14  
HOLDINGS BAPN032N  
CC1 PROD

FEDERAL RESERVE BANK PLEDGEE

DISTRB PT J1  
AS OF CLOSE OF BUSINESS 12-31-2020

PLEDGEE: COOKE COUNTY J7BM INSTITUTION ID: #J7BM  
100 S. DIXON  
RM. 106

GAINESVILLE TX 76240

HOLDER : 082900432 - SIMMONS PB AR

RESP FRB:H2

ACCOUNT: J7BM - \*COOKE COUNTY

CUSIP #

BVF

PAR

BALANCE

BOOK VALUE

3136B7V40	FNRM CL082EV R19F082	05-25-31	0.9244307200
9,972,240.00	9,218,645.00		
3137FR5D9	FERM 4949CD 09/25/38	09-25-38	0.6586834700
500,000.00	329,341.74		
3138ESAM0	FNAR XX.XXX WSAL9911	09-01-39	0.3527057200
5,000,000.00	1,763,528.60		

SUBTOTAL :

15,472,240.00 11,311,515.34

GRAND TOTAL :

15,472,240.00 11,311,515.34



EL CAMPO, TX

# Pledge Security Listing

December 31, 2020

ID	CUSIP	Description	Safekeeping Location	Safekeeping Receipt	Coupon	Maturity Date	Call Date	Moody	S&P	Fitch	ASC 320	Face Amount	Current Par	Current Book Value	Market Value	Gain(Loss)
4226	3138W0Y19	FNMA #AS314	FHLB		2.50	01/01/2030		AAA	AA+	AAA	HTM	1,500,000	466,621.84	473,267.08	480,072.72	6,805.64
Total for COOKE COUNTY												1,500,000	466,621.84	473,267.08	480,072.72	6,805.64



DATE 01/19/2021 TIME 10:06

COMBINED STATEMENT OF CASH POSITION FOR DECEMBER

GELL102 PAGE 1

FUND NAME	CHECKING ACCOUNT	CHECKING AMOUNT	TD0A ACCOUNT	TD0A AMOUNT	FUND TOTAL
2021 001 GENERAL	TREAS FUND	5,246,035.44	TEXPOOL LOGIC TEXSTAR STONE CERT DEPOS	5,306,043.05 4,283,755.54 5,087,628.40 750,000.00	20,673,462.43
2021 011 ROAD & BRIDGE 1	TREAS FUND	486,607.82	TEXPOOL LOGIC TEXSTAR STONE	451,160.45 347,144.86 505,095.00	1,790,008.13
2021 012 ROAD & BRIDGE 2	TREAS FUND	493,043.64	TEXPOOL LOGIC TEXSTAR	105,372.88 38,303.37 100,774.20	737,494.09
2021 013 ROAD & BRIDGE 3	TREAS FUND	534,251.68	TEXPOOL LOGIC TEXSTAR	236,385.37 192,164.28 236,496.36	1,199,297.69
2021 014 ROAD & BRIDGE 4	TREAS FUND	529,699.24	TEXPOOL LOGIC TEXSTAR	401,373.90 334,184.46 426,195.87	1,691,453.47
2021 018 CERTZ TIF	TREAS FUND		TEXPOOL LOGIC		
2021 019 FM & LATERAL	TREAS FUND	43,722.10	TEXPOOL LOGIC TEXSTAR	327,689.61 106,121.95 335,509.87	813,043.53
2021 020 TJPC	TREAS FUND	31,572.74	TEXPOOL LOGIC TEXSTAR	2,145.66	33,718.40
2021 021 JUVENILE PROB-ISP	TREAS FUND		TEXPOOL LOGIC TEXSTAR		
2021 022 JUVENILE PROBATION	TREAS FUND	44,553.45	TEXPOOL LOGIC		44,553.45
2021 023 JUVENILE PROB. IV-E	TREAS FUND	102.79	TEXPOOL LOGIC TEXSTAR		102.79
2021 024 JUVENILE DELINQUENCY PREVENTN	TREAS FUND	5,129.03	TEXPOOL LOGIC TEXSTAR		5,129.03
2021 028 ADULT PROBATION	TREAS FUND	31,609.75	TEXPOOL LOGIC TEXSTAR	203,919.69 159,001.75 204,138.78	598,669.97
2021 029 COMMUNITY CORRECTIONS	TREAS FUND	17,618.16	TEXPOOL LOGIC		17,618.16
2021 031 CONTRACT ELECTIONS	TREAS FUND	15,863.68	TEXPOOL LOGIC		15,863.68

FUND NAME	CHECKING ACCOUNT	CHECKING AMOUNT	TDOA ACCOUNT	TDOA AMOUNT	FUND TOTAL
2021 032 DISTRICT CLERK PRESERVATION	TREAS FUND	436.44	TEXPOOL LOGIC	610.23	1,046.67
2021 033 COUNTY/DISTRICT TECHNOLOGY	TREAS FUND	8,327.31	TEXPOOL LOGIC	1,609.89	9,937.20
2021 034 COURT REPORTER	TREAS FUND	12,284.05	TEXPOOL LOGIC	9,441.90	21,725.95
2021 035 PERMANENT IMPROVEMENT	TREAS FUND	269,986.43	TEXPOOL LOGIC	1,107,148.61	3,432,074.52
2021 037 LAW ENFORCEMENT ED	TREAS FUND	9,095.99	TEXPOOL LOGIC	10,616.19	19,712.18
2021 038 JP TECH	TREAS FUND	19,318.13	TEXPOOL LOGIC	27,884.48	47,202.61
2021 040 LAW LIBRARY	TREAS FUND	37,915.44	TEXPOOL LOGIC	117,088.46	181,443.58
2021 041 CC LIBRARY FUND	TREAS FUND	15,974.46	TEXPOOL LOGIC	28,672.50	76,149.98
2021 042 CC HISTORICAL COMM.	TREAS FUND	2,462.06	TEXPOOL LOGIC	5,329.51	2,462.06
2021 043 JP COURTHOUSE SECURITY	TREAS FUND	16,642.81	TEXSTAR	10,568.30	32,540.62
2021 044 COURTHOUSE SECURITY	TREAS FUND	37,746.66	TEXPOOL LOGIC	103,098.38	277,191.53
2021 046 CHAPTER 19	TREAS FUND	602.54-	TEXPOOL LOGIC	602.54-	602.54-
2021 047 CC RECORDS MANAGEMENT	TREAS FUND	2,472.75	TEXPOOL LOGIC	2,472.75	2,472.75
2021 048 COUNTY RECORDS MANAGEMENT	TREAS FUND	7,412.06	TEXPOOL LOGIC	14,818.24	69,664.97
2021 049 CC RECORDS PRESERVATION	TREAS FUND	26,390.97	TEXPOOL LOGIC	55,007.95	69,664.97

FUND NAME	CHECKING ACCOUNT	CHECKING AMOUNT	TDOA ACCOUNT	TDOA AMOUNT	FUND TOTAL
2021 050 DIST CLERK RECORDS MANAGEMENT	TREAS FUND	11,281.60	TEXPOOL LOGIC	15,931.09	27,212.69
2021 051 DISTRICT CLERK ARCHIVE	TREAS FUND	23,113.10	TEXPOOL LOGIC	4,247.92	27,361.02
2021 052 COUNTY CLERK ARCHIVE FEE	TREAS FUND	56,811.53	TEXPOOL LOGIC	57,808.27	182,795.33
2021 053 CA CHECK COLLECTING	TREAS FUND	754.24	TEXPOOL LOGIC	41,735.85	1,964.44
2021 054 DA CHECK COLLECTING	TREAS FUND	150.34	TEXSTAR	1,210.20	150.34
2021 055 CO ATTY FORFEITURE	TREAS FUND	8,999.12	TEXSTAR	26,239.65	83,571.15
2021 056 DISTRICT ATTY FORFEITURE	TREAS FUND	20,497.61	TEXSTAR	26,439.68	193,166.90
2021 057 D A SEIZURE FUND	TREAS FUND	38,268.30	TEXSTAR	20,947.92	172,291.74
2021 058 SHERIFF FORFEITURE	TREAS FUND	242,104.26	TEXSTAR	51,269.69	805,114.48
2021 059 JAIL COMMISSARY	TREAS FUND	87,047.99	TEXSTAR	9,149.69	102,108.91
2021 061 2004 GO REFUNDING DEBT SERVIT	TREAS FUND	910.66	TEXSTAR	5,911.23	15,910.66
2021 091 LIBRARY TRUST - LIDDELL	TREAS FUND	158.50	TEXSTAR	19,000.00	19,158.50
2021 092 LIBRARY TRUST - ROSENSTEIN	TREAS FUND	476.86	TEXSTAR	13,720.03	476.86
2021 098 PAYROLL CLEARING	TREAS FUND	13,720.03	TEXSTAR		13,720.03
2021 100 CHILD ABUSE PREVENTION FUND	TREAS FUND		TEXSTAR		
2021 101 PRETRIAL DIVERSION	TREAS FUND		TEXSTAR		

COMBINED STATEMENT OF CASH POSITION FOR DECEMBER

FUND NAME	CHECKING ACCOUNT	CHECKING AMOUNT	TDOA ACCOUNT	TDOA AMOUNT	FUND TOTAL
2021 102 HOTEL OCCUPANCY TAX FUND	TREAS FUND	21,469.95	TEXPOOL LOGIC TEXSTAR	189,354.42	334,484.04
2021 103 HAVA GRANT FUND					
TOTAL		8,664,603.53		25,303,809.92	33,968,413.45

CHECK ACCOUNT  
ACCOUNT BALANCE - TREAS FUND 8,664,603.53

TOTAL 8,664,603.53

TDOA ACCOUNT  
ACCOUNT BALANCE - TEXPOOL 9,149,188.71  
ACCOUNT BALANCE - LOGIC 6,493,223.88  
ACCOUNT BALANCE - TEXSTAR 8,877,397.33  
ACCOUNT BALANCE - CERT DEPOS 784,000.00

TOTAL 25,303,809.92

ACCOUNT NAME	BEGINNING CASH BALANCE	CASH RECEIPTS	CASH DISBURSEMENTS	ENDING CASH BALANCE
2021 001 GENERAL				
CASH - GENERAL FUND	2,693,497.11	4,579,590.24	2,027,051.91-	5,246,035.44
CASH ON HAND	4,802.66	.00	.00	4,802.66
CASH INVESTED - TEXPOOL	5,305,633.39	409.66	.00	5,306,043.05
CASH INVESTED - LOGIC	4,283,208.55	546.99	.00	4,283,755.54
CASH INVESTED - TEXSTAR	5,087,336.25	292.15	.00	5,087,628.40
CASH INVESTED - STONE CASTLE	.00	1,000,000.00	.00	999,342.00
T-BILLS - INVESTMENTS	.00	.00	658.00-	750,000.00
CASH INVESTMENT-CD	750,000.00	.00	.00	750,000.00
FUND TOTALS	18,124,477.96	5,580,839.04	2,027,709.91-	21,677,607.09

2021 011 ROAD & BRIDGE 1				
CASH - ROAD & BRIDGE # 1	198,641.58	452,082.55	164,116.31-	486,607.82
CASH INVESTED - TEXPOOL	451,125.61	34.84	.00	451,160.45
CASH INVESTED - LOGIC	347,100.52	44.34	.00	347,144.86
CASH INVESTED - TEXSTAR	505,065.98	29.02	.00	505,095.00
STONE CASTLE	.00	.00	.00	.00
T-BILL INVESTMENTS	.00	.00	.00	.00
FUND TOTALS	1,501,933.69	452,190.75	164,116.31-	1,790,008.13

2021 012 ROAD & BRIDGE 2				
CASH - ROAD & BRIDGE # 2	177,168.68	451,849.59	135,974.63-	493,043.64
CASH INVESTED - TEXPOOL	105,364.76	8.12	.00	105,372.88
CASH INVESTED - LOGIC	38,298.47	4.90	.00	38,303.37
CASH INVESTED - TEXSTAR	100,768.43	5.77	.00	100,774.20
T-BILL INVESTMENTS	.00	.00	.00	.00
FUND TOTALS	421,600.34	451,868.38	135,974.63-	737,494.09

2021 013 ROAD & BRIDGE 3				
CASH - ROAD & BRIDGE # 3	205,066.01	452,206.74	123,021.07.	534,251.68
CASH INVESTED - TEXPOOL	236,367.12	18.25	.00	236,385.37
CASH INVESTED - LOGIC	192,139.75	24.53	.00	192,164.28
CASH INVESTED - TEXSTAR	236,482.78	13.58	.00	236,496.36
T-BILL INVESTMENTS	.00	.00	.00	.00
FUND TOTALS	870,055.66	452,263.10	123,021.07-	1,199,297.69

2021 014 ROAD & BRIDGE 4				
CASH - ROAD & BRIDGE # 4	152,737.52	546,847.22	169,885.50-	529,699.24
CASH INVESTED - TEXPOOL	496,339.68	34.22	95,000.00-	401,373.90
CASH INVESTED - LOGIC	334,141.79	42.67	.00	334,184.46
CASH INVESTED - TEXSTAR	426,171.42	24.45	.00	426,195.87
T-BILL INVESTMENTS	.00	.00	.00	.00
FUND TOTALS	1,409,390.41	546,948.56	264,885.50-	1,691,453.47

2021 018 CERTZ TIF				
CASH - CERTZ TIF	.00	.00	.00	.00
CASH INVESTED	.00	.00	.00	.00
CASH INVESTED - LOGIC	.00	.00	.00	.00
T-BILL INVESTMENT	.00	.00	.00	.00
FUND TOTALS	.00	.00	.00	.00

2021 019 FM & LATERAL				
CASH - F M & LATERAL	42,210.14	1,511.96	.00	43,722.10
CASH INVESTED	327,664.32	25.29	.00	327,689.61
CASH INVESTED - LOGIC	106,108.39	13.56	.00	106,121.95
CASH INVESTED - TEXSTAR	335,490.59	19.28	.00	335,509.87

ACCOUNT NAME	BEGINNING CASH BALANCE	CASH RECEIPTS	CASH DISBURSEMENTS	ENDING CASH BALANCE
2021 020 TUPC				
CASH - T.J.P.C.	37,868.83	24,002.36	30,298.45	31,572.74
CASH INVESTED - LOGIC	2,145.41	.25	.00	2,145.66
CASH INVESTED - TEXSTAR	.00	.00	.00	.00
FUND TOTALS	40,014.24	24,002.61	30,298.45	33,718.40
2021 021 JUVENILE PROB-ISP				
CASH - JUVENILE PROBATION INVESTMENTS	.00	.00	.00	.00
CASH INVESTED - LOGIC	.00	.00	.00	.00
CASH INVESTED - TEXSTAR	.00	.00	.00	.00
FUND TOTALS	.00	.00	.00	.00
2021 022 JUVENILE PROBATION				
CASH - JUV. PROB. DIV INVESTMENTS	44,408.73	144.72	.00	44,553.45
FUND TOTALS	44,408.73	144.72	.00	44,553.45
2021 023 JUVENILE PROB. IV-E				
CASH - IV-E	102.60	.19	.00	102.79
CASH INVESTED - LOGIC	.00	.00	.00	.00
CASH INVESTED - TEXSTAR	.00	.00	.00	.00
FUND TOTALS	102.60	.19	.00	102.79
2021 024 JUVENILE DELINQUENCY PREVENTN				
CASH - JUVENILE DELINQUENCY PR INVESTMENTS	5,122.12	6.91	.00	5,129.03
CASH INVESTED - LOGIC	.00	.00	.00	.00
CASH INVESTED - TEXSTAR	.00	.00	.00	.00
FUND TOTALS	5,122.12	6.91	.00	5,129.03
2021 028 ADULT PROBATION				
CASH - ADULT PROBATION	44,399.68	30,132.75	42,922.68	31,609.75
CASH ON HAND	75.00	.00	.00	75.00
CASH INVESTED - TEXPOOL	203,903.96	15.73	.00	203,919.69
CASH INVESTED - LOGIC	158,981.44	20.31	.00	159,001.75
CASH INVESTED - TEXSTAR	204,127.08	11.70	.00	204,138.78
FUND TOTALS	611,487.16	30,180.49	42,922.68	598,744.97
2021 029 COMMUNITY CORRECTIONS				
CASH - COMMUNITY CORRECTI INVESTMENTS	9,398.79	15,845.00	7,625.63	17,618.16
CASH INVESTED - LOGIC	.00	.00	.00	.00
FUND TOTALS	9,398.79	15,845.00	7,625.63	17,618.16
2021 031 CONTRACT ELECTIONS				
CASH - CONTRACT ELECTIONS	15,833.58	30.10	.00	15,863.68
CASH INVESTED - TEXPOOL	.00	.00	.00	.00
CASH INVESTED - LOGIC	.00	.00	.00	.00
FUND TOTALS	15,833.58	30.10	.00	15,863.68
2021 032 DISTRICT CLERK PRESERVATION				
CASH - DISTRICT CLERK PRESVATI	1,970.87	277.28	1,811.71	436.44

ACCOUNT NAME	BEGINNING CASH BALANCE	CASH RECEIPTS	CASH DISBURSEMENTS	ENDING CASH BALANCE
INVESTMENTS	610.23	.00	.00	610.23
CASH INVESTED - LOGIC	.00	.00	.00	.00
CASH INVESTED - TEXSTAR	.00	.00	.00	.00
FUND TOTALS	2,581.10	277.28	1,811.71	1,046.67

2021 033 COUNTY/DISTRICT TECHNOLOGY FUND

CASH - COUNTY/DISTRICT TECH INVESTMENTS	8,272.69	54.62	.00	8,327.31
CASH INVESTED - LOGIC	1,609.89	.00	.00	1,609.89
CASH INVESTED - TEXSTAR	.00	.00	.00	.00
FUND TOTALS	9,882.58	54.62	.00	9,937.20

2021 034 COURT REPORTER

CASH - COURT REPORTER FUND INVESTMENTS	13,823.44	737.41	2,276.80	12,284.05
CASH INVESTED - LOGIC	9,441.22	.68	.00	9,441.90
CASH INVESTED - TEXSTAR	.00	.00	.00	.00
FUND TOTALS	23,264.66	738.09	2,276.80	21,725.95

2021 035 PERMANENT IMPROVEMENT

CASH - PERMANENT IMPROVEM INVESTMENTS	71,576.16	206,038.56	7,628.29	269,986.43
CASH INVESTED - TEXPOOL	1,107,063.13	85.48	.00	1,107,148.61
CASH INVESTED - LOGIC	582,660.09	74.40	.00	582,734.49
CASH INVESTED - TEXSTAR	1,472,120.47	84.52	.00	1,472,204.99
STONE CASTLE	.00	.00	.00	.00
T-BILL INVESTMENTS	.00	.00	.00	.00
FUND TOTALS	3,233,419.85	206,282.96	7,628.29	3,432,074.52

2021 037 LAW ENFORCEMENT ED

CASH - LAW ENFORCEMENT ED INVESTMENTS	9,148.68	17.31	70.00	9,095.99
CASH INVESTED - LOGIC	10,615.32	.87	.00	10,616.19
CASH INVESTED - TEXSTAR	.00	.00	.00	.00
FUND TOTALS	19,764.00	18.18	70.00	19,712.18

2021 038 JP TECH

CASH - J P TECH FUND INVESTMENTS	19,874.99	130.50	687.36	19,318.13
CASH INVESTED - LOGIC	27,882.33	2.15	.00	27,884.48
CASH INVESTED - TEXSTAR	.00	.00	.00	.00
FUND TOTALS	47,757.32	132.65	687.36	47,202.61

2021 040 LAW LIBRARY

CASH - LAW LIBRARY	38,487.28	1,384.31	1,956.15	37,915.44
CASH INVESTED	117,079.43	9.03	.00	117,088.46
CASH INVESTED - LOGIC	26,436.32	3.36	.00	26,439.68
CASH INVESTED - TEXSTAR	.00	.00	.00	.00
FUND TOTALS	182,003.03	1,396.70	1,956.15	181,443.58

2021 041 CC LIBRARY FUND

CASH - COOKE COUNTY LIBRA	18,121.55	815.41	2,962.50	15,974.46
CASH INVESTED	28,670.30	2.20	.00	28,672.50
CASH INVESTED - LOGIC	.00	.00	.00	.00
CASH INVESTED - TEXSTAR	31,501.20	1.82	.00	31,503.02
T-BILL INVESTMENTS	.00	.00	.00	.00
FUND TOTALS	78,293.05	819.43	2,962.50	76,149.98

2021 042 CC HISTORICAL COMM.

CASH - COOKE CO. HISTORIC	2,462.06	4.67	4.67	2,462.06
---------------------------	----------	------	------	----------



ACCOUNT NAME	BEGINNING CASH BALANCE	CASH RECEIPTS	CASH DISBURSEMENTS	ENDING CASH BALANCE
2021 043 JP COURTHOUSE SECURITY				
CASH - JP COURTHOUSE SECURITY	16,590.10	52.71	.00	16,642.81
CASH INVESTED	5,329.19	.32	.00	5,329.51
CASH INVESTED - LOGIC	.00	.00	.00	.00
CASH INVESTED - TEXSTAR	10,567.69	.61	.00	10,568.30
FUND TOTALS	32,486.98	53.64	.00	32,540.62
2021 044 COURTHOUSE SECURITY				
CASH - COURTHOUSE SECURITY	36,337.06	1,409.60	.00	37,746.66
CASH INVESTED	103,090.40	7.98	.00	103,098.38
CASH INVESTED - LOGIC	53,054.12	6.77	.00	53,060.89
CASH INVESTED - TEXSTAR	83,280.81	4.79	.00	83,285.60
FUND TOTALS	275,762.39	1,429.14	.00	277,191.53
2021 046 CHAPTER 19				
CASH - CHAPTER 19	691.25	842.68	753.97	602.54
INVESTMENTS	.00	.00	.00	.00
FUND TOTALS	691.25	842.68	753.97	602.54
2021 047 CC RECORDS MANAGEMENT				
CASH - CC RECORDS MANAGEMENT	2,466.70	6.05	.00	2,472.75
INVESTMENTS - TEXPOOL	.00	.00	.00	.00
FUND TOTALS	2,466.70	6.05	.00	2,472.75
2021 048 COUNTY RECORDS MANAGEMENT				
CASH - RECORDS MANAGEMENT	12,064.13	612.30	5,264.37	7,412.06
CASH INVESTED - TEXPOOL	14,817.06	1.18	.00	14,818.24
CASH INVESTED - LOGIC	30,843.94	3.94	.00	30,847.88
CASH INVESTED - TEXSTAR	16,585.85	.94	.00	16,586.79
FUND TOTALS	74,310.98	618.36	5,264.37	69,664.97
2021 049 CC RECORDS PRESERVATION				
CASH - RECORDS PRESERVATION	16,496.45	9,894.52	.00	26,390.97
CASH INVESTED - TEXPOOL	55,003.67	4.28	.00	55,007.95
CASH INVESTED - LOGIC	.00	.00	.00	.00
CASH INVESTED - TEXSTAR	568.65	.00	.00	568.65
FUND TOTALS	72,068.77	9,898.80	.00	81,967.57
2021 050 DIST CLERK RECORDS MANAGEMENT				
CASH - D C RECORDS MANAGEMENT	11,024.29	257.31	.00	11,281.60
CASH INVESTED	15,929.89	1.20	.00	15,931.09
CASH INVESTED - LOGIC	.00	.00	.00	.00
CASH INVESTED - TEXSTAR	26,954.18	.00	.00	27,212.69
FUND TOTALS	53,908.36	258.51	.00	54,166.87
2021 051 DISTRICT CLERK ARCHIVE				
DISTRICT CLERK ARCHIVE	22,881.98	231.12	.00	23,113.10
INVESTMENTS	4,247.61	.31	.00	4,247.92
CASH INVESTED - LOGIC	.00	.00	.00	.00
CASH INVESTED - TEXSTAR	.00	.00	.00	.00
FUND TOTALS	27,129.59	231.43	.00	27,361.02
2021 052 COUNTY CLERK ARCHIVE FEE				
CASH - RECORDS ARCHIVE	54,081.12	9,350.41	6,620.00	56,811.53
INVESTMENTS	57,803.80	4.47	.00	57,808.27

ACCOUNT NAME	BEGINNING CASH BALANCE	CASH RECEIPTS	CASH DISBURSEMENTS	ENDING CASH BALANCE
CASH INVESTED - LOGIC	26,436.32	3.36	.00	26,439.68
CASH INVESTED - TEXSTAR	41,733.45	2.40	.00	41,735.85
FUND TOTALS	180,054.69	9,360.64	6,620.00	182,795.33

ACCOUNT NAME	BEGINNING CASH BALANCE	CASH RECEIPTS	CASH DISBURSEMENTS	ENDING CASH BALANCE
CASH - CHECK COLLECTING &	914.44	.00	160.20	754.24
CASH INVESTED	1,210.20	.00	.00	1,210.20
CASH INVESTED - LOGIC	.00	.00	.00	.00
CASH INVESTED - TEXSTAR	.00	.00	.00	.00
FUND TOTALS	2,124.64	.00	160.20	1,964.44

ACCOUNT NAME	BEGINNING CASH BALANCE	CASH RECEIPTS	CASH DISBURSEMENTS	ENDING CASH BALANCE
CASH DA CHECK COLLECTING	150.34	.00	.00	150.34
CASH INVESTED	.00	.00	.00	.00
FUND TOTALS	150.34	.00	.00	150.34

ACCOUNT NAME	BEGINNING CASH BALANCE	CASH RECEIPTS	CASH DISBURSEMENTS	ENDING CASH BALANCE
CO ATTY FORFEITURE	.00	.00	.00	.00
DISTRICT ATTY FORFEITURE	14,068.02	21.17	5,090.07	8,999.12
D.A. FORFEITURE FU	21,891.00	1.70	.00	21,892.70
TEXPOOL	26,436.32	3.36	.00	26,439.68
LOGIC	26,238.13	1.52	.00	26,239.65
TEXSTAR	88,633.47	27.75	5,090.07	83,571.15
FUND TOTALS	114,335.61	78,831.29	5,090.07	193,166.90

ACCOUNT NAME	BEGINNING CASH BALANCE	CASH RECEIPTS	CASH DISBURSEMENTS	ENDING CASH BALANCE
D A SEIZURE FUND	.00	.00	.00	.00
SEIZURE-LAW	114,335.61	.00	.00	114,335.61
INVESTMENTS	.00	.00	.00	.00
FUND TOTALS	114,335.61	78,831.29	.00	193,166.90

ACCOUNT NAME	BEGINNING CASH BALANCE	CASH RECEIPTS	CASH DISBURSEMENTS	ENDING CASH BALANCE
SHERIFF FORFEITURE	20,459.10	38.51	.00	20,497.61
SHERIFF FORFEITURE	45,633.17	3.51	.00	45,636.68
INVESTMENTS	26,436.32	3.36	.00	26,439.68
LOGIC	20,946.70	1.22	.00	20,947.92
TEXSTAR	113,475.29	46.60	.00	113,521.89
FUND TOTALS	113,475.29	46.60	.00	113,521.89

ACCOUNT NAME	BEGINNING CASH BALANCE	CASH RECEIPTS	CASH DISBURSEMENTS	ENDING CASH BALANCE
JAIL COMMISSARY	33,977.22	4,679.59	388.51	38,268.30
JAIL COMMISSARY	82,747.36	6.39	.00	82,753.75
TEXPOOL	.00	.00	.00	.00
LOGIC	51,266.76	2.93	.00	51,269.69
TEXSTAR	167,991.34	4,688.91	388.51	172,291.74
FUND TOTALS	167,991.34	4,688.91	388.51	172,291.74

ACCOUNT NAME	BEGINNING CASH BALANCE	CASH RECEIPTS	CASH DISBURSEMENTS	ENDING CASH BALANCE
GO REFUNDING DEBT SERVICE	89,014.70	253,089.56	100,000.00	242,104.26
GO REFUNDING D/S	105,774.56	100,012.48	.00	205,787.04
TEXPOOL	260,112.49	33.20	.00	260,145.69
LOGIC	97,071.90	5.59	.00	97,077.49
TEXSTAR	.00	.00	.00	.00
T-BILL INVESTMENTS	.00	.00	.00	.00
FUND TOTALS	551,973.65	353,140.83	100,000.00	805,114.48

ACCOUNT NAME	BEGINNING CASH BALANCE	CASH RECEIPTS	CASH DISBURSEMENTS	ENDING CASH BALANCE
STATE FEES	49,788.32	37,260.61	94.00	87,047.99
STATE FEES	9,149.06	.63	.00	9,149.69
LOGIC	.00	.00	.00	.00

ACCOUNT NAME	BEGINNING CASH BALANCE	CASH RECEIPTS	CASH DISBURSEMENTS	ENDING CASH BALANCE
2021 090 OFFICER'S TRUST	5,910.92	37,261.55	.00	102,108.91
CASH INVESTED - TEXTSTAR	64,848.30	.31	.94	5,911.23
FUND TOTALS				
2021 091 LIBRARY TRUST - LIDDELL	908.94	1.72	.00	910.66
CASH - LIBRARY TRUST/LIDDELL	15,000.00	.00	.00	15,000.00
CD INVESTMENT	15,908.94	1.72	.00	15,910.66
FUND TOTALS				
2021 092 LIBRARY TRUST - ROSENSTEIN	244.79	49.91	136.20	158.50
CASH - LIBRARY TRUST/ROSENSTEIN	19,000.00	.00	.00	19,000.00
CD INVESTMENT	19,244.75	49.91	136.20	19,158.50
FUND TOTALS				
2021 098 PAYROLL CLEARING	.00	1,675,398.76	1,675,398.76	.00
CASH - PAYROLL CLEARING	.00	.00	.00	.00
INVESTMENTS	.00	1,675,398.76	1,675,398.76	.00
FUND TOTALS				
2021 100 CHILD ABUSE PREVENTION FUND	475.97	.89	.00	476.86
CASH - CHILD ABUSE PREVENTION	.00	.00	.00	.00
CASH INVESTED	475.97	.89	.00	476.86
FUND TOTALS				
2021 101 PRETRIAL DIVERSION	13,720.03	.00	.00	13,720.03
CASH - PRETRIAL DIVERSION	.00	.00	.00	.00
CASH INVESTED	13,720.03	.00	.00	13,720.03
FUND TOTALS				
2021 102 HOTEL OCCUPANCY TAX FUND	12,313.72	14,756.23	5,600.00	21,469.95
CASH - HOTEL OCCUPANCY TAX	189,339.74	14.68	.00	189,354.42
CASH INVESTED - TEXPOOL	123,652.57	.00	.00	123,659.67
CASH INVESTED - LOGIC	325,306.03	7.10	.00	323,484.04
CASH INVESTED - TEXTSTAR		14,778.01	5,600.00	
FUND TOTALS				
2021 103 HAVA GRANT FUND	1,457.64	.00	.00	1,457.64
CASH - HAVA GRANT FUND	.00	.00	.00	.00
CASH INVESTED - TEXPOOL	.00	.00	.00	.00
CASH INVESTED - LOGIC	.00	.00	.00	.00
CASH INVESTED - TEXTSTAR	1,457.64	.00	.00	1,457.64
FUND TOTALS				
GRAND TOTALS	29,632,000.16	9,952,539.99	4,613,364.68	34,971,175.47