



**MONTHLY REPORT**

**SEPTEMBER 2019**


**PATTY BRENNAN**


**COOKE COUNTY TREASURER**


FINANCIAL REPORTS


SEPTEMBER 2019


In accordance with Local Government Code 114.026, this affidavit states the current cash and reports in the custody of the county treasurer as of this date of September 30, 2019.


  
Jason Brinkley,  
Cooke County Judge

  
Gary Hollowell,  
Commissioner Pct. #1

  
John Klement,  
Commission Pct. #3

  
Pam Harrison,  
Cooke County Clerk

  
Jason Snuggs,  
Commissioner Pct. #2

  
Leon Klement,  
Commissioner Pct. #4

FILED FOR RECORD

19 OCT 28 PM 12:31

PAM HARRISON  
COUNTY CLERK, COOKE CO. TX

BY  DEPUTY

AFFIDAVIT

STATE OF TEXAS

COUNTY OF COOKE


The members of the Commissioners' Court of Cooke County, Texas, state as follows:

The requirement of Subsection (C) of the Texas Local Government Code, §114.026 have been met for the term of September 2019. The amount of cash and other assets in the custody of the County Treasurer at the time of examination are:

Cash (includes on hand, money market accounts, and short term investments) \$ 33,608,277.17


Other Assets (long term investments) \$ 0.00.

Sworn to and subscribed this 28 day of October 2019.

  
\_\_\_\_\_  
Jason Brinkley, Cooke County Judge

  
\_\_\_\_\_  
Gary Hollowell, Commissioner, Pct 1

  
\_\_\_\_\_  
Jason Snuggs, Commissioner, Pct 2

  
\_\_\_\_\_  
John Klement, Commissioner, Pct 3

  
\_\_\_\_\_  
Leon Klement, Commissioner, Pct 4

ATTEST:

  
\_\_\_\_\_  
Pam Harrison, County Clerk

FILED FOR RECORD  
19 OCT 28 PM 12:31  
PAM HARRISON  
COUNTY CLERK, COOKE CO. TX  
BY  DEPUTY



EL CAMPO, TX

# Pledge Security Listing

September 30, 2019

ID	CUSIP	Description	Safetkeeping Location	Safetkeeping Receipt	Coupon	Maturity Date	Call Date	Moody	S&P	Fitch	ASC 320	Face Amount	Current Par	Current Book Value	Market Value	Gain(Loss)
<b>COOKE COUNTY</b>																
2047	3128MBNA1	FHLMC #G12885	PHLB	X	5.00	06/01/2021		AAA	AA+	AAA	HTM	157,950	662.00	662.00	665.90	3.90
2107	31410GSS8	FNMA #889257	PHLB	X	5.00	04/01/2021		AAA	AA+	AAA	HTM	105,405	383.29	383.29	386.36	3.07
3643	3125MMQK4	FHLMC #G18469	PHLB		2.00	05/01/2028		AAA	AA+	AAA	HTM	212,158	83,778.72	83,954.68	83,766.58	(188.09)
												<b>475,513</b>	<b>84,834.01</b>	<b>84,999.97</b>	<b>84,818.84</b>	<b>(181.12)</b>
<b>Total for COOKE COUNTY</b>																

Although the information in this report has been obtained from sources believed to be reliable, its accuracy cannot be guaranteed.

PAGE 1 09/30/19 19:29:43  
 HOLDINGS BAPN032N  
 CC3 PROD

FEDERAL RESERVE BANK PLEDGEE

DISTRB PT J1  
 AS OF CLOSE OF BUSINESS 09-30-2019

PLEDGEE: COOKE COUNTY  
 100 S. DIXON  
 RM. 106

J7BM INSTITUTION ID: #J7BM

GAINESVILLE TX 76240

HOLDER : 081500862 - LANDMARK BANK

RESP FRB:H1

ACCOUNT: J7BM - \*COOKE COUNTY

CUSIP #

BVF

PAR

BALANCE	BOOK VALUE		
3130A1XJ2	2.875 FHLB 24 RK	06-14-24	1.0000000000
800,000.00	800,000.00		
3130A5R35	2.875 FHLB 25 TG	06-13-25	1.0000000000
500,000.00	500,000.00		
31300LVH5	FMAR 848716 G	01-01-37	0.1676940700
200,000.00	33,538.81		
3133EJQC6	FCFR 03LI BR 20/02	02-25-20	1.0000000000
400,000.00	400,000.00		
3133TTX48	FGRA 2326ZQ 06/15/31	06-15-31	0.0763361800
300,000.00	22,900.85		
3133XDVS7	5.25 FHLB 20 EK	12-11-20	1.0000000000
700,000.00	700,000.00		
3133X8L34	5.365 FHLB 24 EE	09-09-24	1.0000000000
2,000,000.00	2,000,000.00		
3136ACLE9	FNRM RC025BD R13F025	03-25-33	0.3638868800
1,400,000.00	509,441.63		
3136ACU25	FNRM RC015DC R13F015	03-25-33	0.3799186500
500,000.00	189,959.33		
3136AKJK0	FNRM CL041CM R14F041	06-25-40	0.4138922500
1,000,000.00	413,892.25		
3137B1CT7	FGRM 4195LH 12/15/31	12-15-31	0.3222783200
600,000.00	193,366.99		
31392WB41	FGRM 2512PG 10/15/22	10-15-22	0.0747233800
400,000.00	29,889.35		
31394H2Q3	FGRM 2662DH 08/15/23	08-15-23	0.2413145200
1,200,000.00	289,577.42		
31395HVM9	FGRA 2896BZ 11/15/34	11-15-34	0.8276616300
200,000.00	165,532.33		
38374F2L7	GNRM 2004-24 ZM	04-20-34	0.6707472971
700,000.00	469,523.11		
			SUBTOTAL :
10,900,000.00	6,717,622.07		
			GRAND TOTAL :
10,900,000.00	6,717,622.07		

# Pledge Inventory Report

Landmark Bank  
Columbia, MO  
FROM 9/1/2019 TO 9/30/2019

Customer ID: 5961  
Report Date: 10/1/2019  
PAS Rep: Vance Roe  
Account Rep: Bob Fitzpatrick

Cusip	Description	Maturity Date	Intent	S&P	Market Price	Original Face	Book Value
Ticket	Location Code/Name	Group	Coupon	Moody	Maturity (Yr)	Par	Market Value
Pledged: J78M - COOKE COUNTY							
3133EJQC6	FED FARM CR BK	02/25/2020	AFS	AA+	9/30/2019	400,000.00	400,000.00
1142450	FED - FEDERAL RESERVE BANK	AG2	1.91225	Aaa	0.41	400,000.00	399,959.99
3130A1XJ2	FED HOME LN BK	06/14/2024	AFS	AA+	9/30/2019	800,000.00	821,109.26
1104690	FED - FEDERAL RESERVE BANK	AGY	2.87500	Aaa	4.71	800,000.00	844,656.01
3130A5R35	FEDERAL HOME LOAN BA	06/13/2025	AFS	AA+	9/30/2019	400,000.00	412,217.88
1102932	FED - FEDERAL RESERVE BANK	AGY	2.87500	Aaa	5.71	400,000.00	425,471.98
3130A5R35	FEDERAL HOME LOAN BA	06/13/2025	AFS	AA+	9/30/2019	100,000.00	102,354.35
1104689	FED - FEDERAL RESERVE BANK	AGY	2.87500	Aaa	5.71	100,000.00	106,368.00
3133X8L34	FED HOME LN BK	09/09/2024	AFS	AA+	9/30/2019	2,000,000.00	2,282,258.61
1087540	FED - FEDERAL RESERVE BANK	AGY	5.36500	Aaa	4.95	2,000,000.00	2,349,779.96
3133XDVS7	FED HOME LN BK	12/11/2020	AFS	AA+	9/30/2019	700,000.00	726,479.69
933583	FED - FEDERAL RESERVE BANK	AGY	5.25000	Aaa	1.20	700,000.00	727,929.99
31300LVH5	FHLMC ARM POOL #8487	01/01/2037	AFS	AA+	9/30/2019	200,000.00	35,448.42
851172	FED - FEDERAL RESERVE BANK	MB3	4.58000	NR	17.27	33,538.81	35,357.62
3133TTX48	M/mc remic ser 2326	06/15/2031	AFS	NR	9/30/2019	300,000.00	25,190.63
783451	FED - FEDERAL RESERVE BANK	MB4	6.50000	NR	11.72	22,900.85	25,409.73
3136ACLE9	FNM13025 BD	03/25/2033	AFS	NR	9/30/2019	1,400,000.00	498,750.45
879680	FED - FEDERAL RESERVE BANK	MB4	2.00000	NR	13.49	509,441.63	508,737.90
3136ACU25	FNM13015 DC	03/25/2033	AFS	NR	9/30/2019	500,000.00	186,119.32
881004	FED - FEDERAL RESERVE BANK	MB4	2.00000	NR	13.49	189,959.33	189,666.56
3136AKJK0	FNR 2014-41 CM	06/25/2040	AFS	NR	9/30/2019	1,000,000.00	400,387.78
916714	FED - FEDERAL RESERVE BANK	MB4	1.50000	NR	20.75	413,892.25	411,759.54
3137B1CT7	FHL4195 LH	12/15/2031	AFS	NR	9/30/2019	600,000.00	188,522.81
882621	FED - FEDERAL RESERVE BANK	MB4	1.50000	NR	12.22	193,366.99	190,732.15
31392WB41	FHL2512 PG	10/15/2022	AFS	NR	9/30/2019	400,000.00	30,887.25
719835	FED - FEDERAL RESERVE BANK	MB4	5.50000	NR	3.04	29,889.35	30,691.91

This report reflects information submitted to us by the customer. It is not intended to be used as the official record of safekeeping location and/or pledged holdings. This information should be provided by the customer's safekeeper.

# Pledge Inventory Report

Landmark Bank  
Columbia, MO  
FROM 9/1/2019 TO 9/30/2019

Customer ID: 5951  
Report Date: 10/1/2019  
PAS Rep: Vance Roe  
Account Rep: Bob Fitzpatrick

Cusip Ticket	Description Location Code/Name	Maturity Date Group	Intent Coupon	S&P Moody	Market Price Dt Maturity (Yr)	Original Face Par	Book Value Market Value
Pledged: J7BM - COOKE COUNTY							
31394H2Q3 887207	FHL2662 DH FED - FEDERAL RESERVE BANK	08/15/2023 MB4	AFS 5.00000	NR	9/30/2019 3.88	1,200,000.00 289,577.42	300,434.92 300,907.13
31395HV/M9 856892	FHL2896 BZ FED - FEDERAL RESERVE BANK	11/15/2034 MB4	AFS 5.00000	Nr	9/30/2019 15.14	200,000.00 185,532.33	178,134.87 180,583.23
38374F2L7 844138	GNNM04024 ZM FED - FEDERAL RESERVE BANK	04/20/2034 MB4	AFS 5.00000	Nr	9/30/2019 14.56	700,000.00 469,523.10	514,937.32 517,060.99
16	Total Pledged: J7BM - COOKE COUNTY					10,900,000.00 6,717,822.06	7,103,233.56 7,245,072.71

This report reflects information submitted to us by the customer. It is not intended to be used as the official record of safekeeping location and/or pledged holdings. This information should be provided by the customer's safekeeper.

Landmark Bank, N.A.

Cooke County

As of: Monday, September 30, 2019

*Detail Section:*

<u>Account No.</u>	<u>Balance</u>	<u>Int Rate</u>	<u>Type</u>	<u>Officer</u>
28002408	\$0	0.00%	TDSV	R1B
28002416	\$0	0.00%	TDSV	R1B
28900090	\$158,847	0.00%	CK	R1B
28900287	\$2,761,008	0.70%	CK	R1B
28900325	\$11,500	0.00%	CK	R1B
28900333	\$0	0.00%	CK	R1B
28900341	\$0	0.00%	CK	R1B
28900368	\$48,973	0.70%	CK	R1B
28900376	\$65,022	0.00%	CK	R1B
28900384	\$8,145	0.00%	CK	R1B
28900392	\$1,505	0.00%	CK	R1B
28900406	\$47,796	0.00%	CK	R1B
28900414	\$505	0.00%	CK	R1B
28900422	\$0	0.00%	CK	R1B
28900449	\$0	0.00%	CK	R1B
28900457	\$0	0.00%	CK	R1B
28900465	\$0	0.00%	CK	R1B
28900481	\$104,246	0.00%	CK	R1B
28900511	\$1,625	0.00%	CK	R1B
28900538	\$1,564	0.00%	CK	R1B
28901259	\$3,465	0.00%	CK	ELE
28901593	\$24,388	0.00%	CK	JDH
4170003539	\$76,300	0.00%	CK	R1B
4170009684	\$0	0.00%	CK	R1B
4170009700	\$5,036	0.00%	CK	R1B
4170013934	\$0	0.00%	CK	JDH
4170023065	\$0	0.00%	CK	R1B
4170045332	\$15,397	0.00%	CK	T1G
4170049177	\$0	0.00%	CK	T1G
4170056479	\$604,361	0.00%	CK	T1G
4170056487	\$24,000	0.00%	CK	T1G
4170800744	\$0	0.00%	TDSV	JDH
4170800751	\$0	0.00%	TDSV	JDH
4170801528	\$0	0.00%	TDSV	R1B
4170801536	\$0	0.00%	TDSV	R1B
4170802286	\$0	0.00%	TDSV	JDH
4170802294	\$0	0.00%	TDSV	JDH
4170802849	\$0	0.00%	TDSV	JDH

10/2/2019 10:37:21 AM



4170802856	\$0	0.00%	TDSV	JDH
4170803896	\$0	0.00%	TDSV	R1B
4170803904	\$0	0.00%	TDSV	R1B
4170804019	\$0	0.00%	TDSV	R1B
4170804142	\$0	0.00%	TDSV	R1B
4170804159	\$0	0.00%	TDSV	R1B
4170804415	\$0	0.00%	TDSV	T1G
4170804423	\$0	0.00%	TDSV	T1G
4170804761	\$0	0.00%	TDSV	T1G
4170804779	\$0	0.00%	TDSV	T1G
4170805073	\$0	0.00%	TDSV	T1G
4170805081	\$0	0.00%	TDSV	T1G
4170805198	\$8,000	1.05%	TDSV	JDH
4170805677	\$0	0.00%	TDSV	T1G
4170805685	\$0	0.00%	TDSV	T1G
4170806451	\$0	0.00%	TDSV	T1G
4170806469	\$0	0.00%	TDSV	T1G
4170806691	\$0	0.00%	TDSV	T1G
4170806709	\$0	0.00%	TDSV	T1G
4170807095	\$0	0.00%	TDSV	T1G
4170807103	\$0	0.00%	TDSV	T1G
4170807822	\$7,500	1.90%	TDSV	T1G
4170807830	\$7,500	1.90%	TDSV	T1G
4170808333	\$500,000	2.34%	TDSV	T1G
4170808341	\$500,000	2.34%	TDSV	T1G

*Collateral Section:*

<u>Description / LOC No.</u>	<u>Amount</u>	<u>Maturity Date</u>
Securities - Market Value	\$7,245,073	(See add'l report)

*Pledge Report Summary:*

Total Deposits	\$	4,986,683
Plus Additional Coverage (per Agreement)	\$	0
Total Collateral Needed	\$	<u>4,986,683</u>
Collateral Pledged	\$	7,245,073
FDIC Insurance	\$	250,000
Total Collateral Provided	\$	<u>7,495,073</u>
Total Public Funding Excess / (Needed)	\$	<u>2,508,390</u>

**INVESTMENTS-TEX STAR**  
**PATTY BRENNAN, COOKE COUNTY TREASURER**  
**SEPTEMBER 2019**

ACCT NAME	BALANCE FORWARD	DEPOSITS	WITH-DRAWALS	CURRENT INTEREST	ENDING BALANCE
GENERAL	\$ 6,120,073.11	\$ -	\$ -	\$ 10,594.68	\$ 6,130,667.79
R & B -1	\$ 524,896.75	\$ -	\$ -	\$ 908.69	\$ 525,805.44
R & B -2	\$ 337,342.35	\$ -	\$ 75,000.00	\$ 475.92	\$ 262,818.27
R & B -3	\$ 452,883.19	\$ -	\$ -	\$ 784.00	\$ 453,667.19
R & B -4	\$ 615,319.96	\$ -	\$ -	\$ 1,065.17	\$ 616,385.13
FM & L	\$ 339,248.78	\$ -	\$ -	\$ 587.32	\$ 339,836.10
ADULT PROBATION	\$ 196,770.07	\$ -	\$ -	\$ 340.64	\$ 197,110.71
PERM IMP	\$ 1,173,361.41	\$ -	\$ 40,000.00	\$ 1,973.62	\$ 1,135,335.03
CC LIBRARY	\$ 31,167.20	\$ -	\$ -	\$ 53.96	\$ 31,221.16
JP- CH SECURITY	\$ 10,455.60	\$ -	\$ -	\$ 18.11	\$ 10,473.71
COURTHOUSE SECURITY	\$ 67,430.01	\$ -	\$ -	\$ 116.75	\$ 67,546.76
RECORDS MANAGEMENT	\$ 16,410.09	\$ -	\$ -	\$ 28.39	\$ 16,438.48
RECORDS PRESERVATION	\$ 35,630.63	\$ -	\$ -	\$ 61.69	\$ 35,692.32
ARCHIVE FEES	\$ 41,290.96	\$ -	\$ -	\$ 71.49	\$ 41,362.45
2012 GO REFUNDING	\$ 175,325.90	\$ -	\$ -	\$ 303.54	\$ 175,629.44
STATE FEES	\$ 20,688.90	\$ -	\$ -	\$ 35.83	\$ 20,724.73
DIST ATTY FORFEITURE	\$ 25,959.81	\$ -	\$ -	\$ 44.95	\$ 26,004.76
SHERIFF FORFEITURE	\$ 41,070.59	\$ 20,000.00	\$ -	\$ 96.42	\$ 61,167.01
JAIL COMMISSARY	\$ 40,792.33	\$ -	\$ -	\$ 70.60	\$ 40,862.93
HOTEL/MOTEL TAX	\$ 142,314.73	\$ -	\$ -	\$ 246.39	\$ 142,561.12
<b>TOTAL: TREAS FUND</b>	<b>\$ 10,408,432.37</b>	<b>\$ 20,000.00</b>	<b>\$ 115,000.00</b>	<b>\$ 17,878.16</b>	<b>\$ 10,331,310.53</b>

YEAR - TO - DATE INTEREST	BAL FORWARD	CURRENT INT.	BALANCE
	\$ 243,040.16	\$ 17,878.16	\$ 260,918.32

AVG. YEILD FOR SEPT 2019                      2.11%    MKT VALUE / SHARE \$                      1.00

**INVESTMENTS-TEXPOOL**  
**PATTY BRENNAN, COOKE COUNTY TREASURER**  
**SEPTEMBER 2019**

ACCT NAME	BALANCE FORWARD	DEPOSITS	WITH-DRAWALS	CURRENT INTEREST	ENDING BALANCE
GENERAL	\$ 6,535,731.36	\$ -		\$ 11,621.93	\$ 6,547,353.29
R & B -1	\$ 545,418.54	\$ -	\$ 100,000.00	\$ 821.73	\$ 446,240.27
R & B -2	\$ 332,773.90	\$ -	\$ 100,000.00	\$ 443.62	\$ 233,217.52
R & B -3	\$ 472,263.78	\$ -	\$ 100,000.00	\$ 691.72	\$ 372,955.50
R & B -4	\$ 665,091.90	\$ -	\$ 80,000.00	\$ 1,064.18	\$ 586,156.08
FM & L	\$ 331,368.96	\$ -	\$ -	\$ 589.24	\$ 331,958.20
STATE FUNDS	\$ 58,719.98	\$ -	\$ -	\$ 104.42	\$ 58,824.40
TJPC	\$ 13,002.97	\$ -	\$ -	\$ 23.11	\$ 13,026.08
DIST CLK PRESERVATION	\$ 10,501.02	\$ -	\$ -	\$ 18.64	\$ 10,519.66
COUNTY/DIST TECH	\$ 1,592.04	\$ -	\$ -	\$ 2.80	\$ 1,594.84
ADULT PROB	\$ 216,336.01	\$ -	\$ -	\$ 384.68	\$ 216,720.69
JUV-ISP	\$ 5,027.19	\$ -	\$ -	\$ 8.95	\$ 5,036.14
COURT REP	\$ 19,230.10	\$ -	\$ -	\$ 34.22	\$ 19,264.32
PERM IMP	\$ 1,132,921.49	\$ -	\$ -	\$ 2,014.56	\$ 1,134,936.05
LAW ENFORCEMENT ED	\$ 10,498.81	\$ -	\$ -	\$ 18.63	\$ 10,517.44
JP-CH SECURITY	\$ 5,270.75	\$ -	\$ -	\$ 9.32	\$ 5,280.07
DIST CLK RECORDS MGMT	\$ 15,754.68	\$ -	\$ -	\$ 27.99	\$ 15,782.67
DIST CLK ARCHIVE	\$ 4,200.93	\$ -	\$ -	\$ 7.49	\$ 4,208.42
COUNTY ATTY CHECK COLLECT	\$ 2,682.69	\$ -	\$ -	\$ 4.79	\$ 2,687.48
LAW LIBRARY	\$ 105,850.48	\$ -	\$ -	\$ 188.25	\$ 106,038.73
JP TECH	\$ 17,647.02	\$ -	\$ -	\$ 31.39	\$ 17,678.41
C H SECURITY	\$ 101,956.32	\$ -	\$ -	\$ 181.30	\$ 102,137.62
REC MGMT	\$ 19,604.67	\$ -	\$ -	\$ 34.84	\$ 19,639.51
REC PRESV	\$ 55,719.20	\$ -	\$ -	\$ 99.05	\$ 55,818.25
LIBRARY	\$ 28,354.97	\$ -	\$ -	\$ 50.41	\$ 28,405.38
ARCHIVE	\$ 57,167.97	\$ -	\$ -	\$ 101.66	\$ 57,269.63
DIST ATTY FORFEITURE	\$ 31,549.77	\$ -	\$ -	\$ 56.12	\$ 31,605.89
SHERIFF FORFEITURE	\$ 94,580.09	\$ -	\$ -	\$ 168.17	\$ 94,748.26
JAIL COMMISSARY	\$ 81,836.98	\$ -	\$ -	\$ 145.55	\$ 81,982.53
2004 GO-REFUNDING	\$ 119,112.63	\$ -	\$ -	\$ 211.83	\$ 119,324.46
HOTEL/MOTEL TAX	\$ 167,399.47	\$ -	\$ -	\$ 297.68	\$ 167,697.15
<b>TOTAL: TREAS FUND</b>	<b>\$ 11,259,166.67</b>	<b>\$ -</b>	<b>\$ 380,000.00</b>	<b>\$ 19,458.27</b>	<b>\$ 10,898,624.94</b>

YEAR - TO - DATE INTEREST	BAL FORWARD:	CURRENT INT.:	BALANCE:
	\$ 246,499.94	\$ 19,458.27	\$ 265,958.21

AVG. YEILD FOR SEPT 2019                      2.16% MKT VALUE/ SHARI \$                      1.00

**INVESTMENTS-LOGIC**  
**PATTY BRENNAN, COOKE COUNTY TREASURER**  
**SEPTEMBER 2019**

ACCT NAME	BALANCE FORWARD	DEPOSITS	WITH- DRAWALS	CURRENT INTEREST	ENDING BALANCE
GENERAL	\$ 3,232,081.93	\$ -	\$ -	\$ 5,965.87	\$ 3,238,047.80
R & B -1	\$ 391,046.38	\$ -	\$ -	\$ 721.79	\$ 391,768.17
R & B -2	\$ 285,328.13	\$ -	\$ -	\$ 526.69	\$ 285,854.82
R & B -3	\$ 362,549.79	\$ -	\$ -	\$ 669.19	\$ 363,218.98
R & B -4	\$ 388,129.59	\$ -	\$ -	\$ 716.42	\$ 388,846.01
FM & L	\$ 104,635.48	\$ -	\$ -	\$ 193.13	\$ 104,828.61
ADULT PROBATION	\$ 156,774.53	\$ -	\$ -	\$ 289.37	\$ 157,063.90
PERM IMP	\$ 505,155.06	\$ -	\$ -	\$ 932.42	\$ 506,087.48
LAW LIBRARY	\$ 26,069.39	\$ -	\$ -	\$ 48.11	\$ 26,117.50
COURTHOUSE SECURITY	\$ 52,317.71	\$ -	\$ -	\$ 96.58	\$ 52,414.29
RECORDS MANAGEMENT	\$ 55,086.35	\$ -	\$ -	\$ 101.69	\$ 55,188.04
ARCHIVE FEES	\$ 26,069.39	\$ -	\$ -	\$ 48.11	\$ 26,117.50
DIST ATTY FORFEITURE	\$ 26,069.39	\$ -	\$ -	\$ 48.11	\$ 26,117.50
SHERIFF FOREITURE	\$ 26,069.39	\$ -	\$ -	\$ 48.11	\$ 26,117.50
2012 GO REFUNDING	\$ 182,126.62	\$ -	\$ -	\$ 336.16	\$ 182,462.78
<b>TOTAL: TREAS FUND</b>	<b>\$ 5,819,509.13</b>	<b>\$ -</b>	<b>\$ -</b>	<b>\$ 10,741.75</b>	<b>\$ 5,830,250.88</b>

YEAR - TO - DATE INTEREST	BAL FORWARD	CURRENT INT.	BALANCE
	\$ 126,591.60	\$ 10,741.75	\$ 137,333.35

AVG. YEILD FOR SEPT 2019                      2.25% MKT VALUE / SHAf \$                      1.00

**Cooke County**

Attn: Patty Brennan  
101 S. Dixon Street  
Gainesville, TX 76240

**Depositor Statement**

September 1, 2019 - September 30, 2019

Account #: 104791304900

**Account at-a-Glance**

Beginning Balance	2,010,981.70
+ Net Deposits	-10,981.70
+ Net Accrued Interest <sup>2</sup>	3,082.87
Ending Balance	2,003,082.87
Days In Period <sup>1</sup>	30
Average Daily Balance <sup>5</sup>	2,005,490.85
Net APR This Period <sup>6</sup>	1.8703%
Available Balance <sup>7</sup>	2,000,000.00

**Depositor Information**

Website: [www.ficaaccount.com](http://www.ficaaccount.com)

Support Center: (866) 343-5516

**Account Transactions**

Description	Date	Amount(USD\$)
Withdrawal	2019-09-16	-10,981.70

**Insured Depository Detail**

Depository Bank	FDIC Cert#	Balance(USD\$)
1st National Bank	6646	41.83
Admirals Bank	27015	120.57
Allegiance Bank Texas	58629	1,228.20
Alma Bank	58424	282.32
American National Bank	19300	6,082.81
American Pride Bank	58584	10.27
Ameris Bank	20504	3,968.76
Anstaff Bank	3869	99.84
Associated Bank National Association	5296	913.84
Axiom Bank, National Association	31390	632.17
Banc of California, National Association	35498	56,049.80
BancCentral National Association	4033	109.55
Bank Leumi USA	19842	10.26
Bank of China - New York Branch	33653	46,531.20
Bank of England	13303	514.90
Bank of Fayette County	10308	54.85
Bank of Missouri	1617	11,624.11
Bank of New England	24540	701.24
Bank of the Ozarks	110	2,952.78

**Cooke County**

Attn: Patty Brennan  
101 S. Dixon Street  
Gainesville, TX 76240

**Depositor Statement**

---

September 1, 2019 - September 30, 2019

Account #: 104791304900

Depository Bank	FDIC Cert#	Balance(USD\$)
Bank3	15205	727.95
BankUnited National Association	58979	1,907.40
Bankwell Bank	57368	4,326.07
Bar Harbor Bank & Trust	11971	3,869.74
Bennington State Bank	16402	56.11
Berkshire Bank	23621	428.34
Blue Ridge Bank, National Association	35274	254.07
Brunswick State Bank	13692	563.06
Busey Bank	16450	15.75
CBank	58434	88.00
CIBM Bank	11729	2,609.78
Cadence Bank N.A.	4999	978.83
Camden National Bank	4255	31,798.58
Campbell County Bank Inc.	16161	34.75
CapStar Bank	58823	4,250.90
Capital Bank National Association	35278	16.32
Capital One National Association	4297	3,482.93
Cedar Rapids Bank and Trust Company	57244	2,979.15
Cedar Rapids State Bank	18820	59.95
Centennial Bank	11241	785.04
CenterState Bank of Florida National Associat	33555	54,478.56
Central Bank	1756	463.79
Chemical Bank	1003	292.10
Cherokee State Bank	951	21.64
Chisholm Trail State Bank	21955	17.35
CVista Bank	12982	17,859.74
Citibank N.A.	7213	4,477.58
Citizens Bank	14851	1,107.55
Citizens National Bank of Bluffton	6531	1,568.42
CommerceWest Bank	57176	1,047.48
Commercial Bank of Nelson	12246	83.71
ConnectOne Bank	57919	20,877.69
Cornerstone Bank	5635	40.87
Cornerstone Bank	90282	57.62
Cornerstone Community Bank	58411	55.18
Covenant Bank	58502	1,051.78
Customers Bank	34444	280.17
Dedham Institution for Savings	23620	3,287.16
Dime Bank	9888	263.74
Dime Savings Bank of Williamsburgh	16012	13,932.49
Eagle Bank	90191	16.45
EagleBank	34742	10,344.38
Elderton State Bank	12985	27.19
Equity Bank	25858	15,629.91
Evergreen Bank Group	35230	3,621.99
Exchange Bank and Trust Company	13366	733.39
Farmers & Merchants Savings Bank	10492	311.78
Farmers Trust and Savings Bank	12858	255.20
Farmers Trust and Savings Bank	14195	131.83

**Cooke County**

Attn: Patty Brennan  
101 S. Dixon Street  
Gainesville, TX 76240

**Depositor Statement**

---

September 1, 2019 - September 30, 2019

Account #: 104791304900

Depository Bank	FDIC Cert#	Balance(USD\$)
Farmers and Merchants State Bank of	1599	411.28
Fayette Savings Bank SSB	31936	66.93
Federal Savings Bank	35518	45.54
Fifth Third Bank	6672	73,700.26
First Bank	58481	13,826.91
First Carolina Bank	35530	46,848.25
First Central Savings Bank	34969	16.33
First Commercial Bank	57069	12.13
First Community Bank of Bedford County	27211	5,646.15
First Community Bank of Western Kentucky	14735	148.59
First County Bank	18204	95.77
First Credit Bank	24332	428.58
First Federal Community Bank National Associa	29787	23.36
First Financial Bank	28905	192.40
First International Bank & Trust	10248	84.45
First Internet Bank of Indiana	34607	3,211.29
First Merchants Bank National Association	4365	3,167.50
First N.A.	4256	1,344.17
First National Bank	14712	19.27
First National Bank of Michigan	58259	26,427.82
First National Bank of Mifflintown	7613	153.96
First National Bank of Oklahoma	4211	63.88
First National Bank of Pennsylvania	7888	78,573.57
First Savings Bank Northwest	29058	4,432.54
First Sentinel Bank	31928	424.88
First State Bank	13622	231.17
First State Bank	11634	15.69
First State Bank of DeQueen	21805	807.12
First Virginia Community Bank	58696	69.03
First Western Trust Bank	57607	44.06
Flagship Community Bank	58113	151.91
Fort Jennings State Bank	13209	40.33
Franklin Savings Bank	19836	122.99
Franklin Synergy Bank	58714	82,047.69
Freedom National Bank	57254	208.63
GBC International Bank	22366	452.12
Georgia Banking Company	57071	10,132.87
Gold Coast Bank	58654	359.68
Grand Ridge National Bank	3674	294.06
Great Midwest Bank SSB	29657	340.39
Great Western Bank	15289	22,483.69
Guaranty Bank	28670	2,297.30
Happy State Bank	10359	52.68
Hardin County Bank	20993	407.97
Hawthorn Bank	10619	230.59
Hiawatha Bank and Trust Company	34488	69.96
High Plains Bank	418	230.94
Hinsdale Bank & Trust Company	33849	11.15
Home Exchange Bank	8884	407.16

**Cooke County**

Attn: Patty Brennan  
101 S. Dixon Street  
Gainesville, TX 76240

**Depositor Statement**

September 1, 2019 - September 30, 2019

Account #: 104791304900

Depository Bank	FDIC Cert#	Balance(USD\$)
Horizon Bank National Association	4360	748.83
IBERIABANK	28100	96,954.99
Idaho First Bank	58095	10.34
Independent Bank	3076	82,952.24
Inland Bank and Trust	22444	89.21
International City Bank National Association	25648	10,358.66
Investar Bank	58316	97,805.36
Ion Bank	18198	2,342.12
Iowa State Bank	950	85.73
Israel Discount Bank of New York	19977	243,196.49
Katahdin Trust Company	12874	10,521.68
Kennett National Bank	18879	29.31
Lake City Bank	13102	1,861.90
Landmark Community Bank	34982	531.72
Landmark National Bank	5826	321.34
Lead Bank	8283	335.67
Lee Bank	33645	127.42
Legends Bank	34936	147.98
Lewis & Clark Bank	58428	131.25
Lincoln Park Savings Bank (MHC)	28963	13.69
MINT National Bank	58764	45.56
MainStreet Bank	57742	947.57
Manufacturers Bank	18618	152.74
Mascoma Savings Bank	18013	356.04
Meramec Valley Bank	19200	112.57
Merchants & Planters Bank	16464	722.78
Merchants Bank of Indiana	8056	31,537.16
Meridian Bank	57777	28,626.81
MetaBank	30776	244.42
Metro Phoenix Bank	58402	17.59
Metropolitan National Bank	34699	844.85
Mid America Bank	11459	37.53
Mid Penn Bank	9889	5,834.73
Middlefield Banking Company	13716	95.42
Midwest Bank National Association	13255	393.30
Morris Bank	17910	30.94
MutualBank	27744	22.14
NebraskaLand National Bank	34811	295.41
NewBank	58203	69.80
NexBank SSB	29209	1,036.56
North Side Bank and Trust Company	9457	12.34
Northern Bank & Trust Company	18266	125.31
Northstar Bank	57097	60.02
Ohio Valley Bank Company	384	496.57
OneUnited Bank	23966	30.44
Open Bank	57944	31,992.43
Pacific Coast Bankers Bank	34252	192.11
Pacific Enterprise Bank	58415	1,122.67
Pacific Mercantile Bank	34940	3,299.39



**Cooke County**

Attn: Patty Brennan  
101 S. Dixon Street  
Gainesville, TX 76240

**Depositor Statement**

September 1, 2019 - September 30, 2019

Account #: 104791304900

Depository Bank	FDIC Cert#	Balance(USD\$)
Park National Bank	6653	16.64
Peapack-Gladstone Bank	11035	20.45
Peoples Bank	9489	20.88
Peoples Bank of Kentucky Inc.	16970	36,792.72
Piedmont Bank	58374	87.83
Pilot Bank	27045	188.24
Pinnacle Bank	10634	56.88
Pioneer Bank SSB	58577	157.16
Prairie State Bank and Trust	27362	1,397.33
Premier Bank	34384	2,727.69
Prime Alliance Bank	57920	183.61
PrimeSouth Bank	5694	32.82
Progress Bank and Trust	58719	73,510.51
PromiseOne Bank	58657	5,501.39
Providence Bank	1643	697.01
Provident Bank	90141	34.56
Reading Co-operative Bank	26620	1,066.41
Regent Bank	4160	243.70
Relyance Bank National Association	19371	87.83
RiverBend Bank	26708	76.71
RiverWood Bank	27932	192.30
Royal Savings Bank	28068	2,176.93
Salem Co-operative Bank	27824	22.45
Sandy Spring Bank	4865	9,516.01
Savoy Bank	58641	730.63
Seaside National Bank & Trust	58328	41.31
Seattle Bank	35139	28.57
Security Bank	5424	908.16
Security Bank and Trust Company	9172	640.12
Security First Bank	5415	973.56
Security State Bank	485	31.26
Security State Bank of Wewoka Oklahoma	8980	1,059.34
ServisFirst Bank	57993	70,603.65
Signature Bank	57053	207,316.39
Simmons First National Bank	3890	570.02
SmartBank	58463	18,201.59
South Story Bank & Trust	17348	60.68
SouthEast Bank	57348	256.54
Southern Bancorp Bank	1528	10.32
Southern Bank	28332	484.31
Southern States Bank	58558	26.56
St. Henry Bank	9871	567.85
Start Community Bank	58952	30.22
Success Bank	10127	13.00
SunTrust Bank	867	36,921.35
Sussex Bank	22221	903.23
Texas Capital Bank National Association	34383	59,085.45
Texas Heritage National Bank	3161	10.13
Third Coast Bank SSB	58716	6,841.04

## Cooke County

Attn: Patty Brennan  
101 S. Dixon Street  
Gainesville, TX 76240

## Depositor Statement

September 1, 2019 - September 30, 2019

Account #: 104791304900

Depository Bank	FDIC Cert#	Balance(USD\$)
Tradition Capital Bank	58057	313.28
Traditional Bank Inc.	2711	274.66
TriState Capital Bank	58457	3,089.68
Union Bank & Trust	34589	4,502.67
Union Bank Company	12969	66.87
United Bank	22858	56,263.80
Univest Bank and Trust Co.	7759	70.21
Valley National Bank	9396	3,098.44
Valliance Bank	57841	229.28
Verus Bank of Commerce	58025	693.19
Washington Trust Company of Westerly	23623	2,122.02
Webster Five Cents Savings Bank	90297	31.12
West Michigan Community Bank	22308	40.71
Westbury Bank	28400	38.00
Western Alliance Bank	57512	522.49
Western States Bank	58395	478.77
Westfield Bank FSB	57077	1,193.20
Woori America Bank	24920	4,153.39
Aggregate Net Accrued Interest <sup>3</sup>		3,082.87

<b>Total</b>	<b>2,003,082.87</b>
--------------	---------------------

## Disclosure Information

<sup>1</sup> The Federally Insured Cash Account ® ("FICA") is not a member of the Federal Deposit Insurance Corporation ("FDIC"), but the banks in which the money is deposited are FDIC members. The FDIC is an independent agency of the U.S. government that protects the funds depositors place in FDIC insured institutions. FDIC deposit insurance is backed by the full faith and credit of the U.S. government.

<sup>2</sup> Net Accrued Interest is the estimated amount of the accrued interest earned for the current month less any FICA Fee with respect to such interest. Net Accrued Interest cannot be withdrawn from the account until it is credited to the account. There is no guarantee that the account holder will receive the full amount as stated. Refer to the U.S. Bank Custodial Statement, provided via [ficcaccount.com](http://ficcaccount.com), for further details regarding interest earned and fees charged. Net Accrued Interest is for informational purposes only.

<sup>3</sup> Aggregate Net Accrued Interest is the sum of the current month's Net Accrued Interest and any prior period Net Accrued Interest not yet paid.

<sup>4</sup> Days In Period ("DIP") is the number of days in the period beginning on, and including the later of, the first day of the month or the business day an initial deposit is received by the FICA Custodian if received on or before 3:00PM EST or the business day immediately following if received after 3:00PM EST, and ending on, and including, the last day of the month. DIP does not include any date on which the balance is zero.

<sup>5</sup> Average Daily Balance is the sum of the beginning balance plus any deposits less any withdrawals averaged across number of days in Days In Period.

<sup>6</sup> Net APR This Period is the annualized rate that reflects the relationship between the net interest received plus any Net Accrued Interest and the Average Daily Balance for the statement period.

<sup>7</sup> Available Balance reflects the amount that can be withdrawn as of the date of the statement. This balance is the Ending Balance less the Aggregate Net Accrued Interest amount.

\*Interest will not accrue for balances of \$1,000.00 or lower

We encourage you to compare the information provided in our statement with the U.S. Bank custody statement. You may access the U.S. Bank custody statement by calling 1-866-343-5516.

StoneCastle Cash Management, LLC is an SEC Registered Investment Advisor. StoneCastle Cash Management, LLC is an affiliate of StoneCastle Partners, LLC, a leading asset management and financial services company dedicated to investing and serving the community banking sector. Performance data shown represents past performance, and is no guarantee of future results. Rates may change without notice. Please read the Terms and Conditions relating to the FICA program for more complete information and the governing terms of the account. Review your statement for accuracy. If you have any questions regarding your account, contact a FICA representative. Registration with the SEC does not imply a particular level of skill or training.

## C.D. INVESTMENTS

-----

### LANDMARK BANK

SEPTEMBER 2019

<u>C.D.#</u>	<u>PURCHASE DATE</u>	<u>AMOUNT</u>	<u>MAT. DATE</u>
GEN/4170808341	May 26, 2019	500,000.00	May 26, 2020
GEN/4170808333	May 26, 2019	500,000.00	May 26, 2020
Library Liddell 7830	Jan 17, 2019	7,500.00	Jan 17, 2021
Library Liddell 7822	Jan 17, 2019	7,500.00	Jan 17, 2021
Library Rosenstein 5099	Sept 12, 2017	11,000.00	Dec 12, 2020
Library Rosenstein 5198	Dec 16, 2017	8,000.00	Mar 16, 2021

#### INT. EARNED MONTHLY:

2-Gen CD's @ 2.34%  
2-Liddell CD's @ 1.90%  
2-Rosenstein CD's @ 1.05%

Interest is deposited into the Treasurer's Fund. The 2 Gen CDs' interest is deposited monthly, and the 4 Library's CDs' interest is deposited quarterly.

### PROSPERITY BANK

GEN/14401708	Sept 17, 2019	250,000.00	Sept 17, 2021
--------------	---------------	------------	---------------

#### INT. EARNED MONTHLY:

Gen CD @ .90% Through Sept 17, 2019  
Gen CD @ 1.85% After Sept 17, 2019

Interest accrues monthly and is deposited monthly with depository bank into the Treasurer's Fund.

C.D. INVESTMENTS

-----

THE FIRST STATE BANK

SEPTEMBER 2019

<u>C.D.#</u>	<u>PURCHASE DATE</u>	<u>AMOUNT</u>	<u>MAT. DATE</u>
GEN/71445	Sept 17, 2019	250,000.00	Dec 17, 2020

INT. EARNED MONTHLY:

Gen CD @ .90% Through Sept 17, 2019

Gen CD @ 1.50% After Sept 17, 2019

Interest accrues monthly and is deposited monthly with depository bank into the Treasurer's Fund.

MUENSTER STATE BANK

GEN/2254	Sept 17, 2017	250,000.00	Sept 17, 2021
----------	---------------	------------	---------------

INT. EARNED MONTHLY:

Gen CD @ .90% Through Sept 17, 2019

Gen CD @ 1.35% After Sept 17, 2019

Interest accrues monthly and is deposited monthly with depository bank into the Treasurer's Fund.

FUND NAME	CHECKING ACCOUNT	CHECKING AMOUNT	TDOA ACCOUNT	TDOA AMOUNT	FUND TOTAL
2019 001 GENERAL	TREAS FUND	1,244,690.18	TEXPOOL LOGIC TEXSTAR STONE CERT DEPOS	6,547,353.29 3,238,047.80 6,130,667.79 2,003,082.87 1,750,000.00	20,913,841.93
2019 011 ROAD & BRIDGE 1	TREAS FUND	128,623.77	TEXPOOL LOGIC TEXSTAR STONE	446,240.27 391,768.17 525,805.44	1,492,437.65
2019 012 ROAD & BRIDGE 2	TREAS FUND	135,701.78	TEXPOOL LOGIC TEXSTAR	233,217.52 285,854.82 262,818.27	917,592.39
2019 013 ROAD & BRIDGE 3	TREAS FUND	83,484.27	TEXPOOL LOGIC TEXSTAR	372,955.50 363,218.98 453,667.19	1,273,325.94
2019 014 ROAD & BRIDGE 4	TREAS FUND	96,049.12	TEXPOOL LOGIC TEXSTAR	586,156.08 388,846.01 616,385.13	1,687,436.34
2019 018 CERT2 TIF	TREAS FUND		TEXPOOL LOGIC		
2019 019 FM & LATERAL	TREAS FUND	14,353.79	TEXPOOL LOGIC TEXSTAR	331,958.20 104,828.61 339,836.10	790,976.70
2020 020 TUPC	TREAS FUND	13,965.29-	TEXPOOL LOGIC TEXSTAR	13,026.08	939.21-
2020 021 JUVENILE PROB-ISP	TREAS FUND	7,391.10	TEXPOOL LOGIC TEXSTAR	5,036.14	12,427.24
2019 022 JUVENILE PROBATION	TREAS FUND	15,761.58	TEXPOOL LOGIC		15,761.58
2019 023 JUVENILE PROB. IV-E	TREAS FUND	100.00	TEXPOOL LOGIC TEXSTAR		100.00
2020 028 ADULT PROBATION	TREAS FUND	51,182.74	TEXPOOL LOGIC TEXSTAR	216,720.69 157,063.90 197,110.71	622,078.04
2020 029 COMMUNITY CORRECTIONS	TREAS FUND	29,587.64	TEXPOOL LOGIC		29,587.64
2019 031 CONTRACT ELECTIONS	TREAS FUND	8,339.76	TEXPOOL LOGIC		8,339.76
2019 032 DISTRICT CLERK PRESERVATION	TREAS FUND	5,449.66	TEXPOOL LOGIC	10,519.66	

FUND NAME	CHECKING ACCOUNT	CHECKING AMOUNT	TDOA ACCOUNT	TDOA AMOUNT	FUND TOTAL
2019 033 COUNTY/DISTRICT TECHNOLOGY FTREAS FUND		6,593.09	TEXSTAR	1,594.84	15,969.32
2019 034 COURT REPORTER	TREAS FUND	16,834.93	TEXPOOL LOGIC TEXSTAR	19,264.32	8,187.93
2019 035 PERMANENT IMPROVEMENT	TREAS FUND	65,874.69	TEXPOOL LOGIC TEXSTAR STONE	1,134,936.05 506,087.48 1,135,335.03	36,099.25
2019 037 LAW ENFORCEMENT ED	TREAS FUND	7,714.08	TEXPOOL LOGIC TEXSTAR	10,517.44	2,842,233.25
2019 038 JP TECH	TREAS FUND	29,440.93	TEXPOOL LOGIC TEXSTAR	17,678.41	18,231.52
2019 040 LAW LIBRARY	TREAS FUND	34,143.51	TEXPOOL LOGIC TEXSTAR	106,038.73 26,117.50	47,119.34
2019 041 CC LIBRARY FUND	TREAS FUND	15,244.28	TEXPOOL LOGIC TEXSTAR	28,405.38 31,221.16	166,299.74
2019 042 CC HISTORICAL COMM.	TREAS FUND	3,547.93	TEXPOOL LOGIC TEXSTAR	5,280.07	74,870.82
2019 043 JP COURTHOUSE SECURITY	TREAS FUND	11,037.95	TEXPOOL LOGIC TEXSTAR	10,473.71	3,547.93
2019 044 COURTHOUSE SECURITY	TREAS FUND	36,808.18	TEXPOOL LOGIC TEXSTAR	102,137.62 52,414.28 67,546.76	26,791.73
2019 045 FLOOD DAMAGE	TREAS FUND		TEXPOOL LOGIC		258,906.85
2019 046 CHAPTER 19	TREAS FUND	483.89-	TEXPOOL		483.89-
2019 047 CC RECORDS MANAGEMENT	TREAS FUND	2,052.96	TEXPOOL		2,052.96
2019 048 COUNTY RECORDS MANAGEMENT	TREAS FUND	25,788.27	TEXPOOL LOGIC TEXSTAR	19,639.51 55,188.04 16,438.48	117,054.30
2019 049 CC RECORDS PRESERVATION	TREAS FUND	49,014.95	TEXPOOL LOGIC TEXSTAR	55,818.25 35,692.32	140,525.52

FUND NAME	CHECKING ACCOUNT	CHECKING AMOUNT	FDOA ACCOUNT	TDOA AMOUNT	FUND TOTAL
2019 050 DIST CLERK RECORDS MANAGEMENTREAS FUND	TREAS FUND	16,553.18	TEXPOOL LOGIC TEXSTAR	15,782.67	32,335.85
2019 051 DISTRICT CLERK ARCHIVE	TREAS FUND	18,506.38	TEXPOOL LOGIC TEXSTAR	4,208.42	22,714.80
2019 052 COUNTY CLERK ARCHIVE FEE	TREAS FUND	25,313.51	TEXPOOL LOGIC TEXSTAR	57,269.63 26,117.50 41,362.45	150,063.09
2019 053 CA CHECK COLLECTING	TREAS FUND	706.91	TEXPOOL LOGIC TEXSTAR	2,687.48	3,394.39
2019 054 DA CHECK COLLECTING	TREAS FUND	150.34	TEXPOOL		150.34
2019 055 CO ATTY FORFEITURE	TREAS FUND				
2019 056 DISTRICT ATTY FORFEITURE	TREAS FUND	16,655.37	TEXPOOL LOGIC TEXSTAR	31,605.89 26,117.50 26,004.76	100,383.52
2019 057 D A SEIZURE FUND	TREAS FUND	50,586.74	TEXPOOL		50,586.74
2019 058 SHERIFF FORFEITURE	TREAS FUND	37,647.90	TEXPOOL LOGIC TEXSTAR	94,748.26 26,117.50 61,167.01	219,680.67
2019 059 JAIL COMMISSARY	TREAS FUND	25,460.42	TEXPOOL LOGIC TEXSTAR	81,982.53 40,862.93	148,305.88
2019 061 2004 GO REFUNDING DEBT SERVITREAS FUND	TREAS FUND	33,181.06	TEXPOOL LOGIC TEXSTAR	119,324.46 182,462.78 175,629.44	510,597.74
2019 088 STATE FEES	TREAS FUND	87,627.01	TEXPOOL LOGIC TEXSTAR	58,824.40 20,724.73	167,176.14
2019 090 OFFICER'S TRUST	TREAS FUND		TEXPOOL		
2019 091 LIBRARY TRUST - LIDDELL	TREAS FUND	933.41	CERT DEPOS	15,000.00	15,933.41
2019 092 LIBRARY TRUST - ROSENSTEIN	TREAS FUND	821.40	CERT DEPOS	19,000.00	19,821.40
2019 098 PAYROLL CLEARING	PAYROLL				
2019 100 CHILD ABUSE PREVENTION FUND	TREAS FUND	350.36	TEXPOOL		350.36
2019 101 PRETRIAL DIVERSION	TREAS FUND	13,720.03	TEXPOOL		13,720.03
2019 102 HOTEL OCCUPANCY TAX FUND	TREAS FUND	22,140.71	TEXPOOL LOGIC	167,697.15	

FUND NAME	CHECKING ACCOUNT	CHECKING AMOUNT	FDOA ACCOUNT	FDOA AMOUNT	TDOA AMOUNT	FUND TOTAL
		-----	TEXSTAR	142,561.12	-----	332,398.98
TOTAL		2,460,716.69		30,847,269.22	-----	33,307,985.91



CHECK ACCOUNT

ACCOUNT BALANCE - TREAS FUND

CHECK  
2,460,716.69

TOTAL

2,460,716.69

TDOA ACCOUNT

TDOA

ACCOUNT BALANCE - TEXPOOL  
ACCOUNT BALANCE - LOGIC  
ACCOUNT BALANCE - TEXSTAR  
ACCOUNT BALANCE - STONE  
ACCOUNT BALANCE - CERT DEPOS

10,898,624.94  
5,830,250.88  
10,331,310.53  
2,003,082.87  
1,784,000.00

TOTAL

30,847,269.22

ACCOUNT NAME	BEGINNING CASH BALANCE	CASH RECEIPTS	CASH DISBURSEMENTS	ENDING CASH BALANCE
2019 001 GENERAL				
CASH - GENERAL FUND	2,152,905.26	818,126.14	1,726,341.22-	1,244,690.18
CASH ON HAND	2,069.00		.00	2,069.00
CASH INVESTED - TEXPOOL	6,535,731.36	11,621.93	.00	6,547,353.29
CASH INVESTED - LOGIC	3,232,081.93	5,965.87	.00	3,238,047.80
CASH INVESTED - TEXSTAR	6,120,073.11	10,594.68	.00	6,130,667.79
CASH INVESTED - STONE CASTLE	2,010,981.70	3,082.87	10,981.70-	2,003,082.87
T-BILLS - INVESTMENTS	.00	.00	.00	.00
CASH INVESTMENT-CD	1,750,000.00	.00	.00	1,750,000.00
FUND TOTALS	21,803,842.36	849,391.49	1,737,322.92-	20,915,910.93
2019 011 ROAD & BRIDGE 1				
CASH - ROAD & BRIDGE # 1	119,317.13	115,657.40	106,350.76-	128,623.77
CASH INVESTED - TEXPOOL	545,418.54	821.73	100,000.00-	446,240.27
CASH INVESTED - LOGIC	391,046.38	721.79	.00	391,768.17
CASH INVESTED - TEXSTAR	524,896.75	908.69	.00	525,805.44
STONE CASTLE	.00	.00	.00	.00
T-BILL INVESTMENTS	.00	.00	.00	.00
FUND TOTALS	1,560,678.80	118,109.61	206,350.76-	1,492,437.65
2019 012 ROAD & BRIDGE 2				
CASH - ROAD & BRIDGE # 2	111,269.30	240,677.77	216,245.29-	135,701.78
CASH INVESTED - TEXPOOL	332,773.90	443.62	100,000.00-	233,217.52
CASH INVESTED - LOGIC	285,328.13	526.69	.00	285,854.82
CASH INVESTED - TEXSTAR	337,342.35	475.92	75,000.00-	262,818.27
T-BILL INVESTMENTS	.00	.00	.00	.00
FUND TOTALS	1,066,713.68	242,124.00	391,245.29-	917,592.39
2019 013 ROAD & BRIDGE 3				
CASH - ROAD & BRIDGE # 3	97,878.01	115,637.05	130,030.79-	83,484.27
CASH INVESTED - TEXPOOL	472,263.78	631.72	100,000.00-	372,935.50
CASH INVESTED - LOGIC	362,549.79	669.19	.00	363,218.98
CASH INVESTED - TEXSTAR	452,883.19	784.00	.00	453,667.19
T-BILL INVESTMENTS	.00	.00	.00	.00
FUND TOTALS	1,385,574.77	117,781.96	230,030.79-	1,273,325.94
2019 014 ROAD & BRIDGE 4				
CASH - ROAD & BRIDGE # 4	134,848.46	95,644.99	134,444.33-	96,049.12
CASH INVESTED - TEXPOOL	665,091.90	1,084.18	80,000.00-	586,156.08
CASH INVESTED - LOGIC	388,129.59	716.42	.00	388,846.01
CASH INVESTED - TEXSTAR	615,319.96	1,085.17	.00	616,385.13
T-BILL INVESTMENTS	.00	.00	.00	.00
FUND TOTALS	1,803,389.91	98,490.76	214,444.33-	1,687,436.34
2019 018 CERTZ TIF				
CASH - CERTZ TIF	.00	.00	.00	.00
CASH INVESTED	.00	.00	.00	.00
CASH INVESTED - LOGIC	.00	.00	.00	.00
T-BILL INVESTMENT	.00	.00	.00	.00
FUND TOTALS	.00	.00	.00	.00
2019 019 FM & LATERAL				
CASH - FM & LATERAL	14,352.92	18.70	17.83-	14,353.79
CASH INVESTED	331,366.96	589.24	.00	331,956.20
CASH INVESTED - LOGIC	104,635.48	193.13	.00	104,828.61
CASH INVESTED - TEXSTAR	339,248.78	587.32	.00	339,836.10

ACCOUNT NAME	BEGINNING CASH BALANCE	CASH RECEIPTS	CASH DISBURSEMENTS	ENDING CASH BALANCE
2020 020 T3PC	14,663.45	.00	28,628.74	13,965.29
CASH INVESTED - T.J.P.C.	13,002.97	23.11	.00	13,026.08
CASH INVESTED - LOGIC	.00	.00	.00	.00
CASH INVESTED - TEXSTAR	.00	.00	.00	.00
FUND TOTALS	27,666.42	23.11	28,628.74	939.21
2020 021 JUVENILE PROB-ISP	7,395.36	5.74	.00	7,391.10
CASH - JUVENILE PROBATION INVESTMENTS	5,027.19	8.95	.00	5,036.14
CASH INVESTED - LOGIC	.00	.00	.00	.00
CASH INVESTED - TEXSTAR	.00	.00	.00	.00
FUND TOTALS	12,412.55	14.69	.00	12,427.24
2019 022 JUVENILE PROBATION	15,294.59	466.99	.00	15,761.58
CASH - JUV. PROB. DIV INVESTMENTS	15,294.59	466.99	.00	15,761.58
FUND TOTALS	15,294.59	466.99	.00	15,761.58
2019 023 JUVENILE PROB. IV-E	99.93	.07	.00	100.00
CASH - IV-E	99.93	.07	.00	100.00
CASH INVESTED - LOGIC	.00	.00	.00	.00
CASH INVESTED - TEXSTAR	.00	.00	.00	.00
FUND TOTALS	99.93	.07	.00	100.00
2020 028 ADULT PROBATION	20,844.11	58,710.01	28,371.38	51,182.74
CASH - ADULT PROBATION CASH ON HAND	75.00	.00	.00	75.00
CASH INVESTED - TEXPOOL	216,336.01	384.68	.00	216,720.69
CASH INVESTED - LOGIC	156,774.53	289.37	.00	157,063.90
CASH INVESTED - TEXSTAR	196,770.07	340.64	.00	197,110.71
FUND TOTALS	590,799.72	59,724.70	28,371.38	622,153.04
2020 029 COMMUNITY CORRECTIONS	18,986.69	15,724.00	5,123.05	29,587.64
CASH - COMMUNITY CORRECTI INVESTMENTS	.00	.00	.00	.00
CASH INVESTED - LOGIC	18,986.69	15,724.00	5,123.05	29,587.64
FUND TOTALS	18,986.69	15,724.00	5,123.05	29,587.64
2019 031 CONTRACT ELECTIONS	8,333.28	6.48	.00	8,339.76
CASH - CONTRACT ELECTIONS	8,333.28	6.48	.00	8,339.76
CASH INVESTED - TEXPOOL	.00	.00	.00	.00
CASH INVESTED - LOGIC	.00	.00	.00	.00
FUND TOTALS	8,333.28	6.48	.00	8,339.76
2019 032 DISTRICT CLERK PRESERVATION	6,141.07	534.48	1,225.89	5,449.66
CASH - DISTRICT CLERK PRESVATI INVESTMENTS	10,501.02	18.64	.00	10,519.66
CASH INVESTED - LOGIC	.00	.00	.00	.00
CASH INVESTED - TEXSTAR	.00	.00	.00	.00
FUND TOTALS	16,642.09	553.12	1,225.89	15,969.32
2019 033 COUNTY/DISTRICT TECHNOLOGY FUN	6,416.60	176.49	.00	6,593.09
CASH - COUNTY/DISTRICT TECH	6,416.60	176.49	.00	6,593.09

ACCOUNT NAME	BEGINNING CASH BALANCE	CASH RECEIPTS	CASH DISBURSEMENTS	ENDING CASH BALANCE
INVESTMENTS	1,592.04	2.80	.00	1,594.84
CASH INVESTED - LOGIC	.00	.00	.00	.00
CASH INVESTED - TEXSTAR	.00	.00	.00	.00
FUND TOTALS	8,008.64	179.29	.00	8,187.93

ACCOUNT NAME	BEGINNING CASH BALANCE	CASH RECEIPTS	CASH DISBURSEMENTS	ENDING CASH BALANCE
INVESTMENTS	19,230.10	34.22	.00	19,264.32
CASH INVESTED - LOGIC	.00	.00	.00	.00
CASH INVESTED - TEXSTAR	.00	.00	.00	.00
FUND TOTALS	35,542.38	811.87	255.00	36,099.25

ACCOUNT NAME	BEGINNING CASH BALANCE	CASH RECEIPTS	CASH DISBURSEMENTS	ENDING CASH BALANCE
INVESTMENTS	1,132,921.49	2,014.56	.00	1,134,936.05
CASH INVESTED - LOGIC	505,155.06	932.42	.00	506,087.48
CASH INVESTED - TEXSTAR	1,173,361.51	1,973.62	40,000.00	1,135,335.03
STONE CASTLE	.00	.00	.00	.00
T-BILL INVESTMENTS	.00	.00	.00	.00
FUND TOTALS	2,850,839.50	46,333.75	55,000.00	2,842,233.25

ACCOUNT NAME	BEGINNING CASH BALANCE	CASH RECEIPTS	CASH DISBURSEMENTS	ENDING CASH BALANCE
INVESTMENTS	10,498.81	18.63	.00	10,517.44
CASH INVESTED - LOGIC	.00	.00	.00	.00
CASH INVESTED - TEXSTAR	.00	.00	.00	.00
FUND TOTALS	18,206.90	24.62	.00	18,231.52

ACCOUNT NAME	BEGINNING CASH BALANCE	CASH RECEIPTS	CASH DISBURSEMENTS	ENDING CASH BALANCE
INVESTMENTS	17,647.02	31.39	.00	17,678.41
CASH INVESTED - LOGIC	.00	.00	.00	.00
CASH INVESTED - TEXSTAR	.00	.00	.00	.00
FUND TOTALS	46,242.48	1,462.27	585.41	47,119.34

ACCOUNT NAME	BEGINNING CASH BALANCE	CASH RECEIPTS	CASH DISBURSEMENTS	ENDING CASH BALANCE
INVESTMENTS	105,850.48	188.25	.00	106,038.73
CASH INVESTED - LOGIC	26,069.39	48.11	.00	26,117.50
CASH INVESTED - TEXSTAR	.00	.00	.00	.00
FUND TOTALS	165,097.47	1,662.27	460.00	166,299.74

ACCOUNT NAME	BEGINNING CASH BALANCE	CASH RECEIPTS	CASH DISBURSEMENTS	ENDING CASH BALANCE
INVESTMENTS	28,595.46	1,430.88	585.41	29,440.93
CASH INVESTED - LOGIC	17,647.02	31.39	.00	17,678.41
CASH INVESTED - TEXSTAR	.00	.00	.00	.00
FUND TOTALS	33,177.60	1,425.91	460.00	34,143.51

ACCOUNT NAME	BEGINNING CASH BALANCE	CASH RECEIPTS	CASH DISBURSEMENTS	ENDING CASH BALANCE
INVESTMENTS	188.25	188.25	.00	106,038.73
CASH INVESTED - LOGIC	26,069.39	48.11	.00	26,117.50
CASH INVESTED - TEXSTAR	.00	.00	.00	.00
FUND TOTALS	165,097.47	1,662.27	460.00	166,299.74

ACCOUNT NAME	BEGINNING CASH BALANCE	CASH RECEIPTS	CASH DISBURSEMENTS	ENDING CASH BALANCE
INVESTMENTS	14,119.08	1,417.28	292.08	15,244.28
CASH INVESTED - LOGIC	28,354.97	50.41	.00	28,405.38
CASH INVESTED - TEXSTAR	.00	.00	.00	.00
T-BILL INVESTMENTS	31,167.20	53.96	.00	31,221.16
FUND TOTALS	73,641.25	1,521.65	292.08	74,870.82

ACCOUNT NAME	BEGINNING CASH BALANCE	CASH RECEIPTS	CASH DISBURSEMENTS	ENDING CASH BALANCE
INVESTMENTS	3,545.18	2.75	.00	3,547.93
CASH INVESTED - LOGIC	3,545.18	2.75	.00	3,547.93
CASH INVESTED - TEXSTAR	.00	.00	.00	.00
FUND TOTALS	3,545.18	2.75	.00	3,547.93

ACCOUNT NAME	BEGINNING CASH BALANCE	CASH RECEIPTS	CASH DISBURSEMENTS	ENDING CASH BALANCE
INVESTMENTS	10,678.41	359.54	.00	11,037.95
CASH INVESTED - LOGIC	5,270.75	9.32	.00	5,280.07
CASH INVESTED - TEXSTAR	.00	.00	.00	.00
FUND TOTALS	10,678.41	359.54	.00	11,037.95

ACCOUNT NAME	BEGINNING CASH BALANCE	CASH RECEIPTS	CASH DISBURSEMENTS	ENDING CASH BALANCE
CASH INVESTED - LOGIC	.00	.00	.00	.00
CASH INVESTED - TEXSTAR	10,455.60	18.11	.00	10,473.71
FUND TOTALS	26,404.76	386.97	.00	26,791.73

2019 044 COURTHOUSE SECURITY	32,817.15	3,991.03	.00	36,808.18
CASH - COURTHOUSE SECURITY	101,956.32	181.30	.00	102,137.62
CASH INVESTED - LOGIC	52,317.71	96.58	.00	52,414.29
CASH INVESTED - TEXSTAR	67,430.01	116.75	.00	67,546.76
FUND TOTALS	254,521.19	4,385.66	.00	258,906.85

2019 045 FLOOD DAMAGE	.00	.00	.00	.00
CASH - FLOOD DAMAGE	.00	.00	.00	.00
CASH INVESTED - TEXPOOL	.00	.00	.00	.00
CASH INVESTED - LOGIC	.00	.00	.00	.00
FUND TOTALS	.00	.00	.00	.00

2019 046 CHAPTER 19	.00	.00	483.89-	483.89-
CASH - CHAPTER 19	.00	.00	.00	.00
INVESTMENTS	.00	.00	.00	.00
FUND TOTALS	.00	.00	483.89-	483.89-

2019 047 CC RECORDS MANAGEMENT	1,991.92	61.04	.00	2,052.96
CASH - CC RECORDS MANAGEMENT	.00	.00	.00	.00
INVESTMENTS - TEXPOOL	.00	.00	.00	.00
FUND TOTALS	1,991.92	61.04	.00	2,052.96

2019 048 COUNTY RECORDS MANAGEMENT	27,940.42	1,440.15	3,592.30-	25,788.27
CASH - RECORDS MANAGEMENT	19,604.67	34.84	.00	19,639.51
CASH INVESTED - TEXPOOL	55,086.35	101.69	.00	55,188.04
CASH INVESTED - LOGIC	16,410.09	28.39	.00	16,438.48
CASH INVESTED - TEXSTAR	119,041.53	1,605.07	3,592.30-	117,054.30
FUND TOTALS	39,871.95	9,143.00	.00	49,014.95

2019 049 CC RECORDS PRESERVATION	55,719.20	99.05	.00	55,818.25
CASH - RECORDS PRESERVATION	35,630.63	61.69	.00	35,692.32
CASH INVESTED - TEXPOOL	131,221.78	9,303.74	.00	140,525.52
FUND TOTALS	16,191.96	361.22	.00	16,553.18

2019 050 DIST CLERK RECORDS MANAGEMENT	15,754.68	27.99	.00	15,782.67
CASH - D C RECORDS MANAGEMENT	.00	.00	.00	.00
CASH INVESTED - LOGIC	.00	.00	.00	.00
CASH INVESTED - TEXSTAR	31,946.64	389.21	.00	32,335.85
FUND TOTALS	18,546.11	424.19	.00	18,970.30

2019 051 DISTRICT CLERK ARCHIVE	4,200.93	7.49	.00	4,208.42
DISTRICT CLERK ARCHIVE INVESTMENTS	.00	.00	.00	.00
CASH INVESTED - LOGIC	.00	.00	.00	.00
CASH INVESTED - TEXSTAR	22,747.04	431.68	463.92-	22,714.80
FUND TOTALS	23,495.88	8,437.63	6,620.00-	25,313.51

2019 052 COUNTY CLERK ARCHIVE FEE	23,495.88	8,437.63	6,620.00-	25,313.51
CASH - RECORDS ARCHIVE				

ACCOUNT NAME	BEGINNING CASH BALANCE	CASH RECEIPTS	CASH DISBURSEMENTS	ENDING CASH BALANCE
<b>2019 053 CA CHECK COLLECTING</b>				
CASH - CHECK COLLECTING *	597.46	220.00	110.55-	706.91
CASH INVESTED	2,682.69	4.79	.00	2,687.48
CASH INVESTED - LOGIC	.00	.00	.00	.00
CASH INVESTED - TEXSTAR	.00	.00	.00	.00
<b>FUND TOTALS</b>	<b>3,280.15</b>	<b>224.79</b>	<b>110.55-</b>	<b>3,394.39</b>
<b>2019 054 DA CHECK COLLECTING</b>				
CASH - DA CHECK COLLECTING	150.34	.00	.00	150.34
CASH INVESTED	.00	.00	.00	.00
<b>FUND TOTALS</b>	<b>150.34</b>	<b>.00</b>	<b>.00</b>	<b>150.34</b>
<b>2019 055 CO ATTY FORFEITURE</b>				
<b>FUND TOTALS</b>	<b>.00</b>	<b>.00</b>	<b>.00</b>	<b>.00</b>
<b>2019 056 DISTRICT ATTY FORFEITURE</b>				
CASH - D.A. FORFEITURE FU	16,154.64	1,107.23	606.50-	16,655.37
CASH INVESTED - TEXPOOL	31,549.77	56.12	.00	31,605.89
CASH INVESTED - LOGIC	26,069.39	48.11	.00	26,117.50
CASH INVESTED - TEXSTAR	25,959.81	44.95	.00	26,004.76
<b>FUND TOTALS</b>	<b>99,733.61</b>	<b>1,256.41</b>	<b>606.50-</b>	<b>100,383.52</b>
<b>2019 057 D A SEIZURE FUND</b>				
CASH - SEIZURE-LAW	53,897.24	390.00	3,700.50-	50,586.74
INVESTMENTS	.00	.00	.00	.00
<b>FUND TOTALS</b>	<b>53,897.24</b>	<b>390.00</b>	<b>3,700.50-</b>	<b>50,586.74</b>
<b>2019 058 SHERIFF FORFEITURE</b>				
CASH - SHERIFF FORFEITURE	45,349.54	19,599.69	27,301.33-	37,647.90
INVESTMENTS	94,580.09	168.17	.00	94,748.26
CASH INVESTED - LOGIC	26,069.39	48.11	.00	26,117.50
CASH INVESTED - TEXSTAR	41,070.59	20,096.42	.00	61,167.01
<b>FUND TOTALS</b>	<b>207,069.61</b>	<b>39,912.39</b>	<b>27,301.33-</b>	<b>219,680.67</b>
<b>2019 059 JAIL COMMISSARY</b>				
CASH - JAIL COMMISSARY	25,514.59	5,116.02	5,170.19~	25,460.42
CASH INVESTED - TEXPOOL	81,836.98	145.55	.00	81,982.53
CASH INVESTED - LOGIC	.00	.00	.00	.00
CASH INVESTED - TEXSTAR	40,792.33	70.60	.00	40,862.93
<b>FUND TOTALS</b>	<b>148,143.90</b>	<b>5,332.17</b>	<b>5,170.19~</b>	<b>148,305.88</b>
<b>2019 061 2004 CO REFUNDING DEBT SERVICE</b>				
CASH - 2004 CO REFUNDING D/S	31,651.55	1,529.51	.00	33,181.06
CASH INVESTED - TEXPOOL	119,112.63	211.83	.00	119,324.46
CASH INVESTED - LOGIC	182,126.62	336.16	.00	182,462.78
CASH INVESTED - TEXSTAR	175,325.90	303.54	.00	175,629.44
T-BILL INVESTMENTS	.00	.00	.00	.00
<b>FUND TOTALS</b>	<b>508,216.70</b>	<b>2,381.04</b>	<b>.00</b>	<b>510,597.74</b>
<b>2019 088 STATE FEES</b>				
CASH - STATE FEES	87,448.33	50,318.93	50,140.25-	87,627.01
CASH INVESTED	58,719.98	104.42	.00	58,824.40

ACCOUNT NAME	BEGINNING CASH BALANCE	CASH RECEIPTS	CASH DISBURSEMENTS	ENDING CASH BALANCE
2019 090 OFFICER'S TRUST				
CASH-LOGIC	.00	.00	.00	.00
CASH-TEXSTAR	20,688.90	35.83	.00	20,724.73
FUND TOTALS	166,857.21	50,459.18	50,140.25	167,176.14
2019 091 LIBRARY TRUST - LIDDELL				
CASH-LIBRARY TRUST/LIDDELL	932.69	.72	.00	933.41
CD INVESTMENT	15,000.00	.00	.00	15,000.00
FUND TOTALS	15,932.69	.72	.00	15,933.41
2019 092 LIBRARY TRUST - ROSENSTEIN				
CASH-LIBRARY TRUST/ROSENSTEIN	770.52	50.88	.00	821.40
CD INVESTMENT	19,000.00	.00	.00	19,000.00
FUND TOTALS	19,770.52	50.88	.00	19,821.40
2019 098 PAYROLL CLEARING				
CASH - PAYROLL CLEARING	.00	1,113,528.06	1,113,528.06	.00
INVESTMENTS	.00	.00	.00	.00
FUND TOTALS	.00	1,113,528.06	1,113,528.06	.00
2019 100 CHILD ABUSE PREVENTION FUND				
CASH-CHILD ABUSE PREVENTION	345.77	4.59	.00	350.36
CASH INVESTED	.00	.00	.00	.00
FUND TOTALS	345.77	4.59	.00	350.36
2019 101 PRETRIAL DIVERSION				
CASH-PRETRIAL DIVERSION	13,018.00	702.03	.00	13,720.03
CASH INVESTED	.00	.00	.00	.00
CASH INVESTED - LOGIC	.00	.00	.00	.00
FUND TOTALS	13,018.00	702.03	.00	13,720.03
2019 102 HOTEL OCCUPANCY TAX FUND				
CASH - HOTEL OCCUPANCY TAX	28,021.16	18,619.55	24,500.00	22,140.71
CASH INVESTED - TEXPOOL	167,399.47	297.68	.00	167,697.15
CASH INVESTED - LOGIC	.00	.00	.00	.00
CASH INVESTED - TEXSTAR	142,314.73	246.39	.00	142,561.12
FUND TOTALS	337,735.36	19,163.62	24,500.00	332,398.98
GRAND TOTALS	34,631,274.89	2,814,425.98	4,135,570.96	33,310,129.91