


FINANCIAL REPORTS

January 2019

In accordance with Local Government Code 114.026, this affidavit states the current cash and reports in the custody of the county treasurer as of this date of January 31, 2019.




Jason Brinkley,
Cooke County Judge



Pam Harrison,
Cooke County Clerk




Gary Hollowell,
Commissioner Pct. #1



Jason Snuggs,
Commissioner Pct. #2



John Klement,
Commission Pct. #3



Leon Klement,
Commissioner Pct. #4

FILED FOR RECORD

19 FEB 25 PM 12:07

COUNTY CLERK COOKE CO. TX

BY Pam Harrison =

AFFIDAVIT

STATE OF TEXAS

COUNTY OF COOKE


The members of the Commissioners' Court of Cooke County, Texas, state as follows:

The requirement of Subsection (C) of the Texas Local Government Code, §114.026 have been met for the term of January, 2019. The amount of cash and other assets in the custody of the County Treasurer at the time of examination are:

Cash (includes on hand, money market accounts, and short term investments) \$ 39,150,889.45

Other Assets (long term investments) \$ 0.00

Sworn to and subscribed this 25 day of February 2019.



Jason Brinkley, Cooke County Judge




Gary Hollowell, Commissioner, Pct 1



Jason Snuggs, Commissioner, Pct 2




John Klement, Commissioner, Pct 3



Leon Klement, Commissioner, Pct 4

ATTEST:



Pam Harrison, County Clerk

FILED FOR RECORD

19 FEB 25 PM 12:07

TARRANT, TEXAS
COUNTY CLERK, COOKE CO. TX

BY  - [Signature]



MONTHLY REPORT

January 2019

PATTY BRENNAN

COOKE COUNTY TREASURER

FRAGR MONTH ENDING BANK STATEMENT BALANCE 5147,480.06
 CLEARED DEPOSITS 51,510,178.96 4
 CLEARED ADDITIONS 5250.00 1
 CLEARED CHECKS 5699,005.06 37
 CLEARED DEBITCTIONS 597,401.61 6

CURRENT MONTH ENDING BANK STATEMENT BALANCE 5591,473.87

CURRENT MONTH ENDING BANK STATEMENT BALANCE 5591,473.87
 OUTSTANDING DEPOSITS 5.00
 OUTSTANDING ADDITIONS 5.00
 OUTSTANDING CHECKS 5.00
 OUTSTANDING DEBITCTIONS 5.00

RECONCILED BOOK BALANCE 5591,473.87
 ENDING STATEMENT DATE 01/31/2019 CLEERK: RB

PRIOR MONTH ENDING BANK STATEMENT BALANCE \$6,290,116.23
 CLEARED DEPOSITS \$2,782,093.99 239
 CLEARED ADDITIONS \$100,668.72 2
 CLEARED CHECKS \$2,817,536.57 442
 CLEARED DEDUCTIONS \$4,852,970.14 6

CURRENT MONTH ENDING BANK STATEMENT BALANCE \$5,447,832.24

CURRENT MONTH ENDING BANK STATEMENT BALANCE \$5,447,832.24
 OUTSTANDING DEPOSITS \$.00
 OUTSTANDING ADDITIONS \$.00
 OUTSTANDING CHECKS \$312,702.38 587
 OUTSTANDING DEDUCTIONS \$2,452.60 1

RECONCILED BOOK BALANCE \$4,926,677.46
 ENDING STATEMENT DATE 01/31/2019 CLERK: SS

Pledge Security Listing

January 31, 2019

ID	CUSIP	Description	Safekeeping Location	Safekeeping Receipt	Coupons	Maturity Date	Call Date	Moody	S&P	Fitch	ASC 320	Face Amount	Current Par	Current Book Value	Market Value	Gain(Loss)
COOKE COUNTY																
2647	31208BNA1	PHLMC #G12885	FH.B	x	5.00	06/01/2021		AAA	AA+	AAA	HTM	157,950	1,079.69	1,079.69	1,671.56	15.87
2107	31410G558	FNMA #889257	FH.B	y	5.00	04/01/2021		AAA	AA+	AAA	HTM	105,405	895.38	895.38	903.75	8.37
2645	41288M2X4	PHLMC #J18489	FH.B		2.00	06/01/2028		AAA	AA+	AAA	HTM	272,158	96,731.55	96,000.00	96,160.00	-
Total for COOKE COUNTY												475,513	98,366.62	96,982.97	95,519.32	(3,043.66)

report

PAGE 1 01/31/19 19:31:32
 HOLDINGS BAPN032N
 CC1 PROD

FEDERAL RESERVE BANK PLEDGEE

DISTRB PT J1
 AS OF CLOSE OF BUSINESS 01-31-2019

PLEDGE: COOKE COUNTY J7BM INSTITUTION ID: #J7BM
 100 S. DIXON
 RM. 106

GAINESVILLE TX 76240

HOLDER : 081500862 - LANDMARK BANK

RESP FRB:H1

ACCOUNT: J7BM - *COOKE COUNTY

CUSIP #

BVF

PAR

BALANCE	BOOK VALUE		
3130A1XJ2	2.875 FHLB 24 RK	06-14-24	1.0000000000
800,000.00	800,000.00		
3130A5R35	2.875 FHLB 25 TG	06-13-25	1.0000000000
500,000.00	500,000.00		
31300LVH5	FMAR 848716 G	01-01-37	0.2298210700
200,000.00	45,964.21		
3133EJQC6	FCFR 03LI BR 20/02	02-25-20	1.0000000000
400,000.00	400,000.00		
3133EJRS0	FCFR 03LI BY 20/06	06-15-20	1.0000000000
2,000,000.00	2,000,000.00		
3133TTX48	FGRA 2326ZQ 06/15/31	06-15-31	0.0868408700
300,000.00	26,052.26		
3133XDVS7	5.25 FHLB 20 EK	12-11-20	1.0000000000
700,000.00	700,000.00		
3133X8L34	5.365 FHLB 24 EE	09-09-24	1.0000000000
2,000,000.00	2,000,000.00		
3133732Y7	3.625 FHLB 21 IR	03-12-21	1.0000000000
1,000,000.00	1,000,000.00		
3136ACLE9	FNRM RC025BD R13F025	03-25-33	0.4143153900
1,400,000.00	580,041.55		
3136ACU25	FNRM RC015DC R13F015	03-25-33	0.4345521100
500,000.00	217,276.06		
3136AKJK0	FNRM CL041CM R14F041	06-25-40	0.4733408300
1,000,000.00	473,340.83		
3137B1CT7	FGRM 4195LH 12/15/31	12-15-31	0.3973444300
600,000.00	238,406.66		
31392WB41	FGRM 2512PG 10/15/22	10-15-22	0.1027156800
400,000.00	41,086.27		
31394H2Q3	FGRM 2662DH 08/15/23	08-15-23	0.3122652500
1,200,000.00	374,718.30		
31395HVM9	FGRA 2896BZ 11/15/34	11-15-34	0.9096381100
200,000.00	181,927.62		
38374F2L7	GNRM 2004-24 ZM	04-20-34	0.7474742857
700,000.00	523,232.00		

report

13,900,000.00

10,102,045.76

SUBTOTAL:

13,900,000.00

10,102,045.76

GRAND TOTAL:

Pledge Inventory Report

Landmark Bank
Columbia, MO
FROM 1/1/2019 TO 1/31/2019

Customer ID 5961
Report Date 2/1/2019
PAS Rep Vance Hoe
Account Rep Bob Fitzpatrick

Cusip Ticket	Description Location Code/Name	Maturity Date Group	Intent Coupon	S&P Moody	Market Price Dt Maturity (Yr)	Original Face Par	Book Value Market Value
	Pledged J7BM - COOKE COUNTY						
3133EJQC6 1142150	FED FARM CR BK FED - FEDERAL RESERVE BANK	02/25/2020 AQ2	AFS 2.46925	AA+ Aaa	1/31/2019 1.07	400,000.00 400,000.00	400,079.76 399,896.00
3133EJRS0 1143713	FED FARM CR BK FED - FEDERAL RESERVE BANK	06/15/2020 AQ2	AFS 2.58819	AA+ Aaa	1/31/2019 1.37	2,000,000.00 2,000,000.00	2,000,842.37 1,998,540.04
3130A1XJ2 1104600	FED HOME LN BK FED - FEDERAL RESERVE BANK	06/14/2024 AGY	AFS 2.87500	AA+ Aaa	1/31/2019 5.37	800,000.00 800,000.00	823,915.60 808,952.02
3130A5Q35 1102932	FEDERAL HOME LOAN BA FED - FEDERAL RESERVE BANK	06/13/2025 AGY	AFS 2.87500	AA+ Aaa	1/31/2019 6.37	400,000.00 400,000.00	413,541.74 401,396.00
3130A5R35 1104689	FEDERAL HOME LOAN BA FED - FEDERAL RESERVE BANK	06/13/2025 AGY	AFS 2.87500	AA+ Aaa	1/31/2019 6.37	100,000.00 100,000.00	102,608.56 100,349.09
3133732Y7 1131459	FED HOME LN BK FED - FEDERAL RESERVE BANK	03/12/2027 AGY	AFS 3.02500	AA+ Aaa	1/31/2019 2.11	1,000,000.00 1,000,000.00	* 1,022,671.37 * 1,022,310.03
3133X8L34 1087540	FED HOME LN BK FED - FEDERAL RESERVE BANK	09/09/2024 AGY	AFS 5.36500	AA+ Aaa	1/31/2019 5.61	2,000,000.00 2,000,000.00	2,317,765.04 2,269,160.00
3133XDVS7 933580	FED HOME LN BK FED - FEDERAL RESERVE BANK	12/11/2020 AGY	AFS 5.25000	AA+ Aaa	1/31/2019 1.86	700,000.00 700,000.00	740,904.86 734,972.01
31300LVH5 851172	FHLMC ARM POOL #848/ FED - FEDERAL RESERVE BANK	01/01/2037 MB3	AFS 4.51200		1/31/2019 17.93	200,000.00 45,964.21	48,808.67 48,403.53
3133TTX48 783451	Home Loan Ser 2326 FED - FEDERAL RESERVE BANK	06/15/2031 MB4	AFS 6.50000	NR	1/31/2019 12.38	300,000.00 26,052.26	28,607.59 28,428.00
3136ACLE9 879680	FNM13025 BD FED - FEDERAL RESERVE BANK	03/25/2033 MR4	AFS 2.00000	Nr	1/31/2019 14.16	1,400,000.00 580,047.55	567,287.79 562,720.98
3136ACU25 881004	FNM13025 DC FED - FEDERAL RESERVE BANK	03/25/2033 MB4	AFS 2.00000	Nr	1/31/2019 14.16	500,000.00 217,276.06	212,749.53 209,142.25
3136AKJK0 916714	FNR 2014-41 CM FED - FEDERAL RESERVE BANK	06/25/2040 MR4	AFS 7.56000	Nr	1/31/2019 21.41	1,000,000.00 473,340.83	456,678.14 455,876.60

This report reflects information submitted to us by the customer. It is not intended to be used as the official record of safekeeping location and/or pledged holdings. This information should be provided by the customer's safekeeper.

FTN Financial PASPort
Page 123

Pledge Inventory Report

Landmark Bank
Columbia, MO
FROM 1/1/2019 TO 1/31/2019

Customer ID 5961
Report Date 2/1/2019
PAS Rep Vance Roe
Account Rep Bob Filzpatrick

Cusip Ticket	Description Location Code/Name	Maturity Date Group	Intent Coupon	S&P Moody	Market Price Dt Maturity (Yr)	Original F-acc Par	Book Value Market Value	
	Pledged J76M - COOKE COUNTY							
3137B1CT7 882621	FHL4185 LH FED - FEDERAL RESERVE BANK	12/15/2031 MB4	AFS 1.50000	Nr	1/31/2019 12.88	600,000.00 230,406.66	231,908.53 225,196.70	
31392WB41 719835	FHL2512 PG FED - FEDERAL RESERVE BANK	10/15/2022 MD4	AFS 5.50000	NR	1/31/2019 3.71	400,000.00 41,086.27	42,745.31 41,924.31	
31394H203 887207	FHL2662 OH FED - FEDERAL RESERVE BANK	08/15/2023 MB4	AFS 5.00000	NH	1/31/2019 4.54	1,200,000.00 374,710.30	381,071.43 381,479.28	
31395HVM9 856892	FHL2896 B7 FED - FEDERAL RESERVE BANK	11/15/2034 MB4	AFS 5.00000	Nr	1/31/2019 15.80	200,000.00 181,927.62	196,227.83 191,890.16	
38374G2L7 844136	GNM04024 7M FED - FEDERAL RESERVE BANK	04/20/2034 MB4	AFS 5.00000	Nr	1/31/2019 15.23	700,000.00 523,232.00	575,393.16 560,460.58	
16	Total Pledged J76M - COOKE COUNTY						13,900,000.00 10,102,045.76	10,574,006.08 10,441,923.49

This report reflects information submitted to us by the customer. It is not intended to be used as the official record of safekeeping location and/or pledged holdings. This information should be provided by the customer's safekeeper.

FTN Financial PASPort
Page 124

Landmark Bank, N.A.
 Cooke County
 As of: Thursday, January 31, 2019

Detail Section:

<u>Account No.</u>	<u>Balance</u>	<u>Int Rate</u>	<u>Type</u>	<u>Officer</u>
28002408	\$0	0.00%	TDSV	R1B
28002416	\$0	0.00%	TDSV	R1B
28900090	\$591,474	0.00%	CK	R1B
28900287	\$5,447,832	0.70%	CK	R1B
28900325	\$14,307	0.00%	CK	R1B
28900333	\$0	0.00%	CK	R1B
28900341	\$0	0.00%	CK	R1B
28900368	\$42,861	0.70%	CK	R1B
28900376	\$52,827	0.00%	CK	R1B
28900384	\$0	0.00%	CK	R1B
28900392	\$1,055	0.00%	CK	R1B
28900406	\$25,374	0.00%	CK	R1B
28900414	\$2,082	0.00%	CK	R1B
28900422	\$0	0.00%	CK	R1B
28900449	\$0	0.00%	CK	R1B
28900457	\$0	0.00%	CK	R1B
28900465	\$0	0.00%	CK	R1B
28900481	\$393,896	0.00%	CK	R1B
28900511	\$1,091	0.00%	CK	R1B
28900538	\$2,026	0.00%	CK	R1B
28901259	\$3,545	0.00%	CK	ELE
28901593	\$13,019	0.00%	CK	JDH
4170003539	\$64,950	0.00%	CK	R1B
4170009684	\$0	0.00%	CK	R1B
4170009700	\$2,981	0.00%	CK	R1B
4170013934	\$0	0.00%	CK	JDH
4170023065	\$0	0.00%	CK	R1B
4170045332	\$16,682	0.00%	CK	T1G
4170049177	\$0	0.00%	CK	T1G
4170056479	\$582,062	0.00%	CK	T1G
4170056487	\$11,500	0.00%	CK	T1G
4170800744	\$0	0.00%	TDSV	JDH
4170800751	\$0	0.00%	TDSV	JDH
4170801528	\$0	0.00%	TDSV	R1B
4170801536	\$0	0.00%	TDSV	R1B
4170802286	\$0	0.00%	TDSV	JDH
4170802294	\$0	0.00%	TDSV	JDH
4170802849	\$0	0.00%	TDSV	JDH

4170802856	\$0	0.00%	TDSV	JDH
4170803896	\$0	0.00%	TDSV	R1B
4170803904	\$0	0.00%	TDSV	R1B
4170804019	\$0	0.00%	TDSV	R1B
4170804142	\$0	0.00%	TDSV	R1B
4170804159	\$0	0.00%	TDSV	R1B
4170804415	\$0	0.00%	TDSV	T1G
4170804423	\$0	0.00%	TDSV	T1G
4170804761	\$0	0.00%	TDSV	T1G
4170804779	\$0	0.00%	TDSV	T1G
4170805073	\$0	0.00%	TDSV	T1G
4170805081	\$0	0.00%	TDSV	T1G
4170805198	\$8,000	1.05%	TDSV	JDH
4170805677	\$0	0.00%	TDSV	T1G
4170805685	\$0	0.00%	TDSV	T1G
4170806451	\$0	0.80%	TDSV	T1G
4170806469	\$0	0.80%	TDSV	T1G
4170806691	\$0	0.00%	TDSV	T1G
4170806709	\$0	0.00%	TDSV	T1G
4170807095	\$500,000	1.93%	TDSV	T1G
4170807103	\$500,000	1.93%	TDSV	T1G
4170807822	\$7,500	1.90%	TDSV	T1G
4170807830	\$7,500	1.90%	TDSV	T1G

Collateral Section:

<u>Description / LOC No.</u>	<u>Amount</u>	<u>Maturity Date</u>
Securities - Market Value	\$10,441,923	(See add'l report)

Pledge Report Summary:

Total Deposits	\$	8,292,563
Plus Additional Coverage (per Agreement)	\$	0
Total Collateral Needed	\$	8,292,563
Collateral Pledged	\$	10,441,923
FDIC Insurance	\$	250,000
Total Collateral Provided	\$	10,691,923
Total Public Funding Excess / (Needed)	\$	2,399,360

C.D. INVESTMENTS

LANDMARK BANK

JANUARY 2019

<u>C.D.#</u>	<u>PURCHASE DATE</u>	<u>AMOUNT</u>	<u>MAT. DATE</u>
GEN/4170807103	May 26, 2018	500,000.00	May 26, 2019
GEN/4170807095	May 26, 2018	500,000.00	May 26, 2019
Library Liddell 6451	Jan 17, 2017	7,500.00	Jan 17, 2019
Library Liddell 7830	Jan 17, 2019	7,500.00	Jan 17, 2021
Library Liddell 6469	Jan 17, 2017	7,500.00	Jan 17, 2019
Library Liddell 7822	Jan 17, 2019	7,500.00	Jan 17, 2021
Library Rosenstein 5099	Sept 12, 2017	11,000.00	Dec 12, 2020
Library Rosenstein 5198	Dec 16, 2017	8,000.00	Mar 16, 2021

INT. EARNED MONTHLY:

2-Gen CD's @ 1.93%
2-Liddell CD's @ .80%
2-Liddell CD's @ 1.90% (beginning Jan 17, 2019)
2-Rosenstein CD's @ 1.05%

Interest is deposited into the Treasurer's Fund. The 2 Gen CDs' interest is deposited monthly, and the 4 Library's CDs' interest is deposited quarterly.

PROSPERITY BANK

GEN/14401708	Sept 17, 2017	250,000.00	Sept 17, 2019
--------------	---------------	------------	---------------

INT. EARNED MONTHLY:

Gen CD @ .90%

Interest accrues monthly and is deposited monthly with depository bank into the Treasurer's Fund.

C.D. INVESTMENTS

THE FIRST STATE BANK

JANUARY 2019

<u>C.D.#</u>	<u>PURCHASE DATE</u>	<u>AMOUNT</u>	<u>MAT. DATE</u>
GEN/71445	Sept 17, 2017	250,000.00	Sept 17, 2019

INT. EARNED MONTHLY:

Gen CD @ .90%

Interest accrues monthly and is deposited monthly with depository bank into the Treasurer's Fund.

MUENSTER STATE BANK

GEN/2129	Sept 17, 2017	250,000.00	Sept 17, 2019
----------	---------------	------------	---------------

INT. EARNED MONTHLY:

Gen CD @ .90%

Interest accrues monthly and is deposited monthly with depository bank into the Treasurer's Fund.

Depositor Statement

January 1, 2019 - January 31, 2019

Account #: 104791304900

Cooke County

Attn: Patty Brennan
101 S. Dixon Street
Gainesville, TX 76240

Account at-a-Glance

Beginning Balance	2,003,636.36
+ Net Deposits	0.00
+ Net Accrued Interest ²	3,862.91
Ending Balance	2,007,499.27
Days In Period ⁴	31
Average Daily Balance ⁵	2,003,636.36
Net APY This Period ⁶	2.27%
Available Balance ⁷	2,003,636.36

Depositor Information

Website: www.ficaaccount.com

Support Center: (866) 343-5516

Account Transactions

Description	Date	Amount(USD\$)
No transactions in this period		

Insured Depository Detail

Depository Bank	FD1C Cert#	Balance(USD\$)
Admirals Bank	27015	3,513.47
American National Bank	19300	142.29
American Trust & Savings Bank	13150	950.82
BNB Bank	6976	304.25
Banc of California, National Association	35498	33,105.25
BancCentral National Association	4033	404.40
Bank of China - New York Branch	33653	55,496.60
Bank of Princeton	58513	37.80
Bank of Southern California National Associat	57044	476.91
Bank of Wisconsin Dells	15136	12.87
Bank of the Ozarks	110	58,580.57
Bank3	15205	689.99
Bankers Bank of Kansas	27351	130.93
Bankwell Bank	57368	50,110.20
Bar Harbor Bank & Trust	11971	41,461.90
Bennington State Bank	16402	11.83
Blue Ridge Bank, National Association	35274	749.45
Brunswick Bank and Trust Company	20220	40.67
Buckeye State Bank	2286	10.14

Depositor Statement

January 1, 2019 - January 31, 2019

Account #: 104791304900

Cooke County

Attn: Patty Brennan
101 S. Dixon Street
Gainesville, TX 76240

Depository Bank	FDIC Cert#	Balance(USD\$)
CFBank	28263	1,057.38
Capital Bank National Association	35278	482.50
Carolina Alliance Bank	58432	64.41
Centennial Bank	11241	5,316.94
Central Bank	58377	202.99
Central Bank of Kansas City	17009	10.65
Chemical Bank	1003	335.48
Cherokee State Bank	951	23.89
CIVista Bank	129B2	15.97
Citibank N.A.	7213	16,783.96
Citizens National Bank of Bluffton	6531	14,232.54
CommerceWest Bank	57176	160,720.85
ConnectOne Bank	57919	3,903.59
Cornerstone Bank	90282	1,057.08
Cornerstone Community Bank	58411	91.06
Cortland Savings and Banking Company	2281	630.46
Covenant Bank	58502	409.56
Customers Bank	34444	285.13
Dime Savings Bank of Williamsburgh	16012	111.90
EagleBank	34742	33.20
East West Bank	31628	29,780.90
Entegra Bank	31445	1,429.98
Envision Bank	90270	84.23
Equity Bank	25858	1,634.00
EvaBank	26799	263.99
Exchange Bank and Trust Company	13366	739.03
Farmers & Merchants Savings Bank	10492	312.09
Federal Savings Bank	35518	1,005.00
First Bank	58481	1,271.08
First Bank of Utica	14281	192.93
First Carolina Bank	35530	66,004.57
First Central State Bank	19716	15.37
First Community Bank of Bedford County	27211	3,372.64
First N.A.	4256	59.00
First National Bank	4519	11.49
First National Bank and Trust Company of Vini	4218	1,262.97
First National Bank of Michigan	58259	2,270.43
First National Bank of Mifflintown	7613	1,357.49
First National Bank of Pennsylvania	7888	2,747.47
First Savings Bank Northwest	29058	1,464.72
First State Bank	13622	458.89
First Virginia Community Bank	58696	21,373.42
First Western Trust Bank	57607	283.09
Franklin Savings Bank	19836	132.09
Franklin Synergy Bank	58714	57,209.29
GBC International Bank	22366	171.91
Gorham Savings Bank	1774B	21.79
Grand Ridge National Bank	3674	227.03
Great Midwest Bank SSB	29657	469.26

Depositor Statement

January 1, 2019 - January 31, 2019

Account #: 104791304900

Cooke County

Attn: Patty Brennan
101 S. Dixon Street
Gainesville, TX 76240

Depository Bank	FDIC Cert#	Balance(USD\$)
Great Western Bank	15289	27,004.09
Hardin County Savings Bank	5817	16.72
Hawthorn Bank	10619	99.35
Home Bank and Trust Company	4664	12.90
Home Savings Bank	30248	10.25
Investar Bank	58316	4,316.23
Lake City Bank	13102	9,154.75
Landmark Community Bank	34982	3,549.94
Lead Bank	8283	33.64
LegacyTexas Bank	58006	5,284.52
Level One Bank	58604	399.38
Lewis & Clark Bank	58428	364.94
MainStreet Bank	57742	34,439.22
Manufacturers Bank	18618	42.87
MapleMark Bank	3182	10.26
Marion County State Bank	15272	10.02
Merchants Bank of Indiana	8056	19,371.01
Meridian Bank	57777	10,458.28
Metro Phoenix Bank	58402	30.71
Metropolitan National Bank	34699	793.57
Middlefield Banking Company	13716	40,910.29
Midland States Bank	1040	125,218.80
NOA Bank	58657	31.66
NewBank	58203	1,368.44
NexBank SSB	29209	96,972.86
North Shore Community Bank & Trust	33935	10.02
Oculina Bank	57559	23.17
Old Missouri Bank	8252	10.23
Pacific Enterprise Bank	58415	12,960.70
Pacific Mercantile Bank	34940	1,380.74
Peapack-Gladstone Bank	11035	18,945.58
Peoples Bank	9489	32.13
Peoples Bank and Trust Company of Clinton	58172	10.10
Piedmont Bank	58374	7,873.57
Pioneer Bank SSB	58577	24,563.00
Post Oak Bank N.A.	57729	433.66
Preferred Bank	33539	151,582.09
Prime Alliance Bank	57920	23.60
Prime Bank	58804	23.86
PrivateBank and Trust Company	33306	297.90
Progress Bank and Trust	58719	15,386.47
Providence Bank	1643	592.65
Provident Bank	90141	812.78
Quontic Bank	57807	49.78
Reading Co-operative Bank	26620	2,263.26
Reliant Bank	58366	1,950.05
Relyance Bank National Association	19371	107,304.76
Richwood Banking Company	12978	10.36
Royal Savings Bank	28068	2,128.95

Depositor Statement

January 1, 2019 - January 31, 2019

Account #: 104791304900

Cooke County

Attn: Patty Brennan
101 S. Dixon Street
Gainesville, TX 76240

Depository Bank	FOIC Cert#	Balance(USD\$)
Salem Co-operative Bank	27824	10.58
SaviBank	57978	5,096.99
Savoy Bank	58641	33.23
Seaside National Bank & Trust	58328	2,365.17
Seattle Bank	35139	1,560.49
Security State Bank	485	271.47
ServisFirst Bank	57993	81,561.08
Signature Bank	57053	9,874.02
Simmons First National Bank	3890	246,781.62
SmartBank	58463	88,383.13
Southern States Bank	58558	445.40
Spring Bank	58668	11.13
State Bank of Reeseville	14960	1,201.74
SunTrust Bank	867	19.50
Texas Capital Bank National Association	34383	27,662.28
Texas Citizens Bank National Association	58319	26.54
Third Coast Bank SSB	58716	78,552.70
Tradition Capital Bank	58057	190.97
TriState Capital Bank	58457	1,935.85
Union Bank & Trust	34589	1,574.06
United Bank	22858	4,875.79
Valley National Bank	9396	2,995.60
Verus Bank of Commerce	58025	390.64
Washington Trust Company of Westerly	23623	70,485.07
West Michigan Community Bank	22308	885.07
Western States Bank	58395	20.69
Woori America Bank	24920	222.41
Aggregate Net Accrued Interest ³		3,862.91

Total 2,007,499.27

Disclosure Information

1 The Federally Insured Cash Account - FICA® is not a member of the Federal Deposit Insurance Corporation ("FDIC"), but the banks in which the money is deposited are FDIC members. The FDIC is an independent agency of the U.S. government that protects the funds depositors place in FDIC insured institutions. FICA deposit insurance is backed by the full faith and credit of the U.S. government.

2 Net Accrued Interest is the estimated amount of the accrued interest earned for the current month less any FICA Fee with respect to such interest. Net Accrued Interest cannot be withdrawn from the account until it is credited to the account. There is no guarantee that the account holder will receive the full amount as stated. Refer to the U.S. Bank Custodial Statement, provided via ficcaccount.com, for further details regarding interest earned and fees charged. Net Accrued Interest is for informational purposes only.

3 Aggregate Net Accrued Interest is the sum of the current month's Net Accrued Interest and any prior period Net Accrued Interest not yet paid.

4 Days in Period ("DIP") is the number of days in the period beginning on, and including the later of, the first day of the month or the business day an initial deposit is received by the FICA Custodian; it received on or before 3:00PM EST in the business day immediately following if received after 3:00PM EST, and ending on, and including, the last day of the month. DIP does not include any date on which the balance is zero.

5 Average Daily Balance is the sum of the beginning balance plus any deposits less any withdrawals averaged across number of days in Days in Period.

6 Net APY This Period is the annualized yield that reflects the relationship between the net interest received plus any Net Accrued Interest and the Average Daily Balance for the statement period.

7 Available Balance reflects the amount that can be withdrawn as of the date of the statement. This balance is the Ending Balance less the Aggregate Net Accrued Interest amount.

We encourage you to compare the information provided in our statement with the U.S. Bank custody statement. You may access the U.S. Bank custody statement by calling 1-866-343-5516.

Cooke County

Attn: Patty Brennan
101 S. Dixon Street
Gainesville, TX 76240

Depositor Statement

January 1, 2019 - January 31, 2019

Account #: 104791304900

StoneCastle Cash Management, LLC is an SEC Registered Investment Advisor. StoneCastle Cash Management, LLC is an affiliate of StoneCastle Partners, LLC, a leading asset management and financial services company dedicated to investing and serving the community banking sector. Performance data shown represents past performance, and is no guarantee of future results. Rates may change without notice. Please read the Terms and Conditions relating to the FICA program for more complete information and the governing terms of the account. Review your statement for accuracy. If you have any questions regarding your account, contact a FICA representative. Registration with the SEC does not imply a particular level of skill or training.

INVESTMENTS-TEXPOOL
PATTY BRENNAN, COOKE COUNTY TREASURER
JANUARY 2019

ACCT NAME	BALANCE FORWARD	DEPOSITS	WITH- DRAWALS	CURRENT INTEREST	ENDING BALANCE
GENERAL	\$ 5,523,839.79	\$ 1,750,000.00	\$ -	\$ 12,603.16	\$ 7,286,442.95
R & B -1	\$ 544,473.42	\$ 95,000.00	\$ -	\$ 1,162.50	\$ 640,635.92
R & B -2	\$ 360,277.51	\$ 145,000.00	\$ -	\$ 847.43	\$ 506,124.94
R & B -3	\$ 453,772.75	\$ 95,000.00	\$ -	\$ 978.47	\$ 549,751.22
R & B -4	\$ 677,342.00	\$ 120,000.00	\$ -	\$ 1,461.47	\$ 798,803.47
FM & L	\$ 326,183.07	\$ -	\$ -	\$ 661.90	\$ 326,844.97
STATE FUNDS	\$ 8,310.31	\$ -	\$ -	\$ 16.84	\$ 8,327.15
TJPC	\$ 12,799.47	\$ -	\$ -	\$ 25.96	\$ 12,825.43
DIST CLK PRESERVATION	\$ 10,336.70	\$ -	\$ -	\$ 20.96	\$ 10,357.66
COUNTY/DIST TECH	\$ 1,567.59	\$ -	\$ -	\$ 3.13	\$ 1,570.72
ADULT PROB	\$ 202,921.76	\$ 15,000.00	\$ -	\$ 429.37	\$ 218,351.13
JUV-ISP	\$ 4,948.51	\$ -	\$ -	\$ 9.98	\$ 4,958.49
COURT REP	\$ 43,566.98	\$ -	\$ -	\$ 88.40	\$ 43,655.38
PERM IMP	\$ 1,139,684.45	\$ 55,000.00	\$ 25,000.00	\$ 2,312.70	\$ 1,171,997.15
LAW ENFORCEMENT ED	\$ 10,334.54	\$ -	\$ -	\$ 20.95	\$ 10,355.49
JP-CH SECURITY	\$ 5,188.22	\$ -	\$ -	\$ 10.59	\$ 5,198.81
DIST CLK RECORDS MGMT	\$ 15,508.13	\$ -	\$ -	\$ 31.45	\$ 15,539.58
DIST CLK ARCHIVE	\$ 4,135.22	\$ -	\$ -	\$ 8.41	\$ 4,143.63
COUNTY ATTY CHECK COLLECT	\$ 2,640.83	\$ -	\$ -	\$ 5.31	\$ 2,646.14
LAW LIBRARY	\$ 104,193.91	\$ -	\$ -	\$ 211.43	\$ 104,405.34
JP TECH	\$ 17,370.82	\$ -	\$ -	\$ 35.25	\$ 17,406.07
CH SECURITY	\$ 136,138.84	\$ -	\$ -	\$ 276.25	\$ 136,415.09
REC MGMT	\$ 19,297.80	\$ -	\$ -	\$ 39.17	\$ 19,336.97
REC PRESV	\$ 20,189.90	\$ -	\$ -	\$ 40.97	\$ 20,230.87
LIBRARY	\$ 27,911.23	\$ -	\$ -	\$ 56.64	\$ 27,967.87
ARCHIVE	\$ 56,273.29	\$ -	\$ -	\$ 114.22	\$ 56,387.51
DIST ATTY FORFEITURE	\$ 31,056.05	\$ -	\$ -	\$ 63.02	\$ 31,119.07
SHERIFF FORFEITURE	\$ 38,756.46	\$ -	\$ -	\$ 78.66	\$ 38,835.12
JAIL COMMISSARY	\$ 80,556.42	\$ -	\$ -	\$ 163.44	\$ 80,719.86
2004 GO-REFUNDING	\$ 332,060.69	\$ 90,000.00	\$ -	\$ 756.37	\$ 422,817.06
HOTEL/MOTEL TAX	\$ 75,569.03	\$ 10,000.00	\$ -	\$ 165.11	\$ 85,734.14
TOTAL: TREAS FUND	\$ 10,287,205.69	\$ 2,375,000.00	\$ 25,000.00	\$ 22,699.51	\$ 12,659,905.20

YEAR - TO - DATE INTEREST	BAL FORWARD:	CURRENT INT.:	BALANCE:
	\$ 53,538.96	\$ 22,699.51	\$ 76,238.47

AVG. YEILD FOR JAN 2019 2.39% MKT VALUE/ SHAR \$ 1.00

INVESTMENTS-TEX STAR
PATTY BRENNAN, COOKE COUNTY TREASURER
JANUARY 2019

ACCT NAME	BALANCE FORWARD	DEPOSITS	WITH-DRAWALS	CURRENT INTEREST	ENDING BALANCE
GENERAL	\$ 5,505,185.21	\$ 1,350,000.00	\$ -	\$ 12,558.86	\$ 6,867,744.07
R & B -1	\$ 564,316.96	\$ 95,000.00	\$ -	\$ 1,234.51	\$ 660,551.47
R & B -2	\$ 305,308.43	\$ 145,000.00	\$ -	\$ 766.68	\$ 451,075.11
R & B -3	\$ 452,449.55	\$ 95,000.00	\$ -	\$ 1,007.13	\$ 548,456.68
R & B -4	\$ 677,089.98	\$ 120,000.00	\$ -	\$ 1,493.11	\$ 798,583.09
FM & L	\$ 333,954.02	\$ -	\$ -	\$ 678.90	\$ 334,632.92
ADULT PROBATION	\$ 203,406.65	\$ 15,000.00	\$ -	\$ 431.12	\$ 218,837.77
PERM IMP	\$ 1,140,073.10	\$ 60,000.00	\$ 25,000.00	\$ 2,339.25	\$ 1,177,412.35
CC LIBRARY	\$ 30,680.81	\$ -	\$ -	\$ 62.37	\$ 30,743.18
JP- CH SECURITY	\$ 10,292.40	\$ -	\$ -	\$ 20.92	\$ 10,313.32
COURTHOUSE SECURITY	\$ 66,377.49	\$ -	\$ -	\$ 134.97	\$ 66,512.46
RECORDS MANAGEMENT	\$ 45,758.17	\$ -	\$ -	\$ 93.05	\$ 45,851.22
RECORDS PRESERVATION	\$ 20,171.26	\$ -	\$ -	\$ 41.02	\$ 20,212.28
ARCHIVE FEES	\$ 25,659.41	\$ 15,000.00	\$ -	\$ 69.80	\$ 40,729.21
2012 GO REFUNDING	\$ 321,433.58	\$ 75,000.00	\$ -	\$ 719.72	\$ 397,153.30
STATE FEES	\$ 5,278.99	\$ -	\$ -	\$ 10.69	\$ 5,289.68
DIST ATTY FORFEITURE	\$ 25,554.61	\$ -	\$ -	\$ 51.96	\$ 25,606.57
SHERIFF FORFEITURE	\$ 25,554.61	\$ -	\$ -	\$ 51.96	\$ 25,606.57
JAIL COMMISSARY	\$ 25,168.51	\$ 15,000.00	\$ -	\$ 68.76	\$ 40,237.27
HOTEL/MOTEL TAX	\$ 75,575.32	\$ 10,000.00	\$ -	\$ 165.38	\$ 85,740.70
TOTAL: TREAS FUND	<u>\$ 9,859,289.06</u>	<u>\$ 1,995,000.00</u>	<u>\$ 25,000.00</u>	<u>\$ 22,000.16</u>	<u>\$ 11,851,289.22</u>

YEAR - TO - DATE INTEREST	BAL FORWARD	CURRENT INT.	BALANCE
	\$ 50,596.85	\$ 22,000.16	\$ 72,597.01

AVG. YEILD FOR JAN 2019 2.39% MKT VALUE / SHARE \$ 1.00

**INVESTMENTS-LOGIC
PATTY BRENNAN, COOKE COUNTY TREASURER
JANUARY 2019**

ACCT NAME	BALANCE FORWARD	DEPOSITS	WITH- DRAWALS	CURRENT INTEREST	ENDING BALANCE
GENERAL	\$ 3,078,513.87	\$ -	\$ -	\$ 6,784.14	\$ 3,085,298.01
R & B -1	\$ 359,598.17	\$ -	\$ -	\$ 792.46	\$ 360,390.63
R & B -2	\$ 205,786.01	\$ -	\$ -	\$ 453.50	\$ 206,239.51
R & B -3	\$ 256,744.59	\$ 25,000.00	\$ -	\$ 597.88	\$ 282,342.47
R & B -4	\$ 256,744.59	\$ 100,000.00	\$ -	\$ 771.54	\$ 357,516.13
FM & L	\$ 102,892.92	\$ -	\$ -	\$ 226.75	\$ 103,119.67
ADULT PROBATION	\$ 154,163.72	\$ -	\$ -	\$ 339.73	\$ 154,503.45
PERM IMP	\$ 311,854.03	\$ 150,000.00	\$ -	\$ 995.87	\$ 462,849.90
LAW LIBRARY	\$ 25,635.31	\$ -	\$ -	\$ 56.47	\$ 25,691.78
COURTHOUSE SECURITY	\$ 51,446.54	\$ -	\$ -	\$ 113.38	\$ 51,559.92
RECORDS MANAGEMENT	\$ 54,169.02	\$ -	\$ -	\$ 119.36	\$ 54,288.38
ARCHIVE FEES	\$ 25,635.31	\$ -	\$ -	\$ 56.47	\$ 25,691.78
DIST ATTY FORFEITURE	\$ 25,635.31	\$ -	\$ -	\$ 56.47	\$ 25,691.78
SHERIFF FOREITURE	\$ 25,635.31	\$ -	\$ -	\$ 56.47	\$ 25,691.78
2012 GO REFUNDING	\$ 79,185.50	\$ 100,000.00	\$ -	\$ 302.83	\$ 179,488.33
TOTAL: TREAS FUND	<u>\$ 5,013,640.20</u>	<u>\$ 375,000.00</u>	<u>\$ -</u>	<u>\$ 11,723.32</u>	<u>\$ 5,400,363.52</u>

YEAR - TO - DATE INTEREST	BAL FORWARD	CURRENT INT.	BALANCE
	\$ 30,722.67	\$ 11,723.32	\$ 42,445.99

AVG. YEILD FOR JAN 2019 2.59% MKT VALUE / SHAF \$ 1.00

ACCOUNT NAME ACCOUNT NAME ACCOUNT NAME ACCOUNT NAME ACCOUNT NAME

2019 001 GENERAL

ACCOUNT NAME	DEBIT	CREDIT	DEBIT	CREDIT	DEBIT	CREDIT	DEBIT	CREDIT
CASH - GENERAL FUND	4,117,519.25		4,808,122.39		4,802,610.28		4,133,033.24	
CASH ON HAND	-1,969.00						1,959.00	
CASH RECEIPTS - TAXPOOL	3,543,839.79		1,768,603.16				7,285,342.95	
CASH RECEIPTS - LOGIC	3,075,913.47		6,738.14				3,065,295.01	
CASH RECEIPTS - TEXSTAR	5,505,255.21		1,364,358.86				6,167,744.07	
CASH RECEIPTS - SUNK COSTS	2,003,636.36		3,862.97				2,007,499.27	
BILLS - INVESTMENTS								
CASH INVESTMENTS	1,750,000.00							
FUND TOTALS	21,980,723.56		7,973,931.46		4,802,610.28		1,752,022.00	
							25,135,193.24	

2019 011 ROAD & BRIDGE 1

CASH - ROAD & BRIDGE = 1	425,455.53		426,502.18		396,954.01		483,003.70	
CASH INVESTED - TEXPOOL	344,473.42		96,162.20				540,635.92	
CASH INVESTED - LOGIC	359,598.17		792.46				360,290.63	
CASH INVESTED - TEXSTAR	364,216.96		96,233.51				660,551.47	
STOCK CASHE								
BILLS INVESTMENTS								
FUND TOTALS	1,593,844.08		619,691.65		392,954.01		2,114,532.72	

2019 012 ROAD & BRIDGE 2

CASH - ROAD & BRIDGE = 2	428,382.56		425,273.26		403,120.99		448,534.83	
CASH INVESTED - TEXPOOL	360,277.51		303,347.43				603,624.94	
CASH INVESTED - LOGIC	205,786.01		458.50				206,239.51	
CASH INVESTED - TEXSTAR	305,308.43		145,766.68				451,075.11	
BILLS INVESTMENTS								
FUND TOTALS	1,299,754.51		875,340.87		403,120.99		1,769,474.39	

2019 013 ROAD & BRIDGE 3

CASH - ROAD & BRIDGE = 3	412,916.33		427,307.98		386,072.32		452,331.99	
CASH INVESTED - TEXPOOL	453,772.75		95,975.47				549,752.22	
CASH INVESTED - LOGIC	206,744.59		27,497.88				282,242.47	
CASH INVESTED - TEXSTAR	452,449.55		96,007.13				548,456.68	
BILLS INVESTMENTS								
FUND TOTALS	1,575,833.22		619,891.46		386,072.32		1,832,782.36	

2019 014 ROAD & BRIDGE 4

CASH - ROAD & BRIDGE = 4	529,395.48		427,313.36		496,015.76		460,695.09	
CASH INVESTED - TEXPOOL	477,312.00		121,661.47				796,803.47	
CASH INVESTED - LOGIC	266,744.59		109,771.54				352,516.03	
CASH INVESTED - TEXSTAR	677,089.98		471,493.11				795,583.09	
BILLS INVESTMENTS								
FUND TOTALS	2,140,572.05		1,121,041.46		496,015.76		2,415,597.77	

2019 018 CENTZ TIP

CASH - CENTZ TIP								
CASH INVESTED								
CASH INVESTED - LOGIC								
T-BILL INVESTMENT								
FUND TOTALS								

2019 019 FM & LATERAL

CASH - FM & LATERAL	-5,312.03		1,276.32				16,588.35	
CASH INVESTED	326,183.07		66,190				326,844.97	
CASH INVESTED - LOGIC	102,892.92		226.75				103,119.67	
CASH INVESTED - TEXSTAR	333,954.02		678.90				334,632.92	

ACCOUNT NAME
 FUND INVESTMENT
 FUND TOTALS

2019 020 019C
 CASH - J.P.A.C.
 CASH INVESTED - LOGIC
 CASH INVESTED - TEXSTAR
 FUND TOTALS

PROFITING
 CASH BALANCE
 778,442.14

CASH RECEIPTS
 2,243.97

CASH DISBURSEMENTS
 25,603.64

CASH BALANCE
 785,082.47

2019 021 JUVENILE PROB-ISP
 CASH - JUV. PROB. DIV
 INVESTMENTS
 FUND TOTALS

23,532.98
 12,709.47
 .00
 36,242.45

46,673.95
 20.96
 .00
 26,294.91

25,603.64
 .00
 .00
 25,603.64

7,345.85
 4,958.49
 .00
 12,304.34

2019 022 JUVENILE PROBATION
 CASH - JUV. PROB. DIV
 INVESTMENTS
 FUND TOTALS

14,431.59
 .00
 14,431.59

173.04
 .00
 173.04

.00
 .00
 .00
 .00

14,604.63
 .00
 14,604.63

2019 023 JUVENILE PROB. IV-E
 CASH - IV-E
 CASH INVESTED - LOGIC
 CASH INVESTED - TEXSTAR
 FUND TOTALS

99.36
 77.56
 77.56
 99.36

.08
 .00
 .00
 .08

.00
 .00
 .00
 .00

99.44
 77.56
 77.56
 99.44

2019 026 ADULT PROBATION
 CASH - ADULT PROBATION
 CASH ON HAND
 CASH INVESTED - TEXPROC
 CASH INVESTED - LOGIC
 CASH INVESTED - TEXSTAR
 FUND TOTALS

48,418.00
 75.00
 202,921.76
 154,163.72
 203,426.65
 608,983.13

29,161.70
 .00
 15,429.37
 339.73
 15,431.12
 60,361.92

67,692.37
 .00
 .00
 .00
 .00
 67,692.37

9,887.33
 75.00
 218,251.13
 154,503.45
 218,837.77
 601,654.68

2019 029 GOVERNMENT CONSTRUCTION
 CASH - COMMUNITY CORRECT.
 INVESTMENTS
 CASH INVESTED - LOGIC
 FUND TOTALS

29,276.17
 .00
 .00
 29,276.17

.00
 .00
 .00
 .00

5,462.67
 .00
 .00
 5,462.67

2019 031 CONTRACT ELECTIONS
 CASH - CONTRACT ELECTIONS
 CASH INVESTED - TEXPROC
 CASH INVESTED - LOGIC
 FUND TOTALS

8,281.25
 .00
 .00
 8,281.25

7.47
 .00
 .00
 7.47

.00
 .00
 .00
 .00

8,288.72
 .00
 .00
 8,288.72

2019 032 DISTRICT CLERK PRESERVATION
 CASH - DISTRICT CLERK PRESERVATION
 INVESTMENTS
 CASH INVESTED - LOGIC
 CASH INVESTED - TEXSTAR
 FUND TOTALS

14,070.55
 10,306.70
 .00
 24,407.25

358.98
 20.96
 .00
 379.94

1,765.01
 .00
 .00
 1,765.01

12,664.52
 10,357.66
 .00
 23,022.18

2019 033 COUNTY/DISTRICT TECHNOLOGY FUN
 CASH - COUNTY/DISTRICT TECH

4,717.22

216.66

.00

4,933.88

ACCOUNT NAME	DEBITING	CREDIT	BALANCE
INVESTMENTS	1,547.79		
CASH INVESTED - LOGIC	.00		
CASH INVESTED - TEXSTAR	.00		
FUND TOTALS	6,284.91		6,284.91

ACCOUNT NAME	DEBITING	CREDIT	BALANCE
CASH REPORTER	3,622.53		
CASH - COOK COUNTY FUND	43,566.92		
INVESTMENTS	.00		
CASH INVESTED - LOGIC	.00		
CASH INVESTED - TEXSTAR	.00		
FUND TOTALS	47,189.45		47,189.45

ACCOUNT NAME	DEBITING	CREDIT	BALANCE
PERMANENT IMPROVEM	280,556.77		
CASH - PERMANENT IMPROVEM	1,139,661.45		
CASH INVESTED - EXHIBIT	311,884.03		
CASH INVESTED - LOGIC	1,250,073.50		
CASH INVESTED - TEXSTAR	.00		
STON CASTLE	.00		
T-BILL INVESTMENTS	.00		
FUND TOTALS	2,872,165.75		2,872,165.75

ACCOUNT NAME	DEBITING	CREDIT	BALANCE
LAW ENFORCEMENT ED	5,275.16		
CASH - LAW ENFORCEMENT ED	10,384.56		
CASH INVESTED - LOGIC	.00		
CASH INVESTED - TEXSTAR	.00		
FUND TOTALS	15,659.72		15,659.72

ACCOUNT NAME	DEBITING	CREDIT	BALANCE
JP TECH	26,405.42		
CASH - J P TECH FUND	17,370.62		
INVESTMENTS	.00		
CASH INVESTED - LOGIC	.00		
CASH INVESTED - TEXSTAR	.00		
FUND TOTALS	43,776.04		43,776.04

ACCOUNT NAME	DEBITING	CREDIT	BALANCE
LAW LIBRARY	23,403.13		
CASH - LAW LIBRARY	104,193.91		
CASH INVESTED - LOGIC	25,635.31		
CASH INVESTED - TEXSTAR	.00		
FUND TOTALS	153,037.35		153,037.35

ACCOUNT NAME	DEBITING	CREDIT	BALANCE
CC LIBRARY FUND	10,116.10		
CASH - COOK COUNTY LIBRA	27,951.23		
CASH INVESTED	.00		
CASH INVESTED - LOGIC	.00		
CASH INVESTED - TEXSTAR	30,660.81		
T-BILL INVESTMENTS	.00		
FUND TOTALS	68,728.14		68,728.14

ACCOUNT NAME	DEBITING	CREDIT	BALANCE
CC HISTORICAL COXX	3,972.76		
CASH - COOK CO. HISTORIC	3,972.76		
FUND TOTALS	3,972.76		3,972.76

ACCOUNT NAME	DEBITING	CREDIT	BALANCE
JP COURTHOUSE SECURITY	7,471.50		
CASH - JP COURTHOUSE SECURITY	5,188.22		
CASH INVESTED	10.59		
FUND TOTALS	12,670.31		12,670.31

ACCOUNT NAME	DEBITING	CASH	CASH	CASH	CASH	CASH
	BALANCE	RECEIPTS	DISBURS	DISBURS	DISBURS	BALANCE
CASH INVESTED - LOGIC	.00	.00	.00	.00	.00	.00
CASH INVESTED - TEXSTAR	10,292.12	20.92	412.42	.00	.00	23,164.54
FUND TOTALS	22,952.12		412.42	.00	.00	23,164.54

ACCOUNT NAME	DEBITING	CASH	CASH	CASH	CASH	CASH
	BALANCE	RECEIPTS	DISBURS	DISBURS	DISBURS	BALANCE
CASH - GOVERNOR'S SECRET	25,782.40		2,364.12	.00	.00	22,418.28
CASH INVESTED	136,138.84	276.25	276.25	.00	.00	136,138.84
CASH INVESTED - LOGIC	51,446.54	113.33	113.33	.00	.00	51,446.54
CASH INVESTED - TEXSTAR	66,317.99	125.52	125.52	.00	.00	66,317.99
FUND TOTALS	259,685.77	535.10	535.10	.00	.00	259,685.77

ACCOUNT NAME	DEBITING	CASH	CASH	CASH	CASH	CASH
	BALANCE	RECEIPTS	DISBURS	DISBURS	DISBURS	BALANCE
CASH - FLOOD DAMAGE	.00	.00	.00	.00	.00	.00
CASH INVESTED - EXPROJ	.00	.00	.00	.00	.00	.00
CASH INVESTED - LOGIC	.00	.00	.00	.00	.00	.00
FUND TOTALS	.00	.00	.00	.00	.00	.00

ACCOUNT NAME	DEBITING	CASH	CASH	CASH	CASH	CASH
	BALANCE	RECEIPTS	DISBURS	DISBURS	DISBURS	BALANCE
CASH - CHAPTER 19	417.69		368.00	771.29	.00	320.93
CASH - CHAPTER 19	.00	.00	.00	.00	.00	.00
INVESTMENTS	417.69		368.00	771.29	.00	320.93
FUND TOTALS	417.69		368.00	771.29	.00	320.93

ACCOUNT NAME	DEBITING	CASH	CASH	CASH	CASH	CASH
	BALANCE	RECEIPTS	DISBURS	DISBURS	DISBURS	BALANCE
CASH - CC RECORDS MANAGEMENT	2,875.26		73.34	1,127.26	.00	1,826.84
INVESTMENTS - EXPROJ	.00		.00	.00	.00	.00
FUND TOTALS	2,875.26		73.34	1,127.26	.00	1,826.84

ACCOUNT NAME	DEBITING	CASH	CASH	CASH	CASH	CASH
	BALANCE	RECEIPTS	DISBURS	DISBURS	DISBURS	BALANCE
CASH - RECORDS MANAGEMENT	23,302.76		1,764.63	4,497.95	.00	20,509.44
CASH INVESTED	19,297.80	39.17	39.17	.00	.00	19,336.97
CASH INVESTED - LOGIC	34,169.02	119.36	119.36	.00	.00	34,288.38
CASH INVESTED - TEXSTAR	45,728.17	93.05	93.05	.00	.00	45,821.22
FUND TOTALS	142,527.75	1,956.22	1,956.22	4,497.95	.00	139,936.01

ACCOUNT NAME	DEBITING	CASH	CASH	CASH	CASH	CASH
	BALANCE	RECEIPTS	DISBURS	DISBURS	DISBURS	BALANCE
CASH - RECORDS PRESERVATION	21,345.42		7,249.62	.00	.00	28,595.04
CASH INVESTED - EXPROJ	20,189.90	40.97	40.97	.00	.00	20,230.87
CASH INVESTED - LOGIC	.00	.00	.00	.00	.00	.00
CASH INVESTED - TEXSTAR	20,411.26	41.02	41.02	.00	.00	20,452.28
FUND TOTALS	61,906.64	7,331.81	7,331.81	.00	.00	69,236.85

ACCOUNT NAME	DEBITING	CASH	CASH	CASH	CASH	CASH
	BALANCE	RECEIPTS	DISBURS	DISBURS	DISBURS	BALANCE
CASH - D C RECORDS MANAGEMENT	22,045.46		312.23	2,410.00	.00	19,947.74
CASH INVESTED	15,508.13	31.45	31.45	.00	.00	15,539.58
CASH INVESTED - LOGIC	.00	.00	.00	.00	.00	.00
CASH INVESTED - TEXSTAR	.00	.00	.00	.00	.00	.00
FUND TOTALS	37,553.59	343.73	343.73	2,410.00	.00	35,487.32

ACCOUNT NAME	DEBITING	CASH	CASH	CASH	CASH	CASH
	BALANCE	RECEIPTS	DISBURS	DISBURS	DISBURS	BALANCE
CASH - DISTRICT CLERK ARCHIVE	20,737.61		281.75	.00	.00	21,019.36
CASH INVESTED	4,135.22	6.41	6.41	.00	.00	4,141.63
CASH INVESTED - LOGIC	.00	.00	.00	.00	.00	.00
CASH INVESTED - TEXSTAR	24,872.83	.00	296.16	.00	.00	25,162.99
FUND TOTALS	49,745.66	343.73	343.73	.00	.00	50,089.14

ACCOUNT NAME	DEBITING	CASH	CASH	CASH	CASH	CASH
	BALANCE	RECEIPTS	DISBURS	DISBURS	DISBURS	BALANCE
CASH - COUNTY CLERK ARCHIVE	34,601.02		6,674.71	21,620.00	.00	19,655.73
CASH - RECORDS ARCHIVE						
FUND TOTALS	34,601.02		6,674.71	21,620.00	.00	19,655.73

ACCOUNT NAME	DEBITING	CASH BALANCE	CASH RECEIPTS	CASH DISBURSMENTS	ENDING BALANCE
- INVESTMENTS	56,273.29	114.02	.00	.00	56,287.51
CASH INVESTED - LOGIC	42,633.31	56.47	.00	.00	42,689.78
CASH INVESTED - TEXSTAR	23,639.41	15,069.80	.00	.00	40,709.21
FUND TOTALS	142,552.11	2,915.10	2,620.00	.00	142,561.23

2019 053 CA CHECK COLLECTING					
CASH - CHECK COLLECTING	1,933.64	.00	.00	1,933.64	
CASH INVESTED	2,542.93	4.31	.00	2,547.24	
CASH INVESTED - LOGIC	.00	.00	.00	.00	
CASH INVESTED - TEXSTAR	.00	.00	.00	.00	
FUND TOTALS	4,476.57	4.31	.00	4,480.88	

2019 054 DA CHECK COLLECTING					
CASH - DA CHECK COLLECTING	79.34	.00	.00	79.34	
CASH INVESTED	.00	.00	.00	.00	
FUND TOTALS	79.34	.00	.00	79.34	

2019 055 CO ATTY FORFEITURE					
FUND TOTALS	.00	.00	.00	.00	

2019 056 DISTRICT ATTY FORFEITURE					
CASH - D.A. FORFEITURE	3,637.01	11.53	1,721.89	11,906.65	
CASH INVESTED - TEXPOOL	31,056.05	63.02	.00	31,119.07	
CASH INVESTED - LOGIC	23,635.31	56.47	.00	23,691.78	
CASH INVESTED - TEXSTAR	23,554.61	51.96	.00	23,606.57	
FUND TOTALS	93,922.98	82.98	1,721.89	94,325.07	

2019 057 D A SEIZURE FUND					
CASH - SEIZURE FUND	42,450.30	7,607.89	1,269.98	48,768.22	
INVESTMENTS	.00	.00	.00	.00	
FUND TOTALS	42,450.30	7,607.89	1,269.98	48,768.22	

2019 058 SHERIFF FORFEITURE					
CASH - SHERIFF FORFEITURE	9,281.93	16.26	2,660.68	16,637.31	
INVESTMENTS	33,756.76	78.66	.00	33,835.12	
CASH INVESTED - LOGIC	23,635.31	56.47	.00	23,691.78	
CASH INVESTED - TEXSTAR	23,554.61	51.96	.00	23,606.57	
FUND TOTALS	109,228.31	203.35	2,660.68	108,779.78	

2019 059 JAIL COMMISSARY					
CASH - JAIL COMMISSARY	23,993.73	8,875.19	15,363.38	12,305.74	
CASH INVESTED - TEXPOOL	80,556.42	163.44	.00	80,719.86	
CASH INVESTED - LOGIC	.00	.00	.00	.00	
CASH INVESTED - TEXSTAR	23,168.51	13,068.76	.00	40,237.27	
FUND TOTALS	111,723.66	17,107.39	15,363.38	133,462.67	

2019 061 2004 GO REFUNDING DEBT SERVICE					
CASH - 2004 GO REFUNDING D/S	177,960.63	223,988.99	285,000.00	176,929.62	
CASH INVESTED - TEXPOOL	332,060.69	90,756.17	.00	422,817.06	
CASH INVESTED - LOGIC	79,185.50	100,302.83	.00	179,488.33	
CASH INVESTED - TEXSTAR	321,433.58	79,719.72	.00	397,153.30	
T-BILL INVESTMENTS	.00	.00	.00	.00	
FUND TOTALS	910,640.40	490,747.91	285,000.00	1,116,388.31	

2019 088 STATE FEES					
CASH - STATE FEES	146,573.03	54,781.61	160,623.71	40,730.90	
CASH INVESTED	8,110.31	16.84	.00	8,327.15	

ACCOUNT NAME	BEGINNING CASH BALANCE	CASH RECEIPTS	CASH DISBURSEMENTS	ENDING CASH BALANCE
2019 090 OPTICIAN'S TRUST				
CASH INVESTED - LOGIC	5,278.99	0.00	0.00	5,278.99
CASH INVESTED - TEXSTAR	160,621.93	34,609.14	160,621.93	34,609.14
FUND TOTALS	165,900.92	34,609.14	160,621.93	34,609.14
2019 091 LIBRARY TRUST - TROBELL				
CASH-LIBRARY TRUST/TROBELL	1,139.54	31.26	33.00	1,197.80
CD INVESTMENT	15,000.00	0.00	0.00	15,000.00
FUND TOTALS	16,139.54	31.26	33.00	16,137.80
2019 092 LIBRARY TRUST - ROSENSTEIN				
CASH-LIBRARY TRUST/ROSENSTEIN	1,406.46	1.19	342.77	1,064.88
CD INVESTMENT	19,000.00	0.00	0.00	19,000.00
FUND TOTALS	20,406.46	1.19	342.77	19,064.88
2019 093 PAYROLL CLEARING				
CASH - PAYROLL CLEARING	0.00	1,500,178.46	0.00	1,500,178.46
INVESTMENTS	0.00	0.00	0.00	0.00
FUND TOTALS	0.00	1,500,178.46	0.00	1,500,178.46
2019 100 CHILD ABUSE PREVENTION FUND				
CASH-CHILD ABUSE PREVENTION	324.92	1.12	0.00	326.04
CASH INVESTED	0.00	0.00	0.00	0.00
FUND TOTALS	324.92	1.12	0.00	326.04
2019 101 SPERIAL DIVISION				
CASH-SPERIAL DIVISION	11,094.00	200.00	0.00	11,294.00
CASH INVESTED	0.00	0.00	0.00	0.00
CASH INVESTED - LOGIC	0.00	0.00	0.00	0.00
FUND TOTALS	11,094.00	200.00	0.00	11,294.00
2019 102 HOURS OCCUPANCY TAX FUND				
CASH - HOURS OCCUPANCY TAX	34,744.51	19,946.97	20,000.00	34,691.48
CASH INVESTED - TEXPOC	75,569.03	10,165.11	0.00	85,734.14
CASH INVESTED - LOGIC	0.00	0.00	0.00	0.00
CASH INVESTED - TEXSTAR	21,575.32	0.00	0.00	21,575.32
FUND TOTALS	131,888.86	29,112.08	20,000.00	131,000.94
GRAND TOTALS	36,016,685.47	24,078,183.82	7,960,406.78	42,1074,462.51

DATE	FUND NAME	CHECKING ACCOUNT	CHECKING AMOUNT	TROA ACCOUNT	TROA AMOUNT	FUND TOTAL
2019 001	GENERAL	TREAS FUND	4,153,031.14	TEXPOOL LOGIC TEXSTAR STONE CERT DEPOS	7,286,442.95 3,085,298.01 6,887,744.07 2,007,499.27 2,750,000.00	25,150,015.44
2019 011	ROAD & BRIDGE 1	TREAS FUND	453,003.70	TEXPOOL LOGIC TEXSTAR STONE	640,635.92 360,390.63 660,551.47	2,114,581.72
2019 012	ROAD & BRIDGE 2	TREAS FUND	448,534.83	TEXPOOL LOGIC TEXSTAR	663,624.94 206,239.51 451,075.11	1,769,474.39
2019 013	ROAD & BRIDGE 3	TREAS FUND	452,151.99	TEXPOOL LOGIC TEXSTAR	549,751.22 282,342.47 548,456.68	1,832,702.36
2019 014	ROAD & BRIDGE 4	TREAS FUND	460,695.08	TEXPOOL LOGIC TEXSTAR	798,803.47 357,516.13 799,583.09	2,415,597.77
2019 018	CERT2 TIP	TREAS FUND		TEXPOOL LOGIC		
2019 019	FM & LATERAL	TREAS FUND	16,588.35	TEXPOOL LOGIC TEXSTAR	326,844.97 103,119.67 354,632.92	781,185.91
2019 020	TJPC	TREAS FUND	21,203.27	TEXPOOL LOGIC TEXSTAR	12,825.43	34,028.70
2019 021	JUVENILE PROB-ISP	TREAS FUND	7,345.85	TEXPOOL LOGIC TEXSTAR	4,958.49	12,304.34
2019 022	JUVENILE PROBATION	TREAS FUND	14,604.63	TEXPOOL		14,604.63
2019 023	JUVENILE PROD. IV-E	TREAS FUND	99.44	TEXPOOL LOGIC TEXSTAR	77.56 77.56-	99.44
2019 028	ADULT PROBATION	TREAS FUND	9,887.33	TEXPOOL LOGIC	218,351.13 154,503.45 218,837.77	601,579.68
2019 029	COMMUNITY CORRECTIONS	TREAS FUND	22,614.50	TEXPOOL LOGIC		22,614.50
2019 031	CONTRACT ELECTIONS	TREAS FUND	8,288.72	TEXPOOL LOGIC		8,288.72
2019 032	DISTRICT CLERK PRESERVATION	TREAS FUND	12,664.52	TEXPOOL LOGIC	10,357.66	

DATE	FUND NAME	CHECKING ACCOUNT	CHECKING AMOUNT	TDCA ACCOUNT	TDCA AMOUNT	FUND TOTAL
2019 033	COUNTY/DISTRICT TECHNOLOGY	TREAS FUND	4,944.88	TDXPPOOL LOGIC TEXSTAR	1,570.32	6,504.60
2019 034	COURT REPORTER	TREAS FUND	1,990.30	TDXPPOOL LOGIC TEXSTAR	43,655.38	45,645.68
2019 035	PERMANENT IMPROVEMENT	TREAS FUND	38,215.69	TEXPOOL LOGIC TEXSTAR STONE	1,171,997.15 462,849.90 1,177,412.35	2,910,275.09
2019 037	LAW ENFORCEMENT ED	TREAS FUND	4,390.63	TEXPOOL LOGIC TEXSTAR	10,355.49	14,746.09
2019 038	JP TECH	TREAS FUND	26,377.52	TEXPOOL LOGIC TEXSTAR	17,406.07	43,783.59
2019 040	LAW LIBRARY	TREAS FUND	24,314.09	TEXPOOL LOGIC TEXSTAR	104,405.34 25,691.78	154,411.21
2019 041	CC LIBRARY FUND	TREAS FUND	1,993.05	TEXPOOL LOGIC TEXSTAR	27,967.87 30,743.18	70,704.10
2019 042	CC HISTORICAL COMM.	TREAS FUND	3,526.25	TEXPOOL LOGIC TEXSTAR	5,198.81 10,313.32	23,364.54
2019 043	JP COURTHOUSE SECURITY	TREAS FUND	7,852.41	TEXPOOL LOGIC TEXSTAR	136,415.09 51,559.92 66,512.46	282,634.99
2019 044	COURTHOUSE SECURITY	TREAS FUND	28,147.52	TEXPOOL LOGIC TEXSTAR	136,415.09 51,559.92 66,512.46	282,634.99
2019 045	FLOOD DAMAGE	TREAS FUND		TEXPOOL LOGIC		
2019 046	CHAPTER 19	TREAS FUND	320.98-	TEXPOOL LOGIC		320.98-
2019 047	CC RECORDS MANAGEMENT	TREAS FUND	1,826.84	TXXPPOOL LOGIC TEXSTAR	19,336.97 54,288.38 45,851.22	139,986.01
2019 048	COUNTY RECORDS MANAGEMENT	TREAS FUND	20,509.44	TXXPPOOL LOGIC TEXSTAR	19,336.97 54,288.38 45,851.22	139,986.01
2019 049	CC RECORDS PRESERVATION	TREAS FUND	28,795.30	TEXPOOL LOGIC TEXSTAR	20,230.87 20,212.28	69,238.45

FUND NAME	CHECKING ACCOUNT	CHECKING AMOUNT	PDCA ACCOUNT	PDCA AMOUNT	FUND TOTAL
2019 050 DIST CLERK RECORDS MANAGEMENT	TREAS FUND	13,947.74	TEXPOOL LOGIC TEXSTAR	15,539.58	35,487.32
2019 051 DISTRICT CLERK ARCHIVE	TREAS FUND	21,019.36	TEXPOOL LOGIC TEXSTAR	4,143.63	25,162.99
2019 052 COUNTY CLERK ARCHIVE PER	TREAS FUND	19,655.73	TEXPOOL LOGIC TEXSTAR	56,387.51	25,691.78
2019 053 CA CHECK COLLECTING	TREAS FUND	1,675.41	TEXPOOL LOGIC TEXSTAR	40,729.21	42,454.23
2019 054 DA CHECK COLLECTING	TREAS FUND	75.34	TEXPOOL	2,646.14	4,321.55
2019 055 CO ATTY FORFEITURE	TREAS FUND	11,906.65	TEXPOOL LOGIC TEXSTAR	25,606.57	94,324.07
2019 056 DISTRICT ATTY FORFEITURE	TREAS FUND	48,788.21	TEXPOOL LOGIC TEXSTAR	38,835.12	49,788.21
2019 057 D A SEIZURE FUND	TREAS FUND	16,637.31	TEXPOOL LOGIC TEXSTAR	25,691.78	106,770.78
2019 058 SHERIFF FORFEITURE	TREAS FUND	12,505.54	TEXPOOL LOGIC TEXSTAR	80,719.86	133,462.67
2019 061 2004 GO REFUNDING DEBT SERVIT	TREAS FUND	116,929.62	TEXPOOL LOGIC TEXSTAR	422,817.06	1,116,388.31
2019 088 STATE FEES	TREAS FUND	40,730.93	TEXPOOL LOGIC TEXSTAR	397,153.30	54,347.76
2019 090 OFFICER'S TRUST	TREAS FUND	1,169.80	CERT DEPOS	15,000.00	16,169.80
2019 092 LIBRARY TRUST - ROSENSTEIN	TREAS FUND	1,064.82	CERT DEPOS	19,000.00	20,064.82
2019 098 PAYROLL CLEARING	PAYROLL	1,510,178.46	TEXPOOL	325.64	1,510,178.46
2019 100 CHILD ABUSE PREVENTION FUND	TREAS FUND	11,294.00	TEXPOOL	1,294.00	12,588.00
2019 102 HOTEL OCCUPANCY TAX FUND	TREAS FUND	34,691.48	TEXPOOL LOGIC	85,734.14	120,425.62

DATE 02/14/2019 TIME 09:59

COMBINED STATEMENT OF CASH POSITION FOR JANUARY

FUND NAME	CHECKING ACCOUNT	CHECKING AMOUNT	TDOA ACCOUNT	TDOA AMOUNT	FUND TOTAL
			TEXSTAR	85,740.70	236,166.32
TOTAL		8,211,861.30		33,860,557.21	42,072,418.51

CHECK ACCOUNT	CHECK
ACCOUNT BALANCE - TREAS. FUND	6,701,682.84
ACCOUNT BALANCE - PAYROLL	1,510,178.46

TOTAL 8,211,861.30

TD0A ACCOUNT	TD0A
ACCOUNT BALANCE - TEXFOOL	12,817,482.76
ACCOUNT BALANCE - LOGIC	5,400,285.96
ACCOUNT BALANCE - TEXSTAR	11,851,283.22
ACCOUNT BALANCE - STONE	2,007,499.27
ACCOUNT BALANCE - CERT DEPOS	1,784,000.00

TOTAL 33,860,557.21