

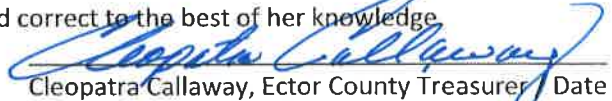


Cleopatra Callaway
Ector County Treasurer
Monthly Report
January 2020

THE STATE OF TEXAS §
COUNTY OF ECTOR COUNTY §
AFFIDAVIT §

Pursuant to LGC 114.026 I, Cleopatra Callaway, Ector County Treasurer do hereby submit The Treasurer's Monthly Report. This report includes, but not limited to, money received and disbursed; debts due to (if known) and owned by the county and all other proceedings in the treasurer's office that pertain to the Financial Standing of Ector County. The Treasurer's Books and the Auditor's General ledger agree. The Bank Statements have been reconciled; any adjustments have been noted including any amount that has been identified as irreconcilable. Irreconcilable differences will be noted and carried in transit until they have been identified and reconciled on the individual bank statements.

Therefore, Cleopatra Callaway, County Treasurer of Ector County, Texas, who being fully affirmed, upon oath says that the within and forgoing report is true and correct to the best of her knowledge.



Cleopatra Callaway, Ector County Treasurer Date


Commissioners' Court having reviewed the Treasurer's Report, on the this date, as presented, having taken reasonable steps to ensure its accuracy and based upon presentations to the Treasurer's Office approved the report, subject to the county auditor's review and request that it be filed with the official minutes of this meeting. {LGC 114.026(c)}

In addition, the below signatures affirm that the Treasurer's Report complies with statutes as referenced. {LGC 114.026 (d)}

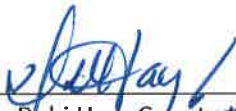
Total cash and other assets for the month of January 2020 \$75,145,046.90.




Eddy Shelton, Commissioner Pct.1




Greg Simmons, Commissioner Pct. 2



Debi Hays County Judge

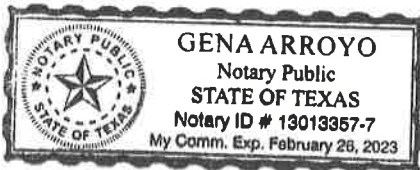


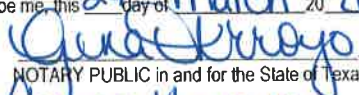
Dale Childers, Commissioner Pct.3




Armando S. Rodriguez, Commissioner Pct.4

SUBSCRIBED and SWORN TO be me, this 24th day of March, 2020





NOTARY PUBLIC in and for the State of Texas


Printed Name of NOTARY PUBLIC

Ector County Treasurer's Indebtedness Report

January 2020

Fund 021 Tax Notes Series 2015

Community National Bank

Original Debt Issued: \$8,800,000.00

| PREVIOUS OUTSTANDING BALANCE | PRINCIPAL PAYMENT DUE | CURRENT OUTSTANDING BALANCE | SCHEDULED DUE DATE |
|------------------------------------|--------------------------|-----------------------------------|-----------------------|
| 8,800,000 | - | 8,800,000 | 2/15/15 |
| 8,800,000 | 75,000 | 8,725,000 | 2/15/16 |
| 8,725,000 | 90,000 | 8,635,000 | 2/15/17 |
| 8,635,000 | 2,840,000 | 5,795,000 | 2/15/18 |
| 5,795,000 | 2,880,000 | 2,915,000 | 2/15/19 |
| | | | |

January 2020

Fund 021 Certificates of Obligation, Series 2017

Amergy Bank

Original Debt Issued: \$23,435,000.00

| PREVIOUS OUTSTANDING BALANCE | PRINCIPAL PAYMENT DUE | CURRENT OUTSTANDING BALANCE | SCHEDULED DUE DATE |
|------------------------------------|--------------------------|-----------------------------------|-----------------------|
| 23,435,000 | - | 23,435,000 | 2/15/18 |
| 23,435,000 | - | 23,435,000 | 2/15/19 |
| 23,435,000 | - | 23,435,000 | 2/15/20 |
| 23,435,000 | 950,000 | 22,485,000 | 2/15/21 |
| 22,485,000 | 990,000 | 21,495,000 | 2/15/22 |
| 21,495,000 | 1,035,000 | 20,460,000 | 2/15/23 |
| 20,460,000 | 1,085,000 | 19,375,000 | 2/15/24 |
| 19,375,000 | 1,140,000 | 18,235,000 | 2/15/25 |
| 18,235,000 | 1,200,000 | 17,035,000 | 2/15/26 |
| 17,035,000 | 1,265,000 | 15,770,000 | 2/15/27 |
| 15,770,000 | 1,325,000 | 14,445,000 | 2/15/28 |
| 14,445,000 | 1,390,000 | 13,055,000 | 2/15/29 |
| 13,055,000 | 1,445,000 | 11,610,000 | 2/15/30 |
| 11,610,000 | 1,505,000 | 10,105,000 | 2/15/31 |
| 10,105,000 | 1,555,000 | 8,550,000 | 2/15/32 |
| 8,550,000 | 1,605,000 | 6,945,000 | 2/15/33 |
| 6,945,000 | 1,655,000 | 5,290,000 | 2/15/34 |
| 5,290,000 | 1,705,000 | 3,585,000 | 2/15/35 |
| 3,585,000 | 1,765,000 | 1,820,000 | 2/15/36 |
| 1,820,000 | 1,820,000 | - | 2/15/37 |

ECTOR COUNTY
MONTHLY TREASURERS REPORT
AS OF: JANUARY 31ST, 2020

| FUND | ACCOUNT# | ACCOUNT NAME | BEGINNING BALANCE | CURRENT ACTIVITY | CURRENT BALANCE |
|-------------------------------------|------------------------------------|--------------------------------|----------------------|---------------------|--------------------|
| <u>001-General Fund</u> | | | | | |
| | 001-1120 | Cash In Bank | 3,219,744.25 | 56,567.82 | 3,276,312.07 |
| | 001-1130 | Texpool | 2,578,346.27 | 3,817,483.89 | 6,395,830.16 |
| | 001-1133 | Texas Class | 2,381,181.72 | 3,196,780.57 | 5,577,962.29 |
| | 001-1134 | TexSTAR | 2,110,350.77 | 2,052,051.84 | 4,162,402.61 |
| | 001-1135 | Governmental Agency Investment | 200,000.00 | 0.00 | 200,000.00 |
| | 001-1137 | Certificates of Deposit | 3,420,000.00 | (596,000.00) | 2,824,000.00 |
| | 001-1138 | Logic Investment Pool | 2,315,082.75 | 2,005,328.23 | 4,320,410.98 |
| | 001-1139 | Broker MMA | 418,852.32 | 279,323.17 | 698,175.49 |
| | 001-1140 | Change Funds | 12,375.00 | 0.00 | 12,375.00 |
| | 001-1141 | Imprest Fund | 0.00 | 0.00 | 0.00 |
| | 001-1142 | Unamortized Discount | 0.00 | 0.00 | 0.00 |
| | TOTAL 001-General Fund | | 16,655,933.08 | 10,811,535.52 | 27,467,468.60 |
| <u>002-FM & LR Fund</u> | | | | | |
| | 002-1120 | Cash In Bank | 3,491.61 | 324,558.22 | 328,049.83 |
| | 002-1130 | Texpool | 704,987.74 | (29,141.61) | 675,846.13 |
| | 002-1133 | Texas Class | 760,589.54 | (179,246.62) | 581,342.92 |
| | 002-1134 | TexSTAR | 741,704.00 | (29,117.96) | 712,586.04 |
| | 002-1135 | Governmental Agency Investment | 0.00 | 0.00 | 0.00 |
| | 002-1136 | Prosperity Bank CD's | 0.00 | 0.00 | 0.00 |
| | 002-1137 | Certificates of Deposit | 1,350,000.00 | (240,000.00) | 1,110,000.00 |
| | 002-1138 | Logic Investment Pool | 749,867.76 | 111,096.16 | 860,963.92 |
| | 002-1139 | Broker MMA | 0.00 | 1,033.42 | 1,033.42 |
| | 002-1142 | Unamortized Discount | 0.00 | 0.00 | 0.00 |
| | TOTAL 002-FM & LR Fund | | 4,310,640.65 | (40,818.39) | 4,269,822.26 |
| <u>003-Law Library Fund</u> | | | | | |
| | 003-1120 | Cash In Bank | 19,283.03 | (7,225.94) | 12,057.09 |
| | 003-1130 | Texpool | 34,278.46 | 43.59 | 34,322.05 |
| | 003-1134 | TexSTAR | 41,933.81 | 51.97 | 41,985.78 |
| | TOTAL 003-Law Library Fund | | 95,495.30 | (7,130.38) | 88,364.92 |
| <u>004-Elections Administration</u> | | | | | |
| | 004-1120 | Cash In Bank | 15,210.63 | (1,966.84) | 13,243.79 |
| | 004-1130 | Texpool | 18,323.91 | 23.30 | 18,347.21 |
| | 004-1133 | Texas Class | 12,477.36 | 18.59 | 12,495.95 |
| | 004-1134 | TexSTAR | 12,704.08 | 15.74 | 12,719.82 |
| | 004-1138 | Logic Investment Pool | 16,879.15 | 23.57 | 16,902.72 |
| | TOTAL 004-Elections Administration | | 75,595.13 | (1,885.64) | 73,709.49 |
| <u>005-Sales Tax District</u> | | | | | |
| | 005-1120 | Cash In Bank | 182,979.79 | (157,175.32) | 25,804.47 |
| | 005-1130 | Texpool | 3,054,419.71 | 379,361.26 | 3,433,780.97 |
| | 005-1133 | Texas Class | 3,454,628.82 | 380,706.56 | 3,835,335.38 |
| | 005-1134 | TexSTAR | 3,657,949.37 | 379,998.17 | 4,037,947.54 |
| | 005-1138 | Logic Investment Pool | 3,334,114.61 | 380,180.23 | 3,714,294.84 |
| | TOTAL 005-Sales Tax District | | 13,684,092.30 | 1,363,070.90 | 15,047,163.20 |

E C T O R C O U N T Y
 MONTHLY TREASURERS REPORT
 AS OF: JANUARY 31ST, 2020

| FUND | ACCOUNT# | ACCOUNT NAME | BEGINNING BALANCE | CURRENT ACTIVITY | CURRENT BALANCE |
|-------------------------------------|------------------------------------|-------------------------|----------------------|---------------------|--------------------|
| <u>010-GENERAL CLEARING CASH</u> | | | | | |
| | 010-1121 | General Clearing Cash | 4,663,986.47 | (887,494.61) | 3,776,491.86 |
| | TOTAL 010-GENERAL CLEARING CASH | | 4,663,986.47 | (887,494.61) | 3,776,491.86 |
| <u>012-Child Abuse Prevention</u> | | | | | |
| | 012-1120 | Cash In Bank | 617.78 | 61.47 | 679.25 |
| | 012-1130 | Texpool | 34.97 | 0.04 | 35.01 |
| | TOTAL 012-Child Abuse Prevention | | 652.75 | 61.51 | 714.26 |
| <u>013-CA Pretrial Intervention</u> | | | | | |
| | 013-1120 | Cash In Bank | 7,398.62 | 6,386.42 | 13,785.04 |
| | 013-1130 | Texpool | 132,163.38 | 168.07 | 132,331.45 |
| | 013-1133 | Texas Class | 187,820.39 | (14,742.48) | 173,077.91 |
| | 013-1137 | Certificates of Deposit | 0.00 | 0.00 | 0.00 |
| | TOTAL 013-CA Pretrial Intervention | | 327,382.39 | (8,187.99) | 319,194.40 |
| <u>014-County Records Mgmt/Pres</u> | | | | | |
| | 014-1120 | Cash In Bank | 60,608.14 | 11,673.68 | 72,281.82 |
| | 014-1130 | Texpool | 19,945.36 | 25.36 | 19,970.72 |
| | 014-1133 | Texas Class | 56,129.35 | 83.64 | 56,212.99 |
| | 014-1134 | TexSTAR | 5,278.28 | 6.54 | 5,284.82 |
| | 014-1136 | Prosperity Bank CD's | 0.00 | 0.00 | 0.00 |
| | 014-1137 | Certificates Of Deposit | 0.00 | 0.00 | 0.00 |
| | TOTAL 014-County Records Mgmt/Pres | | 141,961.13 | 11,789.22 | 153,750.35 |
| <u>015-Co Clerk Records Mgmt</u> | | | | | |
| | 015-1120 | Cash In Bank | 35,960.82 | 3,439.61 | 39,400.43 |
| | 015-1130 | Texpool | 74,267.79 | 94.45 | 74,362.24 |
| | 015-1133 | Texas Class | 73,743.67 | 109.89 | 73,853.56 |
| | 015-1134 | TexSTAR | 108,763.81 | 134.79 | 108,898.60 |
| | 015-1136 | Prosperity Bank CD's | 0.00 | 0.00 | 0.00 |
| | 015-1137 | Certificates of Deposit | 0.00 | 0.00 | 0.00 |
| | 015-1138 | Logic Investment Pool | 71,317.86 | 99.60 | 71,417.46 |
| | TOTAL 015-Co Clerk Records Mgmt | | 364,053.95 | 3,878.34 | 367,932.29 |
| <u>016-Court Technology Fund</u> | | | | | |
| | 016-1120 | Cash In Bank | 537.77 | 476.12 | 1,013.89 |
| | 016-1130 | Texpool | 885.68 | 1.13 | 886.81 |
| | TOTAL 016-Court Technology Fund | | 1,423.45 | 477.25 | 1,900.70 |
| <u>017-Courthouse Security Fund</u> | | | | | |
| | 017-1120 | Cash In Bank | 6,951.91 | 3,824.09 | 10,776.00 |
| | 017-1130 | Texpool | 16,552.44 | 21.05 | 16,573.49 |
| | 017-1133 | Texas Class | 58,134.81 | (19,943.17) | 38,191.64 |
| | 017-1134 | TexSTAR | 45,400.35 | 56.27 | 45,456.62 |
| | TOTAL 017-Courthouse Security Fund | | 127,039.51 | (16,041.76) | 110,997.75 |

E C T O R C O U N T Y
 MONTHLY TREASURERS REPORT
 AS OF: JANUARY 31ST, 2020

| FUND | ACCOUNT# | ACCOUNT NAME | BEGINNING BALANCE | CURRENT ACTIVITY | CURRENT BALANCE |
|------------------------------------|----------|-------------------------|----------------------|---------------------|--------------------|
| <u>018-JP Technology Fund</u> | | | | | |
| 018-1120 | | Cash In Bank | 2,465.59 | (1,410.17) | 1,055.42 |
| 018-1130 | | Texpool | 17,386.79 | (1,979.16) | 15,407.63 |
| 018-1133 | | Texas Class | 44,368.85 | (434.26) | 43,934.59 |
| 018-1134 | | TexSTAR | 63,478.44 | (6,927.53) | 56,550.91 |
| 018-1136 | | Prosperity Bank CD's | 0.00 | 0.00 | 0.00 |
| 018-1138 | | Logic Investment Pool | 17,785.08 | 24.84 | 17,809.92 |
| TOTAL 018-JP Technology Fund | | | 145,484.75 | (10,726.28) | 134,758.47 |
| <u>021-Debt Service Fund</u> | | | | | |
| 021-1120 | | Cash In Bank | 449,985.66 | (222,266.53) | 227,719.13 |
| 021-1130 | | Texpool | 120,726.09 | 275,423.77 | 396,149.86 |
| 021-1133 | | Texas Class | 167,482.76 | 275,566.22 | 443,048.98 |
| 021-1134 | | TexSTAR | 167,324.17 | 400,703.10 | 568,027.27 |
| 021-1136 | | Prosperity Bank CD's | 0.00 | 0.00 | 0.00 |
| 021-1138 | | Logic Investment Pool | 1,953.70 | 425,509.00 | 427,462.70 |
| TOTAL 021-Debt Service Fund | | | 907,472.38 | 1,154,935.56 | 2,062,407.94 |
| <u>022-Dist Clerk Records Mgmt</u> | | | | | |
| 022-1120 | | Cash In Bank | 16,883.57 | 3,099.61 | 19,983.18 |
| 022-1133 | | Texas Class | 57,733.85 | 86.03 | 57,819.88 |
| TOTAL 022-Dist Clerk Records Mgmt | | | 74,617.42 | 3,185.64 | 77,803.06 |
| <u>023-County Clerk Archive</u> | | | | | |
| 023-1120 | | Cash In Bank | 25,012.54 | 17,927.81 | 42,940.35 |
| 023-1133 | | Texas Class | 279,592.88 | 416.62 | 280,009.50 |
| TOTAL 023-County Clerk Archive | | | 304,605.42 | 18,344.43 | 322,949.85 |
| <u>024-District Clerk Archive</u> | | | | | |
| 024-1120 | | Cash In Bank | 40,827.96 | 2,917.44 | 43,745.40 |
| 024-1130 | | Texpool | 51,848.33 | 65.94 | 51,914.27 |
| TOTAL 024-District Clerk Archive | | | 92,676.29 | 2,983.38 | 95,659.67 |
| <u>032-Self Funded Liability</u> | | | | | |
| 032-1120 | | Cash In Bank | 1,550.38 | (1,081.00) | 469.38 |
| 032-1130 | | Texpool | 70,896.18 | 90.16 | 70,986.34 |
| 032-1133 | | Texas Class | 72,652.92 | (5,896.21) | 66,756.71 |
| 032-1134 | | TexSTAR | 64,961.29 | 80.51 | 65,041.80 |
| 032-1136 | | Prosperity Bank CD's | 0.00 | 0.00 | 0.00 |
| 032-1137 | | Certificates of Deposit | 0.00 | 0.00 | 0.00 |
| TOTAL 032-Self Funded Liability | | | 210,060.77 | (6,806.54) | 203,254.23 |
| <u>037-County Specialty Court</u> | | | | | |
| 037-1120 | | Cash In Bank | 0.00 | 189.31 | 189.31 |
| 037-1130 | | Texpool | 0.00 | 0.00 | 0.00 |
| 037-1133 | | Texas Class | 0.00 | 0.00 | 0.00 |
| 037-1134 | | TexSTAR | 0.00 | 0.00 | 0.00 |
| 037-1138 | | Logic Investment Pool | 0.00 | 0.00 | 0.00 |
| TOTAL 037-County Specialty Court | | | 0.00 | 189.31 | 189.31 |

E C T O R C O U N T Y
 M O N T H L Y T R E A S U R E R S R E P O R T
 A S O F : J A N U A R Y 3 1 S T , 2 0 2 0

| FUND | ACCOUNT# | ACCOUNT NAME | BEGINNING BALANCE | CURRENT ACTIVITY | CURRENT BALANCE |
|--------------------------------------|-------------------------------------|-------------------------|----------------------|---------------------|--------------------|
| <u>038-Truancy Prevention</u> | | | | | |
| | 038-1120 | Cash In Bank | 0.00 | 25.01 | 25.01 |
| | 038-1130 | Texpool | 0.00 | 0.00 | 0.00 |
| | 038-1134 | TexSTAR | 0.00 | 0.00 | 0.00 |
| | 038-1136 | Prosperity Bank CD's | 0.00 | 0.00 | 0.00 |
| | TOTAL 038-Truancy Prevention | | 0.00 | 25.01 | 25.01 |
| <u>040-2013 Capital Projects</u> | | | | | |
| | 040-1120 | Cash In Bank | 682.59 | 1.21 | 683.80 |
| | 040-1130 | Texpool | 0.00 | 0.00 | 0.00 |
| | 040-1133 | Texas Class | 75,204.87 | 112.06 | 75,316.93 |
| | 040-1136 | Prosperity Bank CD's | 0.00 | 0.00 | 0.00 |
| | 040-1138 | Logic Investment Pool | 0.00 | 0.00 | 0.00 |
| | TOTAL 040-2013 Capital Projects | | 75,887.46 | 113.27 | 76,000.73 |
| <u>041-Ector County Coliseum</u> | | | | | |
| | 041-1120 | Cash In Bank | 91,864.01 | (62,487.96) | 29,376.05 |
| | 041-1130 | Texpool | 207,473.67 | (29,755.23) | 177,718.44 |
| | 041-1133 | Texas Class | 207,638.97 | (69,794.90) | 137,844.07 |
| | 041-1134 | TexSTAR | 204,611.67 | 253.58 | 204,865.25 |
| | 041-1136 | Prosperity Bank CD's | 0.00 | 0.00 | 0.00 |
| | 041-1137 | Certificates of Deposit | 0.00 | 0.00 | 0.00 |
| | 041-1138 | Logic Investment Pool | 134,625.98 | 188.02 | 134,814.00 |
| | 041-1139 | Broker MMA | 0.00 | 0.00 | 0.00 |
| | 041-1140 | Change Fund | 400.00 | 0.00 | 400.00 |
| | TOTAL 041-Ector County Coliseum | | 846,614.30 | (161,596.49) | 685,017.81 |
| <u>042-Ector County Airport</u> | | | | | |
| | 042-1120 | Cash In Bank | 866.51 | 356.22 | 1,222.73 |
| | 042-1130 | Texpool | 107,885.56 | (4,869.16) | 103,016.40 |
| | 042-1133 | Texas Class | 105,944.60 | (9,857.03) | 96,087.57 |
| | 042-1134 | TexSTAR | 98,829.15 | 122.48 | 98,951.63 |
| | 042-1136 | Prosperity Bank CD's | 0.00 | 0.00 | 0.00 |
| | 042-1137 | Certificates of Deposit | 0.00 | 0.00 | 0.00 |
| | 042-1138 | Logic Investment Pool | 105,592.43 | 147.47 | 105,739.90 |
| | 042-1139 | Broker MMA | 0.00 | 0.00 | 0.00 |
| | TOTAL 042-Ector County Airport | | 419,118.25 | (14,100.02) | 405,018.23 |
| <u>043-Coliseum Capital Impr Fun</u> | | | | | |
| | 043-1120 | Cash In Bank | 29,777.08 | (29,558.22) | 218.86 |
| | 043-1130 | Texpool | 424,174.03 | (418,726.99) | 5,447.04 |
| | 043-1133 | Texas Class | 421,039.30 | (420,768.23) | 271.07 |
| | 043-1137 | Certificates of Deposit | 0.00 | 0.00 | 0.00 |
| | 043-1139 | Broker MMA | 0.00 | 0.00 | 0.00 |
| | TOTAL 043-Coliseum Capital Impr Fun | | 874,990.41 | (869,053.44) | 5,936.97 |

ECTOR COUNTY
MONTHLY TREASURERS REPORT
AS OF: JANUARY 31ST, 2020

| FUND | ACCOUNT# | ACCOUNT NAME | BEGINNING BALANCE | CURRENT ACTIVITY | CURRENT BALANCE |
|-------------------------------------|----------|--------------------------------|----------------------|---------------------|--------------------|
| <u>044-Capital Improvements</u> | | | | | |
| 044-1120 | | Cash In Bank | 44,852.09 | (43,244.65) | 1,607.44 |
| 044-1133 | | Texas Class | 1,730,134.64 | (7,436.81) | 1,722,697.83 |
| 044-1137 | | Certificates of Deposit | 0.00 | 0.00 | 0.00 |
| 044-1139 | | Broker MMA | 0.00 | 0.00 | 0.00 |
| TOTAL 044-Capital Improvements | | | 1,774,986.73 | (50,681.46) | 1,724,305.27 |
| <u>045-2015 Capital Projects</u> | | | | | |
| 045-1120 | | Cash In Bank | 71,115.97 | (70,328.88) | 787.09 |
| 045-1130 | | Texpool | 1,990,826.99 | (131,553.43) | 1,859,273.56 |
| 045-1133 | | Texas Class | 1,941,127.46 | (297,554.54) | 1,643,572.92 |
| TOTAL 045-2015 Capital Projects | | | 4,003,070.42 | (499,436.85) | 3,503,633.57 |
| <u>046-Airport Capital Impr</u> | | | | | |
| 046-1120 | | Cash In Bank | (451,897.30) | (19,367.82) | (471,265.12) |
| 046-1130 | | Texpool | 38,145.75 | (38,121.49) | 24.26 |
| 046-1134 | | TexSTAR | 42,931.14 | (42,904.54) | 26.60 |
| TOTAL 046-Airport Capital Impr | | | (370,820.41) | (100,393.85) | (471,214.26) |
| <u>047-2017 Jail Expansion Fund</u> | | | | | |
| 047-1120 | | Cash In Bank | 7,545.40 | (7,004.92) | 540.48 |
| 047-1130 | | Texpool | 1,170,400.53 | (716,968.13) | 453,432.40 |
| 047-1133 | | Texas Class | 1,273,502.03 | (18,132.15) | 1,255,369.88 |
| 047-1134 | | TexSTAR | 1,318,640.40 | 1,634.24 | 1,320,274.64 |
| 047-1138 | | Logic Investment Pool | 1,305,000.62 | 1,822.59 | 1,306,823.21 |
| TOTAL 047-2017 Jail Expansion Fund | | | 5,075,088.98 | (738,648.37) | 4,336,440.61 |
| <u>048-Meteor Crater</u> | | | | | |
| 048-1120 | | Cash In Bank | 9,047.83 | 16.07 | 9,063.90 |
| 048-1130 | | Texpool | 7,302.85 | 9.29 | 7,312.14 |
| 048-1134 | | TexSTAR | 3,136.65 | 3.89 | 3,140.54 |
| TOTAL 048-Meteor Crater | | | 19,487.33 | 29.25 | 19,516.58 |
| <u>051-Equipment Services Fund</u> | | | | | |
| 051-1120 | | Cash In Bank | 72,989.52 | (72,163.43) | 826.09 |
| 051-1130 | | Texpool | 529,008.98 | 672.75 | 529,681.73 |
| 051-1133 | | Texas Class | 589,061.98 | (51,160.97) | 537,901.01 |
| 051-1134 | | TexSTAR | 548,406.87 | 679.66 | 549,086.53 |
| 051-1136 | | Prosperity Bank CD's | 0.00 | 0.00 | 0.00 |
| 051-1137 | | Certificates of Deposit | 0.00 | 0.00 | 0.00 |
| 051-1138 | | Logic Investment Pool | 480,114.55 | 670.55 | 480,785.10 |
| 051-1139 | | Broker MMA | 0.00 | 0.00 | 0.00 |
| TOTAL 051-Equipment Services Fund | | | 2,219,581.90 | (121,301.44) | 2,098,280.46 |
| <u>052-Self Funded Health Fund</u> | | | | | |
| 052-1120 | | Cash In Bank | 697,632.72 | (623,733.04) | 73,899.68 |
| 052-1130 | | Texpool | 2,806,209.28 | 3,568.72 | 2,809,778.00 |
| 052-1134 | | TexSTAR | 2,567,142.31 | 501,801.23 | 3,068,943.54 |
| 052-1135 | | Governmental Agency Investment | 0.00 | 0.00 | 0.00 |
| 052-1136 | | Prosperity Bank CD's | 0.00 | 0.00 | 0.00 |
| 052-1137 | | Certificates of Deposit | 2,050,000.00 | (150,000.00) | 1,900,000.00 |

E C T O R C O U N T Y
 MONTHLY TREASURERS REPORT
 AS OF: JANUARY 31ST, 2020

| FUND | ACCOUNT# | ACCOUNT NAME | BEGINNING BALANCE | CURRENT ACTIVITY | CURRENT BALANCE |
|-----------------------------------|----------|----------------------|----------------------|---------------------|--------------------|
| 052-1139 | | Broker MMA | 1,275.00 | 309,050.14 | 310,325.14 |
| 052-1142 | | Unamortized Discount | 0.00 | 0.00 | 0.00 |
| TOTAL 052-Self Funded Health Fund | | | 8,122,259.31 | 40,687.05 | 8,162,946.36 |
| <u>053-Payroll Fund</u> | | | | | |
| 053-1120 | | Cash In Bank | 19,869.26 | 4,737.69 | 24,606.95 |
| TOTAL 053-Payroll Fund | | | 19,869.26 | 4,737.69 | 24,606.95 |
| ALL FUNDS GRAND TOTAL | | | 65,263,307.08 | 9,881,739.82 | 75,145,046.90 |