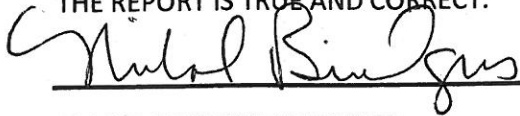


THE PUBLIC INVESTMENT ACT, CHAPTER 2256.023 OF THE GOVERNMENT CODES REQUIRES THE INVESTMENT OFFICER OF EACH LOCAL GOVERNMENT TO SUBMIT TO ITS GOVERNING BODY A QUARTERLY REPORT OF INVESTMENT TRANSACTIONS. THE LAMAR COUNTY TREASURER HAS COMPILED INFORMATION TO COMPLY WITH THE REPORTING REQUIREMENTS. ATTACHED IS THE DETAILED INVESTMENT REPORT FOR THE PERIOD OF April 01 – June 30, 2018.

I NICHOL BRIDGERS, LAMAR COUNTY TREASURER AND INVESTMENT OFFICER HAVE PREPARED THE ATTACHED INVESTMENT REPORT FOR THE LAMAR COUNTY COMMISSIONER'S COURT, AND STATE THAT THE REPORT IS TRUE AND CORRECT.



07-24-2018

LAMAR COUNTY TREASURER


DATE

WE THE UNDERSIGNED COUNTY JUDGE AND COMMISSIONER FOR LAMAR COUNTY TEXAS HEREBY CERTIFY THAT WE HAVE THIS DATE MADE AN EXAMINATION OF THE COUNTY TREASURER'S QUARTERLY INVESTMENT REPORT. WE HAVE FOUND THE SAME TO BE CORRECT AND IN DUE ORDER.


WITNESS OUR HANDS OFFICIALLY THIS THE 24TH DAY OF JULY 2018.

COUNTY JUDGE

COMMISSIONER PCT. #1



COMMISSIONER PCT. #2




COMMISSIONER PCT. #3



COMMISSIONER PCT. #4

FILED FOR RECORD THIS THE 24TH DAY OF JULY 2018


COUNTY CLERK

Quarterly Investment Report

April - June 2018

FUND	BEG.BALANCE	DEPOSITS	WITH-DRAWLS	INTEREST	QTR.ENDING INVESTMENT BALANCE
TEX POOL ACCOUNTS					
GENERAL OPERATING	33,188.20			143.50	33,331.70
ROAD & BRIDGE	881.88			3.70	885.58
JURY	755.19			3.38	758.57
CTHSE. SECURITY	51.86			0	51.86
CO.CLK.REC.MANAG.	133.97			.91	134.88
CO.REC.MANAG.	1153.67			4.88	1158.55
REF. BOND SERIES	576.71			2.73	579.44
INDIGENT HEALTH	67.73			0	67.73
PERM.IMPROV.	356.59			1.82	358.41
TOTAL TEXPOOL	37,165.80			160.92	37,326.72
GREEN BANK C.D.'S					
ROAD & BRIDGE					
CD7784/ 1.270%	1,003,201.54			3106.63	1,006,308.17
GENERAL-OP ACCT.					
CD7323/ 1.600%	1,005,303.81		7019.47	1715.66	1,000,000.00
CD9803/ 1.600%	503,504.40		3504.40		500,000.00
CD7768/ 1.270%	1,003,201.54			3106.63	1,006,308.17
CD9531/ .1.600%	1,000,000.00			3945.82	1,003,945.82
CD5141/ 1.600%	2,000,000.00			7891.64	2,007,891.64
CD0003/ 1.600%	1,000,000.00			3901.98	1,003,901.98
CD6822/ 1.600%	1,000,000.00			3901.68	1,003,901.68
CD4645/ 1.270%	1,006,659.72			3117.34	1,009,777.06
CD0048/ 1.600%	1,000,000.00			3901.67	1,003,901.67
CD0049/ 1.600%	1,000,000.00			3901.67	1,003,901.67
CD0050/ 1.600%	1,000,000.00			3901.67	1,003,901.67
TOTAL GREEN BANK INVESTMENTS	12,521,871.01		10,523.87	42,392.69	12,553,739.83
TOTAL INVESTMENTS	12,559,036.81		10,523.87	42,553.61	12,591,066.55