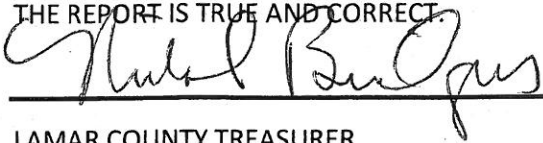


THE PUBLIC INVESTMENT ACT, CHAPTER 2256.023 OF THE GOVERNMENT CODES REQUIRES THE INVESTMENT OFFICER OF EACH LOCAL GOVERNMENT TO SUBMIT TO ITS GOVERNING BODY A QUARTERLY REPORT OF INVESTMENT TRANSACTIONS. THE LAMAR COUNTY TREASURER HAS COMPILED INFORMATION TO COMPLY WITH THE REPORTING REQUIREMENTS. ATTACHED IS THE DETAILED INVESTMENT REPORT FOR THE PERIOD OF July 1st – September 30, 2017.

I NICHOL BRIDGERS, LAMAR COUNTY TREASURER AND INVESTMENT OFFICER HAVE PREPARED THE ATTACHED INVESTMENT REPORT FOR THE LAMAR COUNTY COMMISSIONER'S COURT, AND STATE THAT THE REPORT IS TRUE AND CORRECT.



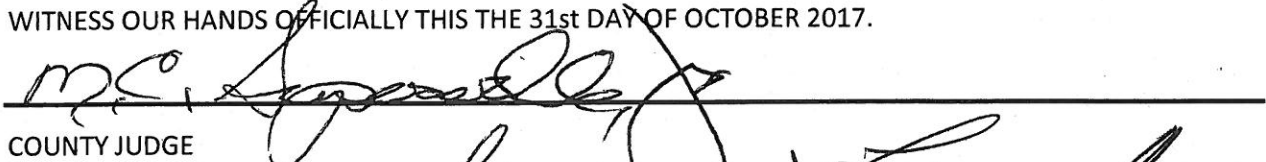
10-31-2017

LAMAR COUNTY TREASURER


DATE

WE THE UNDERSIGNED COUNTY JUDGE AND COMMISSIONER FOR LAMAR COUNTY TEXAS HEREBY CERTIFY THAT WE HAVE THIS DATE MADE AN EXAMINATION OF THE COUNTY TREASURER'S QUARTERLY INVESTMENT REPORT. WE HAVE FOUND THE SAME TO BE CORRECT AND IN DUE ORDER.

WITNESS OUR HANDS OFFICIALLY THIS THE 31st DAY OF OCTOBER 2017.




COUNTY JUDGE




COMMISSIONER PCT. #1



COMMISSIONER PCT. #2




COMMISSIONER PCT. #3



COMMISSIONER PCT. #4

FILED FOR RECORD THIS THE 31ST DAY OF OCTOBER 2017



COUNTY CLERK

Quarterly Investment Report

July – September 2017

FUND	BEG.BALANCE	DEPOSITS	WITH-DRAWLS	INTEREST	QTR.ENDING INVESTMENT BALANCE
TEX POOL ACCOUNTS					
GENERAL OPERATING	32,901.88			82.56	32,984.44
ROAD & BRIDGE	874.77			1.84	876.61
JURY	748.67			1.84	750.51
CTHSE. SECURITY	51.86			0	51.86
CO.CLK.REC.MANAG.	133.60			0	133.60
CO.REC.MANAG.	1144.12			2.76	1146.88
REF. BOND SERIES	571.20			1.77	572.97
INDIGENT HEALTH	67.73			0	67.73
PERM.IMPROV.	353.73			.92	354.65
TOTAL TEXPOOL	36,847.56			91.69	36,939.25
GREEN BANK C.D.'S					
GENERAL-OP ACCT.					
CD7323/ .5999%	1,000,000.00			1766.20	1,001,766.20
CD9803/ .6000%	500,000.00			881.16	500,881.16
CD7768/ .6000%	1,009,529.01			1526.74	1,011,055.75
CD7784/ .6000%	1,009,529.01			1526.74	1,011,055.75
CD9531/ .6999%	1,001,725.92			1747.96	1,003,473.88
CD5141/ .6999%	2,003,451.83			3495.94	2,006,947.77
CD0003/ .6999%	1,001,707.14			1767.15	1,003,474.29
CD6822/ .6999%	1,001,707.01			1767.14	1,003,474.15
CD4645/ 1.2700%	2,012,028.02		1,012,028.02		1,000,000.00
CD0048/ .6999%	1,001,706.61			1767.14	1,003,473.75
CD0049/ .6999%	1,001,706.61			1767.14	1,003,473.75
CD0050/ .6999%	1,001,706.61			1767.14	1,003,473.75
TOTAL GREEN BANK INVESTMENTS	13,544,797.77		1,012,028.02	19,780.45	12,552,550.20
TOTAL INVESTMENTS	13,581,645.33		1,012,028.02	19,872.14	12,589,489.45