


PROPOSED BUDGET

LAMAR COUNTY
PARIS, TEXAS


For the Fiscal Year 2013-2014

Beginning October 01, 2013
and Ending September 30, 2014

SUBMITTED BY:



M.C. Superville Jr., County Judge

FILED FOR RECORD THIS 29th DAY OF August A.D., 2013


COUNTY CLERK, LAMAR COUNTY, TEXAS

FILED FOR RECORD
LAMAR COUNTY, TEXAS
AUG 29 PM 8:11
KATHY MARLOWE
COUNTY CLERK

This budget will raise more total property taxes than last year's budget by \$95,583 or 0.79%, and of that amount, \$103,416 is tax revenue to be raised from new property added to the tax roll this year.



LAMAR COUNTY, TEXAS

LAMAR COUNTY, TEXAS
For the 2013-2014 Fiscal Year

| <u>BUDGET</u> | <u>PAGE</u> |
|---|-------------|
| Budget Certificate----- | 1 |
| Organization and Employees----- | 2 |
| Budget Summary, All Budgeted Funds----- | 6 |
| Assessed Value, Tax Levy and Collections----- | 7 |
| Tax Rates, By Funds----- | 8 |

GENERAL FUND

| | |
|--|----|
| Fund and Department Descriptions----- | 9 |
| Budgeted Revenues----- | 14 |
| Expenditures Summary----- | 15 |
| Commissioners Court----- | 16 |
| County Judge----- | 17 |
| County Clerk----- | 18 |
| County Court-at-Law----- | 19 |
| 6 th District Court----- | 20 |
| 62 nd District Court----- | 21 |
| District Clerk----- | 22 |
| Justice of the Peace, Precinct 5, Place 1----- | 23 |
| Justice of the Peace, Precinct 5, Place 2----- | 24 |
| Justice of the Peace, Precinct 1----- | 25 |
| Justice of the Peace, Precinct 2----- | 26 |
| Justice of the Peace, Precinct 3----- | 27 |
| Justice of the Peace, Precinct 4----- | 28 |
| County Attorney----- | 29 |
| Elections----- | 30 |
| County Auditor----- | 31 |
| Tax Assessor/Collector----- | 32 |
| County Treasurer----- | 33 |
| Data Processing----- | 34 |
| Maintenance----- | 35 |
| Constable, Precinct 1----- | 36 |
| Constable, Precinct 2----- | 37 |
| Constable, Precinct 3----- | 38 |
| Constable, Precinct 4----- | 39 |
| Constable, Precinct 5----- | 40 |
| Sheriff----- | 41 |
| Juvenile Probation----- | 42 |
| Criminal Detention----- | 43 |
| Emergency Management----- | 44 |
| Institutional----- | 45 |
| Indigent Health Care----- | 46 |
| Veterans----- | 47 |
| Extension Service----- | 48 |
| Miscellaneous, Non-Department----- | 49 |

LAMAR COUNTY, TEXAS
For the 2013-2014 Fiscal Year

BUDGET

PAGE

SPECIAL REVENUE FUNDS

| | |
|---|----|
| Fund Descriptions----- | 50 |
| Budgeted Revenues, Road & Bridge Fund----- | 52 |
| Expenditures Summary, Road & Bridge Fund----- | 53 |
| Road & Bridge – Precinct 1----- | 54 |
| Road & Bridge – Precinct 2----- | 55 |
| Road & Bridge – Precinct 3----- | 56 |
| Road & Bridge – Precinct 4----- | 57 |
| Estray and Jury Fund----- | 58 |
| Lateral Road Fund----- | 60 |
| Law Library Fund----- | 65 |
| County Clerk Records Management Fund----- | 67 |
| Indigent Health Care Fund----- | 69 |
| Courthouse Security Fund----- | 71 |
| District Clerk Records Archive Fund----- | 73 |
| County Clerk Records Archive Fund----- | 75 |
| County Records Management Fund----- | 77 |
| District Clerk Records Management Fund----- | 79 |
| Judicial District Fund----- | 81 |
| Juvenile Delinquency Prevention Fund----- | 83 |
| Alternative Dispute Resolution Fund----- | 85 |
| Juvenile Prob. Title IV Fund----- | 87 |
| Court Record Preservation Fund----- | 89 |
| County & District Clerk Technology Fund----- | 91 |
| Justice Court Technology Fund----- | 93 |

CAPITAL PROJECT FUNDS

| | |
|-------------------------------------|-----|
| Fund Description----- | 95 |
| Permanent Improvement Fund----- | 96 |
| Certificate of Obligation 2011----- | 98 |
| SURMA Fund----- | 100 |

DEBT SERVICE FUNDS

| | |
|---|-----|
| Fund Description----- | 102 |
| Certificate of Obligations, Series 1999, 2011 & 2012----- | 103 |

TABLE OF CONTENTS
LAMAR COUNTY, TEXAS
For the 2013-2014 Fiscal Year

BUDGET

PAGE

GRANTS

| | |
|--|-----|
| Grant Descriptions----- | 105 |
| Juvenile Probation State Aid Grant----- | 106 |
| State Homeland Security Grant----- | 108 |
| Justice Assistance Grant----- | 110 |
| TXP&W Trails Fund Grant----- | 112 |
| Victims Coordinator Grant----- | 114 |
| Mental Health Grant----- | 116 |
| Juvenile Probation Commitment Reduction Grant----- | 118 |

SALARY ORDER & EQUIPMENT LIST

| | |
|---|-----|
| Salary and Travel Expense Order----- | 120 |
| Equipment and Capital Project Expenditures----- | 129 |



LAMAR COUNTY, TEXAS

**ORGANIZATION AND EMPLOYEES
LAMAR COUNTY, TEXAS**

GENERAL ADMINISTRATION

Commissioner's Court:

- * County Judge
- * Commissioner, Precinct 1
- * Commissioner, Precinct 2
- * Commissioner, Precinct 3
- * Commissioner, Precinct 4
- Asst. Chief Deputy Clerk

County Judge's Office
Chief Deputy Clerk

County Clerk's Office:

- * County Clerk
- Chief Deputy Clerk
- Asst. Chief Deputy Clerk
- Deputy Clerks (5)
- Part-time Employee

JUDICIAL

Court-at-Law:

- * County Court-at-Law Judge
- Bailiff
- Court Reporter

District Courts:

- * 6th District Court Judge
- * 62nd District Court Judge
- 6th District Court Reporter
- 62nd District Court Reporter
- Bailiff
- Part-time Employee

District Clerk's Office:

- * District Clerk
- Chief Deputy Clerk
- Asst. Chief Deputy Clerk
- Deputy Clerks (5)

**ORGANIZATION AND EMPLOYEES
LAMAR COUNTY, TEXAS**

Justice of the Peace:

- * Justice of the Peace, Precinct 1,2,3,4 (4)
- * Justice of the Peace, Precinct 5, Place 1
- * Justice of the Peace, Precinct 5, Place 2
- Chief Deputy Clerk (2)
- Asst. Chief Deputy Clerk (2)

LEGAL

County and District Attorney's Office:

- * County and District Attorney
- Assistant County Attorney (4)
- Victims Coordinator
- Investigator
- Chief Deputy Clerk
- Asst. Chief Deputy Clerk
- Asst. Victims Coordinator
- Deputy Clerk

ELECTIONS

Elections Dept.:

- Election Administrator
- Asst. Chief Deputy Clerk

FINANCIAL

County Auditor's Office:

- County Auditor
- Assistant Auditors (3)

Tax Assessor/Collector's Office:

- * Tax Assessor/Collector
- Chief Deputy Clerk
- Asst. Chief Deputy Clerk
- Deputy Clerks (3)

Treasurer's Office:

- * Treasurer

Data Processing Office:

- Data Processor

**ORGANIZATION AND EMPLOYEES
LAMAR COUNTY, TEXAS**

PUBLIC FACILITIES

Maintenance:

- Building Superintendent
- Building Technician
- Janitors (2)

PUBLIC SAFETY

Sheriff's Office:

- * Sheriff
- Chief Deputy
- Sergeants (4)
- DTF Officer
- Patrol Sergeant
- Field Deputies (18)
- Civil Process Deputy
- Bail Bondsman Clerk
- Office Manager
- Clerk Typist
- Record Clerk
- Telephone Clerk (2)
- Dispatchers (6)

Criminal Detention:

- Chief Jailer
- Lieutenant Jailer
- Jailer – Supervisors (4)
- Jailers (32)
- Jailer – Commissary Clerk

Constables:

- * Constable, Precinct 1
- * Constable, Precinct 2
- * Constable, Precinct 3
- * Constable, Precinct 4
- * Constable, Precinct 5
- Deputy Constable, Precinct 5

Juvenile Probation Office:

- Chief Juvenile Probation Officer
- Juvenile Probation Officers (3)
- Secretary

Emergency Management:

- Emergency Management Coordinator

**ORGANIZATION AND EMPLOYEES
LAMAR COUNTY, TEXAS**

PUBLIC ROAD & HIGHWAYS

Precinct 1:

Road & Bridge Crew (6)
Part-time Employee

Precinct 2:

Road & Bridge Crew (6)

Precinct 3:

Road & Bridge Crew (6)

Precinct 4:

Road & Bridge Crew (6)

HEALTH AND WELFARE

Indigent Health Care Office:

Chief Deputy Clerk
Asst. Chief Deputy Clerk

Veteran's Office:

Veteran's Officer
Part-time Employee

AGRICULTURAL AND CONSERVATION


County Extension Agent Office

County Agents (2)
Secretary

* Denotes an elected official

EMPLOYEES

190 Regular Employees
+ 4 Part-time Employees
194 Total Employees



LAMAR COUNTY, TEXAS

BUDGET SUMMARY - ALL BUDGETED FUNDS
LAMAR COUNTY, TEXAS
For the 2013-14 Fiscal Year

| FUNDS | EST. FUND BALANCE at 10/01/13 | ESTIMATED REVENUES | TRANSFERS IN / CAPITAL LEASES | TOTAL FUNDS AVAILABLE | LESS BUDGETED EXPENDITURES | TRANSFERS OUT | EST. FUND BALANCE at 9/30/14 |
|---------------------------------|-------------------------------------|-----------------------|-------------------------------------|-----------------------------|----------------------------------|------------------|------------------------------------|
| GENERAL FUND: | \$ 8,221,495 | 13,085,359 | - | 21,306,854 | (13,536,923) | (433,178) | \$ 7,336,753 |
| SPECIAL REVENUE FUND: | | | | | | | |
| Road & Bridge | 714,595 | 3,394,408 | 220,000 | 4,329,003 | (4,158,752) | - | \$ 170,251 |
| Estray & Jury | 33,803 | 46,508 | - | 80,311 | (58,500) | - | \$ 21,811 |
| Lateral Road | - | 40,000 | - | 40,000 | (40,000) | - | \$ - |
| Law Library | 39,410 | 26,000 | - | 65,410 | (35,000) | - | \$ 30,410 |
| Co. Clk. Records Mgt. | 306,029 | 70,000 | - | 376,029 | (311,808) | - | \$ 64,221 |
| Indigent Health Care | 221,682 | 1,059,044 | - | 1,280,726 | (1,142,395) | - | \$ 138,331 |
| Courthouse Security | 31,632 | 25,500 | - | 57,132 | (37,000) | - | \$ 20,132 |
| Dist. Clk. Records Archive | 13,355 | 3,800 | - | 17,155 | (5,000) | - | \$ 12,155 |
| Co. Clk. Records Archive | 27,424 | 45,000 | - | 72,424 | (50,000) | - | \$ 22,424 |
| County Records Mgt. Fund | 107,101 | 18,000 | - | 125,101 | (90,000) | - | \$ 35,101 |
| Dist. Clerk Record Mgt. Fund | 17,316 | 4,300 | - | 21,616 | (15,000) | - | \$ 6,616 |
| Judicial District Fund | 1,315 | 2,000 | - | 3,315 | (2,500) | - | \$ 815 |
| Juvenile Delinquency Prevention | 38,001 | 2,000 | - | 40,001 | (30,000) | - | \$ 10,001 |
| Alternative Dispute Resolution | 12,572 | 10,000 | - | 22,572 | (16,000) | - | \$ 6,572 |
| Juvenile Prob. Title IV Fund | 36,851 | 200 | - | 37,051 | (5,311) | - | \$ 31,740 |
| Ct. Records Preservation | 38,137 | 9,300 | - | 47,437 | (11,500) | - | \$ 35,937 |
| Co. & Dist. Clerk Tech. Fund | 4,672 | 1,100 | - | 5,772 | - | - | \$ 5,772 |
| Justice Court Technology | 124,149 | 8,700 | - | 132,849 | (21,800) | - | \$ 111,049 |
| CAPITAL PROJECT FUND: | | | | | | | |
| Permanent Improvement | 602 | - | 100,000 | 100,602 | (100,000) | - | \$ 602 |
| CO 2011 | 1,000,000 | - | - | 1,000,000 | (1,000,000) | - | \$ - |
| SURRMA Fund | - | - | 100,827 | 100,827 | (100,827) | - | \$ - |
| DEBT SERVICE FUND: | | | | | | | |
| Certificate of Obligations | 31,178 | 553,827 | - | 585,005 | (553,100) | - | \$ 31,905 |
| GRANTS: | | | | | | | |
| State Aid Grants | - | 311,960 | 3,411 | 315,371 | (315,371) | - | \$ - |
| State Homeland Security Gt. | - | 42,552 | - | 42,552 | (42,552) | - | \$ - |
| Justice Assistance Grant | - | 6,090 | - | 6,090 | (6,090) | - | \$ - |
| TXP&W Trails Grant | - | 342,250 | - | 342,250 | (342,250) | - | \$ - |
| Victims Coordinator Grant | - | 42,000 | 8,940 | 50,940 | (50,940) | - | \$ - |
| Mental Health Grant | - | 42,372 | - | 42,372 | (42,372) | - | \$ - |
| Commitment Reduction Grant | - | 79,589 | - | 79,589 | (79,589) | - | \$ - |
| TOTALS | \$ 11,021,319 | 19,271,859 | 433,178 | 30,726,356 | (22,200,580) | (433,178) | \$ 8,092,598 |

**ASSESSED VALUE, TAX LEVY AND COLLECTIONS
LAMAR COUNTY, TEXAS
Last Nine Tax Roll Years and Current Tax Roll Year**

| TAX ROLL YEAR | TAX RATE | ASSESSED VALUE | TAXES LEVIED | COLLECTIONS |
|---------------|----------|----------------|--------------|-------------|
| 2004 | 0.4113 | 1,815,959,732 | 7,469,042 | 7,210,711 |
| 2005 | 0.4354 | 1,829,809,803 | 7,966,992 | 7,691,282 |
| 2006 | 0.4429 | 2,097,307,753 | 9,288,976 | 9,040,219 |
| 2007 | 0.4429 | 2,219,695,865 | 9,831,033 | 9,537,626 |
| 2008 | 0.4329 | 2,398,784,850 | 10,384,340 | 10,115,370 |
| 2009 | 0.4226 | 2,587,901,974 | 10,936,474 | 10,641,629 |
| 2010 | 0.4131 | 2,751,794,785 | 11,367,664 | 11,073,870 |
| 2011 | 0.4192 | 2,722,381,245 | 11,412,222 | 11,145,427 |
| 2012 | 0.4387 | 2,767,639,734 | 12,141,636 | |
| 2013 | 0.4251 | 2,878,781,015 | 12,237,698 | |

**TAX RATES - BY FUNDS
LAMAR COUNTY, TEXAS
Last Two Years and Current Rate**

| FUNDS | TAX RATE 11-12 | TAX RATE 12-13 | TAX RATE 13-14 |
|---|-------------------|-------------------|-------------------|
| MAINTENANCE & OPERATING FUNDS: | | | |
| General | 0.2904 | 0.3057 | 0.2959 |
| Road & Bridge | 0.0689 | 0.0756 | 0.0727 |
| Estray & Jury | 0.0014 | 0.0011 | 0.0011 |
| Indigent Health Care | 0.0392 | 0.0361 | 0.0361 |
| | 0.3999 | 0.4185 | 0.4058 |
| INTEREST & SINKING FUNDS: | | | |
| Certificate of Obligations | 0.0193 | 0.0202 | 0.0193 |
| TOTAL I&S RATE | 0.0193 | 0.0202 | 0.0193 |
| TOTAL TAX RATE | 0.4192 | 0.4387 | 0.4251 |

GENERAL FUND

The General Fund is a constitutional fund which is utilized to account for all County revenues and expenditures except those which are required by law to be classed in other constitutional funds and such other funds that are presented separately to facilitate proper accountability. The General Fund maintains the following departments:

110

Commissioners Court General Administration

The Commissioners Court is the governing body of the county. The Court consists of a county judge and four county commissioners elected by the qualified voters of individual commissioners precincts. Among some of its duties, the Court approves the county budget, determines the county tax rates, approves contracts in the name of the county, determines whether a proposition to issue bonds or certificate of obligations should be submitted to the voters, appoints certain county officials, and make other decisions concerning the operation

120

County Judge

The County Judge is both the presiding officer of the commissioners court and judge of the county court. The judge is often thought of as the chief executive officer of the county. Specific statutory duties include elections, finance, bonds and sureties, court operations, mental health, special districts, and general administration.

130

County Clerk General Administration

The County Clerk is the clerk for the county courts, including probate courts, and the comm. court. The clerk is also the recorder of the county. All instruments filed for record are done so in the clerk's office. The clerk carries out elections for the county, issues marriage licenses, and maintains vital statistics.

140

Court-at-Law Judicial

The Court-at-Law office is a statutory county court that has concurrent jurisdiction with the district courts in probate matters and proceedings; family cases and proceedings; and felony cases to conduct arraignments and pretrial hearings.

**150-160
District Courts
Judicial**

District courts consist of the 6th and 62nd District Courts. These courts are trial courts of general subject matter jurisdiction. This jurisdiction includes original jurisdiction of felony criminal prosecutions; suits of divorce; suits over title to land; election contests; and civil suits. District courts also hear contested matters involving probate cases and have general supervisory control over commissioners court.

**170
District Clerk
Judicial**

The District Clerk has custody of and shall maintain, arrange, and preserve the records relating to or lawfully deposited in the clerk's office. As clerk of a district court, she has the responsibility to record the acts and proceedings of court, enter all judgements and record all executions issued

**190-240
Justice of the Peace
Judicial**

The Justice of the Peace is the presiding officer of the justice court and the small claims court. The Justice of the Peace has jurisdiction over minor misdemeanor offenses and civil matters. A variety of civil processes, as well as arrest and search warrants, can be issued by the justice of the peace. The Justice of the Peace may also conducts hearings, inquests, and

**260
County Attorney
Legal**

The County Attorney is the chief prosecuting officer for the county courts and handles criminal misdemeanor cases, civil cases, and other matters such as child support cases, revocation of probation, bond forfeitures, and commitment proceedings. As district attorney, he represents the state in the prosecution of felony cases in district court. The County Attorney is the chief legal advisor to the county.

**300
Election
Elections**

Elections is a function of the county clerk's office. It includes the payment of election workers and operating costs associated with general and special elections.

**360
County Auditor
Financial Administration**

The County Auditor is appointed by the district judges. Her responsibilities include those for accounting, auditing, accounting systems design, assisting with financial planning and operations, financial reporting, insurance, budget preparation, and the preparation of claims for approval by the Commissioners' Court. The personnel office for payroll and employee-related business is operated within the county auditor's office.

**370
County Tax Assessor-Collector
Financial Administration**

The County Tax Assessor/Collector is responsible for the collection of various county fees and taxes and for the collection of motor vehicle fees and taxes as well as sales tax for the

**380
County Treasurer
Financial Administration**

The County Treasurer duties include depositing moneys received by the County into the depository selected by the Commissioners' Court and to invest idle cash. Other responsibilities include the signing and registering of all the County's checks along with the

**390
Data Processing
Financial Administration**

The Data Processing Department is responsible for the maintenance and repair of computer equipment throughout county departments. The Data Processor also advises and updates the Commissioners' Court on the computer needs of the county.

**405
Maintenance
Public Facilities**

The Maintenance Department is responsible for the maintenance and upkeep of all county

**410-450
Constables
Public Safety**

The Constable is an authorized peace officer and is the chief process server of the justice court. The Constable has state-wide jurisdiction to execute any criminal processes, and county-wide jurisdiction to execute any civil processes.

**490
Sheriff
Public Safety**

The Sheriff is the chief law enforcement officer for the county and is responsible for operating the county jails, investigating crimes, making judgements, and maintaining communications with other law enforcement organizations. The Sheriff has county-wide jurisdiction and is also responsible for security in both the county and district courts.

**500
Juvenile Probation
Public Safety**

This department accounts for the County's portion of operating costs associated with juveniles and the detention of juveniles.

**510
Criminal Detention
Public Safety**

The Criminal Detention Department or jail is overseen by the Sheriff. It includes the operating costs of housing inmates, along with the staffing of jailers.

**520
Emergency Management
Public Safety**

Under direction from the County Judge, the Emergency Management Coordinator supervises the development and implementation of the Lamar County Regional Emergency Management Plan.

**710
Institutional
Health and Welfare**

This department supplements funding of local non-profit agencies. It also aids in the funding of health and other costs pertaining to indigents.

**720
Indigent Health Care
Health and Welfare**


The Indigent Health Care Department includes the personnel costs of the indigent health care program. This office is responsible for the screening of applicants to determine whether or not they qualify for the indigent health care program.

**730
Veterans
Health and Welfare**

The Veterans Department includes the personnel costs and operating expenses of the veteran's office. This office provides assistance to veterans in applying for federal programs.

**810
Agricultural Extension Service
Conservation**

The Agricultural Extension Service Office provides services in the agriculture and homemaking communities. The extension service department coordinates numerous 4-H projects and programs for local youngsters.



LAMAR COUNTY, TEXAS

**GENERAL FUND
BUDGETED REVENUES
For the 2013-14 Fiscal Year**

| <u>REVENUES</u> | <u>ACTUAL 11-12</u> | <u>ESTIMATED 12-13</u> | <u>ORIGINAL 12-13</u> | <u>PROPOSED 13-14</u> |
|---|-------------------------|----------------------------|---------------------------|---------------------------|
| <u>PROPERTY TAXES</u> | | | | |
| Current Taxes | \$ 7,706,531 | \$ 7,672,384 | \$ 8,164,551 | \$ 8,220,172 |
| Delinquent Taxes | 227,115 | 237,229 | 253,820 | 255,549 |
| Total Property Taxes | <u>\$ 7,933,645</u> | <u>\$ 7,909,613</u> | <u>\$ 8,418,371</u> | <u>\$ 8,475,721</u> |
| <u>OTHER TAXES</u> | | | | |
| Sales Tax | <u>\$ 2,566,030</u> | <u>\$ 2,557,152</u> | <u>\$ 2,550,000</u> | <u>\$ 2,650,000</u> |
| <u>INTERGOVERNMENTAL REVENUE</u> | | | | |
| Federal Revenue | \$ 106,758 | \$ 63,362 | \$ 62,000 | \$ 62,000 |
| State Revenue | 299,038 | 310,955 | 293,200 | 282,500 |
| Shared Revenue w/Local Govt. | - | - | - | - |
| Total Intergovernmental Revenue | <u>\$ 405,797</u> | <u>\$ 374,317</u> | <u>\$ 355,200</u> | <u>\$ 344,500</u> |
| <u>CHARGES FOR SERVICES</u> | | | | |
| Fees of Office | \$ 996,855 | \$ 993,492 | \$ 973,300 | \$ 1,024,800 |
| Appointed Attorney Fees | 53,209 | 58,253 | 52,000 | 53,000 |
| Civil Fees | 26,870 | 30,151 | 28,000 | 24,000 |
| Other Fees | 18,486 | 18,281 | 16,700 | 19,000 |
| Total Charges for Services | <u>\$ 1,095,419</u> | <u>\$ 1,100,177</u> | <u>\$ 1,070,000</u> | <u>\$ 1,120,800</u> |
| <u>FINES AND FORFEITURES</u> | | | | |
| J.P. Court Fines | <u>\$ 222,710</u> | <u>\$ 230,772</u> | <u>\$ 225,000</u> | <u>\$ 235,000</u> |
| <u>MISCELLANEOUS REVENUE</u> | | | | |
| Interest Earnings | \$ 103,736 | \$ 101,667 | \$ 94,200 | \$ 76,000 |
| Contribution from Private Sources | - | - | - | - |
| Other Revenue | 268,442 | 203,423 | 150,700 | 183,338 |
| Total Miscellaneous Revenue | <u>\$ 372,178</u> | <u>\$ 305,090</u> | <u>\$ 244,900</u> | <u>\$ 259,338</u> |
| TOTAL REVENUES | <u>\$ 12,595,780</u> | <u>\$ 12,477,121</u> | <u>\$ 12,863,471</u> | <u>\$ 13,085,359</u> |
| TOTAL REVENUES | <u>\$ 12,595,780</u> | <u>\$ 12,477,121</u> | <u>\$ 12,863,471</u> | <u>\$ 13,085,359</u> |

GENERAL FUND
Expenditures Summary
For the 2013-14 Fiscal Year

| <u>EXPENDITURES</u> | <u>ACTUAL 11-12</u> | <u>ESTIMATED 12-13</u> | <u>ORIGINAL 12-13</u> | <u>PROPOSED 13-14</u> |
|-------------------------------------|-------------------------|----------------------------|---------------------------|---------------------------|
| <u>PERSONAL SERVICES</u> | \$ 8,168,344 | \$ 8,174,882 | \$ 8,636,714 | \$ 8,702,148 |
| <u>SUPPLIES & MATERIALS</u> | \$ 800,330 | \$ 745,067 | \$ 922,300 | \$ 959,200 |
| <u>OTHER SERVICES & CHARGES</u> | \$ 2,969,955 | \$ 3,208,162 | \$ 3,517,574 | \$ 3,689,386 |
| <u>CAPITAL OUTLAY</u> | \$ 16,750 | \$ 147,091 | \$ 144,000 | \$ 186,189 |
| <u>DEBT SERVICE</u> | - | \$ - | \$ - | \$ - |
| <u>TRANSFERS TO OTHER FUNDS</u> | \$ 53,908 | \$ 165,774 | \$ 213,905 | \$ 433,178 |
| TOTAL GENERAL FUND | <u>\$12,009,287</u> | <u>\$12,440,976</u> | <u>\$13,434,493</u> | <u>\$ 13,970,101</u> |

GENERAL FUND
General Administration
Commissioners Court
For the 2013-14 Fiscal Year

ACCT.
100-110

| <u>CODE</u> | <u>EXPENDITURES</u> | <u>ACTUAL</u> <u>11-12</u> | <u>ESTIMATED</u> <u>12-13</u> | <u>ORIGINAL</u> <u>12-13</u> | <u>PROPOSED</u> <u>13-14</u> |
|----------------------------------|-------------------------------------|-------------------------------|----------------------------------|---------------------------------|---------------------------------|
| | <u>PERSONAL SERVICES</u> | | | | |
| 4111 | Salaries | \$ 315,092 | \$ 321,875 | \$ 321,875 | \$ 333,935 |
| 4211 | Fica | 23,885 | 22,427 | 24,807 | 25,730 |
| 4221 | Retirement | 34,246 | 34,157 | 36,629 | 40,540 |
| 4231 | Group Insurance | 62,856 | 70,349 | 73,350 | 60,012 |
| 4241 | Workers Compensation | 2,527 | 2,908 | 3,269 | 3,269 |
| 4251 | Unemployment Insurance | 104 | 137 | 120 | 120 |
| 4261 | Cell Phone Allowance | 2,400 | 2,400 | 2,400 | 2,400 |
| | Total Personal Services | <u>\$ 441,110</u> | <u>\$ 454,253</u> | <u>\$ 462,450</u> | <u>\$ 466,006</u> |
| | <u>SUPPLIES & MATERIALS</u> | | | | |
| 4310 | Office Supplies | \$ 965 | \$ 747 | \$ 1,200 | \$ 1,200 |
| | Total Supplies & Materials | <u>\$ 965</u> | <u>\$ 747</u> | <u>\$ 1,200</u> | <u>\$ 1,200</u> |
| | <u>OTHER SERVICES & CHARGES</u> | | | | |
| 4461 | Telephone | \$ 106 | \$ 15 | \$ 100 | \$ 50 |
| 4483 | Office Equipment | - | - | - | 1,750 |
| 4492 | Equipment Rental/Lease | - | - | - | - |
| | Total Other Services & Charges | <u>\$ 106</u> | <u>\$ 15</u> | <u>\$ 100</u> | <u>\$ 1,800</u> |
| TOTAL COMMISSIONERS COURT | | <u>\$ 442,181</u> | <u>\$ 455,015</u> | <u>\$ 463,750</u> | <u>\$ 469,006</u> |

GENERAL FUND
General Administration
County Judge
For the 2013-14 Fiscal Year

ACCT.
100-120

| <u>CODE</u> | <u>EXPENDITURES</u> | <u>ACTUAL</u> <u>11-12</u> | <u>ESTIMATED</u> <u>12-13</u> | <u>ORIGINAL</u> <u>12-13</u> | <u>PROPOSED</u> <u>13-14</u> |
|-------------------------------------|--------------------------------|-------------------------------|----------------------------------|---------------------------------|---------------------------------|
| <u>PERSONAL SERVICES</u> | | | | | |
| 4111 | Salaries | \$ 34,161 | \$ 34,291 | \$ 34,291 | \$ 36,171 |
| 4112 | Part-time | 6,192 | 6,065 | 6,200 | - |
| 4113 | Extra Help | - | - | 1,500 | 1,500 |
| 4211 | Fica | 3,484 | 2,870 | 3,680 | 3,313 |
| 4221 | Retirement | 4,386 | 3,679 | 4,608 | 4,391 |
| 4231 | Group Insurance | 10,476 | 11,725 | 12,225 | 10,002 |
| 4241 | Workers Compensation | 82 | 103 | 125 | 125 |
| 4251 | Unemployment Insurance | 145 | 167 | 190 | 190 |
| 4261 | Cell Phone Allowance | 600 | 600 | 1,080 | 600 |
| 4271 | Travel Allowance | 5,040 | 5,040 | 5,040 | 5,040 |
| | Total Personal Services | <u>\$ 64,566</u> | <u>\$ 64,540</u> | <u>\$ 68,939</u> | <u>\$ 61,332</u> |
| <u>SUPPLIES & MATERIALS</u> | | | | | |
| 4310 | Office Supplies | \$ 3,207 | \$ 3,613 | \$ 3,500 | \$ 4,500 |
| 4338 | Copier Supplies | 68 | - | 800 | 800 |
| | Total Supplies & Materials | <u>\$ 3,274</u> | <u>\$ 3,613</u> | <u>\$ 4,300</u> | <u>\$ 5,300</u> |
| <u>OTHER SERVICES & CHARGES</u> | | | | | |
| 4433 | Court Reporter Fees | \$ 13,926 | \$ 13,558 | \$ 12,000 | \$ 12,000 |
| 4441 | Contract Services | - | - | - | - |
| 4456 | Travel/Training | 2,925 | 2,405 | 6,700 | 5,000 |
| 4461 | Telephone | 419 | 44 | 300 | 150 |
| 4483 | Office Equipment | - | 329 | 900 | 500 |
| 4545 | Membership Dues | 735 | 814 | 1,000 | 1,000 |
| | Total Other Services & Charges | <u>\$ 18,005</u> | <u>\$ 17,150</u> | <u>\$ 20,900</u> | <u>\$ 18,650</u> |
| TOTAL COUNTY JUDGE | | <u><u>\$ 85,846</u></u> | <u><u>\$ 85,303</u></u> | <u><u>\$ 94,139</u></u> | <u><u>\$ 85,282</u></u> |

GENERAL FUND
General Administration
County Clerk
For the 2013-14 Fiscal Year

ACCT.
100-130

| <u>CODE</u> | <u>EXPENDITURES</u> | <u>ACTUAL</u> <u>11-12</u> | <u>ESTIMATED</u> <u>12-13</u> | <u>ORIGINAL</u> <u>12-13</u> | <u>PROPOSED</u> <u>13-14</u> |
|-------------------------------------|--------------------------------|-------------------------------|----------------------------------|---------------------------------|---------------------------------|
| <u>PERSONAL SERVICES</u> | | | | | |
| 4111 | Salaries | \$ 245,774 | \$ 249,925 | \$ 249,925 | \$ 266,944 |
| 4113 | Extra Help | 7,442 | 8,920 | 8,920 | 9,795 |
| 4118 | Overtime Pay | - | - | - | - |
| 4211 | Fica | 18,625 | 17,801 | 19,921 | 21,290 |
| 4221 | Retirement | 27,521 | 26,775 | 29,457 | 33,596 |
| 4231 | Group Insurance | 82,935 | 93,798 | 97,800 | 80,016 |
| 4241 | Workers Compensation | 511 | 600 | 690 | 690 |
| 4251 | Unemployment Insurance | 742 | 943 | 962 | 962 |
| 4261 | Cell Phone Allowance | 360 | 360 | 360 | 360 |
| 4271 | Travel Allowance | 1,200 | 1,200 | 1,200 | 1,200 |
| | Total Personal Services | <u>\$ 385,109</u> | <u>\$ 400,322</u> | <u>\$ 409,235</u> | <u>\$ 414,853</u> |
| <u>SUPPLIES & MATERIALS</u> | | | | | |
| 4310 | Office Supplies | \$ 11,441 | \$ 11,644 | \$ 15,000 | \$ 15,000 |
| 4315 | Postage | - | - | - | - |
| 4336 | Microfilm | 54,000 | 88,784 | 54,000 | 65,000 |
| 4337 | Computer Supplies | 1,920 | 1,118 | 2,000 | 2,000 |
| 4338 | Copier Supplies | 4,210 | 3,100 | 4,500 | 4,600 |
| | Total Supplies & Materials | <u>\$ 71,570</u> | <u>\$ 104,646</u> | <u>\$ 75,500</u> | <u>\$ 86,600</u> |
| <u>OTHER SERVICES & CHARGES</u> | | | | | |
| 4456 | Travel/Training | \$ 2,862 | \$ 4,757 | \$ 3,700 | \$ 3,700 |
| 4461 | Telephone | 4,774 | 3,513 | 6,000 | 5,000 |
| 4483 | Office Equipment | 627 | 11,485 | 8,000 | 300 |
| 4545 | Membership Dues | - | 140 | 170 | 170 |
| | Total Other Services & Charges | <u>\$ 8,264</u> | <u>\$ 19,895</u> | <u>\$ 17,870</u> | <u>\$ 9,170</u> |
| TOTAL COUNTY CLERK | | <u><u>\$ 464,943</u></u> | <u><u>\$ 524,863</u></u> | <u><u>\$ 502,605</u></u> | <u><u>\$ 510,623</u></u> |

GENERAL FUND
Judicial
County Court-at-Law
For the 2013-14 Fiscal Year

ACCT.
100-140

| <u>CODE</u> | <u>EXPENDITURES</u> | <u>ACTUAL</u> <u>11-12</u> | <u>ESTIMATED</u> <u>12-13</u> | <u>ORIGINAL</u> <u>12-13</u> | <u>PROPOSED</u> <u>13-14</u> |
|-------------------------------------|--------------------------------|-------------------------------|----------------------------------|---------------------------------|---------------------------------|
| <u>PERSONAL SERVICES</u> | | | | | |
| 4111 | Salaries | \$ 218,079 | \$ 219,956 | \$ 219,956 | \$ 228,270 |
| 4113 | Extra Help | - | - | - | - |
| 4211 | Fica | 14,958 | 13,484 | 16,918 | 17,554 |
| 4221 | Retirement | 23,703 | 23,407 | 25,030 | 27,712 |
| 4231 | Group Insurance | 31,428 | 35,174 | 36,675 | 30,006 |
| 4241 | Workers Compensation | 1,189 | 1,327 | 1,492 | 1,492 |
| 4251 | Unemployment Insurance | 298 | 378 | 305 | 305 |
| 4271 | Travel Allowance | 1,200 | 1,200 | 1,200 | 1,200 |
| | Total Personal Services | <u>\$ 290,856</u> | <u>\$ 294,926</u> | <u>\$ 301,576</u> | <u>\$ 306,539</u> |
| <u>SUPPLIES & MATERIALS</u> | | | | | |
| 4310 | Office Supplies | \$ 1,558 | \$ 335 | \$ 2,000 | \$ 2,000 |
| 4333 | Uniforms, Badges & Emblems | 350 | 176 | 750 | 750 |
| 4338 | Copiers | 572 | 1,097 | 1,500 | 1,500 |
| 4339 | Law Books | 828 | 404 | 2,000 | 2,000 |
| | Total Supplies & Materials | <u>\$ 3,308</u> | <u>\$ 2,012</u> | <u>\$ 6,250</u> | <u>\$ 6,250</u> |
| <u>OTHER SERVICES & CHARGES</u> | | | | | |
| 4433 | Court Reporter Fees | \$ 820 | \$ 1,045 | \$ 10,000 | \$ 10,000 |
| 4441 | Contract Services | - | - | - | - |
| 4456 | Travel/Training | 3,122 | 4,009 | 4,000 | 4,000 |
| 4461 | Telephone | 170 | 66 | 150 | 150 |
| 4483 | Office Equipment | - | 312 | 2,700 | - |
| 4545 | Membership Dues | 290 | 203 | 800 | 800 |
| | Total Other Services & Charges | <u>\$ 4,402</u> | <u>\$ 5,635</u> | <u>\$ 17,650</u> | <u>\$ 14,950</u> |
| TOTAL COUNTY COURT-AT-LAW | | <u><u>\$ 298,566</u></u> | <u><u>\$ 302,573</u></u> | <u><u>\$ 325,476</u></u> | <u><u>\$ 327,739</u></u> |

GENERAL FUND
Judicial
6th District Court
For the 2013-14 Fiscal Year

ACCT.
100-150

| <u>CODE</u> | <u>EXPENDITURES</u> | <u>ACTUAL</u> <u>11-12</u> | <u>ESTIMATED</u> <u>12-13</u> | <u>ORIGINAL</u> <u>12-13</u> | <u>PROPOSED</u> <u>13-14</u> |
|-------------------------------------|--------------------------------|-------------------------------|----------------------------------|---------------------------------|---------------------------------|
| <u>PERSONAL SERVICES</u> | | | | | |
| 4111 | Salaries | \$ 89,139 | \$ 89,205 | \$ 89,205 | \$ 91,895 |
| 4113 | Extra Help | 13,200 | 13,200 | 13,200 | 14,950 |
| 4211 | Fica | 7,606 | 6,095 | 7,834 | 8,174 |
| 4221 | Retirement | 10,685 | 8,898 | 11,654 | 12,971 |
| 4231 | Group Insurance | 15,714 | 13,400 | 18,338 | 15,003 |
| 4241 | Workers Compensation | 691 | 792 | 890 | 890 |
| 4251 | Unemployment Insurance | 339 | 353 | 380 | 380 |
| | Total Personal Services | <u>\$ 137,375</u> | <u>\$ 131,943</u> | <u>\$ 141,501</u> | <u>\$ 144,263</u> |
| <u>SUPPLIES & MATERIALS</u> | | | | | |
| 4310 | Office Supplies | \$ 2,571 | \$ 2,442 | \$ 2,250 | \$ 2,500 |
| 4339 | Law Books | - | - | 750 | 750 |
| | Total Supplies & Materials | <u>\$ 2,571</u> | <u>\$ 2,442</u> | <u>\$ 3,000</u> | <u>\$ 3,250</u> |
| <u>OTHER SERVICES & CHARGES</u> | | | | | |
| 4415 | Psychiatric | \$ - | \$ - | \$ - | \$ - |
| 4433 | Court Reporter Fees | 15,919 | 23,275 | 25,000 | 25,000 |
| 4441 | Contract Services | - | - | - | - |
| 4456 | Travel/Training | 2,581 | 3,967 | 2,000 | 3,000 |
| 4461 | Telephone | 175 | 51 | 300 | 150 |
| 4483 | Office Equipment | - | - | 1,000 | 1,000 |
| 4545 | Membership Dues | 1,537 | 99 | 3,000 | 3,000 |
| | Total Other Services & Charges | <u>\$ 20,212</u> | <u>\$ 27,392</u> | <u>\$ 31,300</u> | <u>\$ 32,150</u> |
| TOTAL 6TH DISTRICT COURT | | <u><u>\$ 160,157</u></u> | <u><u>\$ 161,777</u></u> | <u><u>\$ 175,801</u></u> | <u><u>\$ 179,663</u></u> |

GENERAL FUND
Judicial
62nd District Court
For the 2013-14 Fiscal Year

ACCT.
100-160

| <u>CODE</u> | <u>EXPENDITURES</u> | <u>ACTUAL</u> <u>11-12</u> | <u>ESTIMATED</u> <u>12-13</u> | <u>ORIGINAL</u> <u>12-13</u> | <u>PROPOSED</u> <u>13-14</u> |
|-------------------------------------|---------------------------------|-------------------------------|----------------------------------|---------------------------------|---------------------------------|
| <u>PERSONAL SERVICES</u> | | | | | |
| 4111 | Salaries | \$ 71,489 | \$ 71,989 | \$ 71,989 | \$ 74,505 |
| 4113 | Extra Help | - | - | - | 1,500 |
| 4211 | Fica | 5,226 | 5,905 | 5,507 | 5,814 |
| 4221 | Retirement | 7,402 | 8,987 | 7,771 | 8,595 |
| 4231 | Group Insurance | 15,714 | 21,775 | 18,338 | 15,003 |
| 4241 | Workers Compensation | 660 | 757 | 850 | 850 |
| 4251 | Unemployment Insurance | 264 | 410 | 269 | 269 |
| | Total Personal Services | <u>\$ 100,755</u> | <u>\$ 109,823</u> | <u>\$ 104,724</u> | <u>\$ 106,536</u> |
| <u>SUPPLIES & MATERIALS</u> | | | | | |
| 4310 | Office Supplies | \$ 1,588 | \$ 2,857 | \$ 3,000 | \$ 3,000 |
| 4333 | Uniforms, Badges & Emblems | 632 | - | 750 | 750 |
| 4339 | Law Books | 1,060 | 2,686 | 2,000 | 2,000 |
| | Total Supplies & Materials | <u>\$ 3,280</u> | <u>\$ 5,543</u> | <u>\$ 5,750</u> | <u>\$ 5,750</u> |
| <u>OTHER SERVICES & CHARGES</u> | | | | | |
| 4433 | Court Reporter Fees | \$ 2,090 | \$ 4,247 | \$ 10,000 | \$ 10,000 |
| 4441 | Contract Services | - | - | - | - |
| 4456 | Travel/Training | 2,963 | 678 | 5,000 | 5,000 |
| 4461 | Telephone | 703 | 514 | 700 | 700 |
| 4483 | Office Equipment | - | - | 2,000 | 2,000 |
| 4492 | Equipment Rental/Lease | 1,343 | 2,208 | 2,500 | 2,500 |
| 4521 | Liability Ins. Premium | 1,361 | 2,466 | 1,500 | 1,500 |
| 4545 | Membership Dues | 1,932 | 1,143 | 3,000 | 3,000 |
| | Total Other Services & Charges | <u>\$ 10,392</u> | <u>\$ 11,256</u> | <u>\$ 24,700</u> | <u>\$ 24,700</u> |
| <u>CAPITAL OUTLAY</u> | | | | | |
| 4616 | Capital Outlay - Other Improve. | \$ - | \$ - | \$ - | \$ - |
| | Total Capital Outlay | <u>\$ -</u> | <u>\$ -</u> | <u>\$ -</u> | <u>\$ -</u> |
| TOTAL 62ND DISTRICT COURT | | <u><u>\$ 114,427</u></u> | <u><u>\$ 126,622</u></u> | <u><u>\$ 135,174</u></u> | <u><u>\$ 136,986</u></u> |

GENERAL FUND
Judicial
District Clerk
For the 2013-14 Fiscal Year

ACCT.
100-170

| CODE | EXPENDITURES | ACTUAL 11-12 | ESTIMATED 12-13 | ORIGINAL 12-13 | PROPOSED 13-14 |
|--|---|-------------------------|----------------------------|---------------------------|---------------------------|
| <u>PERSONAL SERVICES</u> | | | | | |
| 4111 | Salaries | \$ 249,091 | \$ 253,548 | \$ 253,548 | \$ 264,264 |
| 4112 | Part-time | - | - | 5,000 | 5,000 |
| 4211 | Fica | 17,882 | 16,579 | 19,898 | 20,718 |
| 4221 | Retirement | 27,072 | 27,205 | 28,854 | 32,082 |
| 4231 | Group Insurance | 83,808 | 93,798 | 97,800 | 80,016 |
| 4241 | Workers Compensation | 498 | 588 | 675 | 675 |
| 4251 | Unemployment Insurance | 700 | 899 | 740 | 740 |
| 4261 | Cell Phone Allowance | 360 | 360 | 360 | 360 |
| 4271 | Travel Allowance | 1,200 | 1,200 | 1,200 | 1,200 |
| | Total Personal Services | \$ 380,610 | \$ 394,177 | \$ 408,075 | \$ 405,055 |
| <u>SUPPLIES & MATERIALS</u> | | | | | |
| 4310 | Office Supplies | \$ 7,382 | \$ 3,366 | \$ 7,000 | \$ 7,000 |
| 4315 | Postage | - | - | - | - |
| 4337 | Computer Supplies | 675 | 835 | 2,000 | 2,000 |
| 4338 | Copier Supplies | 2,091 | 3,893 | 4,700 | 4,700 |
| | Total Supplies & Materials | \$ 10,149 | \$ 8,094 | \$ 13,700 | \$ 13,700 |
| <u>OTHER SERVICES & CHARGES</u> | | | | | |
| 4456 | Travel/Training | \$ 1,358 | \$ 2,482 | \$ 2,000 | \$ 2,000 |
| 4461 | Telephone | 349 | 69 | 400 | 150 |
| 4483 | Office Equipment | 300 | - | 2,000 | - |
| 4492 | Equipment Rental/Lease | 2,046 | 2,370 | 3,600 | 2,500 |
| 4545 | Membership Dues | 135 | - | 200 | 200 |
| | Total Other Services & Charges | \$ 4,188 | \$ 4,921 | \$ 8,200 | \$ 4,850 |
| <u>CAPITAL OUTLAY</u> | | | | | |
| 4614 | Capital Outlay - Equipment | \$ - | \$ - | \$ - | \$ - |
| | Total Capital Outlay | \$ - | \$ - | \$ - | \$ - |
| TOTAL DISTRICT CLERK | | \$ 394,947 | \$ 407,192 | \$ 429,975 | \$ 423,605 |

GENERAL FUND
Judicial
Justice of the Peace 5/1
For the 2013-14 Fiscal Year

ACCT.
100-190

| <u>CODE</u> | <u>EXPENDITURES</u> | <u>ACTUAL</u> <u>11-12</u> | <u>ESTIMATED</u> <u>12-13</u> | <u>ORIGINAL</u> <u>12-13</u> | <u>PROPOSED</u> <u>13-14</u> |
|---------------------------------------|--------------------------------|-------------------------------|----------------------------------|---------------------------------|---------------------------------|
| <u>PERSONAL SERVICES</u> | | | | | |
| 4111 | Salaries | \$ 123,923 | \$ 125,514 | \$ 125,514 | \$ 127,851 |
| 4211 | Fica | 9,479 | 9,107 | 9,730 | 9,909 |
| 4221 | Retirement | 13,469 | 13,468 | 14,283 | 15,521 |
| 4231 | Group Insurance | 31,428 | 35,174 | 36,675 | 30,006 |
| 4241 | Workers Compensation | 240 | 285 | 325 | 325 |
| 4251 | Unemployment Insurance | 248 | 315 | 257 | 257 |
| 4261 | Cell Phone Allowance | 480 | 480 | 480 | 480 |
| 4271 | Travel Allowance | 1,200 | 1,200 | 1,200 | 1,200 |
| | Total Personal Services | <u>\$ 180,467</u> | <u>\$ 185,543</u> | <u>\$ 188,464</u> | <u>\$ 185,549</u> |
| <u>SUPPLIES & MATERIALS</u> | | | | | |
| 4310 | Office Supplies | \$ 1,922 | \$ 1,249 | \$ 2,500 | \$ 2,500 |
| 4337 | Computer Supplies | 437 | - | 500 | 500 |
| 4338 | Copier Supplies | 162 | - | 500 | 500 |
| | Total Supplies & Materials | <u>\$ 2,521</u> | <u>\$ 1,249</u> | <u>\$ 3,500</u> | <u>\$ 3,500</u> |
| <u>OTHER SERVICES & CHARGES</u> | | | | | |
| 4456 | Travel/Training | \$ 2,601 | \$ 1,424 | \$ 2,500 | \$ 2,500 |
| 4461 | Telephone | 64 | 10 | 100 | 50 |
| 4483 | Office Equipment | - | - | 200 | - |
| 4545 | Membership Dues | 155 | 214 | 200 | 200 |
| | Total Other Services & Charges | <u>\$ 2,820</u> | <u>\$ 1,648</u> | <u>\$ 3,000</u> | <u>\$ 2,750</u> |
| TOTAL JUSTICE OF THE PEACE 5/1 | | <u><u>\$ 185,807</u></u> | <u><u>\$ 188,440</u></u> | <u><u>\$ 194,964</u></u> | <u><u>\$ 191,799</u></u> |

GENERAL FUND
Judicial
Justice of the Peace 5/2
For the 2013-14 Fiscal Year

ACCT.
100-200

| CODE | EXPENDITURES | ACTUAL 11-12 | ESTIMATED 12-13 | ORIGINAL 12-13 | PROPOSED 13-14 |
|--|---|-------------------------|----------------------------|---------------------------|---------------------------|
| <u>PERSONAL SERVICES</u> | | | | | |
| 4111 | Salaries | \$ 123,719 | \$ 125,310 | \$ 125,310 | \$ 132,250 |
| 4211 | Fica | 9,178 | 8,583 | 9,714 | 10,246 |
| 4221 | Retirement | 13,447 | 12,961 | 14,260 | 16,055 |
| 4231 | Group Insurance | 31,428 | 33,260 | 36,675 | 30,006 |
| 4241 | Workers Compensation | 242 | 281 | 320 | 320 |
| 4251 | Unemployment Insurance | 257 | 326 | 264 | 264 |
| 4261 | Cell Phone Allowance | 480 | 480 | 480 | 480 |
| 4271 | Travel Allowance | 1,200 | 1,200 | 1,200 | 1,200 |
| | Total Personal Services | \$ 179,951 | \$ 182,401 | \$ 188,223 | \$ 190,821 |
| <u>SUPPLIES & MATERIALS</u> | | | | | |
| 4310 | Office Supplies | \$ 1,815 | \$ 1,531 | \$ 2,600 | \$ 2,500 |
| 4337 | Computer Supplies | 250 | - | 250 | 250 |
| 4338 | Copier Supplies | 800 | 206 | 700 | 700 |
| | Total Supplies & Materials | \$ 2,865 | \$ 1,737 | \$ 3,550 | \$ 3,450 |
| <u>OTHER SERVICES & CHARGES</u> | | | | | |
| 4456 | Travel/Training | \$ 1,053 | \$ 3,072 | \$ 2,500 | \$ 2,500 |
| 4461 | Telephone | 137 | 19 | 250 | 50 |
| 4483 | Office Equipment | - | - | - | - |
| 4545 | Membership Dues | 130 | 255 | 200 | 200 |
| | Total Other Services & Charges | \$ 1,320 | \$ 3,346 | \$ 2,950 | \$ 2,750 |
| TOTAL JUSTICE OF THE PEACE 5/2 | | \$ 184,136 | \$ 187,484 | \$ 194,723 | \$ 197,021 |

GENERAL FUND
Judicial
Justice of the Peace #1
For the 2013-14 Fiscal Year

ACCT.
100-210

| <u>CODE</u> | <u>EXPENDITURES</u> | <u>ACTUAL</u> <u>11-12</u> | <u>ESTIMATED</u> <u>12-13</u> | <u>ORIGINAL</u> <u>12-13</u> | <u>PROPOSED</u> <u>13-14</u> |
|--------------------------------------|-------------------------------------|-------------------------------|----------------------------------|---------------------------------|---------------------------------|
| | <u>PERSONAL SERVICES</u> | | | | |
| 4111 | Salaries | \$ 15,425 | \$ 16,755 | \$ 16,755 | \$ 18,635 |
| 4211 | Fica | 1,309 | 1,339 | 1,410 | 1,554 |
| 4221 | Retirement | 1,676 | 1,798 | 1,907 | 2,262 |
| 4231 | Group Insurance | 10,476 | 11,725 | 12,225 | 10,002 |
| 4241 | Workers Compensation | 39 | 51 | 60 | 60 |
| 4261 | Cell Phone Allowance | 480 | 480 | 480 | 480 |
| 4271 | Travel Allowance | 1,200 | 1,200 | 1,200 | 1,200 |
| | Total Personal Services | <u>\$ 30,605</u> | <u>\$ 33,348</u> | <u>\$ 34,037</u> | <u>\$ 34,193</u> |
| | <u>SUPPLIES & MATERIALS</u> | | | | |
| 4310 | Office Supplies | \$ - | \$ - | \$ 300 | \$ 300 |
| | Total Supplies & Materials | <u>\$ -</u> | <u>\$ -</u> | <u>\$ 300</u> | <u>\$ 300</u> |
| | <u>OTHER SERVICES & CHARGES</u> | | | | |
| 4456 | Travel/Training | \$ 478 | \$ 696 | \$ 1,200 | \$ 1,200 |
| 4461 | Telephone | - | - | - | - |
| 4483 | Office Equipment | 399 | - | - | - |
| | Total Other Services & Charges | <u>\$ 877</u> | <u>\$ 696</u> | <u>\$ 1,200</u> | <u>\$ 1,200</u> |
| TOTAL JUSTICE OF THE PEACE #1 | | <u><u>\$ 31,482</u></u> | <u><u>\$ 34,044</u></u> | <u><u>\$ 35,537</u></u> | <u><u>\$ 35,693</u></u> |

GENERAL FUND
Judicial
Justice of the Peace #2
For the 2013-14 Fiscal Year

ACCT.
100-220

| <u>CODE</u> | <u>EXPENDITURES</u> | <u>ACTUAL</u> <u>11-12</u> | <u>ESTIMATED</u> <u>12-13</u> | <u>ORIGINAL</u> <u>12-13</u> | <u>PROPOSED</u> <u>13-14</u> |
|--------------------------------------|-------------------------------------|-------------------------------|----------------------------------|---------------------------------|---------------------------------|
| | <u>PERSONAL SERVICES</u> | | | | |
| 4111 | Salaries | \$ 14,905 | \$ 16,235 | \$ 16,235 | \$ 18,115 |
| 4211 | Fica | 1,269 | 1,301 | 1,370 | 1,514 |
| 4221 | Retirement | 1,620 | 1,742 | 1,848 | 2,199 |
| 4231 | Group Insurance | 10,476 | 11,725 | 12,225 | 10,002 |
| 4241 | Workers Compensation | 34 | 42 | 48 | 48 |
| 4261 | Cell Phone Allowance | 480 | 480 | 480 | 480 |
| 4271 | Travel Allowance | 1,200 | 1,200 | 1,200 | 1,200 |
| | Total Personal Services | <u>\$ 29,983</u> | <u>\$ 32,725</u> | <u>\$ 33,406</u> | <u>\$ 33,558</u> |
| | <u>SUPPLIES & MATERIALS</u> | | | | |
| 4310 | Office Supplies | \$ - | \$ - | \$ 300 | \$ 300 |
| | Total Supplies & Materials | <u>\$ -</u> | <u>\$ -</u> | <u>\$ 300</u> | <u>\$ 300</u> |
| | <u>OTHER SERVICES & CHARGES</u> | | | | |
| 4456 | Travel/Training | \$ - | \$ 164 | \$ 1,200 | \$ 1,200 |
| 4461 | Telephone | - | - | - | - |
| 4483 | Office Equipment | - | - | - | - |
| | Total Other Services & Charges | <u>\$ -</u> | <u>\$ 164</u> | <u>\$ 1,200</u> | <u>\$ 1,200</u> |
| TOTAL JUSTICE OF THE PEACE #2 | | <u><u>\$ 29,983</u></u> | <u><u>\$ 32,889</u></u> | <u><u>\$ 34,906</u></u> | <u><u>\$ 35,058</u></u> |

GENERAL FUND
Judicial
Justice of the Peace #3
For the 2013-14 Fiscal Year

ACCT.
100-230

| <u>CODE</u> | <u>EXPENDITURES</u> | <u>ACTUAL</u> <u>11-12</u> | <u>ESTIMATED</u> <u>12-13</u> | <u>ORIGINAL</u> <u>12-13</u> | <u>PROPOSED</u> <u>13-14</u> |
|--------------------------------------|-------------------------------------|-------------------------------|----------------------------------|---------------------------------|---------------------------------|
| | <u>PERSONAL SERVICES</u> | | | | |
| 4111 | Salaries | \$ 14,385 | \$ 15,715 | \$ 15,715 | \$ 17,595 |
| 4211 | Fica | 979 | 823 | 1,331 | 1,475 |
| 4221 | Retirement | 1,564 | 1,686 | 1,788 | 2,136 |
| 4231 | Group Insurance | 10,476 | 11,725 | 12,225 | 10,002 |
| 4241 | Workers Compensation | 34 | 42 | 48 | 48 |
| 4261 | Cell Phone Allowance | 480 | 480 | 480 | 480 |
| 4271 | Travel Allowance | 1,200 | 1,200 | 1,200 | 1,200 |
| | Total Personal Services | <u>\$ 29,118</u> | <u>\$ 31,671</u> | <u>\$ 32,787</u> | <u>\$ 32,936</u> |
| | <u>SUPPLIES & MATERIALS</u> | | | | |
| 4310 | Office Supplies | \$ 249 | \$ 99 | \$ 300 | \$ 300 |
| | Total Supplies & Materials | <u>\$ 249</u> | <u>\$ 99</u> | <u>\$ 300</u> | <u>\$ 300</u> |
| | <u>OTHER SERVICES & CHARGES</u> | | | | |
| 4456 | Travel/Training | \$ 493 | \$ 750 | \$ 1,200 | \$ 1,200 |
| 4461 | Telephone | - | - | - | - |
| 4483 | Office Equipment | - | - | - | - |
| | Total Other Services & Charges | <u>\$ 493</u> | <u>\$ 750</u> | <u>\$ 1,200</u> | <u>\$ 1,200</u> |
| TOTAL JUSTICE OF THE PEACE #3 | | <u><u>\$ 29,860</u></u> | <u><u>\$ 32,520</u></u> | <u><u>\$ 34,287</u></u> | <u><u>\$ 34,436</u></u> |

GENERAL FUND
Judicial
Justice of the Peace #4
For the 2013-14 Fiscal Year

ACCT.
100-240

| <u>CODE</u> | <u>EXPENDITURES</u> | <u>ACTUAL</u> <u>11-12</u> | <u>ESTIMATED</u> <u>12-13</u> | <u>ORIGINAL</u> <u>12-13</u> | <u>PROPOSED</u> <u>13-14</u> |
|--------------------------------------|-------------------------------------|-------------------------------|----------------------------------|---------------------------------|---------------------------------|
| | <u>PERSONAL SERVICES</u> | | | | |
| 4111 | Salaries | \$ 15,945 | \$ 17,275 | \$ 17,275 | \$ 19,155 |
| 4211 | Fica | 1,348 | 1,377 | 1,450 | 1,594 |
| 4221 | Retirement | 1,733 | 1,854 | 1,966 | 2,325 |
| 4231 | Group Insurance | 10,476 | 11,725 | 12,225 | 10,002 |
| 4241 | Workers Compensation | 39 | 49 | 56 | 56 |
| 4261 | Cell Phone Allowance | 480 | 480 | 480 | 480 |
| 4271 | Travel Allowance | 1,200 | 1,200 | 1,200 | 1,200 |
| | Total Personal Services | <u>\$ 31,221</u> | <u>\$ 33,960</u> | <u>\$ 34,652</u> | <u>\$ 34,812</u> |
| | <u>SUPPLIES & MATERIALS</u> | | | | |
| 4310 | Office Supplies | \$ 422 | \$ 99 | \$ 300 | \$ 300 |
| | Total Supplies & Materials | <u>\$ 422</u> | <u>\$ 99</u> | <u>\$ 300</u> | <u>\$ 300</u> |
| | <u>OTHER SERVICES & CHARGES</u> | | | | |
| 4456 | Travel/Training | \$ 425 | \$ 551 | \$ 1,200 | \$ 1,200 |
| 4461 | Telephone | - | - | - | - |
| 4483 | Office Equipment | - | - | - | - |
| | Total Other Services & Charges | <u>\$ 425</u> | <u>\$ 551</u> | <u>\$ 1,200</u> | <u>\$ 1,200</u> |
| TOTAL JUSTICE OF THE PEACE #4 | | <u><u>\$ 32,068</u></u> | <u><u>\$ 34,610</u></u> | <u><u>\$ 36,152</u></u> | <u><u>\$ 36,312</u></u> |

GENERAL FUND
Legal
County Attorney
For the 2013-14 Fiscal Year

ACCT.
100-260

| <u>CODE</u> | <u>EXPENDITURES</u> | <u>ACTUAL</u> <u>11-12</u> | <u>ESTIMATED</u> <u>12-13</u> | <u>ORIGINAL</u> <u>12-13</u> | <u>PROPOSED</u> <u>13-14</u> |
|-------------------------------------|---------------------------------|-------------------------------|----------------------------------|---------------------------------|---------------------------------|
| <u>PERSONAL SERVICES</u> | | | | | |
| 4111 | Salaries | \$ 392,254 | \$ 398,258 | \$ 398,258 | \$ 414,899 |
| 4112 | Part-time | - | - | - | - |
| 4211 | Fica | 29,606 | 27,590 | 30,816 | 32,089 |
| 4221 | Retirement | 42,429 | 42,292 | 45,322 | 50,369 |
| 4231 | Group Insurance | 94,284 | 102,173 | 110,025 | 90,018 |
| 4241 | Workers Compensation | 1,797 | 2,059 | 2,315 | 2,315 |
| 4251 | Unemployment Insurance | 1,437 | 1,796 | 1,490 | 1,490 |
| 4261 | Cell Phone Allowance | 960 | 960 | 960 | 960 |
| 4271 | Travel Allowance | 3,600 | 3,600 | 3,600 | 3,600 |
| | Total Personal Services | <u>\$ 566,367</u> | <u>\$ 578,728</u> | <u>\$ 592,786</u> | <u>\$ 595,740</u> |
| <u>SUPPLIES & MATERIALS</u> | | | | | |
| 4310 | Office Supplies | \$ 7,051 | \$ 7,266 | \$ 12,000 | \$ 12,000 |
| 4315 | Postage | - | - | - | - |
| 4334 | Video Supplies | 133 | - | 1,200 | 1,200 |
| 4337 | Computer Supplies | 3,219 | 1,625 | 3,500 | 3,500 |
| 4338 | Copier Supplies | 1,953 | 1,325 | 2,000 | 2,000 |
| 4339 | Law Books | 7,250 | 5,460 | 7,500 | 7,500 |
| 4341 | Gas/Oil | 5,635 | 3,190 | 6,000 | 6,000 |
| 4352 | Auto Maintenance | 968 | 797 | 1,500 | 1,500 |
| | Total Supplies & Materials | <u>\$ 26,210</u> | <u>\$ 19,663</u> | <u>\$ 33,700</u> | <u>\$ 33,700</u> |
| <u>OTHER SERVICES & CHARGES</u> | | | | | |
| 4441 | Contract Service | \$ 3,825 | \$ - | \$ 25,000 | \$ 20,000 |
| 4456 | Travel/Training | 7,695 | 9,698 | 15,000 | 15,000 |
| 4458 | Continuing Education (LEOSE) | 275 | - | - | - |
| 4461 | Telephone | 997 | 122 | 1,500 | 750 |
| 4483 | Office Equipment | - | 2,139 | 2,500 | 2,500 |
| 4492 | Equipment Rental/Lease | 3,376 | 3,771 | 6,000 | 6,000 |
| 4523 | Vehicle Self-Insurance | 336 | 654 | 500 | 500 |
| 4545 | Membership Dues | 1,983 | 2,422 | 2,300 | 2,500 |
| 4570 | Other Expense | - | 761 | 2,500 | 2,500 |
| | Total Other Services & Charges | <u>\$ 18,487</u> | <u>\$ 19,567</u> | <u>\$ 55,300</u> | <u>\$ 49,750</u> |
| <u>CAPITAL OUTLAY</u> | | | | | |
| 4616 | Capital Outlay - Other Improve. | \$ - | \$ - | \$ - | \$ - |
| | Total Capital Outlay | <u>\$ -</u> | <u>\$ -</u> | <u>\$ -</u> | <u>\$ -</u> |
| TOTAL COUNTY ATTORNEY | | <u><u>\$ 611,064</u></u> | <u><u>\$ 617,958</u></u> | <u><u>\$ 681,786</u></u> | <u><u>\$ 679,190</u></u> |

GENERAL FUND
Elections
Election
For the 2013-14 Fiscal Year

ACCT.
100-300

| <u>CODE</u> | <u>EXPENDITURES</u> | <u>ACTUAL</u> <u>11-12</u> | <u>ESTIMATED</u> <u>12-13</u> | <u>ORIGINAL</u> <u>12-13</u> | <u>PROPOSED</u> <u>13-14</u> |
|-----------------------|-------------------------------------|-------------------------------|----------------------------------|---------------------------------|---------------------------------|
| | <u>PERSONAL SERVICES</u> | | | | |
| 4111 | Salaries | \$ 64,808 | \$ 65,068 | \$ 65,068 | \$ 68,828 |
| 4115 | Other Salaries | 23,663 | 32,192 | 28,523 | 47,642 |
| 4211 | FICA | 5,534 | 5,478 | 5,910 | 7,241 |
| 4221 | Retirement | 7,044 | 6,982 | 7,405 | 8,356 |
| 4231 | Group Insurance | 20,952 | 23,450 | 24,450 | 20,004 |
| 4241 | Workers Compensation | 128 | 154 | 177 | 177 |
| 4251 | Unemployment Insurance | 254 | 301 | 255 | 255 |
| | Total Personal Services | <u>\$ 122,382</u> | <u>\$ 133,625</u> | <u>\$ 131,788</u> | <u>\$ 152,503</u> |
| | <u>SUPPLIES & MATERIALS</u> | | | | |
| 4310 | Office Supplies | \$ 33,976 | \$ 43,498 | \$ 28,500 | \$ 37,500 |
| | Total Supplies & Materials | <u>\$ 33,976</u> | <u>\$ 43,498</u> | <u>\$ 28,500</u> | <u>\$ 37,500</u> |
| | <u>OTHER SERVICES & CHARGES</u> | | | | |
| 4441 | Contract Services | \$ 28,755 | \$ 46,787 | \$ 30,839 | \$ 37,050 |
| 4456 | Travel/Training | 2,355 | 2,634 | 4,000 | 4,000 |
| 4483 | Office Equipment | 3,765 | 7,316 | 3,704 | 1,600 |
| | Total Other Services & Charges | <u>\$ 34,875</u> | <u>\$ 56,737</u> | <u>\$ 38,543</u> | <u>\$ 42,650</u> |
| | <u>CAPITAL OUTLAY</u> | | | | |
| 4614 | Capital Outlay - Equipment | \$ - | \$ - | \$ - | \$ - |
| | Total Capital Outlay | <u>\$ -</u> | <u>\$ -</u> | <u>\$ -</u> | <u>\$ -</u> |
| TOTAL ELECTION | | <u><u>\$ 191,233</u></u> | <u><u>\$ 233,860</u></u> | <u><u>\$ 198,831</u></u> | <u><u>\$ 232,653</u></u> |

GENERAL FUND
Financial Administration
County Auditor
For the 2013-14 Fiscal Year

ACCT.
100-360

| <u>CODE</u> | <u>EXPENDITURES</u> | <u>ACTUAL</u> <u>11-12</u> | <u>ESTIMATED</u> <u>12-13</u> | <u>ORIGINAL</u> <u>12-13</u> | <u>PROPOSED</u> <u>13-14</u> |
|-------------------------------------|------------------------------------|-------------------------------|----------------------------------|---------------------------------|---------------------------------|
| <u>PERSONAL SERVICES</u> | | | | | |
| 4111 | Salaries | \$ 151,993 | \$ 152,513 | \$ 152,513 | \$ 154,413 |
| 4114 | Temporary Help | - | - | - | - |
| 4211 | Fica | 10,975 | 10,098 | 11,713 | 11,858 |
| 4221 | Retirement | 16,519 | 15,974 | 17,356 | 18,746 |
| 4231 | Group Insurance | 41,904 | 43,310 | 48,900 | 40,008 |
| 4241 | Workers Compensation | 297 | 341 | 385 | 385 |
| 4251 | Unemployment Insurance | 550 | 677 | 570 | 570 |
| 4271 | Travel Allowance | 600 | 600 | 600 | 600 |
| | Total Personal Services | <u>\$ 222,837</u> | <u>\$ 223,513</u> | <u>\$ 232,037</u> | <u>\$ 226,580</u> |
| <u>SUPPLIES & MATERIALS</u> | | | | | |
| 4310 | Office Supplies | \$ 3,355 | \$ 6,382 | \$ 4,500 | \$ 4,500 |
| 4312 | Printing & Binding | 134 | 430 | 500 | 500 |
| 4337 | Computer Supplies | 2,701 | 4,046 | 3,000 | 4,000 |
| 4338 | Copier Supplies | 1,347 | 1,932 | 2,000 | 2,000 |
| | Total Supplies & Materials | <u>\$ 7,537</u> | <u>\$ 12,790</u> | <u>\$ 10,000</u> | <u>\$ 11,000</u> |
| <u>OTHER SERVICES & CHARGES</u> | | | | | |
| 4441 | Contract Services | \$ - | \$ - | \$ - | \$ 3,500 |
| 4456 | Travel/Training | 11 | 958 | 2,300 | 2,300 |
| 4461 | Telephone | 94 | 19 | 150 | 75 |
| 4483 | Office Equipment | - | 4,057 | 2,500 | 3,500 |
| 4545 | Membership Dues | 890 | 485 | 650 | 900 |
| | Total Other Services & Charges | <u>\$ 995</u> | <u>\$ 5,519</u> | <u>\$ 5,600</u> | <u>\$ 10,275</u> |
| <u>CAPITAL OUTLAY</u> | | | | | |
| 4613 | Capital Outlay - Furniture/Fixture | \$ - | \$ - | \$ - | \$ - |
| 4614 | Capital Outlay - Equipment | - | - | - | - |
| | Total Capital Outlay | <u>\$ -</u> | <u>\$ -</u> | <u>\$ -</u> | <u>\$ -</u> |
| TOTAL COUNTY AUDITOR | | <u><u>\$ 231,370</u></u> | <u><u>\$ 241,822</u></u> | <u><u>\$ 247,637</u></u> | <u><u>\$ 247,855</u></u> |

GENERAL FUND
Financial Administration
Tax Assessor/Collector
For the 2013-14 Fiscal Year

ACCT.
100-370

| <u>CODE</u> | <u>EXPENDITURES</u> | <u>ACTUAL</u> <u>11-12</u> | <u>ESTIMATED</u> <u>12-13</u> | <u>ORIGINAL</u> <u>12-13</u> | <u>PROPOSED</u> <u>13-14</u> |
|-------------------------------------|----------------------------------|-------------------------------|----------------------------------|---------------------------------|---------------------------------|
| <u>PERSONAL SERVICES</u> | | | | | |
| 4111 | Salaries | \$ 191,175 | \$ 187,923 | \$ 187,923 | \$ 201,631 |
| 4113 | Extra Help | - | - | 2,000 | 2,000 |
| 4211 | Fica | 14,492 | 13,721 | 14,648 | 15,697 |
| 4221 | Retirement | 20,770 | 20,301 | 21,386 | 24,478 |
| 4231 | Group Insurance | 59,364 | 70,349 | 73,350 | 60,012 |
| 4241 | Workers Compensation | 388 | 446 | 505 | 505 |
| 4251 | Unemployment Insurance | 518 | 611 | 555 | 555 |
| 4261 | Cell Phone Allowance | 360 | 360 | 360 | 360 |
| 4271 | Travel Allowance | 1,200 | 1,200 | 1,200 | 1,200 |
| | Total Personal Services | <u>\$ 288,267</u> | <u>\$ 294,911</u> | <u>\$ 301,927</u> | <u>\$ 306,438</u> |
| <u>SUPPLIES & MATERIALS</u> | | | | | |
| 4310 | Office Supplies | \$ 3,505 | \$ 3,690 | \$ 4,000 | \$ 4,000 |
| 4315 | Postage | 6,000 | 9,864 | 8,000 | 10,000 |
| 4337 | Computer Supplies | 402 | 495 | 1,000 | 1,000 |
| 4338 | Copier Supplies | 977 | 927 | 1,500 | 1,500 |
| | Total Supplies & Materials | <u>\$ 10,885</u> | <u>\$ 14,976</u> | <u>\$ 14,500</u> | <u>\$ 16,500</u> |
| <u>OTHER SERVICES & CHARGES</u> | | | | | |
| 4456 | Travel/Training | \$ 1,310 | \$ 2,309 | \$ 2,500 | \$ 2,500 |
| 4461 | Telephone | 843 | 330 | 600 | 600 |
| 4483 | Office Equipment | - | - | - | - |
| 4492 | Equipment Rental/Lease | 2,580 | 4,018 | 4,000 | 4,000 |
| | Total Other Services & Charges | <u>\$ 4,733</u> | <u>\$ 6,657</u> | <u>\$ 7,100</u> | <u>\$ 7,100</u> |
| <u>CAPITAL OUTLAY</u> | | | | | |
| 4616 | Capital Outlay-Other Improvement | \$ - | \$ - | \$ - | \$ - |
| | Total Capital Outlay | <u>\$ -</u> | <u>\$ -</u> | <u>\$ -</u> | <u>\$ -</u> |
| TOTAL TAX ASSESSOR/COLLECTOR | | <u><u>\$ 303,884</u></u> | <u><u>\$ 316,544</u></u> | <u><u>\$ 323,527</u></u> | <u><u>\$ 330,038</u></u> |

GENERAL FUND
Financial Administration
County Treasurer
For the 2013-14 Fiscal Year

ACCT.
100-380

| <u>CODE</u> | <u>EXPENDITURES</u> | <u>ACTUAL</u> <u>11-12</u> | <u>ESTIMATED</u> <u>12-13</u> | <u>ORIGINAL</u> <u>12-13</u> | <u>PROPOSED</u> <u>13-14</u> |
|-------------------------------------|--------------------------------|-------------------------------|----------------------------------|---------------------------------|---------------------------------|
| <u>PERSONAL SERVICES</u> | | | | | |
| 4111 | Salaries | \$ 53,973 | \$ 55,304 | \$ 55,304 | \$ 57,184 |
| 4211 | Fica | 4,214 | 4,095 | 4,350 | 4,494 |
| 4221 | Retirement | 5,866 | 5,934 | 6,294 | 6,942 |
| 4231 | Group Insurance | 10,476 | 11,725 | 12,225 | 10,002 |
| 4241 | Workers Compensation | 113 | 135 | 154 | 154 |
| 4261 | Cell Phone Allowance | 360 | 360 | 360 | 360 |
| 4271 | Travel Allowance | 1,200 | 1,200 | 1,200 | 1,200 |
| | Total Personal Services | <u>\$ 76,203</u> | <u>\$ 78,753</u> | <u>\$ 79,887</u> | <u>\$ 80,336</u> |
| <u>SUPPLIES & MATERIALS</u> | | | | | |
| 4310 | Office Supplies | \$ 2,150 | \$ 1,166 | \$ 2,500 | \$ 2,500 |
| 4315 | Postage | 28,785 | 25,834 | 50,000 | 40,000 |
| 4337 | Computer Supplies | 190 | 462 | 1,200 | 1,200 |
| 4338 | Copier Supplies | 452 | 908 | 1,200 | 1,200 |
| | Total Supplies & Materials | <u>\$ 31,577</u> | <u>\$ 28,370</u> | <u>\$ 54,900</u> | <u>\$ 44,900</u> |
| <u>OTHER SERVICES & CHARGES</u> | | | | | |
| 4456 | Travel/Training | \$ 1,450 | \$ 567 | \$ 1,500 | \$ 1,500 |
| 4461 | Telephone | 141 | 16 | 600 | 300 |
| 4483 | Office Equipment | 320 | - | 4,516 | 500 |
| 4545 | Membership Dues | 150 | 247 | 150 | 200 |
| | Total Other Services & Charges | <u>\$ 2,061</u> | <u>\$ 830</u> | <u>\$ 6,766</u> | <u>\$ 2,500</u> |
| TOTAL COUNTY TREASURER | | <u><u>\$ 109,841</u></u> | <u><u>\$ 107,953</u></u> | <u><u>\$ 141,553</u></u> | <u><u>\$ 127,736</u></u> |

GENERAL FUND
Financial Administration
Data Processing
For the 2013-14 Fiscal Year

ACCT.
100-390

| <u>CODE</u> | <u>EXPENDITURES</u> | <u>ACTUAL</u> <u>11-12</u> | <u>ESTIMATED</u> <u>12-13</u> | <u>ORIGINAL</u> <u>12-13</u> | <u>PROPOSED</u> <u>13-14</u> |
|-------------------------------------|--------------------------------|-------------------------------|----------------------------------|---------------------------------|---------------------------------|
| <u>PERSONAL SERVICES</u> | | | | | |
| 4111 | Salaries | \$ 46,210 | \$ 46,340 | \$ 46,340 | \$ 48,220 |
| 4211 | Fica | 3,433 | 3,038 | 3,674 | 3,817 |
| 4221 | Retirement | 5,022 | 4,972 | 5,274 | 5,854 |
| 4231 | Group Insurance | 10,476 | 11,725 | 12,225 | 10,002 |
| 4241 | Workers Compensation | 92 | 111 | 130 | 130 |
| 4251 | Unemployment Insurance | 167 | 212 | 195 | 195 |
| 4261 | Cell Phone Allowance | 480 | 480 | 480 | 480 |
| 4271 | Travel Allowance | 1,200 | 1,200 | 1,200 | 1,200 |
| | Total Personal Services | <u>\$ 67,081</u> | <u>\$ 68,078</u> | <u>\$ 69,518</u> | <u>\$ 69,898</u> |
| <u>SUPPLIES & MATERIALS</u> | | | | | |
| 4310 | Office Supplies | \$ 1,755 | \$ 293 | \$ 3,000 | \$ 3,000 |
| 4351 | Repair Parts | 8,217 | 2,535 | 10,000 | 10,000 |
| | Total Supplies & Materials | <u>\$ 9,972</u> | <u>\$ 2,828</u> | <u>\$ 13,000</u> | <u>\$ 13,000</u> |
| <u>OTHER SERVICES & CHARGES</u> | | | | | |
| 4441 | Contract Service | \$ 144,799 | \$ 190,675 | \$ 185,000 | \$ 260,000 |
| 4456 | Travel/Training | - | - | 4,000 | 4,000 |
| 4461 | Telephone | 6,748 | 17,580 | 21,000 | 50 |
| 4483 | Office Equipment | 5,455 | 14,633 | 10,000 | 88,916 |
| 4570 | Other Expense | 7,527 | 5,654 | 10,000 | 10,000 |
| | Total Other Services & Charges | <u>\$ 164,529</u> | <u>\$ 228,542</u> | <u>\$ 230,000</u> | <u>\$ 362,966</u> |
| <u>CAPITAL OUTLAY</u> | | | | | |
| 4614 | Capital Outlay - Equipment | \$ - | \$ - | \$ - | \$ - |
| | Total Capital Outlay | <u>\$ -</u> | <u>\$ -</u> | <u>\$ -</u> | <u>\$ -</u> |
| TOTAL DATA PROCESSING | | <u><u>\$ 241,582</u></u> | <u><u>\$ 299,448</u></u> | <u><u>\$ 312,518</u></u> | <u><u>\$ 445,864</u></u> |

GENERAL FUND
Public Facilities
Maintenance
For the 2013-14 Fiscal Year

ACCT.
100-405

| <u>CODE</u> | <u>EXPENDITURES</u> | <u>ACTUAL</u> <u>11-12</u> | <u>ESTIMATED</u> <u>12-13</u> | <u>ORIGINAL</u> <u>12-13</u> | <u>PROPOSED</u> <u>13-14</u> |
|-------------------------------------|---------------------------------|-------------------------------|----------------------------------|---------------------------------|---------------------------------|
| <u>PERSONAL SERVICES</u> | | | | | |
| 4111 | Salaries | \$ 107,728 | \$ 108,249 | \$ 108,249 | \$ 115,769 |
| 4112 | Part-Time Help | - | - | - | - |
| 4118 | Overtime | - | - | - | - |
| 4211 | Fica | 8,031 | 7,357 | 8,480 | 9,055 |
| 4221 | Retirement | 11,709 | 11,615 | 12,319 | 14,054 |
| 4231 | Group Insurance | 41,904 | 46,899 | 48,900 | 40,008 |
| 4241 | Workers Compensation | 3,880 | 4,481 | 5,052 | 5,052 |
| 4251 | Unemployment Insurance | 388 | 495 | 425 | 425 |
| 4261 | Cell Phone Allowance | 600 | 600 | 600 | 600 |
| 4271 | Travel Allowance | 2,000 | 2,000 | 2,000 | 2,000 |
| | Total Personal Services | <u>\$ 176,239</u> | <u>\$ 181,696</u> | <u>\$ 186,025</u> | <u>\$ 186,963</u> |
| <u>SUPPLIES & MATERIALS</u> | | | | | |
| 4310 | Office Supplies | \$ 1,059 | \$ 223 | \$ 1,700 | \$ 1,700 |
| 4394 | Janitorial Supplies | 31,236 | 28,557 | 35,000 | 35,000 |
| | Total Supplies & Materials | <u>\$ 32,295</u> | <u>\$ 28,780</u> | <u>\$ 36,700</u> | <u>\$ 36,700</u> |
| <u>OTHER SERVICES & CHARGES</u> | | | | | |
| 4441 | Contract Service | \$ 24,828 | \$ 29,722 | \$ 35,000 | \$ 35,000 |
| 4456 | Travel/Training | 814 | 577 | 1,200 | 1,200 |
| 4461 | Telephone | 6 | 77 | 100 | 100 |
| 4471 | Gas | 22,795 | 33,279 | 50,000 | 45,000 |
| 4472 | Electricity | 223,606 | 173,811 | 210,000 | 220,000 |
| 4473 | Water | 74,102 | 73,760 | 90,000 | 90,000 |
| 4474 | Sanitation | 19,258 | 21,553 | 20,000 | 20,000 |
| 4481 | Building Repairs | 60,964 | 74,190 | 65,000 | 65,000 |
| 4483 | Office Equipment | 553 | 5,983 | 8,300 | - |
| 4492 | Equipment Rental/Lease | - | - | 500 | 500 |
| 4523 | Vehicle Self-Ins. | 398 | 511 | 480 | 480 |
| | Total Other Services & Charges | <u>\$ 427,324</u> | <u>\$ 413,463</u> | <u>\$ 480,580</u> | <u>\$ 477,280</u> |
| <u>CAPITAL OUTLAY</u> | | | | | |
| 4614 | Capital Outlay - Equipment | \$ - | \$ - | \$ - | \$ 20,000 |
| 4616 | Capital Outlay - Other Improve. | - | - | - | - |
| | Total Capital Outlay | <u>\$ -</u> | <u>\$ -</u> | <u>\$ -</u> | <u>\$ 20,000</u> |
| TOTAL MAINTENANCE | | <u><u>\$ 635,858</u></u> | <u><u>\$ 623,939</u></u> | <u><u>\$ 703,305</u></u> | <u><u>\$ 720,943</u></u> |

GENERAL FUND
Public Safety
Constable #1
For the 2013-14 Fiscal Year

ACCT.
100-410

| <u>CODE</u> | <u>EXPENDITURES</u> | <u>ACTUAL</u> <u>11-12</u> | <u>ESTIMATED</u> <u>12-13</u> | <u>ORIGINAL</u> <u>12-13</u> | <u>PROPOSED</u> <u>13-14</u> |
|-------------------------------------|--------------------------------|-------------------------------|----------------------------------|---------------------------------|---------------------------------|
| <u>PERSONAL SERVICES</u> | | | | | |
| 4111 | Salaries | \$ 42,075 | \$ 43,405 | \$ 43,405 | \$ 45,285 |
| 4211 | Fica | 3,135 | 3,070 | 3,357 | 3,501 |
| 4221 | Retirement | 4,573 | 4,657 | 4,939 | 5,498 |
| 4231 | Group Insurance | 10,476 | 11,725 | 12,225 | 10,002 |
| 4241 | Workers Compensation | 1,083 | 1,229 | 1,390 | 1,390 |
| 4261 | Cell Phone Allowance | 480 | 480 | 480 | 480 |
| 4271 | Travel Allowance | - | - | - | - |
| | Total Personal Services | <u>\$ 61,822</u> | <u>\$ 64,566</u> | <u>\$ 65,796</u> | <u>\$ 66,156</u> |
| <u>SUPPLIES & MATERIALS</u> | | | | | |
| 4310 | Office Supplies | \$ 151 | \$ 250 | \$ 300 | \$ 300 |
| 4333 | Uniforms, Badges & Emblems | 448 | 797 | 500 | 750 |
| 4341 | Gas & Oil | 5,384 | 4,181 | 6,000 | 5,000 |
| 4352 | Auto Maintenance | 1,969 | 1,993 | 2,000 | 2,000 |
| | Total Supplies & Materials | <u>\$ 7,952</u> | <u>\$ 7,221</u> | <u>\$ 8,800</u> | <u>\$ 8,050</u> |
| <u>OTHER SERVICES & CHARGES</u> | | | | | |
| 4456 | Travel/Training | \$ 1,127 | \$ 1,019 | \$ 1,000 | \$ 1,000 |
| 4458 | Continuing Education (LEOSE) | 683 | - | - | - |
| 4461 | Telephone | - | - | - | - |
| 4463 | Radio Communications | - | - | 500 | 500 |
| 4483 | Office Equipment | 231 | - | - | - |
| 4523 | Vehicle Self-Insurance | 254 | 497 | 250 | 750 |
| 4570 | Other Expense | - | - | - | - |
| | Total Other Services & Charges | <u>\$ 2,294</u> | <u>\$ 1,516</u> | <u>\$ 1,750</u> | <u>\$ 2,250</u> |
| <u>CAPITAL OUTLAY</u> | | | | | |
| 4615 | Capital Outlay-Vehicle | \$ - | \$ - | \$ 3,500 | \$ 4,000 |
| | Total Capital Outlay | <u>\$ -</u> | <u>\$ -</u> | <u>\$ 3,500</u> | <u>\$ 4,000</u> |
| TOTAL CONSTABLE #1 | | <u><u>\$ 72,068</u></u> | <u><u>\$ 73,303</u></u> | <u><u>\$ 79,846</u></u> | <u><u>\$ 80,456</u></u> |

GENERAL FUND
Public Safety
Constable #2
For the 2013-14 Fiscal Year

ACCT.
100-420

| <u>CODE</u> | <u>EXPENDITURES</u> | <u>ACTUAL</u> <u>11-12</u> | <u>ESTIMATED</u> <u>12-13</u> | <u>ORIGINAL</u> <u>12-13</u> | <u>PROPOSED</u> <u>13-14</u> |
|-------------------------------------|--------------------------------|-------------------------------|----------------------------------|---------------------------------|---------------------------------|
| <u>PERSONAL SERVICES</u> | | | | | |
| 4111 | Salaries | \$ 39,177 | \$ 41,845 | \$ 41,845 | \$ 43,725 |
| 4211 | Fica | 2,975 | 3,029 | 3,238 | 3,382 |
| 4221 | Retirement | 4,265 | 4,490 | 4,762 | 5,308 |
| 4231 | Group Insurance | 9,603 | 11,725 | 12,225 | 10,002 |
| 4241 | Workers Compensation | 1,087 | 1,226 | 1,380 | 1,380 |
| 4261 | Cell Phone Allowance | 460 | 480 | 480 | 480 |
| 4271 | Travel Allowance | - | - | - | - |
| | Total Personal Services | <u>\$ 57,566</u> | <u>\$ 62,795</u> | <u>\$ 63,930</u> | <u>\$ 64,277</u> |
| <u>SUPPLIES & MATERIALS</u> | | | | | |
| 4310 | Office Supplies | \$ 214 | \$ 184 | \$ 300 | \$ 300 |
| 4333 | Uniforms, Badges & Emblems | 487 | 477 | 500 | 750 |
| 4341 | Gas & Oil | 5,087 | 5,140 | 5,000 | 5,000 |
| 4352 | Auto Maintenance | 1,708 | 895 | 2,000 | 2,000 |
| | Total Supplies & Materials | <u>\$ 7,496</u> | <u>\$ 6,696</u> | <u>\$ 7,800</u> | <u>\$ 8,050</u> |
| <u>OTHER SERVICES & CHARGES</u> | | | | | |
| 4456 | Travel/Training | \$ 195 | \$ 2,180 | \$ 1,000 | \$ 1,000 |
| 4458 | Continuing Education (LEOSE) | 234 | - | - | - |
| 4461 | Telephone | - | - | - | - |
| 4463 | Radio Communications | 340 | - | 500 | 500 |
| 4483 | Office Equipment | - | - | - | 1,800 |
| 4523 | Vehicle Self-Insurance | 343 | 289 | 500 | 500 |
| | Total Other Services & Charges | <u>\$ 1,112</u> | <u>\$ 2,469</u> | <u>\$ 2,000</u> | <u>\$ 3,800</u> |
| <u>CAPITAL OUTLAY</u> | | | | | |
| 4615 | Capital Outlay-Vehicle | \$ 5,250 | \$ - | \$ 3,500 | \$ 4,000 |
| | Total Capital Outlay | <u>\$ 5,250</u> | <u>\$ -</u> | <u>\$ 3,500</u> | <u>\$ 4,000</u> |
| TOTAL CONSTABLE #2 | | <u><u>\$ 71,424</u></u> | <u><u>\$ 71,960</u></u> | <u><u>\$ 77,230</u></u> | <u><u>\$ 80,127</u></u> |

GENERAL FUND
Public Safety
Constable #3
For the 2013-14 Fiscal Year

ACCT.
100-430

| <u>CODE</u> | <u>EXPENDITURES</u> | <u>ACTUAL</u> <u>11-12</u> | <u>ESTIMATED</u> <u>12-13</u> | <u>ORIGINAL</u> <u>12-13</u> | <u>PROPOSED</u> <u>13-14</u> |
|-------------------------------------|--------------------------------|-------------------------------|----------------------------------|---------------------------------|---------------------------------|
| <u>PERSONAL SERVICES</u> | | | | | |
| 4111 | Salaries | \$ 42,985 | \$ 44,315 | \$ 44,315 | \$ 46,195 |
| 4211 | Fica | 3,230 | 3,135 | 3,427 | 3,571 |
| 4221 | Retirement | 4,672 | 4,755 | 5,043 | 5,608 |
| 4231 | Group Insurance | 10,476 | 11,725 | 12,225 | 10,002 |
| 4241 | Workers Compensation | 1,099 | 1,243 | 1,398 | 1,398 |
| 4261 | Cell Phone Allowance | 480 | 480 | 480 | 480 |
| 4271 | Travel Allowance | - | - | - | - |
| | Total Personal Services | <u>\$ 62,943</u> | <u>\$ 65,653</u> | <u>\$ 66,888</u> | <u>\$ 67,254</u> |
| <u>SUPPLIES & MATERIALS</u> | | | | | |
| 4310 | Office Supplies | \$ 22 | \$ - | \$ 300 | \$ 300 |
| 4333 | Uniforms, Badges & Emblems | 238 | - | 500 | 750 |
| 4341 | Gas & Oil | 4,797 | 4,456 | 5,000 | 5,000 |
| 4352 | Auto Maintenance | 482 | 769 | 2,000 | 2,000 |
| | Total Supplies & Materials | <u>\$ 5,539</u> | <u>\$ 5,225</u> | <u>\$ 7,800</u> | <u>\$ 8,050</u> |
| <u>OTHER SERVICES & CHARGES</u> | | | | | |
| 4456 | Travel/Training | \$ 689 | \$ - | \$ 1,000 | \$ 1,000 |
| 4458 | Continuing Education (LEOSE) | - | - | - | - |
| 4461 | Telephone | - | - | - | - |
| 4463 | Radio Communications | 65 | 107 | 500 | 500 |
| 4483 | Office Equipment | - | - | - | - |
| 4523 | Vehicle Self-Insurance | 580 | 1,041 | 500 | 500 |
| | Total Other Services & Charges | <u>\$ 1,334</u> | <u>\$ 1,148</u> | <u>\$ 2,000</u> | <u>\$ 2,000</u> |
| <u>CAPITAL OUTLAY</u> | | | | | |
| 4615 | Capital Outlay-Vehicle | \$ - | \$ - | \$ 3,500 | \$ 4,000 |
| | Total Capital Outlay | <u>\$ -</u> | <u>\$ -</u> | <u>\$ 3,500</u> | <u>\$ 4,000</u> |
| TOTAL CONSTABLE #3 | | <u><u>\$ 69,816</u></u> | <u><u>\$ 72,026</u></u> | <u><u>\$ 80,188</u></u> | <u><u>\$ 81,304</u></u> |

GENERAL FUND
Public Safety
Constable #4
For the 2013-14 Fiscal Year

ACCT.
100-440

| <u>ACCT.</u> | | <u>ACTUAL</u> | <u>ESTIMATED</u> | <u>ORIGINAL</u> | <u>PROPOSED</u> |
|---------------------------|-------------------------------------|-------------------------|-------------------------|-------------------------|-------------------------|
| <u>100-440</u> | | <u>11-12</u> | <u>12-13</u> | <u>12-13</u> | <u>13-14</u> |
| <u>CODE</u> | <u>EXPENDITURES</u> | | | | |
| | <u>PERSONAL SERVICES</u> | | | | |
| 4111 | Salaries | \$ 40,905 | \$ 42,235 | \$ 42,235 | \$ 44,115 |
| 4211 | Fica | 3,176 | 3,013 | 3,268 | 3,412 |
| 4221 | Retirement | 4,446 | 4,403 | 4,806 | 5,356 |
| 4231 | Group Insurance | 10,476 | 11,725 | 12,225 | 10,002 |
| 4241 | Workers Compensation | 1,044 | 1,183 | 1,332 | 1,332 |
| 4261 | Cell Phone Allowance | 480 | 480 | 480 | 480 |
| 4271 | Travel Allowance | - | - | - | - |
| | Total Personal Services | <u>\$ 60,527</u> | <u>\$ 63,039</u> | <u>\$ 64,346</u> | <u>\$ 64,697</u> |
| | <u>SUPPLIES & MATERIALS</u> | | | | |
| 4310 | Office Supplies | \$ 445 | \$ - | \$ 300 | \$ 300 |
| 4333 | Uniforms, Badges & Emblems | 177 | - | 500 | 750 |
| 4341 | Gas & Oil | 3,102 | 2,416 | 5,000 | 5,000 |
| 4352 | Auto Maintenance | 488 | 24 | 2,000 | 2,000 |
| | Total Supplies & Materials | <u>\$ 4,211</u> | <u>\$ 2,440</u> | <u>\$ 7,800</u> | <u>\$ 8,050</u> |
| | <u>OTHER SERVICES & CHARGES</u> | | | | |
| 4456 | Travel/Training | \$ - | \$ - | \$ 1,000 | \$ 1,000 |
| 4458 | Continuing Education (LEOSE) | - | - | - | - |
| 4461 | Telephone | - | - | - | - |
| 4463 | Radio Communications | - | - | 500 | 500 |
| 4483 | Office Equipment | - | - | - | - |
| 4523 | Vehicle Self-Insurance | 168 | 327 | 500 | 500 |
| 4570 | Other Expense | - | - | - | - |
| | Total Other Services & Charges | <u>\$ 168</u> | <u>\$ 327</u> | <u>\$ 2,000</u> | <u>\$ 2,000</u> |
| | <u>CAPITAL OUTLAY</u> | | | | |
| 4615 | Capital Outlay-Vehicle | \$ - | \$ - | \$ 3,500 | \$ 4,000 |
| | Total Capital Outlay | <u>\$ -</u> | <u>\$ -</u> | <u>\$ 3,500</u> | <u>\$ 4,000</u> |
| TOTAL CONSTABLE #4 | | <u><u>\$ 64,906</u></u> | <u><u>\$ 65,806</u></u> | <u><u>\$ 77,646</u></u> | <u><u>\$ 78,747</u></u> |

GENERAL FUND
Public Safety
Constable #5
For the 2013-14 Fiscal Year

ACCT.
100-450

| <u>CODE</u> | <u>EXPENDITURES</u> | <u>ACTUAL</u> <u>11-12</u> | <u>ESTIMATED</u> <u>12-13</u> | <u>ORIGINAL</u> <u>12-13</u> | <u>PROPOSED</u> <u>13-14</u> |
|-------------------------------------|--------------------------------|-------------------------------|----------------------------------|---------------------------------|---------------------------------|
| <u>PERSONAL SERVICES</u> | | | | | |
| 4111 | Salaries | \$ 80,942 | \$ 82,402 | \$ 82,402 | \$ 84,082 |
| 4211 | Fica | 6,023 | 4,982 | 6,377 | 6,506 |
| 4221 | Retirement | 8,797 | 8,093 | 9,377 | 10,208 |
| 4231 | Group Insurance | 20,952 | 23,450 | 24,450 | 20,004 |
| 4241 | Workers Compensation | 2,069 | 2,347 | 2,640 | 2,640 |
| 4251 | Unemployment Insurance | 137 | 235 | 180 | 180 |
| 4261 | Cell Phone Allowance | 960 | 960 | 960 | 960 |
| 4271 | Travel Allowance | - | - | - | - |
| | Total Personal Services | <u>\$ 119,881</u> | <u>\$ 122,469</u> | <u>\$ 126,386</u> | <u>\$ 124,580</u> |
| <u>SUPPLIES & MATERIALS</u> | | | | | |
| 4310 | Office Supplies | \$ 404 | \$ 183 | \$ 900 | \$ 600 |
| 4333 | Uniforms, Badges & Emblems | 704 | 597 | 1,000 | 1,500 |
| 4341 | Gas & Oil | 3,316 | 2,527 | 6,000 | 5,000 |
| 4352 | Auto Maintenance | 3,248 | 624 | 3,500 | 3,500 |
| | Total Supplies & Materials | <u>\$ 7,673</u> | <u>\$ 3,931</u> | <u>\$ 11,400</u> | <u>\$ 10,600</u> |
| <u>OTHER SERVICES & CHARGES</u> | | | | | |
| 4456 | Travel/Training | \$ 1,877 | \$ 2,191 | \$ 2,000 | \$ 2,000 |
| 4458 | Continuing Education (LEOSE) | - | - | - | - |
| 4461 | Telephone | - | - | - | - |
| 4463 | Radio Communications | 430 | - | 500 | 500 |
| 4483 | Office Equipment | - | - | - | - |
| 4523 | Vehicle Self-Insurance | 483 | 1,157 | 1,000 | 1,000 |
| | Total Other Services & Charges | <u>\$ 2,790</u> | <u>\$ 3,348</u> | <u>\$ 3,500</u> | <u>\$ 3,500</u> |
| <u>Capital Outlay</u> | | | | | |
| 4615 | Capital Outlay-Vehicle | \$ 11,500 | \$ - | \$ 7,000 | \$ 8,000 |
| | Total Capital Outlay | <u>\$ 11,500</u> | <u>\$ -</u> | <u>\$ 7,000</u> | <u>\$ 8,000</u> |
| TOTAL CONSTABLE #5 | | <u><u>\$ 141,843</u></u> | <u><u>\$ 129,748</u></u> | <u><u>\$ 148,286</u></u> | <u><u>\$ 146,680</u></u> |

GENERAL FUND
Public Safety
Sheriff
For the 2013-14 Fiscal Year

ACCT.
100-490

| <u>CODE</u> | <u>EXPENDITURES</u> | <u>ACTUAL</u> <u>11-12</u> | <u>ESTIMATED</u> <u>12-13</u> | <u>ORIGINAL</u> <u>12-13</u> | <u>PROPOSED</u> <u>13-14</u> |
|-------------------------------------|---------------------------------|-------------------------------|----------------------------------|---------------------------------|---------------------------------|
| <u>PERSONAL SERVICES</u> | | | | | |
| 4111 | Salaries | \$ 1,390,963 | \$ 1,305,224 | \$ 1,404,962 | \$ 1,460,859 |
| 4113 | Extra Help | - | - | - | - |
| 4118 | Overtime | 44,672 | 45,256 | 40,000 | 48,000 |
| 4211 | Fica | 104,493 | 96,161 | 110,539 | 115,428 |
| 4221 | Retirement | 156,035 | 152,993 | 164,437 | 183,175 |
| 4231 | Group Insurance | 404,199 | 448,653 | 476,775 | 390,078 |
| 4241 | Workers Compensation | 28,101 | 31,917 | 35,600 | 35,600 |
| 4251 | Unemployment Insurance | 4,993 | 6,271 | 5,122 | 5,122 |
| | Total Personal Services | <u>\$ 2,133,456</u> | <u>\$ 2,086,475</u> | <u>\$ 2,237,435</u> | <u>\$ 2,238,262</u> |
| <u>SUPPLIES & MATERIALS</u> | | | | | |
| 4310 | Office Supplies | \$ 15,094 | \$ 12,857 | \$ 20,000 | \$ 18,000 |
| 4315 | Postage | 2,320 | 1,703 | 3,000 | 3,000 |
| 4333 | Uniforms, Badges & Emblems | 2,538 | 1,252 | 7,000 | 13,000 |
| 4337 | Computer Supplies | 4,498 | 6,057 | 4,500 | 7,000 |
| 4338 | Copier Supplies | 2,500 | 2,709 | 2,500 | 2,500 |
| 4339 | Law Books | - | - | 200 | 400 |
| 4341 | Gas/Oil | 166,448 | 152,923 | 160,000 | 165,000 |
| 4352 | Auto Maintenance | 44,427 | 28,474 | 50,000 | 50,000 |
| | Total Supplies & Materials | <u>\$ 237,824</u> | <u>\$ 205,975</u> | <u>\$ 247,200</u> | <u>\$ 258,900</u> |
| <u>OTHER SERVICES & CHARGES</u> | | | | | |
| 4456 | Travel/Training | \$ 2,271 | \$ 8,844 | \$ 10,000 | \$ 10,000 |
| 4458 | Continuing Education (LEOSE) | 2,894 | 945 | - | - |
| 4461 | Telephone | 13,641 | 11,944 | 13,000 | 13,000 |
| 4463 | Radio Communications | 19,884 | 14,100 | 20,000 | 20,000 |
| 4483 | Office Equipment | 140 | 11,767 | 12,000 | 8,520 |
| 4492 | Equipment Rental/Lease | 3,594 | 3,236 | 4,000 | 4,000 |
| 4523 | Vehicle Self-Insurance | 14,614 | 27,533 | 20,000 | 20,000 |
| 4545 | Membership Dues | 175 | 156 | 150 | 175 |
| 4570 | Other Expense | 4,738 | 6,502 | 5,000 | 6,500 |
| | Total Other Services & Charges | <u>\$ 61,951</u> | <u>\$ 85,027</u> | <u>\$ 84,150</u> | <u>\$ 82,195</u> |
| <u>CAPITAL OUTLAY</u> | | | | | |
| 4615 | Capital Outlay - Vehicle | \$ - | \$ 147,091 | \$ 110,000 | \$ 127,189 |
| 4616 | Capital Outlay - Other Improve. | - | - | 8,000 | 8,000 |
| | Total Capital Outlay | <u>\$ -</u> | <u>\$ 147,091</u> | <u>\$ 118,000</u> | <u>\$ 135,189</u> |
| TOTAL SHERIFF | | <u><u>\$ 2,433,231</u></u> | <u><u>\$ 2,524,568</u></u> | <u><u>\$ 2,686,785</u></u> | <u><u>\$ 2,714,546</u></u> |

GENERAL FUND
Public Safety
Juvenile Probation
For the 2013-14 Fiscal Year

ACCT.
100-500

| <u>CODE</u> | <u>EXPENDITURES</u> | <u>ACTUAL</u> <u>11-12</u> | <u>ESTIMATED</u> <u>12-13</u> | <u>ORIGINAL</u> <u>12-13</u> | <u>PROPOSED</u> <u>13-14</u> |
|---------------------------------|-------------------------------------|-------------------------------|----------------------------------|---------------------------------|---------------------------------|
| | <u>SUPPLIES & MATERIALS</u> | | | | |
| 4310 | Office Supplies | \$ 8,733 | \$ 5,614 | \$ 10,000 | \$ 10,000 |
| | Total Supplies & Materials | <u>\$ 8,733</u> | <u>\$ 5,614</u> | <u>\$ 10,000</u> | <u>\$ 10,000</u> |
| | <u>OTHER SERVICES & CHARGES</u> | | | | |
| 4415 | Psychological/Counseling | \$ 9,625 | \$ 22,303 | \$ 15,000 | \$ 18,000 |
| 4422 | Medical/Dental | 1,510 | 1,063 | 3,000 | 3,000 |
| 4456 | Travel/Training | 15,992 | 13,754 | 15,000 | 16,000 |
| 4483 | Office Equipment | 3,471 | 4,797 | 3,500 | 4,500 |
| 4524 | Electronic Monitoring | - | - | - | - |
| 4532 | Residential Services | - | - | - | - |
| 4533 | Detention | 114,988 | 94,518 | 115,000 | 115,000 |
| | Total Other Services & Charges | <u>\$ 145,587</u> | <u>\$ 136,435</u> | <u>\$ 151,500</u> | <u>\$ 156,500</u> |
| | <u>TRANSFER TO OTHER FUNDS</u> | | | | |
| 4867 | Transfer to State Aid Grant | \$ - | \$ - | \$ - | \$ - |
| | Total Transfers to Other Funds | <u>\$ -</u> | <u>\$ -</u> | <u>\$ -</u> | <u>\$ -</u> |
| TOTAL JUVENILE PROBATION | | <u><u>\$ 154,320</u></u> | <u><u>\$ 142,049</u></u> | <u><u>\$ 161,500</u></u> | <u><u>\$ 166,500</u></u> |

GENERAL FUND
Public Safety
Criminal Detention
For the 2013-14 Fiscal Year

ACCT.
100-510

| <u>CODE</u> | <u>EXPENDITURES</u> | <u>ACTUAL</u> <u>11-12</u> | <u>ESTIMATED</u> <u>12-13</u> | <u>ORIGINAL</u> <u>12-13</u> | <u>PROPOSED</u> <u>13-14</u> |
|-------------------------------------|--------------------------------|-------------------------------|----------------------------------|---------------------------------|---------------------------------|
| <u>PERSONAL SERVICES</u> | | | | | |
| 4111 | Salaries | \$ 1,036,794 | \$ 933,668 | \$ 1,058,237 | \$ 1,119,677 |
| 4112 | Part-Time | - | - | - | \$ - |
| 4118 | Overtime Pay | 14,045 | 18,465 | 20,000 | 23,000 |
| 4211 | Fica | 76,966 | 68,605 | 82,485 | 87,415 |
| 4221 | Retirement | 114,150 | 107,713 | 122,703 | 138,721 |
| 4231 | Group Insurance | 388,497 | 417,549 | 464,550 | 380,076 |
| 4241 | Workers Compensation | 27,365 | 30,054 | 33,900 | 33,900 |
| 4251 | Unemployment Insurance | 3,786 | 4,603 | 3,979 | 3,979 |
| | Total Personal Services | <u>\$ 1,661,603</u> | <u>\$ 1,580,657</u> | <u>\$ 1,785,854</u> | <u>\$ 1,786,768</u> |
| <u>SUPPLIES & MATERIALS</u> | | | | | |
| 4310 | Office Supplies | \$ 6,901 | \$ 1,843 | \$ 8,000 | \$ 8,000 |
| 4331 | Food Supplies | 143,471 | 142,708 | 160,000 | 170,000 |
| 4333 | Uniforms, Badges & Emblems | 13,598 | 5,359 | 14,000 | 14,000 |
| 4337 | Computer Supplies | 4,436 | 2,184 | 4,500 | 4,500 |
| 4338 | Copier Supplies | 3,841 | 3,733 | 3,800 | 3,800 |
| 4340 | Drugs | 24,341 | 23,689 | 40,000 | 40,000 |
| 4393 | Medical Supplies | 7,055 | 2,858 | 10,000 | 10,000 |
| 4394 | Janitorial Supplies | 22,671 | 18,250 | 23,000 | 23,000 |
| 4395 | Kitchen Supplies | 11,362 | 7,360 | 15,000 | 15,000 |
| 4396 | Other Supplies | 17,741 | 7,136 | 20,000 | 20,000 |
| | Total Supplies & Materials | <u>\$ 255,417</u> | <u>\$ 215,120</u> | <u>\$ 298,300</u> | <u>\$ 308,300</u> |
| <u>OTHER SERVICES & CHARGES</u> | | | | | |
| 4411 | Doctor | \$ 39,295 | \$ 39,033 | \$ 60,000 | \$ 60,000 |
| 4412 | Hospital | 5,183 | 26,436 | 50,000 | 50,000 |
| 4456 | Travel/Training | 5,063 | 4,571 | 10,000 | 10,000 |
| 4457 | Prisoner Transportation | 15,424 | 16,690 | 25,000 | 25,000 |
| 4461 | Telephone | 786 | 127 | 1,000 | 500 |
| 4463 | Radio Communications | 10,749 | 8,967 | 12,000 | 12,000 |
| 4483 | Office Equipment | 587 | 4,839 | 12,500 | 7,835 |
| | Total Other Services & Charges | <u>\$ 77,086</u> | <u>\$ 100,663</u> | <u>\$ 170,500</u> | <u>\$ 165,335</u> |
| <u>CAPITAL OUTLAY</u> | | | | | |
| 4614 | Capital Outlay - Equipment | \$ - | \$ - | \$ 5,000 | \$ 7,000 |
| | Total Capital Outlay | <u>\$ -</u> | <u>\$ -</u> | <u>\$ 5,000</u> | <u>\$ 7,000</u> |
| TOTAL CRIMINAL DETENTION | | <u><u>\$ 1,994,106</u></u> | <u><u>\$ 1,896,440</u></u> | <u><u>\$ 2,259,654</u></u> | <u><u>\$ 2,267,403</u></u> |

GENERAL FUND
Public Safety
Emergency Management
For the 2013-14 Fiscal Year

ACCT.
100-520

| <u>CODE</u> | <u>EXPENDITURES</u> | <u>ACTUAL</u> <u>11-12</u> | <u>ESTIMATED</u> <u>12-13</u> | <u>ORIGINAL</u> <u>12-13</u> | <u>PROPOSED</u> <u>13-14</u> |
|-----------------------------------|-------------------------------------|-------------------------------|----------------------------------|---------------------------------|---------------------------------|
| | <u>PERSONAL SERVICES</u> | | | | |
| 4111 | Salaries | | \$ 18,200 | | \$ 19,950 |
| 4112 | P/T Help | | - | | - |
| 4211 | Fica | | 1,356 | | 1,563 |
| 4221 | Retirement | | 1,953 | | 2,422 |
| 4241 | Workers Compensation | | 207 | | 365 |
| 4251 | Unemployment Insurance | | 53 | | 175 |
| 4261 | Cell Phone Allowance | | 480 | | 480 |
| | Total Personal Services | \$ - | \$ 22,249 | \$ - | \$ 24,955 |
| | <u>SUPPLIES & MATERIALS</u> | | | | |
| 4310 | Office Supplies | | \$ - | | \$ 500 |
| | Total Supplies & Materials | \$ - | \$ - | \$ - | \$ 500 |
| | <u>OTHER SERVICES & CHARGES</u> | | | | |
| 4441 | Contract Services | | \$ - | | \$ 10,000 |
| 4456 | Travel/Training | | 1,348 | | 1,700 |
| 4461 | Telephone | | - | | - |
| 4483 | Office Equipment | | 329 | | 2,900 |
| 4492 | Equipment Rental/Lease | | - | | - |
| 4545 | Membership Dues | | - | | - |
| | Total Other Services & Charges | \$ - | \$ 1,677 | \$ - | \$ 14,600 |
| TOTAL EMERGENCY MANAGEMENT | | \$ - | \$ 23,926 | \$ - | \$ 40,055 |

GENERAL FUND
Health / Welfare
Institutional
For the 2013-14 Fiscal Year

ACCT.
100-710

| <u>CODE</u> | <u>EXPENDITURES</u> | <u>ACTUAL</u> <u>11-12</u> | <u>ESTIMATED</u> <u>12-13</u> | <u>ORIGINAL</u> <u>12-13</u> | <u>PROPOSED</u> <u>13-14</u> |
|----------------------------|---|-------------------------------|----------------------------------|---------------------------------|---------------------------------|
| | <u>OTHER SERVICES & CHARGES</u> | | | | |
| 4414 | Autopsies | \$ 38,087 | \$ 55,409 | \$ 60,000 | \$ 60,000 |
| 4431 | Ct. Appt. Atty (Ad Litem, JP Ct.) | 118,202 | 89,667 | 50,000 | 50,000 |
| 4434 | Ct. Appt. Atty (Co. Ct.) | 60,213 | 67,792 | 75,000 | 75,000 |
| 4435 | Ct. Appt. Atty (Dist. Ct.) | 295,047 | 234,149 | 325,000 | 325,000 |
| 4436 | Ct. Appt. Atty (Juv. Ct.) | 19,084 | 5,755 | 25,000 | 25,000 |
| 4437 | Ct. Appt. Atty (Invest., Interp., etc.) | 115,310 | 113,106 | 40,000 | 40,000 |
| 4438 | Ct. Appt. Atty (Cap. Murder) | - | - | 100,000 | 100,000 |
| 4483 | Office Equipment (Ad. Prob.) | - | - | 3,600 | 3,600 |
| 4534 | Pauper Burial | 6,104 | 10,283 | 8,000 | 10,000 |
| 4535 | Community Service | 47,500 | 69,876 | 45,000 | 47,000 |
| 4536 | Child Welfare | - | 49,324 | 45,000 | 45,000 |
| 4537 | Outreach Clinic | 15,734 | 26,085 | 16,000 | 16,000 |
| 4539 | Health Care | 56,313 | 120,994 | 75,000 | 75,275 |
| 4540 | Mental Commitments | 4,555 | 7,236 | 15,000 | 15,000 |
| 4542 | Ambulance Service | 341,685 | 379,388 | 346,127 | 345,306 |
| 4570 | Other Expense | (4,251) | (23,096) | | |
| | Total Other Services & Charges | <u>\$ 1,113,583</u> | <u>\$ 1,205,968</u> | <u>\$ 1,228,727</u> | <u>\$ 1,232,181</u> |
| TOTAL INSTITUTIONAL | | <u><u>\$ 1,113,583</u></u> | <u><u>\$ 1,205,968</u></u> | <u><u>\$ 1,228,727</u></u> | <u><u>\$ 1,232,181</u></u> |

GENERAL FUND
Health / Welfare
Indigent Health Care
For the 2013-14 Fiscal Year

ACCT.
100-720

| <u>CODE</u> | <u>EXPENDITURES</u> | <u>ACTUAL</u> <u>11-12</u> | <u>ESTIMATED</u> <u>12-13</u> | <u>ORIGINAL</u> <u>12-13</u> | <u>PROPOSED</u> <u>13-14</u> |
|-----------------------------------|-------------------------------------|-------------------------------|----------------------------------|---------------------------------|---------------------------------|
| | <u>PERSONAL SERVICES</u> | | | | |
| 4111 | Salaries | \$ 61,324 | \$ 61,584 | \$ 61,584 | \$ 65,344 |
| 4211 | Fica | 4,620 | 4,400 | 4,711 | 4,999 |
| 4221 | Retirement | 6,665 | 6,608 | 7,008 | 7,933 |
| 4231 | Group Insurance | 20,952 | 23,450 | 24,450 | 20,004 |
| 4241 | Workers Compensation | 121 | 141 | 158 | 158 |
| 4251 | Unemployment Insurance | 221 | 282 | 228 | 228 |
| | Total Personal Services | <u>\$ 93,903</u> | <u>\$ 96,465</u> | <u>\$ 98,139</u> | <u>\$ 98,666</u> |
| | <u>SUPPLIES & MATERIALS</u> | | | | |
| 4310 | Office Supplies | \$ 2,889 | \$ 1,973 | \$ 2,900 | \$ 2,900 |
| | Total Supplies & Materials | <u>\$ 2,889</u> | <u>\$ 1,973</u> | <u>\$ 2,900</u> | <u>\$ 2,900</u> |
| | <u>OTHER SERVICES & CHARGES</u> | | | | |
| 4456 | Travel/Training | \$ 116 | \$ - | \$ 850 | \$ 850 |
| 4483 | Office Equipment | - | - | 600 | 600 |
| 4570 | Other Expense | - | - | - | - |
| | Total Other Services & Charges | <u>\$ 116</u> | <u>\$ -</u> | <u>\$ 1,450</u> | <u>\$ 1,450</u> |
| TOTAL INDIGENT HEALTH CARE | | <u><u>\$ 96,909</u></u> | <u><u>\$ 98,438</u></u> | <u><u>\$ 102,489</u></u> | <u><u>\$ 103,016</u></u> |

GENERAL FUND
Health / Welfare
Veterans
For the 2013-14 Fiscal Year

ACCT.
100-730

| <u>CODE</u> | <u>EXPENDITURES</u> | <u>ACTUAL</u> <u>11-12</u> | <u>ESTIMATED</u> <u>12-13</u> | <u>ORIGINAL</u> <u>12-13</u> | <u>PROPOSED</u> <u>13-14</u> |
|-----------------------|-------------------------------------|-------------------------------|----------------------------------|---------------------------------|---------------------------------|
| | <u>PERSONAL SERVICES</u> | | | | |
| 4111 | Salaries | \$ 19,826 | \$ 18,672 | \$ 18,672 | \$ 20,422 |
| 4112 | P/T Help | 13,372 | 13,580 | 13,580 | 15,205 |
| 4211 | Fica | 2,540 | 2,281 | 2,467 | 2,725 |
| 4221 | Retirement | 3,602 | 3,373 | 3,670 | 4,325 |
| 4241 | Workers Compensation | 64 | 72 | 82 | 82 |
| 4251 | Unemployment Insurance | 128 | 145 | 120 | 120 |
| | Total Personal Services | <u>\$ 39,533</u> | <u>\$ 38,123</u> | <u>\$ 38,591</u> | <u>\$ 42,879</u> |
| | <u>SUPPLIES & MATERIALS</u> | | | | |
| 4310 | Office Supplies | \$ 1,208 | \$ 947 | \$ 1,800 | \$ 2,800 |
| | Total Supplies & Materials | <u>\$ 1,208</u> | <u>\$ 947</u> | <u>\$ 1,800</u> | <u>\$ 2,800</u> |
| | <u>OTHER SERVICES & CHARGES</u> | | | | |
| 4456 | Travel/Training | \$ 1,258 | \$ 1,728 | \$ 1,900 | \$ 1,900 |
| 4461 | Telephone | 515 | 227 | 500 | 350 |
| 4483 | Office Equipment | - | 2,129 | 4,850 | 3,550 |
| 4492 | Equipment Rental/Lease | 1,180 | 1,080 | 1,800 | 1,800 |
| 4545 | Membership Dues | - | - | 110 | 90 |
| | Total Other Services & Charges | <u>\$ 2,953</u> | <u>\$ 5,164</u> | <u>\$ 9,160</u> | <u>\$ 7,690</u> |
| TOTAL VETERANS | | <u><u>\$ 43,694</u></u> | <u><u>\$ 44,234</u></u> | <u><u>\$ 49,551</u></u> | <u><u>\$ 53,369</u></u> |

GENERAL FUND
Conservation
Extension Service
For the 2013-14 Fiscal Year


ACCT.
100-810

| <u>CODE</u> | <u>EXPENDITURES</u> | <u>ACTUAL</u> <u>11-12</u> | <u>ESTIMATED</u> <u>12-13</u> | <u>ORIGINAL</u> <u>12-13</u> | <u>PROPOSED</u> <u>13-14</u> |
|-------------------------------------|--------------------------------|-------------------------------|----------------------------------|---------------------------------|---------------------------------|
| <u>PERSONAL SERVICES</u> | | | | | |
| 4111 | Salaries | \$ 57,876 | \$ 65,942 | \$ 65,942 | \$ 68,918 |
| 4113 | Extra Help | - | - | 500 | 500 |
| 4211 | Fica | 4,306 | 4,669 | 5,083 | 5,310 |
| 4221 | Retirement | 3,184 | 3,157 | 3,349 | 3,800 |
| 4231 | Group Insurance | 10,476 | 11,725 | 12,225 | 10,002 |
| 4241 | Workers Compensation | 62 | 76 | 88 | 88 |
| 4251 | Unemployment Insurance | 106 | 135 | 125 | 125 |
| | Total Personal Services | <u>\$ 76,009</u> | <u>\$ 85,704</u> | <u>\$ 87,312</u> | <u>\$ 88,743</u> |
| <u>SUPPLIES & MATERIALS</u> | | | | | |
| 4310 | Office Supplies | \$ 2,852 | \$ 3,038 | \$ 3,000 | \$ 3,250 |
| 4338 | Copier Supplies | 2,053 | 3,309 | 3,250 | 3,250 |
| | Total Supplies & Materials | <u>\$ 4,905</u> | <u>\$ 6,347</u> | <u>\$ 6,250</u> | <u>\$ 6,500</u> |
| <u>OTHER SERVICES & CHARGES</u> | | | | | |
| 4456 | Travel/Training | \$ 5,404 | \$ 5,534 | \$ 12,000 | \$ 12,000 |
| 4461 | Telephone | 491 | 1,120 | 750 | 800 |
| 4483 | Office Equipment | - | 189 | 250 | 850 |
| | Total Other Services & Charges | <u>\$ 5,895</u> | <u>\$ 6,843</u> | <u>\$ 13,000</u> | <u>\$ 13,650</u> |
| TOTAL EXTENSION SERVICE | | <u>\$ 86,810</u> | <u>\$ 98,894</u> | <u>\$ 106,562</u> | <u>\$ 108,893</u> |

GENERAL FUND
Miscellaneous
Non-Departmental
For the 2013-14 Fiscal Year

ACCT.
100-930

| CODE | EXPENDITURES | ACTUAL 11-12 | ESTIMATED 12-13 | ORIGINAL 12-13 | PROPOSED 13-14 |
|--|-----------------------------------|-------------------------|----------------------------|---------------------------|---------------------------|
| <u>SUPPLIES & MATERIALS</u> | | | | | |
| 4310 | Office Supplies | \$ 2,858 | \$ 2,392 | \$ 3,000 | \$ 3,000 |
| | Total Supplies & Materials | \$ 2,858 | \$ 2,392 | \$ 3,000 | \$ 3,000 |
| <u>OTHER SERVICES & CHARGES</u> | | | | | |
| 4432 | Delinquent Attorney Fees | \$ 57,620 | \$ 40,548 | \$ 65,000 | \$ 65,000 |
| 4441 | Contract Service | 31,475 | 46,077 | 40,000 | 40,000 |
| 4443 | Appraisal District | 240,070 | 313,408 | 260,000 | 292,000 |
| 4444 | Accounting/Auditing | 31,000 | 16,441 | 32,000 | 32,000 |
| 4461 | Telephone | 63,220 | 64,059 | 65,000 | 65,000 |
| 4466 | Bidding & Notices | 6,396 | 8,351 | 7,500 | 8,000 |
| 4511 | Conservation | 4,800 | 5,261 | 4,800 | 5,800 |
| 4521 | Liability Insurance Premium | 93,717 | 152,854 | 110,000 | 110,000 |
| 4522 | Building Insurance Premium | 67,138 | 975 | 72,000 | 72,000 |
| 4523 | Vehicle Self- Insurance | 40 | 120 | 75 | 75 |
| 4543 | Rural Fire Department | 111,102 | 121,779 | 111,103 | 117,769 |
| 4544 | P&W Supplies | 1,447 | 914 | 1,500 | 1,500 |
| 4545 | Membership Dues | 5,520 | 10,005 | 7,500 | 8,000 |
| 4548 | DPS Supplies | 1,463 | 676 | 1,500 | 1,500 |
| 4549 | Employee Awards Banquet | 4,437 | 2,848 | 4,500 | 4,500 |
| 4570 | Other Expense | 111,134 | 50,368 | 110,000 | 110,000 |
| | Total Other Services & Charges | \$ 830,578 | \$ 834,684 | \$ 892,478 | \$ 933,144 |
| <u>DEBT SERVICE</u> | | | | | |
| 4711 | Principal Payment | \$ - | \$ - | \$ - | \$ - |
| | Total Debt Service | \$ - | \$ - | \$ - | \$ - |
| TOTAL NON-DEPARTMENTAL | | \$ 833,437 | \$ 837,076 | \$ 895,478 | \$ 936,144 |
| TOTAL GENERAL FUND EXPENDITURES | | \$11,955,379 | \$12,275,366 | \$13,220,588 | \$ 13,536,923 |
| <u>TRANSFERS TO OTHER FUNDS</u> | | | | | |
| 4816 | Transfer to R&B | \$ - | \$ - | \$ - | \$ 220,000 |
| 4824 | Transfer to CIHC | - | - | - | - |
| 4828 | Transfer to Permanent Improv. | - | - | 100,000 | 100,000 |
| 4846 | Transfer to Justice Asst. Grant | - | - | - | - |
| 4852 | Transfer to Vict. Coord. Grant | 8,908 | - | - | 8,940 |
| 4835 | Transfer to Crime Victims Fund | - | - | 10,905 | - |
| 4859 | Transfer to Tx.Comm. Blk Grant | - | - | - | - |
| 4867 | Transfer to State Aid Grant | - | - | - | 3,411 |
| 4873 | Transfer to Homeland Sec. Gt. | - | - | - | - |
| 4874 | Transfer to Hazard Mitigation Gt. | - | - | - | - |
| 4875 | Transfer to SURMA | - | 165,774 | 103,000 | 100,827 |
| 4886 | Transfer to Lamar Co. Child Wel. | 45,000 | - | - | - |
| | Total Transfers to Other Funds | \$ 53,908 | \$ 165,774 | \$ 213,905 | \$ 433,178 |
| TOTAL GENERAL FUND | | \$12,009,287 | \$12,441,140 | \$13,434,493 | \$ 13,970,101 |



LAMAR COUNTY, TEXAS

SPECIAL REVENUE FUNDS

Special Revenue Funds are used to account for the proceeds of specific revenue sources (other than major capital projects) that are legally restricted to expenditures for specified purposes. Special Revenue Funds include:

Road and Bridge Fund – This fund is used to account for monies designated for use in road and bridge work of the County. Primary sources of revenues include ad valorem taxes, automobile registration fees, County and District court fines, and State allotments of road funds. Revenues are used for public transportation maintenance and construction purposes.

Estray and Jury Fund – This fund is used to defray expenses associated with jurors of County, District, and Justice of the Peace courts.

Lateral Road Fund – This fund is similar to the Road and Bridge Fund. Funds are allotted by the state for road maintenance.

Law Library Fund – This fund is created by a library fee which is part of court costs for each suit filed in the District or County courts. Purchases are made by the Lamar County Bar Association. The fee charged is regulated by the Commissioners' Court and by state law.

County Clerk Record Management Fund – This fund is created by the records management and preservation fee collected by the county clerk. The fee may be used only by the County Clerk's office to provide funds for specific records preservation and automation projects.

Indigent Health Care Fund – This is a state mandated fund that requires Lamar County to budget 8% of all its tax revenues for the purpose of medical care expenses of persons found to be indigent. Guidelines for indigence are based on state requirements similar to other welfare guidelines. These funds are restricted in use.

Courthouse Security Fund – This fund collects local court cost from district and county court. All money is retained by the county. The fund may be used only to finance security services for buildings housing a district or county court.

District Clerk Record Archive Fund – The fee collected for this fund can only be used for the preservation and restoration services performed by the district clerk in connection with maintaining a district clerk's records archive.

County Clerk Record Archive Fund – The fee collected for this fund can only be used for the preservation and restoration services performed by the county clerk in connection with maintaining a county clerk's records archive.

County Records Management Fund – This fund is created to collect fees for records management and preservation purposes. The fund can be used for all county offices.

District Clerk Records Management Fund – This fund receives revenue from fees collected by the district clerk. The fee may be used only by the District Clerk's office to fund specific preservation and automation projects.

Judicial District Fund – This fund is created by a fee on civil cases to help fund the operations of the Sixth Court of Appeals.

Juvenile Delinquency Prevention Fund – This fund is created by the collection of court costs from county, county court-at-law, and district courts. This fund is administered by the commissioners court and may be used only to repair damage caused by graffiti offense; provide educational and intervention programs; and provide rewards to the public for apprehension and prosecution of offenders.

Alternative Dispute Resolution Fund – This fund collects a court cost fee established by the Commissioners' Court for use in the mediation process of civil cases. The fund is administered by commissioners court and may only be used to establish and maintain the system.

Juvenile Probation Title IV Fund - This fund receives federal reimbursements through TJPC for foster care maintenance claims for eligible juvenile probation children, direct administrative claims, and enhanced administrative claims.

Court Record Preservation Fund - This fund collects a fee on civil cases in county and district courts. These funds can only be used to digitize court records and preserve the records from natural disasters.

Justice Court Technology Fund – This fund is created by a fee to assist in providing necessary technology for the justice of the peace courts.

**ROAD AND BRIDGE FUND
BUDGETED REVENUES
For the 2013-14 Fiscal Year**

| <u>REVENUES</u> | <u>ACTUAL 11-12</u> | <u>ESTIMATED 12-13</u> | <u>ORIGINAL 12-13</u> | <u>PROPOSED 13-14</u> |
|--|-------------------------|----------------------------|---------------------------|---------------------------|
| <u>PROPERTY TAXES</u> | | | | |
| Current Taxes | \$ 1,828,442 | \$ 3,275,424 | \$ 2,019,104 | \$ 2,019,624 |
| Delinquent Taxes | 53,884 | 34,752 | 62,770 | 62,784 |
| Total Property Taxes | <u>\$ 1,882,327</u> | <u>\$ 3,310,176</u> | <u>\$ 2,081,874</u> | <u>\$ 2,082,408</u> |
| <u>INTERGOVERNMENTAL REVENUE</u> | | | | |
| Federal Revenue | \$ - | \$ - | \$ - | \$ - |
| State Revenue | 51,253 | 52,092 | 40,000 | 40,000 |
| | <u>\$ 51,253</u> | <u>\$ 52,092</u> | <u>\$ 40,000</u> | <u>\$ 40,000</u> |
| <u>LICENSES</u> | | | | |
| Auto Registration | \$ 436,752 | \$ 690,660 | \$ 440,000 | \$ 440,000 |
| Auto Registration - \$10 Fee | 479,481 | 459,180 | 472,000 | 472,000 |
| Total Licenses | <u>\$ 916,232</u> | <u>\$ 1,149,840</u> | <u>\$ 912,000</u> | <u>\$ 912,000</u> |
| <u>FINES AND FORFEITURES</u> | | | | |
| Court Fines | \$ 106,061 | \$ 122,925 | \$ 120,000 | \$ 120,000 |
| Bail Bond Forfeitures | 6,100 | - | 32,000 | 16,000 |
| Total Fines and Forfeitures | <u>\$ 112,161</u> | <u>\$ 122,925</u> | <u>\$ 152,000</u> | <u>\$ 136,000</u> |
| <u>MISCELLANEOUS REVENUE</u> | | | | |
| Interest Earnings | \$ 3,994 | \$ 3,243 | \$ 5,000 | \$ 5,000 |
| Reimbursement of Material | 1,551 | 7,918 | - | - |
| Other Revenue | 161,733 | 9,590 | 3,000 | 3,000 |
| Total Miscellaneous Revenue | <u>\$ 167,278</u> | <u>\$ 20,751</u> | <u>\$ 8,000</u> | <u>\$ 8,000</u> |
| TOTAL REVENUES | <u>\$ 3,129,251</u> | <u>\$ 4,655,784</u> | <u>\$ 3,193,874</u> | <u>\$ 3,178,408</u> |
| <u>OTHER FINANCING SOURCES</u> | | | | |
| Capital Leases | \$ - | \$ 254,842 | \$ - | \$ - |
| Proceeds From Sale of Equipment | 39,369 | 41,104 | 233,000 | 216,000 |
| Total Other Financing Sources | <u>\$ 39,369</u> | <u>\$ 295,946</u> | <u>\$ 233,000</u> | <u>\$ 216,000</u> |
| <u>TRANSFERS FROM OTHER FUNDS</u> | | | | |
| Transfer from General Fund | \$ - | \$ - | \$ - | \$ 220,000 |
| Total Transfer From Other Funds | <u>\$ -</u> | <u>\$ -</u> | <u>\$ -</u> | <u>\$ 220,000</u> |
| TOTAL REVENUES & OTHER FIN. SOURCES | <u>\$ 3,168,620</u> | <u>\$ 4,951,730</u> | <u>\$ 3,426,874</u> | <u>\$ 3,614,408</u> |

ROAD AND BRIDGE FUND
Expenditures Summary
For the 2013-14 Fiscal Year

| <u>EXPENDITURES</u> | <u>ACTUAL</u> <u>11-12</u> | <u>ESTIMATED</u> <u>12-13</u> | <u>ORIGINAL</u> <u>12-13</u> | <u>PROPOSED</u> <u>13-14</u> |
|-------------------------------------|-------------------------------|----------------------------------|---------------------------------|---------------------------------|
| <u>PERSONAL SERVICES</u> | <u>\$ 1,154,792</u> | <u>\$ 1,157,351</u> | <u>\$ 1,245,948</u> | <u>\$ 1,283,152</u> |
| <u>SUPPLIES & MATERIALS</u> | <u>\$ 1,551,769</u> | <u>\$ 1,114,839</u> | <u>\$ 1,988,300</u> | <u>\$ 2,216,600</u> |
| <u>OTHER SERVICES & CHARGES</u> | <u>\$ 137,323</u> | <u>\$ 144,443</u> | <u>\$ 120,900</u> | <u>\$ 171,500</u> |
| <u>CAPITAL OUTLAY</u> | <u>\$ 172,197</u> | <u>\$ 482,084</u> | <u>\$ 440,000</u> | <u>\$ 487,500</u> |
| TOTAL EXPENDITURES | <u>\$ 3,016,081</u> | <u>\$ 2,898,717</u> | <u>\$ 3,795,148</u> | <u>\$ 4,158,752</u> |
| TOTAL ROAD & BRIDGE FUND | <u>\$ 3,016,081</u> | <u>\$ 2,898,717</u> | <u>\$ 3,795,148</u> | <u>\$ 4,158,752</u> |

ROAD AND BRIDGE FUND
Public Transportation
Precinct One
For the 2013-14 Fiscal Year

ACCT.
160-610

| <u>CODE</u> | <u>EXPENDITURES</u> | <u>ACTUAL</u> <u>11-12</u> | <u>ESTIMATED</u> <u>12-13</u> | <u>ORIGINAL</u> <u>12-13</u> | <u>PROPOSED</u> <u>13-14</u> |
|-------------------------------------|---------------------------------|-------------------------------|----------------------------------|---------------------------------|---------------------------------|
| <u>PERSONAL SERVICES</u> | | | | | |
| 4111 | Salaries | \$ 187,492 | \$ 189,822 | \$ 189,822 | \$ 200,452 |
| 4112 | Part-Time Help | 20,488 | 21,000 | 21,000 | 16,750 |
| 4114 | Temporary Help | - | - | - | 5,000 |
| 4211 | Fica | 14,671 | 12,604 | 16,128 | 16,998 |
| 4221 | Retirement | 22,603 | 20,634 | 23,992 | 26,368 |
| 4231 | Group Insurance | 62,856 | 70,349 | 73,350 | 60,012 |
| 4241 | Workers Compensation | 11,784 | 13,457 | 15,135 | 15,135 |
| 4251 | Unemployment Insurance | 753 | 919 | 800 | 800 |
| | Total Personal Services | <u>\$ 320,647</u> | <u>\$ 328,785</u> | <u>\$ 340,227</u> | <u>\$ 341,515</u> |
| <u>SUPPLIES & MATERIALS</u> | | | | | |
| 4333 | Uniforms | \$ 5,660 | \$ 6,042 | \$ 6,000 | \$ 6,000 |
| 4341 | Gas/Oil | 51,007 | 58,847 | 50,000 | 50,000 |
| 4351 | Repair Parts | 52,256 | 36,210 | 48,000 | 40,000 |
| 4353 | Tires/Tubes | 13,121 | 14,359 | 12,000 | 12,000 |
| 4371 | Rock/Gravel | 63,592 | 23,228 | 55,000 | 48,000 |
| 4372 | Culverts | 8,356 | 9,377 | 14,000 | 14,000 |
| 4373 | Asphalt/Road Oil | 188,432 | 257,618 | 200,000 | 240,000 |
| 4374 | Lumber/Steel | - | - | - | - |
| | Total Supplies & Materials | <u>\$ 382,424</u> | <u>\$ 405,681</u> | <u>\$ 385,000</u> | <u>\$ 410,000</u> |
| <u>OTHER SERVICES & CHARGES</u> | | | | | |
| 4456 | Travel/Training | \$ 1,393 | \$ 1,321 | \$ 2,000 | \$ 2,000 |
| 4483 | Office Equipment | 5,100 | 1,383 | 5,000 | 5,000 |
| 4492 | Equipment Rental/Lease | 3,650 | - | 7,000 | 70,000 |
| 4511 | Conservation | - | - | - | - |
| 4523 | Vehicle Self-Insurance | 3,234 | 6,251 | 3,500 | 7,000 |
| 4570 | Other Expense | 11,030 | 20,410 | 13,000 | 13,000 |
| | Total Other Services & Charges | <u>\$ 24,407</u> | <u>\$ 29,365</u> | <u>\$ 30,500</u> | <u>\$ 97,000</u> |
| <u>CAPITAL OUTLAY</u> | | | | | |
| 4614 | Capital Outlay - Equipment | \$ 15,000 | \$ 337,050 | \$ 250,000 | \$ - |
| 4616 | Capital Outlay - Other Improve. | - | - | - | - |
| | Total Capital Outlay | <u>\$ 15,000</u> | <u>\$ 337,050</u> | <u>\$ 250,000</u> | <u>\$ -</u> |
| <u>TRANSFERS TO OTHER FUNDS</u> | | | | | |
| 4810 | Transfer to General Fund | \$ - | \$ - | \$ - | \$ - |
| | Total Transfers To Other Funds | <u>\$ -</u> | <u>\$ -</u> | <u>\$ -</u> | <u>\$ -</u> |
| TOTAL PRECINCT ONE | | <u><u>\$ 742,477</u></u> | <u><u>\$ 1,100,881</u></u> | <u><u>\$ 1,005,727</u></u> | <u><u>\$ 848,515</u></u> |

ROAD AND BRIDGE FUND
Public Transportation
Precinct Two
For the 2013-14 Fiscal Year

ACCT.
160-620

| <u>CODE</u> | <u>EXPENDITURES</u> | <u>ACTUAL</u> <u>11-12</u> | <u>ESTIMATED</u> <u>12-13</u> | <u>ORIGINAL</u> <u>12-13</u> | <u>PROPOSED</u> <u>13-14</u> |
|-------------------------------------|---|-------------------------------|----------------------------------|---------------------------------|---------------------------------|
| <u>PERSONAL SERVICES</u> | | | | | |
| 4111 | Salaries | \$ 200,276 | \$ 201,058 | \$ 201,058 | \$ 211,428 |
| 4112 | Part-Time Help | - | - | - | - |
| 4114 | Temporary Help | - | - | - | - |
| 4211 | Fica | 14,504 | 13,726 | 15,381 | 16,174 |
| 4221 | Retirement | 21,767 | 21,573 | 22,880 | 25,667 |
| 4231 | Group Insurance | 52,380 | 58,624 | 73,350 | 60,012 |
| 4241 | Workers Compensation | 10,901 | 12,620 | 14,195 | 14,195 |
| 4251 | Unemployment Insurance | 723 | 920 | 775 | 775 |
| | Total Personal Services | \$ 300,552 | \$ 308,521 | \$ 327,639 | \$ 328,251 |
| <u>SUPPLIES & MATERIALS</u> | | | | | |
| 4433 | Uniforms | \$ 7,464 | \$ 6,415 | \$ 7,000 | \$ 7,000 |
| 4341 | Gas/Oil | 149,071 | 6,670 | 100,000 | 100,000 |
| 4351 | Repair Parts | 41,369 | 19,614 | 50,000 | 50,000 |
| 4353 | Tires/Tubes | 17,016 | 16,454 | 13,000 | 13,000 |
| 4371 | Rock/Gravel | 38,630 | 29,468 | 209,000 | 209,000 |
| 4372 | Culverts | 6,597 | 3,786 | 15,000 | 15,000 |
| 4373 | Asphalt/Road Oil | 190,969 | 44,242 | 240,000 | 240,000 |
| 4374 | Lumber/Steel | - | - | 3,600 | 3,600 |
| 4375 | Chemicals | - | - | - | - |
| | Total Supplies & Materials | \$ 451,116 | \$ 126,649 | \$ 637,600 | \$ 637,600 |
| <u>OTHER SERVICES & CHARGES</u> | | | | | |
| 4456 | Travel/Training | \$ 1,282 | \$ 1,753 | \$ 2,000 | \$ 2,000 |
| 4483 | Office Equipment | 2,490 | 1,375 | 3,000 | 3,000 |
| 4492 | Equipment Rental/Lease | 34,865 | - | - | - |
| 4511 | Conservation | - | - | - | - |
| 4523 | Vehicle Self-Insurance | 7,100 | 12,519 | 7,400 | 8,000 |
| 4570 | Other Expense | 8,939 | 8,643 | 10,000 | 10,000 |
| | Total Other Services & Charges | \$ 54,675 | \$ 24,290 | \$ 22,400 | \$ 23,000 |
| <u>CAPITAL OUTLAY</u> | | | | | |
| 4614 | Capital Outlay - Equipment | \$ - | \$ 88,600 | \$ 65,000 | \$ 80,000 |
| 4616 | Capital Outlay - Other Improve. | 6,715 | - | - | - |
| | Total Capital Outlay | \$ 6,715 | \$ 88,600 | \$ 65,000 | \$ 80,000 |
| <u>TRANSFERS TO OTHER FUNDS</u> | | | | | |
| 4810 | Transfer to General Fund | \$ - | \$ - | \$ - | \$ - |
| | Total Transfers To Other Funds | \$ - | \$ - | \$ - | \$ - |
| TOTAL PRECINCT TWO | | \$ 813,057 | \$ 548,060 | \$ 1,052,639 | \$ 1,068,851 |

ROAD AND BRIDGE FUND
Public Transportation
Precinct Three
For the 2013-14 Fiscal Year

ACCT.
160-630

| <u>CODE</u> | <u>EXPENDITURES</u> | <u>ACTUAL</u> <u>11-12</u> | <u>ESTIMATED</u> <u>12-13</u> | <u>ORIGINAL</u> <u>12-13</u> | <u>PROPOSED</u> <u>13-14</u> |
|-------------------------------------|---------------------------------|-------------------------------|----------------------------------|---------------------------------|---------------------------------|
| <u>PERSONAL SERVICES</u> | | | | | |
| 4111 | Salaries | \$ 181,424 | \$ 179,623 | \$ 179,623 | \$ 195,696 |
| 4112 | Part-Time Help | 81 | - | 5,000 | 5,000 |
| 4211 | Fica | 13,429 | 10,723 | 14,124 | 15,353 |
| 4221 | Retirement | 19,704 | 16,718 | 20,441 | 23,758 |
| 4231 | Group Insurance | 61,110 | 53,359 | 73,350 | 60,012 |
| 4241 | Workers Compensation | 10,468 | 12,052 | 13,610 | 13,610 |
| 4251 | Unemployment Insurance | 678 | 738 | 665 | 665 |
| | Total Personal Services | <u>\$ 286,894</u> | <u>\$ 273,213</u> | <u>\$ 306,813</u> | <u>\$ 314,094</u> |
| <u>SUPPLIES & MATERIALS</u> | | | | | |
| 4333 | Uniforms | \$ 3,983 | \$ 4,156 | \$ 5,000 | \$ 5,000 |
| 4341 | Gas/Oil | 74,633 | 95,782 | 70,000 | 90,000 |
| 4351 | Repair Parts | 46,181 | 61,850 | 40,000 | 45,000 |
| 4353 | Tire/Tubes | 20,442 | 24,110 | 15,000 | 20,000 |
| 4371 | Rock/Gravel | 48,155 | 50,964 | 110,000 | 90,000 |
| 4372 | Culverts | 6,241 | 3,832 | 15,000 | 15,000 |
| 4373 | Asphalt/Road Oil | 211,739 | 158,032 | 215,000 | 280,000 |
| 4374 | Lumber/Steel | - | - | - | - |
| | Total Supplies & Materials | <u>\$ 411,375</u> | <u>\$ 398,726</u> | <u>\$ 470,000</u> | <u>\$ 545,000</u> |
| <u>OTHER SERVICES & CHARGES</u> | | | | | |
| 4456 | Travel/Training | \$ 85 | \$ 329 | \$ 2,000 | \$ 2,000 |
| 4483 | Office Equipment | 381 | - | 3,000 | 500 |
| 4492 | Equipment Rental/Lease | 27,813 | 45,912 | 30,000 | 2,000 |
| 4523 | Vehicle Self-Insurance | 3,986 | 7,698 | 5,000 | 5,000 |
| 4570 | Other Expense | 8,894 | 9,100 | 10,000 | 15,000 |
| | Total Other Services & Charges | <u>\$ 41,159</u> | <u>\$ 63,039</u> | <u>\$ 50,000</u> | <u>\$ 24,500</u> |
| <u>CAPITAL OUTLAY</u> | | | | | |
| 4614 | Capital Outlay - Equipment | \$ 71,215 | \$ 24,662 | \$ - | \$ 52,500 |
| 4616 | Capital Outlay - Other Improve. | - | 18,163 | 25,000 | - |
| | Total Capital Outlay | <u>\$ 71,215</u> | <u>\$ 42,825</u> | <u>\$ 25,000</u> | <u>\$ 52,500</u> |
| <u>TRANSFERS TO OTHER FUNDS</u> | | | | | |
| 4810 | Transfer to General Fund | \$ - | \$ - | \$ - | \$ - |
| | Total Transfers To Other Funds | <u>\$ -</u> | <u>\$ -</u> | <u>\$ -</u> | <u>\$ -</u> |
| TOTAL PRECINCT THREE | | <u><u>\$ 810,643</u></u> | <u><u>\$ 777,803</u></u> | <u><u>\$ 851,813</u></u> | <u><u>\$ 936,094</u></u> |

ROAD AND BRIDGE FUND
Public Transportation
Precinct Four
For the 2013-14 Fiscal Year

ACCT.
160-640

| <u>CODE</u> | <u>EXPENDITURES</u> | <u>ACTUAL</u> <u>11-12</u> | <u>ESTIMATED</u> <u>12-13</u> | <u>ORIGINAL</u> <u>12-13</u> | <u>PROPOSED</u> <u>13-14</u> |
|-------------------------------------|---------------------------------|-------------------------------|----------------------------------|---------------------------------|---------------------------------|
| <u>PERSONAL SERVICES</u> | | | | | |
| 4111 | Salaries | \$ 157,320 | \$ 161,343 | \$ 161,343 | \$ 186,439 |
| 4112 | Part-Time Help | - | - | - | - |
| 4114 | Temporary Help | - | - | 5,000 | 3,000 |
| 4211 | Fica | 11,645 | 9,347 | 12,725 | 14,492 |
| 4221 | Retirement | 17,079 | 14,485 | 18,361 | 22,634 |
| 4231 | Group Insurance | 50,634 | 50,249 | 61,125 | 60,012 |
| 4241 | Workers Compensation | 9,420 | 10,800 | 12,100 | 12,100 |
| 4251 | Unemployment Insurance | 602 | 608 | 615 | 615 |
| | Total Personal Services | <u>\$ 246,700</u> | <u>\$ 246,832</u> | <u>\$ 271,269</u> | <u>\$ 299,292</u> |
| <u>SUPPLIES & MATERIALS</u> | | | | | |
| 4333 | Uniforms | \$ 4,259 | \$ 4,241 | \$ 4,500 | \$ 5,000 |
| 4341 | Gas/Oil | 45,865 | 44,816 | 50,000 | 50,000 |
| 4351 | Repair Parts | 47,818 | 59,271 | 40,000 | 40,000 |
| 4353 | Tires/Tubes | 2,299 | 14,978 | 10,000 | 14,000 |
| 4371 | Rock/Gravel | 10,990 | 10,256 | 70,000 | 50,000 |
| 4372 | Culverts | (7,976) | 11,630 | 15,000 | 15,000 |
| 4373 | Asphalt/Road Oil | 203,599 | 38,591 | 306,200 | 450,000 |
| | Total Supplies & Materials | <u>306,855</u> | <u>183,783</u> | <u>\$ 495,700</u> | <u>\$ 624,000</u> |
| <u>OTHER SERVICES & CHARGES</u> | | | | | |
| 4456 | Travel/Training | \$ 56 | \$ 133 | \$ 1,500 | \$ 1,500 |
| 4483 | Office Equipment | 1,529 | 1,614 | 1,000 | 1,000 |
| 4491 | Property Rental/Lease | - | - | 500 | 500 |
| 4492 | Equipment Rental/Lease | - | 81 | 5,000 | 5,000 |
| 4523 | Vehicle Self-Insurance | 2,418 | 5,592 | 3,000 | 4,000 |
| 4570 | Other Expense | 13,079 | 20,329 | 7,000 | 15,000 |
| | Total Other Services & Charges | <u>\$ 17,081</u> | <u>\$ 27,749</u> | <u>\$ 18,000</u> | <u>\$ 27,000</u> |
| <u>CAPITAL OUTLAY</u> | | | | | |
| 4614 | Capital Outlay - Equipment | \$ 58,487 | \$ - | \$ 70,000 | \$ 315,000 |
| 4616 | Capital Outlay - Other Improve. | 20,780 | 13,609 | 30,000 | 40,000 |
| | Total Capital Outlay | <u>\$ 79,267</u> | <u>\$ 13,609</u> | <u>\$ 100,000</u> | <u>\$ 355,000</u> |
| <u>TRANSFERS TO OTHER FUNDS</u> | | | | | |
| 4810 | Transfer to General Fund | \$ - | \$ - | \$ - | \$ - |
| | Total Transfers To Other Funds | <u>\$ -</u> | <u>\$ -</u> | <u>\$ -</u> | <u>\$ -</u> |
| TOTAL PRECINCT FOUR | | <u><u>\$ 649,904</u></u> | <u><u>\$ 471,973</u></u> | <u><u>\$ 884,969</u></u> | <u><u>\$ 1,305,292</u></u> |
| TOTAL ROAD & BRIDGE FUND | | <u><u>\$ 3,016,081</u></u> | <u><u>\$ 2,898,717</u></u> | <u><u>\$ 3,795,148</u></u> | <u><u>\$ 4,158,752</u></u> |

**ESTRAY AND JURY FUND
BUDGETED REVENUES
For the 2013-14 Fiscal Year**

| <u>REVENUES</u> | <u>ACTUAL 11-12</u> | <u>ESTIMATED 12-13</u> | <u>ORIGINAL 12-13</u> | <u>PROPOSED 13-14</u> |
|----------------------------------|-------------------------|----------------------------|---------------------------|---------------------------|
| <u>PROPERTY TAXES</u> | | | | |
| Current Taxes | \$ 37,152 | \$ 47,658 | \$ 29,378 | \$ 30,558 |
| Delinquent Taxes | 1,095 | 505 | 913 | 950 |
| Total Property Taxes | <u>\$ 38,247</u> | <u>\$ 48,163</u> | <u>\$ 30,291</u> | <u>\$ 31,508</u> |
| <u>INTERGOVERNMENTAL REVENUE</u> | | | | |
| State Revenue | \$ 15,420 | \$ 6,784 | \$ 14,000 | \$ 14,000 |
| | <u>\$ 15,420</u> | <u>\$ 6,784</u> | <u>\$ 14,000</u> | <u>\$ 14,000</u> |
| <u>CHARGES FOR SERVICES</u> | | | | |
| Fees of Office | \$ 1,412 | \$ 1,289 | \$ 1,000 | \$ 1,000 |
| Total Charges for Services | <u>\$ 1,412</u> | <u>\$ 1,289</u> | <u>\$ 1,000</u> | <u>\$ 1,000</u> |
| <u>MISCELLANEOUS REVENUE</u> | | | | |
| Interest Earnings | \$ - | \$ - | \$ - | \$ - |
| Other Revenue | - | 2,169 | - | - |
| Total Miscellaneous Revenue | <u>\$ -</u> | <u>\$ 2,169</u> | <u>\$ -</u> | <u>\$ -</u> |
| TOTAL REVENUES | <u><u>\$ 55,079</u></u> | <u><u>\$ 58,405</u></u> | <u><u>\$ 45,291</u></u> | <u><u>\$ 46,508</u></u> |

ESTRAY AND JURY
Judicial
Estray Jury
For the 2013-14 Fiscal Year

ACCT.
170-180

| <u>CODE</u> | <u>EXPENDITURES</u> | <u>ACTUAL</u> <u>11-12</u> | <u>ESTIMATED</u> <u>12-13</u> | <u>ORIGINAL</u> <u>12-13</u> | <u>PROPOSED</u> <u>13-14</u> |
|--------------------------------|--------------------------|-------------------------------|----------------------------------|---------------------------------|---------------------------------|
| | <u>PERSONAL SERVICES</u> | | | | |
| 4121 | Grand Jury | \$ 5,709 | \$ 4,063 | \$ 8,000 | \$ 8,000 |
| 4122 | Petit Jury | 17,311 | 26,597 | 30,000 | 32,000 |
| 4123 | JP Court | 154 | 898 | 1,500 | 1,500 |
| 4124 | County Court | 19,229 | 11,402 | 17,000 | 17,000 |
| | Total Personal Services | <u>\$ 42,403</u> | <u>\$ 42,960</u> | <u>\$ 56,500</u> | <u>\$ 58,500</u> |
| TOTAL ESTRAY & JURY | | <u>\$ 42,403</u> | <u>\$ 42,960</u> | <u>\$ 56,500</u> | <u>\$ 58,500</u> |

**LATERAL ROAD FUND
BUDGETED REVENUES
For the 2013-14 Fiscal Year**

| <u>REVENUES</u> | <u>ACTUAL 11-12</u> | <u>ESTIMATED 12-13</u> | <u>ORIGINAL 12-13</u> | <u>PROPOSED 13-14</u> |
|----------------------------------|-------------------------|----------------------------|---------------------------|---------------------------|
| <u>INTERGOVERNMENTAL REVENUE</u> | | | | |
| State Revenue | \$ 40,051 | \$ 65,626 | \$ 40,000 | \$ 40,000 |
| Total Intergovernmental Revenue | <u>\$ 40,051</u> | <u>\$ 65,626</u> | <u>\$ 40,000</u> | <u>\$ 40,000</u> |
| TOTAL REVENUES | <u><u>\$ 40,051</u></u> | <u><u>\$ 65,626</u></u> | <u><u>\$ 40,000</u></u> | <u><u>\$ 40,000</u></u> |

LATERAL ROAD FUND
Public Transportation
Precinct One
For the 2013-14 Fiscal Year

ACCT.
200-610

| <u>CODE</u> | <u>EXPENDITURES</u> | <u>ACTUAL</u> <u>11-12</u> | <u>ESTIMATED</u> <u>12-13</u> | <u>ORIGINAL</u> <u>12-13</u> | <u>PROPOSED</u> <u>13-14</u> |
|---------------------------|---------------------------------|-------------------------------|----------------------------------|---------------------------------|---------------------------------|
| | <u>SUPPLIES & MATERIALS</u> | | | | |
| 4371 | Rock/Gravel | \$ - | \$ - | \$ - | \$ - |
| 4373 | Asphalt/Road Oil | 10,013 | - | 10,000 | 10,000 |
| | Total Supplies & Materials | <u>\$ 10,013</u> | <u>\$ -</u> | <u>\$ 10,000</u> | <u>\$ 10,000</u> |
| TOTAL PRECINCT ONE | | <u>\$ 10,013</u> | <u>\$ -</u> | <u>\$ 10,000</u> | <u>\$ 10,000</u> |

LATERAL ROAD FUND
Public Transportation
Precinct Two
For the 2013-14 Fiscal Year

ACCT.
200-620

| <u>CODE</u> | <u>EXPENDITURES</u> | <u>ACTUAL</u> <u>11-12</u> | <u>ESTIMATED</u> <u>12-13</u> | <u>ORIGINAL</u> <u>12-13</u> | <u>PROPOSED</u> <u>13-14</u> |
|---------------------------|---------------------------------|-------------------------------|----------------------------------|---------------------------------|---------------------------------|
| | <u>SUPPLIES & MATERIALS</u> | | | | |
| 4371 | Rock/Gravel | \$ - | \$ - | \$ - | \$ - |
| 4373 | Asphalt/Road Oil | 10,013 | - | 10,000 | 10,000 |
| | Total Supplies & Materials | <u>\$ 10,013</u> | <u>\$ -</u> | <u>\$ 10,000</u> | <u>\$ 10,000</u> |
| TOTAL PRECINCT TWO | | <u>\$ 10,013</u> | <u>\$ -</u> | <u>\$ 10,000</u> | <u>\$ 10,000</u> |

LATERAL ROAD FUND
Public Transportation
Precinct Three
For the 2013-14 Fiscal Year

ACCT.
 200-630

| <u>CODE</u> | <u>EXPENDITURES</u> | <u>ACTUAL</u> <u>11-12</u> | <u>ESTIMATED</u> <u>12-13</u> | <u>ORIGINAL</u> <u>12-13</u> | <u>PROPOSED</u> <u>13-14</u> |
|-----------------------------|---------------------------------|-------------------------------|----------------------------------|---------------------------------|---------------------------------|
| | <u>SUPPLIES & MATERIALS</u> | | | | |
| 4371 | Rock/Gravel | \$ 10,013 | \$ - | \$ - | \$ - |
| 4373 | Asphalt/Road Oil | - | - | 10,000 | 10,000 |
| | Total Supplies & Materials | <u>\$ 10,013</u> | <u>\$ -</u> | <u>\$ 10,000</u> | <u>\$ 10,000</u> |
| TOTAL PRECINCT THREE | | <u><u>\$ 10,013</u></u> | <u><u>\$ -</u></u> | <u><u>\$ 10,000</u></u> | <u><u>\$ 10,000</u></u> |

LATERAL ROAD FUND
Public Transportation
Precinct Four
For the 2013-14 Fiscal Year

ACCT.
200-640

| <u>CODE</u> | <u>EXPENDITURES</u> | <u>ACTUAL</u> <u>11-12</u> | <u>ESTIMATED</u> <u>12-13</u> | <u>ORIGINAL</u> <u>12-13</u> | <u>PROPOSED</u> <u>13-14</u> |
|----------------------------|---------------------------------|-------------------------------|----------------------------------|---------------------------------|---------------------------------|
| | <u>SUPPLIES & MATERIALS</u> | | | | |
| 4371 | Rock/Gravel | \$ - | \$ - | \$ - | \$ - |
| 4373 | Asphalt/Road Oil | 10,013 | - | 10,000 | 10,000 |
| | Total Supplies & Materials | <u>\$ 10,013</u> | <u>\$ -</u> | <u>\$ 10,000</u> | <u>\$ 10,000</u> |
| TOTAL PRECINCT FOUR | | <u>\$ 10,013</u> | <u>\$ -</u> | <u>\$ 10,000</u> | <u>\$ 10,000</u> |
| TOTAL LATERAL ROAD | | <u>\$ 40,051</u> | <u>-</u> | <u>40,000</u> | <u>40,000</u> |

**LAW LIBRARY FUND
BUDGETED REVENUES
For the 2013-14 Fiscal Year**

| <u>REVENUES</u> | <u>ACTUAL 11-12</u> | <u>ESTIMATED 12-13</u> | <u>ORIGINAL 12-13</u> | <u>PROPOSED 13-14</u> |
|-----------------------------|-------------------------|----------------------------|---------------------------|---------------------------|
| <u>CHARGES FOR SERVICES</u> | | | | |
| Fees of Office | \$ 27,683 | \$ 25,109 | \$ 26,000 | \$ 26,000 |
| Interest Earnings | \$ 50 | \$ - | \$ - | \$ - |
| Total Charges for Services | <u>\$ 27,733</u> | <u>\$ 25,109</u> | <u>\$ 26,000</u> | <u>\$ 26,000</u> |
| TOTAL REVENUES | <u><u>\$ 27,733</u></u> | <u><u>\$ 25,109</u></u> | <u><u>\$ 26,000</u></u> | <u><u>\$ 26,000</u></u> |

LAW LIBRARY FUND
Legal
Law Library
For the 2013-14 Fiscal Year

ACCT.
 220-270

| <u>CODE</u> | <u>EXPENDITURES</u> | <u>ACTUAL</u> <u>11-12</u> | <u>ESTIMATED</u> <u>12-13</u> | <u>ORIGINAL</u> <u>12-13</u> | <u>PROPOSED</u> <u>13-14</u> |
|--------------------------|-------------------------------------|-------------------------------|----------------------------------|---------------------------------|---------------------------------|
| | <u>SUPPLIES & MATERIALS</u> | | | | |
| 4339 | Law Books | \$ 23,927 | \$ 22,162 | \$ 30,000 | \$ 30,000 |
| | Total Supplies & Materials | \$ 23,927 | \$ 22,162 | \$ 30,000 | \$ 30,000 |
| | <u>OTHER SERVICES & CHARGES</u> | | | | |
| 4483 | Office Equipment | \$ - | \$ - | \$ - | \$ - |
| 4570 | Other Expense | 282 | - | 10,000 | 5,000 |
| | Total Other Services & Charges | \$ 282 | \$ - | \$ 10,000 | \$ 5,000 |
| TOTAL LAW LIBRARY | | \$ 24,209 | \$ 22,162 | \$ 40,000 | \$ 35,000 |

CO. CLERK RECORDS MANAGEMENT FUND

Miscellaneous

County Clerk

For the 2013-14 Fiscal Year

| <u>REVENUES</u> | <u>ACTUAL</u> <u>11-12</u> | <u>ESTIMATED</u> <u>12-13</u> | <u>ORIGINAL</u> <u>12-13</u> | <u>PROPOSED</u> <u>13-14</u> |
|------------------------------|-------------------------------|----------------------------------|---------------------------------|---------------------------------|
| <u>CHARGES FOR SERVICES</u> | | | | |
| Fees of Office | \$ 75,272 | \$ 78,584 | \$ 65,000 | \$ 70,000 |
| Total Charges for Services | <u>\$ 75,272</u> | <u>\$ 78,584</u> | <u>\$ 65,000</u> | <u>\$ 70,000</u> |
| <u>MISCELLANEOUS REVENUE</u> | | | | |
| Interest Earnings | \$ - | \$ - | \$ - | \$ - |
| Total Miscellaneous Revenue | <u>\$ -</u> | <u>\$ -</u> | <u>\$ -</u> | <u>\$ -</u> |
| TOTAL REVENUES | <u>\$ 75,272</u> | <u>\$ 78,584</u> | <u>\$ 65,000</u> | <u>\$ 70,000</u> |

CO. CLERK RECORDS MANAGEMENT FUND

Miscellaneous

County Clerk

For the 2013-14 Fiscal Year

ACCT.
230-130

| <u>CODE</u> | <u>EXPENDITURES</u> | <u>ACTUAL</u> <u>11-12</u> | <u>ESTIMATED</u> <u>12-13</u> | <u>ORIGINAL</u> <u>12-13</u> | <u>PROPOSED</u> <u>13-14</u> |
|--------------------------------|-------------------------------------|-------------------------------|----------------------------------|---------------------------------|---------------------------------|
| | <u>PERSONAL SERVICES</u> | | | | |
| 4114 | Temporary Help | \$ 5,024 | \$ 978 | \$ 8,920 | \$ 9,795 |
| 4211 | FICA | 384 | 75 | 682 | 749 |
| 4221 | Retirement | 554 | 108 | 1,015 | 1,189 |
| 4241 | Workers Comp. | 27 | 31 | 35 | 35 |
| 4251 | Unemp. Ins. | - | - | 40 | 40 |
| | Total Personal Services | <u>\$ 5,989</u> | <u>\$ 1,192</u> | <u>\$ 10,692</u> | <u>\$ 11,808</u> |
| | <u>OTHER SERVICES & CHARGES</u> | | | | |
| 4483 | Office Equipment | \$ 890 | \$ - | \$ - | \$ - |
| 4570 | Other Expense | - | 34,682 | 200,000 | 300,000 |
| | Total Other Services & Charges | <u>\$ 890</u> | <u>\$ 34,682</u> | <u>\$ 200,000</u> | <u>\$ 300,000</u> |
| | <u>CAPITAL OUTLAY</u> | | | | |
| 4614 | Capital Outlay - Equipment | \$ - | \$ - | \$ - | \$ - |
| | Total Capital Outlay | <u>\$ -</u> | <u>\$ -</u> | <u>\$ -</u> | <u>\$ -</u> |
| TOTAL RECORD MANAGEMENT | | <u><u>\$ 6,879</u></u> | <u><u>\$ 35,874</u></u> | <u><u>\$ 210,692</u></u> | <u><u>\$ 311,808</u></u> |

**INDIGENT HEALTH CARE FUND
BUDGETED REVENUES
For the 2013-14 Fiscal Year**

| <u>REVENUES</u> | <u>ACTUAL 11-12</u> | <u>ESTIMATED 12-13</u> | <u>ORIGINAL 12-13</u> | <u>PROPOSED 13-14</u> |
|----------------------------------|-------------------------|----------------------------|----------------------------|----------------------------|
| <u>PROPERTY TAXES</u> | | | | |
| Current Taxes | \$ - | \$ 1,564,058 | \$ 964,149 | \$ 1,002,867 |
| Delinquent Taxes | 4,013 | 23,193 | 29,974 | 31,177 |
| Total Property Taxes | <u>\$ 4,013</u> | <u>\$ 1,587,251</u> | <u>\$ 994,123</u> | <u>\$ 1,034,044</u> |
| <u>INTERGOVERNMENTAL REVENUE</u> | | | | |
| State Revenue | \$ - | \$ 40,348 | \$ 50,000 | \$ 25,000 |
| Total Intergovernmental Revenue | <u>\$ -</u> | <u>\$ 40,348</u> | <u>\$ 50,000</u> | <u>\$ 25,000</u> |
| <u>MISCELLANEOUS REVENUE</u> | | | | |
| Interest Earnings | \$ - | \$ - | \$ - | \$ - |
| Other Revenue | - | - | - | - |
| Total Miscellaneous Revenue | <u>\$ -</u> | <u>\$ -</u> | <u>\$ -</u> | <u>\$ -</u> |
| TOTAL REVENUES | <u><u>\$ 4,013</u></u> | <u><u>\$ 1,627,599</u></u> | <u><u>\$ 1,044,123</u></u> | <u><u>\$ 1,059,044</u></u> |

INDIGENT HEALTH CARE FUND
Health and Welfare
Indigent Health Care
For the 2013-14 Fiscal Year

ACCT.
240-720

| <u>CODE</u> | <u>EXPENDITURES</u> | <u>ACTUAL</u> <u>11-12</u> | <u>ESTIMATED</u> <u>12-13</u> | <u>ORIGINAL</u> <u>12-13</u> | <u>PROPOSED</u> <u>13-14</u> |
|-----------------------------------|-------------------------------------|-------------------------------|----------------------------------|---------------------------------|---------------------------------|
| | <u>SUPPLIES & MATERIALS</u> | | | | |
| 4340 | Drugs | \$ 44,914 | \$ 84,417 | \$ 140,000 | \$ 140,000 |
| | Total Supplies & Materials | \$ 44,914 | \$ 84,417 | \$ 140,000 | \$ 140,000 |
| | <u>OTHER SERVICES & CHARGES</u> | | | | |
| 4411 | Doctor | \$ 154,619 | \$ 220,105 | \$ 200,000 | \$ 200,000 |
| 4412 | Hospital | 305,607 | 481,076 | 467,305 | 537,395 |
| 4113 | O/P Hospital | 153,060 | 190,351 | 150,000 | 150,000 |
| 4416 | Laboratory/X-Ray | 69,109 | 10,663 | 70,000 | 70,000 |
| 4421 | Rural Health Clinic Service | 5,863 | 9,408 | 20,000 | 20,000 |
| 4423 | Optional Services | 106 | 179 | 10,000 | 10,000 |
| 4424 | NDC Optional Services | 14,605 | 22,298 | 15,000 | 15,000 |
| | Total Other Services & Charges | \$ 702,968 | \$ 934,080 | \$ 932,305 | \$ 1,002,395 |
| TOTAL INDIGENT HEALTH CARE | | \$ 747,882 | \$ 1,018,497 | \$ 1,072,305 | \$ 1,142,395 |

**COURTHOUSE SECURITY FUND
BUDGETED REVENUES
For the 2013-14 Fiscal Year**

| <u>REVENUES</u> | <u>ACTUAL 11-12</u> | <u>ESTIMATED 12-13</u> | <u>ORIGINAL 12-13</u> | <u>PROPOSED 13-14</u> |
|------------------------------|-------------------------|----------------------------|---------------------------|---------------------------|
| <u>CHARGES FOR SERVICES</u> | | | | |
| Fees of Office | \$ 23,055 | \$ 25,125 | \$ 22,000 | \$ 23,000 |
| JP Ct. Security Fee | \$ 2,444 | \$ 2,967 | \$ 2,000 | \$ 2,500 |
| Total Charges for Services | <u>\$ 25,499</u> | <u>\$ 28,092</u> | <u>\$ 24,000</u> | <u>\$ 25,500</u> |
| <u>MISCELLANEOUS REVENUE</u> | | | | |
| Interest Earnings | \$ - | \$ - | \$ - | \$ - |
| Total Miscellaneous Revenue | <u>\$ -</u> | <u>\$ -</u> | <u>\$ -</u> | <u>\$ -</u> |
| TOTAL REVENUES | <u><u>\$ 25,499</u></u> | <u><u>\$ 28,092</u></u> | <u><u>\$ 24,000</u></u> | <u><u>\$ 25,500</u></u> |

COURTHOUSE SECURITY FUND
Miscellaneous
Courthouse Security
For the 2013-14 Fiscal Year

ACCT.
290-930

| <u>CODE</u> | <u>EXPENDITURES</u> | <u>ACTUAL</u> <u>11-12</u> | <u>ESTIMATED</u> <u>12-13</u> | <u>ORIGINAL</u> <u>12-13</u> | <u>PROPOSED</u> <u>13-14</u> |
|----------------------------------|-------------------------------------|-------------------------------|----------------------------------|---------------------------------|---------------------------------|
| | <u>PERSONAL SERVICES</u> | | | | |
| 4111 | Salaries | \$ - | \$ - | \$ - | \$ - |
| 4112 | Part-time | - | - | - | - |
| 4118 | Overtime | - | 1,686 | 2,000 | 10,000 |
| 4211 | Fica | - | - | - | - |
| 4221 | Retirement | - | - | - | - |
| 4231 | Group Ins. | - | - | - | - |
| 4241 | Workers Comp. | - | - | - | - |
| | Total Personal Services | <u>\$ -</u> | <u>\$ 1,686</u> | <u>\$ 2,000</u> | <u>\$ 10,000</u> |
| | <u>OTHER SERVICES & CHARGES</u> | | | | |
| 4441 | Contract Services | \$ 10,293 | \$ 10,972 | \$ 15,000 | \$ 12,000 |
| 4483 | Office Equipment | \$ - | \$ 3,231 | \$ - | \$ - |
| 4570 | Other Expense | 18,236 | 12,924 | 30,000 | 15,000 |
| | Total Other Services & Charges | <u>\$ 28,529</u> | <u>\$ 27,127</u> | <u>\$ 45,000</u> | <u>\$ 27,000</u> |
| TOTAL COURTHOUSE SECURITY | | <u><u>\$ 28,529</u></u> | <u><u>\$ 28,813</u></u> | <u><u>\$ 47,000</u></u> | <u><u>\$ 37,000</u></u> |

**DISTRICT CLERK RECORDS ARCHIVE FUND
BUDGETED REVENUES
For the 2013-14 Fiscal Year**

| <u>REVENUES</u> | <u>ACTUAL 11-12</u> | <u>ESTIMATED 12-13</u> | <u>ORIGINAL 12-13</u> | <u>PROPOSED 13-14</u> |
|------------------------------|-------------------------|----------------------------|---------------------------|---------------------------|
| <u>CHARGES FOR SERVICES</u> | | | | |
| Fees of Office | \$ 4,285 | \$ 3,921 | \$ 3,800 | \$ 3,800 |
| Total Charges for Services | <u>\$ 4,285</u> | <u>\$ 3,921</u> | <u>\$ 3,800</u> | <u>\$ 3,800</u> |
| <u>MISCELLANEOUS REVENUE</u> | | | | |
| Interest Earnings | \$ - | \$ - | \$ - | \$ - |
| Total Miscellaneous Revenue | <u>\$ -</u> | <u>\$ -</u> | <u>\$ -</u> | <u>\$ -</u> |
| TOTAL REVENUES | <u><u>\$ 4,285</u></u> | <u><u>\$ 3,921</u></u> | <u><u>\$ 3,800</u></u> | <u><u>\$ 3,800</u></u> |

DISTRICT CLERK RECORDS ARCHIVE FUND

Judicial

District Clerk

For the 2013-14 Fiscal Year

ACCT.
360-170

| CODE | EXPENDITURES | ACTUAL 11-12 | ESTIMATED 12-13 | ORIGINAL 12-13 | PROPOSED 13-14 |
|------------------------------|--|-------------------------|----------------------------|---------------------------|---------------------------|
| | <u>OTHER SERVICES & CHARGES</u> | | | | |
| 4570 | Other Expense | \$ - | \$ - | \$ 5,000 | \$ 5,000 |
| | Total Other Services & Charges | \$ - | \$ - | \$ 5,000 | \$ 5,000 |
| TOTAL RECORDS ARCHIVE | | \$ - | \$ - | \$ 5,000 | \$ 5,000 |

COUNTY CLERK RECORDS ARCHIVE FUND
BUDGETED REVENUES
For the 2013-14 Fiscal Year

| <u>REVENUES</u> | <u>ACTUAL</u> <u>11-12</u> | <u>ESTIMATED</u> <u>12-13</u> | <u>ORIGINAL</u> <u>12-13</u> | <u>PROPOSED</u> <u>13-14</u> |
|------------------------------|-------------------------------|----------------------------------|---------------------------------|---------------------------------|
| <u>CHARGES FOR SERVICES</u> | | | | |
| Fees of Office | \$ 47,375 | \$ 51,823 | \$ 45,000 | \$ 45,000 |
| Total Charges for Services | <u>\$ 47,375</u> | <u>\$ 51,823</u> | <u>\$ 45,000</u> | <u>\$ 45,000</u> |
| <u>MISCELLANEOUS REVENUE</u> | | | | |
| Interest Earnings | \$ - | \$ - | \$ - | \$ - |
| Total Miscellaneous Revenue | <u>\$ -</u> | <u>\$ -</u> | <u>\$ -</u> | <u>\$ -</u> |
| TOTAL REVENUES | <u><u>\$ 47,375</u></u> | <u><u>\$ 51,823</u></u> | <u><u>\$ 45,000</u></u> | <u><u>\$ 45,000</u></u> |

COUNTY CLERK RECORDS ARCHIVE FUND
County Clerk
For the 2013-14 Fiscal Year

ACCT.
370-130

| <u>CODE</u> | <u>EXPENDITURES</u> | <u>ACTUAL</u> <u>11-12</u> | <u>ESTIMATED</u> <u>12-13</u> | <u>ORIGINAL</u> <u>12-13</u> | <u>PROPOSED</u> <u>13-14</u> |
|-------------------------------------|---|-------------------------------|----------------------------------|---------------------------------|---------------------------------|
| <u>PERSONAL SERVICES</u> | | | | | |
| 4111 | Salaries | \$ - | \$ - | \$ - | \$ - |
| 4211 | Fica | - | - | - | - |
| 4221 | Retirement | - | - | - | - |
| 4231 | Group Ins. | - | - | - | - |
| 4241 | Workers Comp. | - | - | - | - |
| 4251 | Unemployment Insurance | - | - | - | - |
| | Total Personal Services | <u>\$ -</u> | <u>\$ -</u> | <u>\$ -</u> | <u>\$ -</u> |
| <u>OTHER SERVICES & CHARGES</u> | | | | | |
| 4483 | Office Equipment | \$ - | \$ - | \$ 8,000 | \$ - |
| 4570 | Other Expense | 61,203 | 13,365 | 60,000 | 50,000 |
| | Total Other Services & Charges | <u>\$ 61,203</u> | <u>\$ 13,365</u> | <u>\$ 68,000</u> | <u>\$ 50,000</u> |
| TOTAL RECORDS ARCHIVE | | <u>\$ 61,203</u> | <u>\$ 13,365</u> | <u>\$ 68,000</u> | <u>\$ 50,000</u> |

COUNTY RECORDS MANAGEMENT FUND
BUDGETED REVENUES
For the 2013-14 Fiscal Year

| <u>REVENUES</u> | <u>ACTUAL</u> <u>11-12</u> | <u>ESTIMATED</u> <u>12-13</u> | <u>ORIGINAL</u> <u>12-13</u> | <u>PROPOSED</u> <u>13-14</u> |
|------------------------------|-------------------------------|----------------------------------|---------------------------------|---------------------------------|
| <u>CHARGES FOR SERVICES</u> | | | | |
| Fees of Office | \$ 19,831 | \$ 18,269 | \$ 18,000 | \$ 18,000 |
| Total Charges for Services | <u>\$ 19,831</u> | <u>\$ 18,269</u> | <u>\$ 18,000</u> | <u>\$ 18,000</u> |
| <u>MISCELLANEOUS REVENUE</u> | | | | |
| Interest Earnings | \$ 0 | \$ - | \$ - | \$ - |
| Total Miscellaneous Revenue | <u>\$ 0</u> | <u>\$ -</u> | <u>\$ -</u> | <u>\$ -</u> |
| TOTAL REVENUES | <u><u>\$ 19,831</u></u> | <u><u>\$ 18,269</u></u> | <u><u>\$ 18,000</u></u> | <u><u>\$ 18,000</u></u> |

COUNTY RECORDS MANAGEMENT FUND

Miscellaneous

County Records Management

For the 2013-14 Fiscal Year

ACCT.
380-930

| <u>CODE</u> | <u>EXPENDITURES</u> | <u>ACTUAL 11-12</u> | <u>ESTIMATED 12-13</u> | <u>ORIGINAL 12-13</u> | <u>PROPOSED 13-14</u> |
|-------------------------------------|-------------------------------------|-------------------------|----------------------------|---------------------------|---------------------------|
| | <u>OTHER SERVICES & CHARGES</u> | | | | |
| 4570 | Other Expense | \$ - | \$ - | \$ 30,000 | \$ 80,000 |
| | Total Other Services & Charges | \$ - | \$ - | \$ 30,000 | \$ 80,000 |
| | <u>CAPITAL OUTLAY</u> | | | | |
| 4614 | Capital Outlay - Equipment | \$ 51,017 | \$ - | \$ 60,000 | \$ 10,000 |
| | Total Capital Outlay | \$ 51,017 | \$ - | \$ 60,000 | \$ 10,000 |
| TOTAL CO. RECORDS MANAGEMENT | | \$ 51,017 | \$ - | \$ 90,000 | \$ 90,000 |

DISTRICT CLERK RECORDS MANAGEMENT FUND
BUDGETED REVENUES
For the 2013-14 Fiscal Year

| <u>REVENUES</u> | <u>ACTUAL</u> <u>11-12</u> | <u>ESTIMATED</u> <u>12-13</u> | <u>ORIGINAL</u> <u>12-13</u> | <u>PROPOSED</u> <u>13-14</u> |
|------------------------------|-------------------------------|----------------------------------|---------------------------------|---------------------------------|
| <u>CHARGES FOR SERVICES</u> | | | | |
| Fees of Office | \$ 4,737 | \$ 4,756 | \$ 4,300 | \$ 4,300 |
| Total Charges for Services | <u>\$ 4,737</u> | <u>\$ 4,756</u> | <u>\$ 4,300</u> | <u>\$ 4,300</u> |
| <u>MISCELLANEOUS REVENUE</u> | | | | |
| Interest Earnings | \$ - | \$ - | \$ - | \$ - |
| Total Miscellaneous Revenue | <u>\$ -</u> | <u>\$ -</u> | <u>\$ -</u> | <u>\$ -</u> |
| TOTAL REVENUES | <u><u>\$ 4,737</u></u> | <u><u>\$ 4,756</u></u> | <u><u>\$ 4,300</u></u> | <u><u>\$ 4,300</u></u> |

DISTRICT CLERK RECORDS MANAGEMENT FUND

Judicial

District Clerk

For the 2013-14 Fiscal Year

ACCT.
450-170

| <u>CODE</u> | <u>EXPENDITURES</u> | <u>ACTUAL</u> <u>11-12</u> | <u>ESTIMATED</u> <u>12-13</u> | <u>ORIGINAL</u> <u>12-13</u> | <u>PROPOSED</u> <u>13-14</u> |
|-------------------------------------|-------------------------------------|-------------------------------|----------------------------------|---------------------------------|---------------------------------|
| | <u>OTHER SERVICES & CHARGES</u> | | | | |
| 4483 | Office Equipment | \$ 5,232 | \$ - | \$ - | \$ 15,000 |
| 4570 | Other Expense | - | - | - | - |
| | Total Other Services & Charges | <u>\$ 5,232</u> | <u>\$ -</u> | <u>\$ -</u> | <u>\$ 15,000</u> |
| TOTAL CO. RECORDS MANAGEMENT | | <u>\$ 5,232</u> | <u>\$ -</u> | <u>\$ -</u> | <u>\$ 15,000</u> |

**JUDICIAL DISTRICT FUND
BUDGETED REVENUES
For the 2013-14 Fiscal Year**

| <u>REVENUES</u> | <u>ACTUAL 11-12</u> | <u>ESTIMATED 12-13</u> | <u>ORIGINAL 12-13</u> | <u>PROPOSED 13-14</u> |
|-----------------------------|-------------------------|----------------------------|---------------------------|---------------------------|
| <u>CHARGES FOR SERVICES</u> | | | | |
| Fees of Office | \$ 2,760 | \$ 2,664 | \$ 2,000 | \$ 2,000 |
| Total Charges for Services | <u>\$ 2,760</u> | <u>\$ 2,664</u> | <u>\$ 2,000</u> | <u>\$ 2,000</u> |
| TOTAL REVENUES | <u>\$ 2,760</u> | <u>\$ 2,664</u> | <u>\$ 2,000</u> | <u>\$ 2,000</u> |

JUDICIAL DISTRICT FUND
Miscellaneous
Judicial District
For the 2013-2014 Fiscal Year

ACCT.
510-930

| <u>CODE</u> | <u>EXPENDITURES</u> | <u>ACTUAL</u> <u>11-12</u> | <u>ESTIMATED</u> <u>12-13</u> | <u>ORIGINAL</u> <u>12-13</u> | <u>PROPOSED</u> <u>13-14</u> |
|-------------------------------------|-------------------------------------|-------------------------------|----------------------------------|---------------------------------|---------------------------------|
| | <u>OTHER SERVICES & CHARGES</u> | | | | |
| 4570 | Other Expense | \$ 2,710 | \$ 2,548 | \$ 2,500 | \$ 2,500 |
| | Total Other Services & Charges | \$ 2,710 | \$ 2,548 | \$ 2,500 | \$ 2,500 |
| TOTAL JUDICIAL DISTRICT FUND | | <u>\$ 2,710</u> | <u>\$ 2,548</u> | <u>\$ 2,500</u> | <u>\$ 2,500</u> |

**JUVENILE DELINQUENCY PREVENTION FUND
BUDGETED REVENUES
For the 2013-14 Fiscal Year**

| <u>REVENUES</u> | <u>ACTUAL 11-12</u> | <u>ESTIMATED 12-13</u> | <u>ORIGINAL 12-13</u> | <u>PROPOSED 13-14</u> |
|-----------------------------|-------------------------|----------------------------|---------------------------|---------------------------|
| <u>CHARGES FOR SERVICES</u> | | | | |
| Fees of Office | \$ 2,274 | \$ 1,846 | \$ 2,000 | \$ 2,000 |
| Total Charges for Services | <u>\$ 2,274</u> | <u>\$ 1,846</u> | <u>\$ 2,000</u> | <u>\$ 2,000</u> |
| TOTAL REVENUES | <u><u>\$ 2,274</u></u> | <u><u>\$ 1,846</u></u> | <u><u>\$ 2,000</u></u> | <u><u>\$ 2,000</u></u> |

JUVENILE DELINQUENCY PREVENTION FUND

Miscellaneous

For the 2013-14 Fiscal Year

ACCT.
530-930

| <u>CODE</u> | <u>EXPENDITURES</u> | <u>ACTUAL</u> <u>11-12</u> | <u>ESTIMATED</u> <u>12-13</u> | <u>ORIGINAL</u> <u>12-13</u> | <u>PROPOSED</u> <u>13-14</u> |
|-----------------------------------|-------------------------------------|-------------------------------|----------------------------------|---------------------------------|---------------------------------|
| | <u>OTHER SERVICES & CHARGES</u> | | | | |
| 4570 | Other Expense | \$ 912 | \$ 916 | \$ 30,000 | \$ 30,000 |
| | Total Other Services & Charges | \$ 912 | \$ 916 | \$ 30,000 | \$ 30,000 |
| TOTAL GRAFFITI ERADICATION | | <u>\$ 912</u> | <u>\$ 916</u> | <u>\$ 30,000</u> | <u>\$ 30,000</u> |

**ALTERNATIVE DISPUTE RESOLUTION FUND
BUDGETED REVENUES
For the 2013-14 Fiscal Year**

| <u>REVENUES</u> | <u>ACTUAL 11-12</u> | <u>ESTIMATED 12-13</u> | <u>ORIGINAL 12-13</u> | <u>PROPOSED 13-14</u> |
|-----------------------------|-------------------------|----------------------------|---------------------------|---------------------------|
| <u>CHARGES FOR SERVICES</u> | | | | |
| Fees of Office | \$ 11,760 | \$ 10,810 | \$ 10,000 | \$ 10,000 |
| Total Charges for Services | <u>\$ 11,760</u> | <u>\$ 10,810</u> | <u>\$ 10,000</u> | <u>\$ 10,000</u> |
| TOTAL REVENUES | <u><u>\$ 11,760</u></u> | <u><u>\$ 10,810</u></u> | <u><u>\$ 10,000</u></u> | <u><u>\$ 10,000</u></u> |

ALTERNATIVE DISPUTE RESOLUTION FUND


Miscellaneous

Alternative Dispute Resolution

For the 2013-14 Fiscal Year

ACCT.
550-930

| <u>CODE</u> | <u>EXPENDITURES</u> | <u>ACTUAL</u> <u>11-12</u> | <u>ESTIMATED</u> <u>12-13</u> | <u>ORIGINAL</u> <u>12-13</u> | <u>PROPOSED</u> <u>13-14</u> |
|--------------------------------------|-------------------------------------|-------------------------------|----------------------------------|---------------------------------|---------------------------------|
| | <u>OTHER SERVICES & CHARGES</u> | | | | |
| 4570 | Other Expense | \$ 11,760 | \$ 8,632 | \$ 16,000 | \$ 16,000 |
| | Total Other Services & Charges | \$ 11,760 | \$ 8,632 | \$ 16,000 | \$ 16,000 |
| TOTAL ALT. DISPUTE RESOLUTION | | <u>\$ 11,760</u> | <u>\$ 8,632</u> | <u>\$ 16,000</u> | <u>\$ 16,000</u> |



LAMAR COUNTY, TEXAS

**JUVENILE PROBATION TITLE IV FUND
BUDGETED REVENUES
For the 2013-14 Fiscal Year**

| <u>REVENUES</u> | <u>ACTUAL 11-12</u> | <u>ESTIMATED 12-13</u> | <u>ORIGINAL 12-13</u> | <u>PROPOSED 13-14</u> |
|---|--------------------------------|-----------------------------------|----------------------------------|----------------------------------|
| <u>INTERGOVERNMENTAL REVENUE</u> | | | | |
| Federal Revenue | \$ - | \$ - | \$ - | \$ - |
| Total Intergovernmental Revenue | <u>\$ -</u> | <u>\$ -</u> | <u>\$ -</u> | <u>\$ -</u> |
| <u>MISCELLANEOUS REVENUE</u> | | | | |
| Interest Earnings | \$ - | \$ - | \$ 200 | \$ 200 |
| Other Revenue | - | - | - | - |
| Total Miscellaneous Revenue | <u>\$ -</u> | <u>\$ -</u> | <u>\$ 200</u> | <u>\$ 200</u> |
| TOTAL REVENUES | <u><u>\$ -</u></u> | <u><u>\$ -</u></u> | <u><u>\$ 200</u></u> | <u><u>\$ 200</u></u> |

JUVENILE PROBATION TITLE IV FUND

Public Safety

Juvenile Probation

For the 2013-14 Fiscal Year

ACCT.
580-500

| <u>CODE</u> | <u>EXPENDITURES</u> | <u>ACTUAL</u> <u>11-12</u> | <u>ESTIMATED</u> <u>12-13</u> | <u>ORIGINAL</u> <u>12-13</u> | <u>PROPOSED</u> <u>13-14</u> |
|--------------------------------------|-------------------------------------|-------------------------------|----------------------------------|---------------------------------|---------------------------------|
| | <u>PERSONAL SERVICES</u> | | | | |
| 4111 | Salaries | \$ 2,329 | \$ - | \$ 5,311 | \$ 5,311 |
| 4211 | Fica | - | - | - | - |
| 4221 | Retirement | - | - | - | - |
| 4241 | Workers Comp. | - | - | - | - |
| 4251 | Unemployment Ins. | - | - | - | - |
| | Total Personal Services | <u>\$ 2,329</u> | <u>\$ -</u> | <u>\$ 5,311</u> | <u>\$ 5,311</u> |
| | <u>OTHER SERVICES & CHARGES</u> | | | | |
| 4415 | Psychological/Counseling | \$ - | \$ - | \$ - | \$ - |
| 4441 | Contract Services | - | - | - | - |
| 4456 | Travel/Training | - | - | - | - |
| 4570 | Other Expense | - | - | - | - |
| | Total Other Services & Charges | <u>\$ -</u> | <u>\$ -</u> | <u>\$ -</u> | <u>\$ -</u> |
| TOTAL JUVENILE PROB. TITLE IV | | <u><u>\$ 2,329</u></u> | <u><u>\$ -</u></u> | <u><u>\$ 5,311</u></u> | <u><u>\$ 5,311</u></u> |

**COURT RECORD PRESEVATION FUND
BUDGETED REVENUES
For the 2013-14 Fiscal Year**

| <u>REVENUES</u> | <u>ACTUAL 11-12</u> | <u>ESTIMATED 12-13</u> | <u>ORIGINAL 12-13</u> | <u>PROPOSED 13-14</u> |
|-----------------------------|-------------------------|----------------------------|---------------------------|---------------------------|
| <u>CHARGES FOR SERVICES</u> | | | | |
| Fees of Office | \$ 10,705 | \$ 9,599 | \$ 9,300 | \$ 9,300 |
| Total Charges for Services | <u>\$ 10,705</u> | <u>\$ 9,599</u> | <u>\$ 9,300</u> | <u>\$ 9,300</u> |
| TOTAL REVENUES | <u><u>\$ 10,705</u></u> | <u><u>\$ 9,599</u></u> | <u><u>\$ 9,300</u></u> | <u><u>\$ 9,300</u></u> |

COURT RECORD PRESERVATION FUND
Judicial
County District Clerk
For the 2013-14 Fiscal Year

ACCT.
630-930

| <u>CODE</u> | <u>EXPENDITURES</u> | <u>ACTUAL</u> <u>11-12</u> | <u>ESTIMATED</u> <u>12-13</u> | <u>ORIGINAL</u> <u>12-13</u> | <u>PROPOSED</u> <u>13-14</u> |
|---------------------------------|-------------------------------------|-------------------------------|----------------------------------|---------------------------------|---------------------------------|
| | <u>OTHER SERVICES & CHARGES</u> | | | | |
| 4570 | Other Expense | \$ - | \$ - | \$ 11,500 | \$ 11,500 |
| | Total Other Services & Charges | <u>\$ -</u> | <u>\$ -</u> | <u>\$ 11,500</u> | <u>\$ 11,500</u> |
| TOTAL COURT PRESERVATION | | <u>\$ -</u> | <u>\$ -</u> | <u>\$ 11,500</u> | <u>\$ 11,500</u> |

COUNTY AND DISTRICT COURT TECHNOLOGY FUND
BUDGETED REVENUES
For the 2013-14 Fiscal Year

| <u>REVENUES</u> | <u>ACTUAL</u> <u>11-12</u> | <u>ESTIMATED</u> <u>12-13</u> | <u>ORIGINAL</u> <u>12-13</u> | <u>PROPOSED</u> <u>13-14</u> |
|-----------------------------|-------------------------------|----------------------------------|---------------------------------|---------------------------------|
| <u>CHARGES FOR SERVICES</u> | | | | |
| Fees of Office | \$ 1,919 | \$ 1,898 | \$ 1,100 | \$ 1,100 |
| Total Charges for Services | <u>\$ 1,919</u> | <u>\$ 1,898</u> | <u>\$ 1,100</u> | <u>\$ 1,100</u> |
| TOTAL REVENUES | <u><u>\$ 1,919</u></u> | <u><u>\$ 1,898</u></u> | <u><u>\$ 1,100</u></u> | <u><u>\$ 1,100</u></u> |

COUNTY AND DISTRICT COURT TECHNOLOGY FUND

Judicial

County Clerk and District Clerk

For the 2013-14 Fiscal Year

ACCT.
640-930

| <u>CODE</u> | <u>EXPENDITURES</u> | <u>ACTUAL 11-12</u> | <u>ESTIMATED 12-13</u> | <u>ORIGINAL 12-13</u> | <u>PROPOSED 13-14</u> |
|---|-------------------------------------|-------------------------|----------------------------|---------------------------|---------------------------|
| | <u>OTHER SERVICES & CHARGES</u> | | | | |
| 4570 | Other Expense | \$ - | \$ - | \$ - | \$ - |
| | Total Other Services & Charges | \$ - | \$ - | \$ - | \$ - |
| TOTAL CO. & DIST. COURT TEHCNOLOGY | | \$ - | \$ - | \$ - | \$ - |

**JUSTICE COURT TECHNOLOGY FUND
BUDGETED REVENUES
For the 2013-14 Fiscal Year**

| <u>REVENUES</u> | <u>ACTUAL 11-12</u> | <u>ESTIMATED 12-13</u> | <u>ORIGINAL 12-13</u> | <u>PROPOSED 13-14</u> |
|-----------------------------|-------------------------|----------------------------|---------------------------|---------------------------|
| <u>CHARGES FOR SERVICES</u> | | | | |
| Fees of Office | \$ 9,835 | \$ 11,922 | \$ 8,700 | \$ 8,700 |
| Total Charges for Services | <u>\$ 9,835</u> | <u>\$ 11,922</u> | <u>\$ 8,700</u> | <u>\$ 8,700</u> |
| TOTAL REVENUES | <u><u>\$ 9,835</u></u> | <u><u>\$ 11,922</u></u> | <u><u>\$ 8,700</u></u> | <u><u>\$ 8,700</u></u> |

JUSTICE COURT TECHNOLOGY FUND

Judicial

Justice of the Peace

For the 2013-14 Fiscal Year

ACCT.
650-930

| <u>CODE</u> | <u>EXPENDITURES</u> | <u>ACTUAL</u> <u>11-12</u> | <u>ESTIMATED</u> <u>12-13</u> | <u>ORIGINAL</u> <u>12-13</u> | <u>PROPOSED</u> <u>13-14</u> |
|-------------------------------------|-------------------------------------|-------------------------------|----------------------------------|---------------------------------|---------------------------------|
| | <u>OTHER SERVICES & CHARGES</u> | | | | |
| 4310 | Office Supplies | \$ - | \$ - | \$ 2,500 | \$ 2,500 |
| 4441 | Contract Service | - | - | 7,200 | 7,200 |
| 4456 | Travel/Training | - | - | 1,000 | 1,000 |
| 4483 | Office Equipment | 7,027 | 3,267 | 7,000 | 11,100 |
| | Total Other Services & Charges | <u>\$ 7,027</u> | <u>\$ 3,267</u> | <u>\$ 17,700</u> | <u>\$ 21,800</u> |
| TOTAL JUSTICE CT. TEHCNOLOGY | | <u>\$ 7,027</u> | <u>\$ 3,267</u> | <u>\$ 17,700</u> | <u>\$ 21,800</u> |


CAPITAL PROJECT FUNDS

Capital Project Funds are used to account for financial resources to be used for the acquisition or construction of major capital facilities.

Permanent Improvement Fund – This fund is reserved for the restoration of the exterior and interior of the courthouse.

Certificate of Obligation 2011 – This fund consist of the proceeds received from the Issuance of Certificate of Obligation, Series 2011 and is reserved for the renovation of the county buildings and upgrade of computer systems.

SuRRMA Fund – This fund allows Lamar County to participate in the Hwy 24 project. Lamar County has entered into an advanced funding agreement with the Sulphur River Regional Mobility Authority (SuRRMA) for the acquisition of right of ways and the widening of Hwy 24.



LAMAR COUNTY, TEXAS

PERMANENT IMPROVEMENT FUND
Capital Projects Fund
Budgeted Revenues
For the 2013-14 Fiscal Year

| <u>REVENUES</u> | <u>ACTUAL</u> <u>11-12</u> | <u>ESTIMATED</u> <u>12-13</u> | <u>ORIGINAL</u> <u>12-13</u> | <u>PROPOSED</u> <u>13-14</u> |
|-----------------------------------|-------------------------------|----------------------------------|---------------------------------|---------------------------------|
| <u>MISCELLANEOUS REVENUE</u> | | | | |
| Interest Earnings | \$ - | \$ - | \$ - | \$ - |
| Other Revenue | 53,346 | - | - | - |
| Total Miscellaneous Revenue | <u>\$ 53,346</u> | <u>\$ -</u> | <u>\$ -</u> | <u>\$ -</u> |
| <u>TRANSFERS FROM OTHER FUNDS</u> | | | | |
| Transfer from General Fund | \$ - | \$ - | \$ 100,000 | \$ 100,000 |
| Total Transfers from Other Funds | <u>\$ -</u> | <u>\$ -</u> | <u>\$ 100,000</u> | <u>\$ 100,000</u> |
| TOTAL REVENUES | <u><u>\$ 53,346</u></u> | <u><u>\$ -</u></u> | <u><u>\$ 100,000</u></u> | <u><u>\$ 100,000</u></u> |

PERMANENT IMPROVEMENT FUND

Capital Projects Fund

Expenditures

For the 2013-14 Fiscal Year

ACCT.
710-930

| <u>CODE</u> | <u>EXPENDITURES</u> | <u>ACTUAL</u> <u>11-12</u> | <u>ESTIMATED</u> <u>12-13</u> | <u>ORIGINAL</u> <u>12-13</u> | <u>PROPOSED</u> <u>13-14</u> |
|------------------------------------|-------------------------------------|-------------------------------|----------------------------------|---------------------------------|---------------------------------|
| | <u>OTHER SERVICES & CHARGES</u> | | | | |
| 4483 | Office Equipment | \$ 2,922 | \$ - | \$ - | \$ - |
| 4570 | Other Expense | 11,010 | - | 100,000 | - |
| | Total Other Services & Charges | <u>\$ 13,932</u> | <u>\$ -</u> | <u>\$ 100,000</u> | <u>\$ -</u> |
| | <u>CAPITAL OUTLAY</u> | | | | |
| 4614 | Capital Outlay - Equipment | \$ 23,165 | \$ - | \$ - | \$ - |
| 4616 | Capital Outlay - Other Improve. | 12,885 | 5,118 | - | 100,000 |
| | Total Capital Outlay | <u>\$ 36,050</u> | <u>\$ 5,118</u> | <u>\$ -</u> | <u>\$ 100,000</u> |
| TOTAL PERMANENT IMPROVEMENT | | <u><u>\$ 49,982</u></u> | <u><u>\$ 5,118</u></u> | <u><u>\$ 100,000</u></u> | <u><u>\$ 100,000</u></u> |

CERTIFICATE OF OBLIGATION 2011
Budgeted Revenues
For the 2013-14 Fiscal Year

| <u>REVENUES</u> | <u>ACTUAL</u> <u>11-12</u> | <u>ESTIMATED</u> <u>12-13</u> | <u>ORIGINAL</u> <u>12-13</u> | <u>PROPOSED</u> <u>13-14</u> |
|-------------------------------------|---|--|---|---|
| <u>MISCELLANEOUS REVENUE</u> | | | | |
| Interest Earnings | \$ 4,540 | \$ 5,315 | \$ - | \$ - |
| Other Revenue | - | 102,359 | - | - |
| Proceeds from Bond Issuance | <u>2,000,000</u> | <u>-</u> | <u>-</u> | <u>-</u> |
| Total Miscellaneous Revenue | <u>\$ 2,004,540</u> | <u>\$ 107,674</u> | <u>\$ -</u> | <u>\$ -</u> |
| TOTAL REVENUES | <u>\$ 2,004,540</u> | <u>\$ 107,674</u> | <u>\$ -</u> | <u>\$ -</u> |

CERTIFICATE OF OBLIGATION 2011

Capital Project Fund

Expenditures

For the 2013-14 Fiscal Year

ACCT.
720-930

| <u>CODE</u> | <u>EXPENDITURES</u> | <u>ACTUAL</u> <u>11-12</u> | <u>ESTIMATED</u> <u>12-13</u> | <u>ORIGINAL</u> <u>12-13</u> | <u>PROPOSED</u> <u>13-14</u> |
|--|-------------------------------------|-------------------------------|----------------------------------|---------------------------------|---------------------------------|
| | <u>OTHER SERVICES & CHARGES</u> | | | | |
| 4483 | Office Equipment | \$ 41,242 | \$ - | \$ 20,000 | \$ 10,000 |
| 4570 | Other Expense | 114,541 | 99,647 | - | - |
| | Total Other Services & Charges | <u>\$ 155,783</u> | <u>\$ 99,647</u> | <u>\$ 20,000</u> | <u>\$ 10,000</u> |
| | <u>CAPITAL OUTLAY</u> | | | | |
| 4614 | Capital Outlay - Equipment | \$ 45,213 | \$ 105,468 | \$ 75,000 | \$ 80,000 |
| 4615 | Capital Outlay - Vehicle | 114,052 | 21,013 | - | - |
| 4616 | Capital Outlay - Other Improve. | 383,667 | 47,650 | 1,164,412 | 910,000 |
| | Total Capital Outlay | <u>\$ 542,932</u> | <u>\$ 174,131</u> | <u>\$ 1,239,412</u> | <u>\$ 990,000</u> |
| TOTAL CERTIFICATE OF OBLIGATION '11 | | <u><u>\$ 698,714</u></u> | <u><u>\$ 273,778</u></u> | <u><u>\$ 1,259,412</u></u> | <u><u>\$ 1,000,000</u></u> |

SuRRMA FUND
BUDGETED REVENUES
For the 2013-14 Fiscal Year

| <u>REVENUES</u> | <u>ACTUAL</u> <u>11-12</u> | <u>ESTIMATED</u> <u>12-13</u> | <u>ORIGINAL</u> <u>12-13</u> | <u>PROPOSED</u> <u>13-14</u> |
|-----------------------------------|-------------------------------|----------------------------------|---------------------------------|---------------------------------|
| <u>MISCELLANEOUS REVENUE</u> | | | | |
| Interest Earnings | \$ - | \$ - | \$ - | \$ - |
| Other Revenue | - | - | - | - |
| Total Miscellaneous Revenue | <u>\$ -</u> | <u>\$ -</u> | <u>\$ -</u> | <u>\$ -</u> |
| <u>TRANSFERS FROM OTHER FUNDS</u> | | | | |
| Transfer from General Fund | \$ - | \$ 165,774 | \$ 103,000 | \$ 100,827 |
| Total Transfers from Other Funds | <u>\$ -</u> | <u>\$ 165,774</u> | <u>\$ 103,000</u> | <u>\$ 100,827</u> |
| TOTAL REVENUES | <u>\$ -</u> | <u>\$ 165,774</u> | <u>\$ 103,000</u> | <u>\$ 100,827</u> |

**SuRRMA FUND
Miscellaneous
Capital Project
For the 2013-14 Fiscal Year**


ACCT.
270-930

| <u>CODE</u> | <u>EXPENDITURES</u> | <u>ACTUAL 11-12</u> | <u>ESTIMATED 12-13</u> | <u>ORIGINAL 12-13</u> | <u>PROPOSED 13-14</u> |
|--------------------|-------------------------------------|-------------------------|----------------------------|---------------------------|---------------------------|
| | <u>OTHER SERVICES & CHARGES</u> | | | | |
| 4483 | Office Equipment | \$ - | \$ - | \$ - | \$ - |
| 4570 | Other Expense | - | 165,774 | 103,000 | 100,827 |
| | Total Other Services & Charges | \$ - | \$ 165,774 | \$ 103,000 | \$ 100,827 |
| | <u>CAPITAL OUTLAY</u> | | | | |
| 4614 | Capital Outlay - Equipment | \$ - | \$ - | \$ - | \$ - |
| 4616 | Capital Outlay - Other Improve. | - | - | - | - |
| | Total Capital Outlay | \$ - | \$ - | \$ - | \$ - |
| TOTAL SURMA | | \$ - | \$ 165,774 | \$ 103,000 | \$ 100,827 |

DEBT SERVICE FUNDS

The Debt Service Fund has been established to receive funds from tax levy and other sources for the accumulation of funds to meet the annual principal and interest requirements on the outstanding bonds and certificates of obligation of the County.

Certificate of Obligations, Series 1999, 2011 & 2012 – Lamar County issued Certificate of Obligations, Series 1999 & 2003 to help fund the courthouse restoration project. 2011 Certificates were issued to renovate county buildings and upgrade computer systems. The Series 2003 Bonds were refunded in 2012 and gave the County a total interest savings of \$174,302. As of September 30, 2012, Lamar County has CO's outstanding of \$5,266,925.



LAMAR COUNTY, TEXAS

CO SERIES '99 / '11/ '12 FUND

Debt Service

CO Series '99 / '11/ '12

For the 2013-14 Fiscal Year

| <u>REVENUES</u> | <u>ACTUAL</u> 11-12 | <u>ESTIMATED</u> 12-13 | <u>ORIGINAL</u> 12-13 | <u>PROPOSED</u> 13-14 |
|-----------------------------------|--------------------------|---------------------------|--------------------------|--------------------------|
| <u>PROPERTY TAXES</u> | | | | |
| Current Taxes | \$ 512,277 | \$ 876,834 | \$ 539,496 | \$ 536,159 |
| Delinquent Taxes | 15,453 | 9,771 | 16,772 | 16,668 |
| Total Property Taxes | <u>\$ 527,730</u> | <u>\$ 886,605</u> | <u>\$ 556,268</u> | <u>\$ 552,827</u> |
| <u>MISCELLANEOUS REVENUE</u> | | | | |
| Interest Earnings | \$ - | \$ - | \$ 1,000 | \$ 1,000 |
| Other Revenue | 2,358 | - | - | - |
| Total Miscellaneous Revenue | <u>\$ 2,358</u> | <u>\$ -</u> | <u>\$ 1,000</u> | <u>\$ 1,000</u> |
| <u>TRANSFERS FROM OTHER FUNDS</u> | | | | |
| Transfer From Cert.of Oblig. 2003 | \$ - | \$ - | \$ - | \$ - |
| Total Transfers from Other Funds | <u>\$ -</u> | <u>\$ -</u> | <u>\$ -</u> | <u>\$ -</u> |
| TOTAL REVENUES | <u><u>\$ 530,089</u></u> | <u><u>\$ 886,605</u></u> | <u><u>\$ 557,268</u></u> | <u><u>\$ 553,827</u></u> |

CO SERIES '99 / '11/ '12 FUND

Debt Service

CO Series '99 / '11/ '12

For the 2013-14 Fiscal Year

ACCT.

740-910

| <u>CODE</u> | <u>EXPENDITURES</u> | <u>ACTUAL</u> <u>11-12</u> | <u>ESTIMATED</u> <u>12-13</u> | <u>ORIGINAL</u> <u>12-13</u> | <u>PROPOSED</u> <u>13-14</u> |
|--|---------------------|-------------------------------|----------------------------------|---------------------------------|---------------------------------|
| | <u>DEBT SERVICE</u> | | | | |
| 4711 | Principal Payment | \$ 273,747 | \$ - | \$ 307,194 | \$ 281,038 |
| 4712 | Interest Payment | 278,545 | 46,611 | 250,156 | 269,062 |
| 4713 | Fees | 3,145 | 1,203 | 3,000 | 3,000 |
| | Total Debt Service | <u>\$ 555,437</u> | <u>\$ 47,814</u> | <u>\$ 560,350</u> | <u>\$ 553,100</u> |
| TOTAL REF. B.S. '93 / CO '11/ REF.'12 | | <u><u>\$ 555,437</u></u> | <u><u>\$ 47,814</u></u> | <u><u>\$ 560,350</u></u> | <u><u>\$ 553,100</u></u> |

GRANTS

Grants are actually classified as special revenue funds, but for budget purposes are listed in a separate section. Grants consist of revenue received from the Federal or State to be used for a specific purpose or to fund additional personnel. Most grants requires a match

State Aid Grant – Revenues for this fund are received from a state grant and are used primarily to fund salaries for the Juvenile Probation office. The County furnishes most of the other expenses of the office.

State Homeland Security Grant - This grant receives Federal funds for the purpose of developing and enhancing the interoperable communications systems within Lamar County.

Justice Assistance Grant - This grant receives revenue from federal funds for the purpose of preventing and controlling crime based on the need and conditions for the County. This grant is shared with the City of Paris with the city applying and administering the grant.

TXP&W Trails Grant - This grant receives revenue from Federal funds for the purpose of constructing an additional 3.18 miles to the 5.5 miles succesfully completed Paris/Reno Rail to Trail. This Prairiland Recreational Trail will be Lamar County's first off-road, non-motorized trail and its first County park.

Victims Coordinator Grant – This fund receives revenue from a state grant for payment of a victims coordinator's salary in the county attorney's office.

Mental Health Grant – This fund receives revenue from a state grant to provide mental health services. The use of this fund is restricted by grant requirements.

Commitment Reduction Grant – This fund receives revenue from a state grant to provide an intensive supervision program. The use of this fund is restricted by grant requirements.



LAMAR COUNTY, TEXAS

**STATE AID GRANTS
BUDGETED REVENUES
For the 2013-14 Fiscal Year**

| <u>REVENUES</u> | <u>ACTUAL 11-12</u> | <u>ESTIMATED 12-13</u> | <u>ORIGINAL 12-13</u> | <u>PROPOSED 13-14</u> |
|-----------------------------------|-------------------------|----------------------------|---------------------------|---------------------------|
| <u>INTERGOVERNMENTAL REVENUE</u> | | | | |
| State Grants | \$ 90,388 | \$ 422,127 | \$ 332,329 | \$ 311,960 |
| Total Intergovernmental Revenue | <u>\$ 90,388</u> | <u>\$ 422,127</u> | <u>\$ 332,329</u> | <u>\$ 311,960</u> |
| <u>MISCELLANEOUS REVENUE</u> | | | | |
| Interest Earnings | \$ - | \$ - | \$ - | \$ - |
| Total Miscellaneous Revenue | <u>\$ -</u> | <u>\$ -</u> | <u>\$ -</u> | <u>\$ -</u> |
| <u>TRANSFERS FROM OTHER FUNDS</u> | | | | |
| Transfer From General Fund | \$ - | \$ - | \$ - | \$ 3,411 |
| Total Transfers from Other Funds | <u>\$ -</u> | <u>\$ -</u> | <u>\$ -</u> | <u>\$ 3,411</u> |
| TOTAL REVENUES | <u><u>\$ 90,388</u></u> | <u><u>\$ 422,127</u></u> | <u><u>\$ 332,329</u></u> | <u><u>\$ 315,371</u></u> |

STATE AID GRANT
Public Safety
Juvenile Probation
For the 2013-14 Fiscal Year

ACCT.
190-500

| <u>CODE</u> | <u>EXPENDITURES</u> | <u>ACTUAL</u> <u>11-12</u> | <u>ESTIMATED</u> <u>12-13</u> | <u>ORIGINAL</u> <u>12-13</u> | <u>PROPOSED</u> <u>13-14</u> |
|-------------------------------------|--------------------------------|-------------------------------|----------------------------------|---------------------------------|---------------------------------|
| <u>PERSONAL SERVICES</u> | | | | | |
| 4111 | Salaries | \$ 192,248 | \$ 209,790 | \$ 194,575 | \$ 195,148 |
| 4211 | Fica | 14,324 | 15,547 | 14,884 | 14,929 |
| 4221 | Retirement | 21,148 | 23,662 | 21,131 | 23,691 |
| 4231 | Group Insurance | 52,380 | 65,801 | 61,125 | 50,010 |
| 4241 | Workers Compensation | 3,917 | 5,220 | 5,863 | 5,863 |
| 4251 | Unemployment Insurance | 699 | 894 | 730 | 730 |
| | Total Personal Services | <u>\$ 284,716</u> | <u>\$ 320,914</u> | <u>\$ 298,308</u> | <u>\$ 290,371</u> |
| <u>OTHER SERVICES & CHARGES</u> | | | | | |
| 4415 | Psychological/Counseling | \$ 67,193 | \$ 43,238 | \$ 34,021 | \$ 25,000 |
| 4422 | Medical/Dental | - | - | - | - |
| 4444 | Accounting/Auditing | - | - | - | - |
| 4532 | Boot Camp | - | - | - | - |
| 4533 | Detention | - | - | - | - |
| 4570 | Other Expense | - | - | - | - |
| | Total Other Services & Charges | <u>\$ 67,193</u> | <u>\$ 43,238</u> | <u>\$ 34,021</u> | <u>\$ 25,000</u> |
| TOTAL STATE AID GRANT | | <u><u>\$ 351,909</u></u> | <u><u>\$ 364,152</u></u> | <u><u>\$ 332,329</u></u> | <u><u>\$ 315,371</u></u> |

**STATE HOMELAND SECURITY GRANT
BUDGETED REVENUES
For the 2013-14 Fiscal Year**

| <u>REVENUES</u> | <u>ACTUAL 11-12</u> | <u>ESTIMATED 12-13</u> | <u>ORIGINAL 12-13</u> | <u>PROPOSED 13-14</u> |
|----------------------------------|-------------------------|----------------------------|---------------------------|---------------------------|
| <u>INTERGOVERNMENTAL REVENUE</u> | | | | |
| Federal Revenue | \$ - | \$ - | \$ - | \$ 42,552 |
| Total Charges for Services | \$ - | \$ - | \$ - | \$ 42,552 |
| <u>MISCELLANEOUS REVENUE</u> | | | | |
| Interest Earnings | \$ - | \$ - | \$ - | \$ - |
| Total Miscellaneous Revenue | \$ - | \$ - | \$ - | \$ - |
| TOTAL REVENUES | <u>\$ -</u> | <u>\$ -</u> | <u>\$ -</u> | <u>\$ 42,552</u> |

STATE HOMELAND SECURITY GRANT

Public Safety

Miscellaneous

For the 2013-14 Fiscal Year

ACCT.
430-930

| <u>CODE</u> | <u>EXPENDITURES</u> | <u>ACTUAL 11-12</u> | <u>ESTIMATED 12-13</u> | <u>ORIGINAL 12-13</u> | <u>PROPOSED 13-14</u> |
|-------------------------------------|-------------------------------------|-------------------------|----------------------------|---------------------------|---------------------------|
| | <u>OTHER SERVICES & CHARGES</u> | | | | |
| 4483 | Office Equipment | \$ - | \$ 18,103 | \$ - | \$ 42,552 |
| | Total Other Services & Charges | \$ - | \$ 18,103 | \$ - | \$ 42,552 |
| | <u>CAPITAL OUTLAY</u> | | | | |
| 4614 | Capital Outlay - Equipment | \$ - | \$ - | \$ - | \$ - |
| | Total Capital Outlay | \$ - | \$ - | \$ - | \$ - |
| TOTAL CO. RECORDS MANAGEMENT | | <u>\$ -</u> | <u>\$ 18,103</u> | <u>\$ -</u> | <u>\$ 42,552</u> |

**JUSTICE ASSISTANCE GRANT
BUDGETED REVENUES
For the 2013-14 Fiscal Year**

| <u>REVENUES</u> | <u>ACTUAL 11-12</u> | <u>ESTIMATED 12-13</u> | <u>ORIGINAL 12-13</u> | <u>PROPOSED 13-14</u> |
|-----------------------------------|-------------------------|----------------------------|---------------------------|---------------------------|
| <u>INTERGOVERNMENTAL REVENUE</u> | | | | |
| Shared Revenue w/Local Govt. | \$ 7,150 | \$ - | \$ 6,034 | \$ 6,090 |
| Total Intergovernmental Revenue | <u>\$ 7,150</u> | <u>\$ -</u> | <u>\$ 6,034</u> | <u>\$ 6,090</u> |
| <u>TRANSFERS FROM OTHER FUNDS</u> | | | | |
| Transfer from General Fund | \$ - | \$ - | \$ - | \$ - |
| Total Transfers from Other Funds | <u>\$ -</u> | <u>\$ -</u> | <u>\$ -</u> | <u>\$ -</u> |
| TOTAL REVENUES | <u><u>\$ 7,150</u></u> | <u><u>\$ -</u></u> | <u><u>\$ 6,034</u></u> | <u><u>\$ 6,090</u></u> |

JUSTICE ASSISTANCE GRANT

Public Safety

Sheriff

For the 2013-14 Fiscal Year

ACCT.
460-490

| <u>CODE</u> | <u>EXPENDITURES</u> | <u>ACTUAL</u> <u>11-12</u> | <u>ESTIMATED</u> <u>12-13</u> | <u>ORIGINAL</u> <u>12-13</u> | <u>PROPOSED</u> <u>13-14</u> |
|---------------------------------------|-----------------------------------|-------------------------------|----------------------------------|---------------------------------|---------------------------------|
| | <u>OTHER SERVICES AND CHARGES</u> | | | | |
| 4483 | Office Equipment | \$ 7,150 | \$ 5,706 | \$ 6,034 | \$ 6,090 |
| | Total Other Services & Charges | \$ 7,150 | \$ 5,706 | \$ 6,034 | \$ 6,090 |
| | <u>CAPITAL OUTLAY</u> | | | | |
| 4615 | Capital Outlay - Vehicle | \$ - | \$ - | \$ - | \$ - |
| | Total Capital Outlay | \$ - | \$ - | \$ - | \$ - |
| TOTAL JUSTICE ASSISTANCE GRANT | | \$ 7,150 | \$ 5,706 | \$ 6,034 | \$ 6,090 |

**TEXAS PARKS AND WILDLIFE TRAILS FUND GRANT
BUDGETED REVENUES
For the 2013-14 Fiscal Year**

| <u>REVENUES</u> | <u>ACTUAL 11-12</u> | <u>ESTIMATED 12-13</u> | <u>ORIGINAL 12-13</u> | <u>PROPOSED 13-14</u> |
|-----------------------------------|-------------------------|----------------------------|---------------------------|---------------------------|
| <u>INTERGOVERNMENTAL REVENUE</u> | | | | |
| Federal Revenue | \$ 6,190 | \$ - | \$ - | \$ 185,800 |
| Other Revenue | - | - | - | 156,450 |
| Total Intergovernmental Revenue | <u>\$ 6,190</u> | <u>\$ -</u> | <u>\$ -</u> | <u>\$ 342,250</u> |
| <u>TRANSFERS FROM OTHER FUNDS</u> | | | | |
| Transfer from General Fund | \$ - | \$ - | \$ - | \$ - |
| Total Transfers from Other Funds | <u>\$ -</u> | <u>\$ -</u> | <u>\$ -</u> | <u>\$ -</u> |
| TOTAL REVENUES | <u>\$ 6,190</u> | <u>\$ -</u> | <u>\$ -</u> | <u>\$ 342,250</u> |

TEXAS PARKS AND WILDLIFE TRAILS FUND GRANT

Miscellaneous

Texas Parks and Wildlife Trails Fund

For the 2013-14 Fiscal Year

ACCT.
500-930

| <u>CODE</u> | <u>EXPENDITURES</u> | <u>ACTUAL</u> <u>11-12</u> | <u>ESTIMATED</u> <u>12-13</u> | <u>ORIGINAL</u> <u>12-13</u> | <u>PROPOSED</u> <u>13-14</u> |
|--|-------------------------------------|-------------------------------|----------------------------------|---------------------------------|---------------------------------|
| | <u>PERSONAL SERVICES</u> | | | | |
| 4111 | Salaries | \$ - | \$ - | \$ - | \$ - |
| 4211 | Fica | - | - | - | - |
| 4221 | Retirement | - | - | - | - |
| 4231 | Group Insurance | - | - | - | - |
| 4241 | Workers Compensation | - | - | - | - |
| 4251 | Unemployment Insurance | - | - | - | - |
| | Total Personal Services | <u>\$ -</u> | <u>\$ -</u> | <u>\$ -</u> | <u>\$ -</u> |
| | <u>OTHER SERVICES & CHARGES</u> | | | | |
| 4441 | Contract Services | \$ 6,190 | \$ 12,183 | \$ - | \$ 19,125 |
| 4570 | Other Expense | \$ - | \$ 6,823 | \$ - | \$ 323,125 |
| | Total Other Services & Charges | <u>\$ 6,190</u> | <u>\$ 19,006</u> | <u>\$ -</u> | <u>\$ 342,250</u> |
| TOTAL TXP&W TRAILS FUND GRANT | | <u><u>\$ 6,190</u></u> | <u><u>\$ 19,006</u></u> | <u><u>\$ -</u></u> | <u><u>\$ 342,250</u></u> |

**VICTIMS COORDINATOR GRANT
BUDGETED REVENUES
For the 2013-14 Fiscal Year**

| <u>REVENUES</u> | <u>ACTUAL 11-12</u> | <u>ESTIMATED 12-13</u> | <u>ORIGINAL 12-13</u> | <u>PROPOSED 13-14</u> |
|-----------------------------------|-------------------------|----------------------------|---------------------------|---------------------------|
| <u>INTERGOVERNMENTAL REVENUE</u> | | | | |
| State Grant | \$ 42,452 | \$ 32,812 | \$ 42,000 | \$ 42,000 |
| Total Intergovernmental Revenue | <u>\$ 42,452</u> | <u>\$ 32,812</u> | <u>\$ 42,000</u> | <u>\$ 42,000</u> |
| <u>TRANSFERS FROM OTHER FUNDS</u> | | | | |
| Transfer from General Fund | \$ 8,908 | \$ - | \$ 10,905 | \$ 8,940 |
| Total Transfers from Other Funds | <u>\$ 8,908</u> | <u>\$ -</u> | <u>\$ 10,905</u> | <u>\$ 8,940</u> |
| TOTAL REVENUES | <u><u>\$ 51,360</u></u> | <u><u>\$ 32,812</u></u> | <u><u>\$ 52,905</u></u> | <u><u>\$ 50,940</u></u> |

VICTIMS COORDINATOR GRANT

Legal

County Attorney

For the 2013-14 Fiscal Year

ACCT.
520-260

| <u>CODE</u> | <u>EXPENDITURES</u> | <u>ACTUAL</u> <u>11-12</u> | <u>ESTIMATED</u> <u>12-13</u> | <u>ORIGINAL</u> <u>12-13</u> | <u>PROPOSED</u> <u>13-14</u> |
|--------------------------------------|-------------------------------------|-------------------------------|----------------------------------|---------------------------------|---------------------------------|
| | <u>PERSONAL SERVICES</u> | | | | |
| 4111 | Salaries | \$ 34,461 | \$ 34,000 | \$ 34,000 | \$ 34,000 |
| 4211 | Fica | 2,494 | 1,900 | 2,601 | 2,601 |
| 4221 | Retirement | 3,743 | 2,950 | 3,869 | 4,127 |
| 4231 | Group Insurance | 10,476 | 12,225 | 12,225 | 10,002 |
| 4241 | Workers Compensation | 64 | 76 | 85 | 85 |
| 4251 | Unemployment Insurance | 122 | 136 | 125 | 125 |
| | Total Personal Services | <u>\$ 51,360</u> | <u>\$ 51,287</u> | <u>\$ 52,905</u> | <u>\$ 50,940</u> |
| | <u>OTHER SERVICES & CHARGES</u> | | | | |
| 4456 | Travel & Training | \$ - | \$ - | \$ - | \$ - |
| | Total Other Services & Charges | <u>\$ -</u> | <u>\$ -</u> | <u>\$ -</u> | <u>\$ -</u> |
| TOTAL VICTIMS COORDINATOR GT. | | <u><u>\$ 51,360</u></u> | <u><u>\$ 51,287</u></u> | <u><u>\$ 52,905</u></u> | <u><u>\$ 50,940</u></u> |

**MENTAL HEALTH GRANT
BUDGETED REVENUES
For the 2013-14 Fiscal Year**

| <u>REVENUES</u> | <u>ACTUAL 11-12</u> | <u>ESTIMATED 12-13</u> | <u>ORIGINAL 12-13</u> | <u>PROPOSED 13-14</u> |
|-----------------------------------|-------------------------|----------------------------|---------------------------|---------------------------|
| <u>INTERGOVERNMENTAL REVENUE</u> | | | | |
| State Grant | \$ - | \$ - | \$ - | \$ 42,372 |
| Total Intergovernmental Revenue | <u>\$ -</u> | <u>\$ -</u> | <u>\$ -</u> | <u>\$ 42,372</u> |
| <u>TRANSFERS FROM OTHER FUNDS</u> | | | | |
| Transfer from General Fund | \$ - | \$ - | \$ - | \$ - |
| Total Transfers from Other Funds | <u>\$ -</u> | <u>\$ -</u> | <u>\$ -</u> | <u>\$ -</u> |
| TOTAL REVENUES | <u><u>\$ -</u></u> | <u><u>\$ -</u></u> | <u><u>\$ -</u></u> | <u><u>\$ 42,372</u></u> |

**MENTAL HEALTH GRANT
Public Safety
Juvenile Probation
For the 2013-14 Fiscal Year**

ACCT.
670-500

| <u>CODE</u> | <u>EXPENDITURES</u> | <u>ACTUAL 11-12</u> | <u>ESTIMATED 12-13</u> | <u>ORIGINAL 12-13</u> | <u>PROPOSED 13-14</u> |
|--------------------------------------|-------------------------------------|-------------------------|----------------------------|---------------------------|---------------------------|
| | <u>PERSONAL SERVICES</u> | | | | |
| 4111 | Salaries | \$ - | \$ - | \$ - | \$ - |
| 4211 | Fica | - | - | - | - |
| 4221 | Retirement | - | - | - | - |
| 4241 | Workers Comp. | - | - | - | - |
| 4251 | Unemployment Ins. | - | - | - | - |
| | Total Personal Services | <u>\$ -</u> | <u>\$ -</u> | <u>\$ -</u> | <u>\$ -</u> |
| | <u>OTHER SERVICES & CHARGES</u> | | | | |
| 4415 | Psychological/Counseling | \$ - | \$ - | \$ - | \$ 42,372 |
| 4441 | Contract Services | - | - | - | - |
| 4456 | Travel/Training | - | - | - | - |
| 4570 | Other Expense | - | - | - | - |
| | Total Other Services & Charges | <u>\$ -</u> | <u>\$ -</u> | <u>\$ -</u> | <u>\$ 42,372</u> |
| TOTAL VICTIMS COORDINATOR GT. | | <u><u>\$ -</u></u> | <u><u>\$ -</u></u> | <u><u>\$ -</u></u> | <u><u>\$ 42,372</u></u> |

**COMMITMENT REDUCTION GRANT
BUDGETED REVENUES
For the 2013-14 Fiscal Year**

| <u>REVENUES</u> | <u>ACTUAL 11-12</u> | <u>ESTIMATED 12-13</u> | <u>ORIGINAL 12-13</u> | <u>PROPOSED 13-14</u> |
|----------------------------------|--------------------------|----------------------------|---------------------------|---------------------------|
| <u>INTERGOVERNMENTAL REVENUE</u> | | | | |
| State Grants | \$ 102,200 | \$ 98,142 | \$ 79,589 | \$ 79,589 |
| Total Intergovernmental Revenue | <u>\$ 102,200</u> | <u>\$ 98,142</u> | <u>\$ 79,589</u> | <u>\$ 79,589</u> |
| <u>MISCELLANEOUS REVENUE</u> | | | | |
| Interest Earnings | \$ - | \$ - | \$ - | \$ - |
| Total Miscellaneous Revenue | <u>\$ -</u> | <u>\$ -</u> | <u>\$ -</u> | <u>\$ -</u> |
| TOTAL REVENUES | <u><u>\$ 102,200</u></u> | <u><u>\$ 98,142</u></u> | <u><u>\$ 79,589</u></u> | <u><u>\$ 79,589</u></u> |

COMMITMENT REDUCTION GRANT
Public Safety
Juvenile Probation
For the 2013-14 Fiscal Year

ACCT.
700-500

| <u>CODE</u> | <u>EXPENDITURES</u> | <u>ACTUAL</u> <u>11-12</u> | <u>ESTIMATED</u> <u>12-13</u> | <u>ORIGINAL</u> <u>12-13</u> | <u>PROPOSED</u> <u>13-14</u> |
|---------------------------------------|-------------------------------------|-------------------------------|----------------------------------|---------------------------------|---------------------------------|
| | <u>OTHER SERVICES & CHARGES</u> | | | | |
| 4532 | Boot Camp | \$ 101,512 | \$ 46,888 | \$ 79,589 | \$ 79,589 |
| 4533 | Detention | - | - | - | - |
| 4570 | Other Expense | 688 | 24,662 | - | - |
| | Total Other Services & Charges | <u>\$ 102,200</u> | <u>\$ 71,550</u> | <u>\$ 79,589</u> | <u>\$ 79,589</u> |
| TOTAL COMMITMENT REDUCTION GT. | | <u>\$ 102,200</u> | <u>\$ 71,550</u> | <u>\$ 79,589</u> | <u>\$ 79,589</u> |

SALARY AND TRAVEL EXPENSE ORDER
LAMAR COUNTY, TEXAS
For the 2013-2014 Fiscal Year

| <u>GENERAL FUND</u> | <u># EMP.</u> | <u>ANNUAL SALARY</u> | <u>ANNUAL LONGEVITY</u> | <u>* SALARY SUPP.</u> | <u>CELL ALLOW.</u> | <u>TRAVEL ALLOW.</u> | <u>2013-2014 BUDGET</u> |
|--------------------------------|---------------|----------------------|-------------------------|-----------------------|--------------------|----------------------|-------------------------|
| COMMISSIONERS' COURT: | | | | | | | |
| County Judge | | \$ 54,454 | \$ 3,120 | \$ 18,705 | \$ 600 | \$ 5,040 | \$ 81,919 |
| County Commissioner #1 | | \$ 54,454 | \$ 910 | \$ 3,705 | \$ 600 | truck | \$ 59,669 |
| County Commissioner #2 | | \$ 54,454 | \$ 910 | \$ - | \$ 600 | truck | \$ 55,964 |
| County Commissioner #3 | | \$ 54,454 | \$ 2,210 | \$ - | \$ 600 | truck | \$ 57,264 |
| County Commissioner #4 | | \$ 54,454 | \$ 390 | \$ - | \$ 600 | truck | \$ 55,444 |
| Asst. Chief Deputy | | \$ 29,765 | \$ 1,950 | \$ - | \$ - | \$ - | \$ 31,715 |
| Total Commissioners' Court | 6 | \$ 302,035 | \$ 9,490 | \$ 22,410 | \$ 3,000 | \$ 5,040 | \$ 341,975 |
| COUNTY JUDGE: | | | | | | | |
| Chief Deputy | | \$ 35,261 | \$ 910 | \$ - | \$ - | \$ - | \$ 36,171 |
| Extra Help | | \$ 1,500 | \$ - | \$ - | \$ - | \$ - | \$ 1,500 |
| Total County Judge | 1 | \$ 36,761 | \$ 910 | \$ - | \$ - | \$ - | \$ 37,671 |
| COUNTY CLERK: | | | | | | | |
| County Clerk | | \$ 54,454 | \$ 3,120 | \$ - | \$ 360 | \$ 1,200 | \$ 59,134 |
| Chief Deputy | | \$ 35,261 | \$ 2,210 | \$ - | \$ - | \$ - | \$ 37,471 |
| Asst. Chief Deputy | | \$ 30,048 | \$ 1,820 | \$ - | \$ - | \$ - | \$ 31,868 |
| Deputy Clerk II | | \$ 27,553 | \$ 1,300 | \$ - | \$ - | \$ - | \$ 28,853 |
| Deputy Clerk II | | \$ 27,553 | \$ 1,300 | \$ - | \$ - | \$ - | \$ 28,853 |
| Deputy Clerk II | | \$ 26,835 | \$ 1,040 | \$ - | \$ - | \$ - | \$ 27,875 |
| Deputy Clerk II | | \$ 26,835 | \$ 390 | \$ - | \$ - | \$ - | \$ 27,225 |
| Deputy Clerk II | | \$ 26,835 | \$ 390 | \$ - | \$ - | \$ - | \$ 27,225 |
| Part-time (split w/rec.mgt.) | | \$ 19,590 | \$ - | \$ - | \$ - | \$ - | \$ 19,590 |
| Total County Clerk | 9 | \$ 274,964 | \$ 11,570 | \$ - | \$ 360 | \$ 1,200 | \$ 288,094 |
| COUNTY COURT-AT-LAW: | | | | | | | |
| County Court-at-Law Judge | | \$ 61,890 | \$ 910 | \$ 78,705 | \$ - | \$ 1,200 | \$ 142,705 |
| Court Reporter | | \$ 47,050 | \$ 390 | \$ - | \$ - | \$ - | \$ 47,440 |
| Deputy II - Bailiff | | \$ 35,295 | \$ 2,080 | \$ 1,950 | \$ - | \$ - | \$ 39,325 |
| Total County Court-at-Law | 3 | \$ 144,235 | \$ 3,380 | \$ 80,655 | \$ - | \$ 1,200 | \$ 229,470 |
| SIXTH DISTRICT COURT: | | | | | | | |
| District Judge Juvenile Salary | | \$ - | \$ - | \$ 3,705 | \$ - | \$ - | \$ 3,705 |
| Court Reporter | | \$ 65,609 | \$ - | \$ - | \$ - | \$ - | \$ 65,609 |
| Part-time | | \$ 14,950 | \$ - | \$ - | \$ - | \$ - | \$ 14,950 |
| Total Sixth District Court | 3 | \$ 80,559 | \$ - | \$ 3,705 | \$ - | \$ - | \$ 84,264 |

SALARY AND TRAVEL EXPENSE ORDER
LAMAR COUNTY, TEXAS
For the 2013-2014 Fiscal Year

| | # EMP. | ANNUAL SALARY | ANNUAL LONGEVITY | * SALARY SUPP. | CELL ALLOW. | TRAVEL ALLOW. | 2013-2014 BUDGET |
|--|--------|---------------|------------------|----------------|-------------|---------------|------------------|
| SIXTY-SECOND DISTRICT COURT: | | | | | | | |
| District Judge Juvenile Salary | | \$ - | \$ - | \$ 3,705 | \$ - | \$ - | \$ 3,705 |
| Court Reporter | | \$ 48,219 | \$ - | \$ - | \$ - | \$ - | \$ 48,219 |
| Deputy II - Bailiff (split w/6th D.C.) | | \$ 40,091 | \$ 2,730 | \$ 2,340 | \$ - | \$ - | \$ 45,161 |
| Extra Help | | \$ 1,500 | \$ - | \$ - | \$ - | \$ - | \$ 1,500 |
| Total Sixty-Second District Ct. | 3 | \$ 89,810 | \$ 2,730 | \$ 6,045 | \$ - | \$ - | \$ 98,585 |
| DISTRICT CLERK: | | | | | | | |
| District Clerk | | \$ 54,454 | \$ 3,770 | \$ - | \$ 360 | \$ 1,200 | \$ 59,784 |
| Chief Deputy | | \$ 32,979 | \$ 2,470 | \$ - | \$ - | \$ - | \$ 35,449 |
| Asst. Chief Deputy | | \$ 29,765 | \$ 1,430 | \$ - | \$ - | \$ - | \$ 31,195 |
| Deputy Clerk II | | \$ 29,094 | \$ 2,340 | \$ - | \$ - | \$ - | \$ 31,434 |
| Deputy Clerk II | | \$ 27,553 | \$ 1,040 | \$ - | \$ - | \$ - | \$ 28,593 |
| Deputy Clerk II | | \$ 27,553 | \$ 910 | \$ - | \$ - | \$ - | \$ 28,463 |
| Deputy Clerk II | | \$ 26,835 | \$ 520 | \$ - | \$ - | \$ - | \$ 27,355 |
| Deputy Clerk I | | \$ 23,421 | \$ 130 | \$ - | \$ - | \$ - | \$ 23,551 |
| Extra Help | | \$ 5,000 | \$ - | \$ - | \$ - | \$ - | \$ 5,000 |
| Total District Clerk | 8 | \$ 256,654 | \$ 12,610 | \$ - | \$ 360 | \$ 1,200 | \$ 270,824 |
| JUSTICE OF THE PEACE #5/1: | | | | | | | |
| Justice of the Peace | | \$ 54,454 | \$ 4,160 | \$ - | \$ 480 | \$ 1,200 | \$ 60,294 |
| Chief Deputy | | \$ 37,032 | \$ 3,510 | \$ - | \$ - | \$ - | \$ 40,542 |
| Asst. Chief Deputy | | \$ 28,565 | \$ 130 | \$ - | \$ - | \$ - | \$ 28,695 |
| Total Just. of the Peace #5/1 | 3 | \$ 120,051 | \$ 7,800 | \$ - | \$ 480 | \$ 1,200 | \$ 129,531 |
| JUSTICE OF THE PEACE #5/2: | | | | | | | |
| Justice of the Peace | | \$ 54,454 | \$ 2,730 | \$ - | \$ 480 | \$ 1,200 | \$ 58,864 |
| Chief Deputy | | \$ 37,032 | \$ 3,510 | \$ - | \$ - | \$ - | \$ 40,542 |
| Asst. Chief Deputy | | \$ 31,664 | \$ 2,860 | \$ - | \$ - | \$ - | \$ 34,524 |
| Total Just. of the Peace #5/2 | 3 | \$ 123,150 | \$ 9,100 | \$ - | \$ 480 | \$ 1,200 | \$ 133,930 |
| JUSTICE OF THE PEACE #1-4: | | | | | | | |
| Justice of the Peace #1 | | \$ 16,685 | \$ 1,950 | \$ - | \$ 480 | \$ 1,200 | \$ 20,315 |
| Justice of the Peace #2 | | \$ 16,685 | \$ 1,430 | \$ - | \$ 480 | \$ 1,200 | \$ 19,795 |
| Justice of the Peace #3 | | \$ 16,685 | \$ 910 | \$ - | \$ 480 | \$ 1,200 | \$ 19,275 |
| Justice of the Peace #4 | | \$ 16,685 | \$ 2,470 | \$ - | \$ 480 | \$ 1,200 | \$ 20,835 |
| Total Just. of the Peace #1-4 | 4 | \$ 66,740 | \$ 6,760 | \$ - | \$ 1,920 | \$ 4,800 | \$ 80,220 |

SALARY AND TRAVEL EXPENSE ORDER
LAMAR COUNTY, TEXAS
For the 2013-2014 Fiscal Year

| | # EMP. | ANNUAL SALARY | ANNUAL LONGEVITY | * SALARY SUPP. | CELL ALLOW. | TRAVEL ALLOW. | 2013-2014 BUDGET |
|----------------------------------|-----------|-------------------|------------------|-----------------|---------------|-----------------|-------------------|
| COUNTY ATTORNEY: | | | | | | | |
| County Attorney | | \$ - | \$ - | \$ - | \$ - | \$ 1,200 | \$ 1,200 |
| First Assistant Attorney | | \$ 86,301 | \$ 910 | \$ - | \$ - | \$ 1,200 | \$ 88,411 |
| Second Assistant Attorney | | \$ 62,485 | \$ 390 | \$ - | \$ - | \$ 1,200 | \$ 64,075 |
| Third Assistant Attorney | | \$ 50,755 | \$ 130 | \$ - | \$ - | \$ - | \$ 50,885 |
| Fourth Assistant Attorney | | \$ 49,150 | \$ 260 | \$ - | \$ - | \$ - | \$ 49,410 |
| Investigator | | \$ 41,825 | \$ 1,560 | \$ 1,950 | \$ 480 | \$ - | \$ 45,815 |
| Chief Deputy | | \$ 35,261 | \$ 1,170 | \$ - | \$ - | \$ - | \$ 36,431 |
| Asst. Chief Deputy | | \$ 29,765 | \$ 1,560 | \$ - | \$ - | \$ - | \$ 31,325 |
| Asst. Victims Coordinator | | \$ 26,836 | \$ 910 | \$ - | \$ - | \$ - | \$ 27,746 |
| Deputy Clerk I | | \$ 23,421 | \$ 260 | \$ - | \$ - | \$ - | \$ 23,681 |
| Extra Help | | \$ - | \$ - | \$ - | \$ - | \$ - | \$ - |
| Total County Attorney | 10 | \$ 405,799 | \$ 7,150 | \$ 1,950 | \$ 480 | \$ 3,600 | \$ 418,979 |
| ELECTIONS: | | | | | | | |
| Election Administrator | | \$ 38,650 | \$ 780 | \$ - | \$ - | \$ - | \$ 39,430 |
| Asst. Chief Deputy | | \$ 28,488 | \$ 910 | \$ - | \$ - | \$ - | \$ 29,398 |
| Total Elections | 2 | \$ 67,138 | \$ 1,690 | \$ - | \$ - | \$ - | \$ 68,828 |
| COUNTY AUDITOR: | | | | | | | |
| County Auditor | | \$ 59,999 | \$ 390 | \$ - | \$ - | \$ 600 | \$ 60,989 |
| First Assistant Auditor | | \$ 36,934 | \$ 130 | \$ - | \$ - | \$ - | \$ 37,064 |
| Payroll/Personell Officer | | \$ 29,765 | \$ 1,430 | \$ - | \$ - | \$ - | \$ 31,195 |
| Accounts Payable Clerk | | \$ 25,635 | \$ 130 | \$ - | \$ - | \$ - | \$ 25,765 |
| Total County Auditor | 4 | \$ 152,333 | \$ 2,080 | \$ - | \$ - | \$ 600 | \$ 155,013 |
| COUNTY TAX ASSESSOR: | | | | | | | |
| County Tax Assessor | | \$ 54,454 | \$ 390 | \$ - | \$ 360 | \$ 1,200 | \$ 56,404 |
| Chief Deputy | | \$ 36,477 | \$ 1,040 | \$ - | \$ - | \$ - | \$ 37,517 |
| Asst. Chief Deputy | | \$ 29,765 | \$ 1,820 | \$ - | \$ - | \$ - | \$ 31,585 |
| Deputy Clerk II | | \$ 25,635 | \$ 260 | \$ - | \$ - | \$ - | \$ 25,895 |
| Deputy Clerk II | | \$ 25,635 | \$ 260 | \$ - | \$ - | \$ - | \$ 25,895 |
| Deputy Clerk II | | \$ 25,635 | \$ 260 | \$ - | \$ - | \$ - | \$ 25,895 |
| Extra Help | | \$ 2,000 | \$ - | \$ - | \$ - | \$ - | \$ 2,000 |
| Total County Tax Assessor | 6 | \$ 199,601 | \$ 4,030 | \$ - | \$ 360 | \$ 1,200 | \$ 205,191 |
| COUNTY TREASURER: | | | | | | | |
| County Treasurer | | \$ 54,454 | \$ 2,730 | \$ - | \$ 360 | \$ 1,200 | \$ 58,744 |
| Total County Treasurer | 1 | \$ 54,454 | \$ 2,730 | \$ - | \$ 360 | \$ 1,200 | \$ 58,744 |
| COUNTY DATA PROCESSING: | | | | | | | |
| Data Processor | | \$ 47,050 | \$ 1,170 | \$ - | \$ 480 | \$ 1,200 | \$ 49,900 |
| Total Co. Data Processing | 1 | \$ 47,050 | \$ 1,170 | \$ - | \$ 480 | \$ 1,200 | \$ 49,900 |

SALARY AND TRAVEL EXPENSE ORDER
LAMAR COUNTY, TEXAS
For the 2013-2014 Fiscal Year

| | # EMP. | ANNUAL SALARY | ANNUAL LONGEVITY | * SALARY SUPP. | CELL ALLOW. | TRAVEL ALLOW. | 2013-2014 BUDGET |
|----------------------------|--------|---------------|------------------|----------------|-------------|---------------|------------------|
| COUNTY MAINTENANCE: | | | | | | | |
| Building Superintendent | | \$ 36,934 | \$ 1,430 | \$ - | \$ 600 | \$ 2,000 | \$ 40,964 |
| Building Technician | | \$ 26,836 | \$ 650 | \$ - | \$ - | \$ - | \$ 27,486 |
| Janitor | | \$ 24,817 | \$ 1,690 | \$ - | \$ - | \$ - | \$ 26,507 |
| Janitor | | \$ 22,762 | \$ 650 | \$ - | \$ - | \$ - | \$ 23,412 |
| Total County Maintenance | 4 | \$ 111,349 | \$ 4,420 | \$ - | \$ 600 | \$ 2,000 | \$ 118,369 |
| COUNTY CONSTABLES: | | | | | | | |
| Constable #1 | | \$ 41,125 | \$ 1,820 | \$ 2,340 | \$ 480 | car | \$ 45,765 |
| Constable #2 | | \$ 41,125 | \$ 650 | \$ 1,950 | \$ 480 | car | \$ 44,205 |
| Constable #3 | | \$ 41,125 | \$ 2,730 | \$ 2,340 | \$ 480 | car | \$ 46,675 |
| Constable #4 | | \$ 41,125 | \$ 650 | \$ 2,340 | \$ 480 | car | \$ 44,595 |
| Constable #5 | | \$ 41,125 | \$ 1,040 | \$ 1,950 | \$ 480 | car | \$ 44,595 |
| Deputy II | | \$ 36,587 | \$ 1,430 | \$ 1,950 | \$ 480 | car | \$ 40,447 |
| Total County Constables | 6 | \$ 242,212 | \$ 8,320 | \$ 12,870 | \$ 2,880 | \$ - | \$ 266,282 |
| COUNTY SHERIFF: | | | | | | | |
| County Sheriff | | \$ 56,905 | \$ 2,730 | \$ 2,340 | \$ - | car | \$ 61,975 |
| Chief Deputy | | \$ 50,142 | \$ 130 | \$ 2,340 | \$ - | \$ - | \$ 52,612 |
| Civil Deputy | | \$ 44,256 | \$ 3,770 | \$ 2,340 | \$ - | \$ - | \$ 50,366 |
| Patrol Sergeant | | \$ 41,825 | \$ 2,210 | \$ 1,950 | \$ - | \$ - | \$ 45,985 |
| Sergeant | | \$ 39,557 | \$ 1,950 | \$ 2,340 | \$ - | \$ - | \$ 43,847 |
| Sergeant | | \$ 39,714 | \$ 1,430 | \$ 2,340 | \$ - | \$ - | \$ 43,484 |
| Sergeant | | \$ 38,230 | \$ 1,430 | \$ 2,340 | \$ - | \$ - | \$ 42,000 |
| Sergeant | | \$ 38,230 | \$ 650 | \$ 2,340 | \$ - | \$ - | \$ 41,220 |
| DTF Officer | | \$ 39,205 | \$ 1,820 | \$ 1,950 | \$ - | \$ - | \$ 42,975 |
| Deputy II | | \$ 36,588 | \$ 1,690 | \$ 2,340 | \$ - | \$ - | \$ 40,618 |
| Deputy II | | \$ 36,588 | \$ 1,560 | \$ 2,340 | \$ - | \$ - | \$ 40,488 |
| Deputy II | | \$ 36,494 | \$ 2,860 | \$ 3,120 | \$ - | \$ - | \$ 42,474 |
| Deputy II | | \$ 36,494 | \$ 1,560 | \$ - | \$ - | \$ - | \$ 38,054 |
| Deputy II | | \$ 36,494 | \$ 1,170 | \$ 2,730 | \$ - | \$ - | \$ 40,394 |
| Deputy II | | \$ 36,494 | \$ 1,040 | \$ - | \$ - | \$ - | \$ 37,534 |
| Deputy II | | \$ 36,494 | \$ 1,040 | \$ 2,340 | \$ - | \$ - | \$ 39,874 |
| Deputy II | | \$ 36,494 | \$ 780 | \$ 3,120 | \$ - | \$ - | \$ 40,394 |
| Deputy II | | \$ 36,494 | \$ 780 | \$ 2,080 | \$ - | \$ - | \$ 39,354 |
| Deputy II | | \$ 36,494 | \$ 650 | \$ - | \$ - | \$ - | \$ 37,144 |
| Deputy II | | \$ 36,494 | \$ 390 | \$ 1,950 | \$ - | \$ - | \$ 38,834 |
| Deputy II | | \$ 35,295 | \$ 260 | \$ - | \$ - | \$ - | \$ 35,555 |
| Deputy II | | \$ 35,295 | \$ 130 | \$ - | \$ - | \$ - | \$ 35,425 |
| Deputy II | | \$ 35,295 | \$ 130 | \$ - | \$ - | \$ - | \$ 35,425 |
| Deputy II | | \$ 35,295 | \$ 130 | \$ - | \$ - | \$ - | \$ 35,425 |
| Deputy I | | \$ 31,628 | \$ 260 | \$ - | \$ - | \$ - | \$ 31,888 |
| Deputy I | | \$ 31,628 | \$ 260 | \$ - | \$ - | \$ - | \$ 31,888 |
| Deputy I | | \$ 31,628 | \$ 260 | \$ - | \$ - | \$ - | \$ 31,888 |

SALARY AND TRAVEL EXPENSE ORDER
LAMAR COUNTY, TEXAS
For the 2013-2014 Fiscal Year

| (Sheriff cont.) | # EMP. | ANNUAL SALARY | ANNUAL LONGEVITY | * SALARY SUPP. | CELL ALLOW. | TRAVEL ALLOW. | 2013-2014 BUDGET |
|-----------------------------|-----------|---------------------|---------------------|-------------------|----------------|------------------|---------------------|
| Dispatcher II | | \$ 33,724 | \$ 2,210 | \$ - | \$ - | \$ - | \$ 35,934 |
| Dispatcher II | | \$ 29,765 | \$ 1,560 | \$ - | \$ - | \$ - | \$ 31,325 |
| Dispatcher II | | \$ 29,765 | \$ 1,300 | \$ - | \$ - | \$ - | \$ 31,065 |
| Dispatcher II | | \$ 28,565 | \$ 260 | \$ - | \$ - | \$ - | \$ 28,825 |
| Dispatcher II | | \$ 28,565 | \$ 390 | \$ - | \$ - | \$ - | \$ 28,955 |
| Dispatcher II | | \$ 28,565 | \$ 130 | \$ - | \$ - | \$ - | \$ 28,695 |
| Bail Bondsman Clerk | | \$ 33,724 | \$ 2,990 | \$ - | \$ - | \$ - | \$ 36,714 |
| Office Manager | | \$ 31,664 | \$ 910 | \$ - | \$ - | \$ - | \$ 32,574 |
| Deputy Clerk II | | \$ 27,553 | \$ 1,690 | \$ - | \$ - | \$ - | \$ 29,243 |
| Deputy Clerk II | | \$ 27,553 | \$ 1,430 | \$ - | \$ - | \$ - | \$ 28,983 |
| Deputy Clerk II | | \$ 26,835 | \$ 1,040 | \$ - | \$ - | \$ - | \$ 27,875 |
| Deputy Clerk I | | \$ 23,421 | \$ 130 | \$ - | \$ - | \$ - | \$ 23,551 |
| Total County Sheriff | 39 | \$ 1,375,449 | \$ 45,110 | \$ 40,300 | \$ - | \$ - | \$ 1,460,859 |

CRIMINAL DETENTION:

| | | | | | | | |
|---------------------------------------|-----------|----------|--------|------|------|------|-----------|
| Chief Jailer | \$ 37,032 | \$ 1,040 | \$ - | \$ - | \$ - | \$ - | \$ 38,072 |
| Lieutenant Jailer | \$ 32,073 | \$ 1,300 | \$ - | \$ - | \$ - | \$ - | \$ 33,373 |
| Jail Supervisor | \$ 30,673 | \$ 910 | \$ - | \$ - | \$ - | \$ - | \$ 31,583 |
| Jail Supervisor | \$ 30,673 | \$ 780 | \$ - | \$ - | \$ - | \$ - | \$ 31,453 |
| Jail Supervisor | \$ 30,673 | \$ 650 | \$ - | \$ - | \$ - | \$ - | \$ 31,323 |
| Jail Supervisor | \$ 30,673 | \$ 650 | \$ - | \$ - | \$ - | \$ - | \$ 31,323 |
| Commisary Clerk (pd.from comm. acct.) | \$ 30,793 | \$ 1,690 | \$ - | \$ - | \$ - | \$ - | \$ 32,483 |
| Jailer II | \$ 29,765 | \$ 1,040 | \$ - | \$ - | \$ - | \$ - | \$ 30,805 |
| Jailer II | \$ 29,765 | \$ 1,040 | \$ - | \$ - | \$ - | \$ - | \$ 30,805 |
| Jailer II | \$ 29,765 | \$ 1,040 | \$ - | \$ - | \$ - | \$ - | \$ 30,805 |
| Jailer II | \$ 29,765 | \$ 910 | \$ 780 | \$ - | \$ - | \$ - | \$ 31,455 |
| Jailer II | \$ 29,765 | \$ 910 | \$ - | \$ - | \$ - | \$ - | \$ 30,675 |
| Jailer II | \$ 29,765 | \$ 780 | \$ - | \$ - | \$ - | \$ - | \$ 30,545 |
| Jailer II | \$ 29,765 | \$ 780 | \$ 780 | \$ - | \$ - | \$ - | \$ 31,325 |
| Jailer II | \$ 29,765 | \$ 780 | \$ 780 | \$ - | \$ - | \$ - | \$ 31,325 |
| Jailer II | \$ 29,765 | \$ 780 | \$ - | \$ - | \$ - | \$ - | \$ 30,545 |
| Jailer II | \$ 29,765 | \$ 650 | \$ - | \$ - | \$ - | \$ - | \$ 30,415 |
| Jailer II | \$ 29,765 | \$ 650 | \$ - | \$ - | \$ - | \$ - | \$ 30,415 |
| Jailer II | \$ 29,765 | \$ 520 | \$ - | \$ - | \$ - | \$ - | \$ 30,285 |
| Jailer II | \$ 29,765 | \$ 520 | \$ - | \$ - | \$ - | \$ - | \$ 30,285 |

SALARY AND TRAVEL EXPENSE ORDER
LAMAR COUNTY, TEXAS
For the 2013-2014 Fiscal Year

| (Criminal Detention cont.) | # EMP. | ANNUAL SALARY | ANNUAL LONGEVITY | * SALARY SUPP. | CELL ALLOW. | TRAVEL ALLOW. | 2013-2014 BUDGET |
|-------------------------------------|-----------|---------------------|-------------------|-------------------|------------------|------------------|---------------------|
| Jailer II | | \$ 29,765 | \$ 520 | \$ - | \$ - | \$ - | \$ 30,285 |
| Jailer II | | \$ 29,765 | \$ 390 | \$ 780 | \$ - | \$ - | \$ 30,935 |
| Jailer II | | \$ 29,765 | \$ 130 | \$ - | \$ - | \$ - | \$ 29,895 |
| Jailer II | | \$ 29,765 | \$ 130 | \$ - | \$ - | \$ - | \$ 29,895 |
| Jailer II | | \$ 29,765 | \$ 130 | \$ - | \$ - | \$ - | \$ 29,895 |
| Jailer II | | \$ 28,565 | \$ 260 | \$ - | \$ - | \$ - | \$ 28,825 |
| Jailer II | | \$ 28,565 | \$ 260 | \$ - | \$ - | \$ - | \$ 28,825 |
| Jailer II | | \$ 28,565 | \$ 390 | \$ - | \$ - | \$ - | \$ 28,955 |
| Jailer II | | \$ 28,565 | \$ 390 | \$ - | \$ - | \$ - | \$ 28,955 |
| Jailer I | | \$ 25,445 | \$ 260 | \$ - | \$ - | \$ - | \$ 25,705 |
| Jailer I | | \$ 25,445 | \$ 260 | \$ - | \$ - | \$ - | \$ 25,705 |
| Jailer I | | \$ 25,445 | \$ 260 | \$ - | \$ - | \$ - | \$ 25,705 |
| Jailer I | | \$ 25,445 | \$ 260 | \$ - | \$ - | \$ - | \$ 25,705 |
| Jailer I | | \$ 25,445 | \$ 260 | \$ - | \$ - | \$ - | \$ 25,705 |
| Jailer I | | \$ 25,445 | \$ 130 | \$ - | \$ - | \$ - | \$ 25,575 |
| Jailer I | | \$ 25,445 | \$ 130 | \$ - | \$ - | \$ - | \$ 25,575 |
| Jailer I | | \$ 25,445 | \$ 130 | \$ - | \$ - | \$ - | \$ 25,575 |
| Jailer I | | \$ 25,445 | \$ 130 | \$ - | \$ - | \$ - | \$ 25,575 |
| Jailer I | | \$ 25,445 | \$ 130 | \$ - | \$ - | \$ - | \$ 25,575 |
| Jailer I | | \$ 25,445 | \$ 130 | \$ - | \$ - | \$ - | \$ 25,575 |
| Total Criminal Detention | 39 | <u>\$ 1,127,070</u> | <u>\$ 21,970</u> | <u>\$ 3,120</u> | <u>\$ -</u> | <u>\$ -</u> | <u>\$ 1,152,160</u> |
| EMERGENCY MANAGEMENT : | | | | | | | |
| Emergency Management Coordinator | | \$ 19,950 | \$ - | \$ - | \$ 480 | \$ - | \$ 20,430 |
| Total Emergency Mngt | 1 | <u>\$ 19,950</u> | <u>\$ -</u> | <u>\$ -</u> | <u>\$ 480</u> | <u>\$ -</u> | <u>\$ 20,430</u> |
| COUNTY INDIGENT HEALTH CARE: | | | | | | | |
| Chief Deputy | | \$ 32,979 | \$ 1,430 | \$ - | \$ - | \$ - | \$ 34,409 |
| Asst. Chief Deputy | | \$ 29,765 | \$ 1,170 | \$ - | \$ - | \$ - | \$ 30,935 |
| Total Co. Ind. Health Care | 2 | <u>\$ 62,744</u> | <u>\$ 2,600</u> | <u>\$ -</u> | <u>\$ -</u> | <u>\$ -</u> | <u>\$ 65,344</u> |
| VETERAN'S OFFICER: | | | | | | | |
| Veteran's Officer | | \$ 20,422 | \$ - | \$ - | \$ - | \$ - | \$ 20,422 |
| Part-Time | | \$ 15,205 | \$ - | \$ - | \$ - | \$ - | \$ 15,205 |
| Total Veteran's Officer | 2 | <u>\$ 35,627</u> | <u>\$ -</u> | <u>\$ -</u> | <u>\$ -</u> | <u>\$ -</u> | <u>\$ 35,627</u> |
| EXTENSION SERVICE: | | | | | | | |
| Extension Agent - Ag. | | \$ 18,807 | \$ - | \$ - | \$ - | \$ - | \$ 18,807 |
| Extension Agent - He. | | \$ 18,807 | \$ - | \$ - | \$ - | \$ - | \$ 18,807 |
| Secretary II | | \$ 29,094 | \$ 2,210 | \$ - | \$ - | \$ - | \$ 31,304 |
| Extra Help | | \$ 500 | \$ - | \$ - | \$ - | \$ - | \$ 500 |
| Total Extension Service | 3 | <u>\$ 67,208</u> | <u>\$ 2,210</u> | <u>\$ -</u> | <u>\$ -</u> | <u>\$ -</u> | <u>\$ 69,418</u> |
| TOTAL GENERAL FUND | | <u>\$ 5,462,943</u> | <u>\$ 167,830</u> | <u>\$ 171,055</u> | <u>\$ 12,240</u> | <u>\$ 25,640</u> | <u>\$ 5,839,708</u> |

SALARY AND TRAVEL EXPENSE ORDER
LAMAR COUNTY, TEXAS
For the 2013-2014 Fiscal Year

| | <u># EMP.</u> | <u>ANNUAL SALARY</u> | <u>ANNUAL LONGEVITY</u> | <u>* SALARY SUPP.</u> | <u>CELL ALLOW.</u> | <u>TRAVEL ALLOW</u> | <u>2013-2014 BUDGET</u> |
|-----------------------------------|---------------|----------------------|-------------------------|-----------------------|--------------------|---------------------|-------------------------|
| ROAD AND BRIDGE FUND | | | | | | | |
| PRECINCT #1: | | | | | | | |
| Foreman | | \$ 38,167 | \$ 2,210 | \$ - | \$ - | \$ - | \$ 40,377 |
| Road Hand II | | \$ 35,974 | \$ 2,210 | \$ - | \$ - | \$ - | \$ 38,184 |
| Road Hand II | | \$ 32,048 | \$ 1,690 | \$ - | \$ - | \$ - | \$ 33,738 |
| Road Hand II | | \$ 30,556 | \$ 910 | \$ - | \$ - | \$ - | \$ 31,466 |
| Road Hand II | | \$ 29,765 | \$ 130 | \$ - | \$ - | \$ - | \$ 29,895 |
| Road Hand I | | \$ 25,882 | \$ 910 | \$ - | \$ - | \$ - | \$ 26,792 |
| Part-time | | \$ 16,750 | \$ - | \$ - | \$ - | \$ - | \$ 16,750 |
| Total Precinct #1 | 7 | \$ 209,142 | \$ 8,060 | \$ - | \$ - | \$ - | \$ 217,202 |
| PRECINCT #2: | | | | | | | |
| Foreman | | \$ 38,131 | \$ 1,950 | \$ - | \$ - | \$ - | \$ 40,081 |
| Road Hand II | | \$ 34,550 | \$ 2,080 | \$ - | \$ - | \$ - | \$ 36,630 |
| Road Hand II | | \$ 34,550 | \$ 2,080 | \$ - | \$ - | \$ - | \$ 36,630 |
| Road Hand II | | \$ 33,723 | \$ 1,950 | \$ - | \$ - | \$ - | \$ 35,673 |
| Road Hand II | | \$ 30,557 | \$ 1,170 | \$ - | \$ - | \$ - | \$ 31,727 |
| Road Hand II | | \$ 30,557 | \$ 130 | \$ - | \$ - | \$ - | \$ 30,687 |
| Total Precinct #2 | 6 | \$ 202,068 | \$ 9,360 | \$ - | \$ - | \$ - | \$ 211,428 |
| PRECINCT #3: | | | | | | | |
| Foreman | | \$ 35,277 | \$ 130 | \$ - | \$ - | \$ - | \$ 35,407 |
| Road Hand II | | \$ 33,723 | \$ 1,950 | \$ - | \$ - | \$ - | \$ 35,673 |
| Road Hand II | | \$ 32,851 | \$ 1,820 | \$ - | \$ - | \$ - | \$ 34,671 |
| Road Hand II | | \$ 32,165 | \$ 130 | \$ - | \$ - | \$ - | \$ 32,295 |
| Road Hand II | | \$ 29,765 | \$ 390 | \$ - | \$ - | \$ - | \$ 30,155 |
| Road Hand II | | \$ 29,765 | \$ 130 | \$ - | \$ - | \$ - | \$ 29,895 |
| Part-time | | \$ 5,000 | \$ - | \$ - | \$ - | \$ - | \$ 5,000 |
| Total Precinct #3 | 6 | \$ 198,546 | \$ 4,550 | \$ - | \$ - | \$ - | \$ 203,096 |
| PRECINCT #4: | | | | | | | |
| Foreman | | \$ 37,444 | \$ 2,990 | \$ - | \$ - | \$ - | \$ 40,434 |
| Road Hand II | | \$ 29,765 | \$ 130 | \$ - | \$ - | \$ - | \$ 29,895 |
| Road Hand II | | \$ 29,765 | \$ 130 | \$ - | \$ - | \$ - | \$ 29,895 |
| Road Hand II | | \$ 28,565 | \$ 260 | \$ - | \$ - | \$ - | \$ 28,825 |
| Road Hand II | | \$ 28,565 | \$ 130 | \$ - | \$ - | \$ - | \$ 28,695 |
| Road Hand II | | \$ 28,565 | \$ 130 | \$ - | \$ - | \$ - | \$ 28,695 |
| Total Precinct #4 | 6 | \$ 182,669 | \$ 3,770 | \$ - | \$ - | \$ - | \$ 186,439 |
| TOTAL ROAD AND BRIDGE FUND | | \$ 792,425 | \$ 25,740 | \$ - | \$ - | \$ - | \$ 818,165 |

SALARY AND TRAVEL EXPENSE ORDER
LAMAR COUNTY, TEXAS
For the 2013-2014 Fiscal Year

| <u>GRANTS</u> | <u># EMP.</u> | <u>ANNUAL SALARY</u> | <u>ANNUAL LONGEVITY</u> | <u>* SALARY SUPP.</u> | <u>CELL ALLOW.</u> | <u>TRAVEL ALLOW.</u> | <u>2013-2014 BUDGET</u> |
|-----------------------------------|---------------|----------------------|-------------------------|-----------------------|--------------------|----------------------|-------------------------|
| STATE AID GRANT: | | | | | | | |
| Chief Juvenile Probation Officer | | \$ 58,139 | \$ 1,040 | \$ 2,445 | \$ - | \$ - | \$ 61,624 |
| Juvenile Probation Officer | | \$ 34,832 | \$ 780 | \$ 2,445 | \$ - | \$ - | \$ 38,057 |
| Juvenile Probation Officer | | \$ 30,000 | \$ 130 | \$ - | \$ - | \$ - | \$ 30,130 |
| Data Coordinator | | \$ 33,513 | \$ 1,820 | \$ - | \$ - | \$ - | \$ 35,333 |
| Asst. Juvenile Probation Officer | | \$ 28,704 | \$ 1,300 | \$ - | \$ - | \$ - | \$ 30,004 |
| Total State Aid Grant | 5 | <u>\$ 185,188</u> | <u>\$ 5,070</u> | <u>\$ 4,890</u> | <u>\$ -</u> | <u>\$ -</u> | <u>\$ 195,148</u> |
| VICTIMS COORDINATOR GRANT: | | | | | | | |
| Victims Assistance Coordinator | | \$ 34,000 | \$ - | \$ - | \$ 480 | \$ - | \$ 34,480 |
| Total Vict. Coordinator Grant | 1 | <u>\$ 34,000</u> | <u>\$ -</u> | <u>\$ -</u> | <u>\$ 480</u> | <u>\$ -</u> | <u>\$ 34,480</u> |
| TOTAL GRANTS | | <u>\$ 219,188</u> | <u>\$ 5,070</u> | <u>\$ 4,890</u> | <u>\$ 480</u> | <u>\$ -</u> | <u>\$ 229,628</u> |
| GRAND TOTAL | 194 | <u>\$ 6,474,556</u> | <u>\$ 198,640</u> | <u>\$ 175,945</u> | <u>\$ 12,720</u> | <u>\$ 25,640</u> | <u>\$ 6,887,501</u> |

SALARY AND TRAVEL EXPENSE ORDER
LAMAR COUNTY, TEXAS
For the 2013-2014 Fiscal Year

All salaries and longevity pay are effective for a **ONE YEAR PERIOD** and will be set according to length of **FULL-TIME** employment **EACH OCTOBER 1st**. Employees will receive \$5.00 per check longevity pay (after his/her probation ends) for **EACH YEAR OF FULL-TIME SERVICE ON OCTOBER 1st**. Part-time employees, partially funded employees and temporary employees are excluded from longevity pay.

New employees - during probationary period, begin at the designated salary for the first three (3) months, then the salary will be increased accordingly.

Part-time and temporary employees are paid between \$7.25 and \$10.00 per hour. The rate of pay will be determined by their supervisor and the amount budgeted.

PART-TIME= permanent positions working between 20 and 40 hours per week without benefits.
(paid \$7.25 - \$10.00 per hour)

EXTRA HELP = fill-in positions for personnel on vacation , sick, etc...
(paid \$7.25 per hour)

TEMPORARY HELP = positions working full-time for a short period.
(Ex: seasonal work)
(paid \$7.25 - \$10.00 per hour).

Lamar County Peace Officers shall be entitled to receive certification pay as follows:

- (1) Intermediate certification - \$50.00 per pay period
- (2) Advanced certification - \$75.00 per pay period
- (3) Master's certification - \$90.00 per pay period.

The certification pay for above shall be in addition to the regular pay received by the Lamar County Peace Officers which qualify for said certification pay.

* Salary Supplements include Juvenile Salary, State Supplements, Certificate Pay and Corporal Pay.

Travel (logged only) is paid at .56 cents per mile for out-of-county travel while using private vehicle not owned by county.

BUDGETED EXPENDITURES
For the 2013-2014 Fiscal Year

| <u>EQUIPMENT</u> | <u>GENERAL FUND</u> | <u>CO. REC.ARCH. FUND</u> | <u>TECH. FUND</u> | <u>R&B FUND</u> | <u>PERM. IMP. FUND</u> | <u>DIST. CLK. REC.MGT.</u> | <u>CO. CLK. REC. MGT.</u> |
|-----------------------------|---------------------|---------------------------|-------------------|---------------------|------------------------|----------------------------|---------------------------|
| COMMISSIONERS' COURT | | | | | | | |
| (2) Computer | \$ 1,500 | | | | | | |
| Courtroom Flag | \$ 250 | | | | | | |
| COUNTY JUDGE | | | | | | | |
| Typewriter | \$ 500 | | | | | | |
| COUNTY CLERK | | | | | | | |
| Fax Machine | \$ 300 | | | | | | |
| Platter/Scanner | | | | | | | \$ 8,000 |
| PC for Scanner | | | | | | | \$ 2,000 |
| 6TH DIST. COURT | | | | | | | |
| Carpet | \$ 1,000 | | | | | | |
| 62ND DIST. COURT | | | | | | | |
| Chairs/Table | \$ 2,000 | | | | | | |
| J.P. PCT. 5-1 | | | | | | | |
| (3) PCs | | | \$ 4,000 | | | | |
| (2) Scanners | | | \$ 1,000 | | | | |
| (2) Credit Card Reader | | | \$ 200 | | | | |
| (2) Printer | | | \$ 2,000 | | | | |
| J.P. PCT. 5-2 | | | | | | | |
| (3) PCs | | | \$ 3,900 | | | | |
| COUNTY ATTORNEY | | | | | | | |
| File Cabinets | \$ 2,500 | | | | | | |
| ELECTIONS | | | | | | | |
| (4) Mobile Shelving Carts | \$ 1,000 | | | | | | |
| (4) Bar Code Scanners | \$ 600 | | | | | | |
| COUNTY AUDITOR | | | | | | | |
| PC | \$ 1,500 | | | | | | |
| Printer | \$ 1,800 | | | | | | |
| Chair | \$ 200 | | | | | | |
| TREASURER | | | | | | | |
| Printer | \$ 500 | | | | | | |
| DATA PROCESSING | | | | | | | |
| Replacement PC's & printers | \$ 10,000 | | | | | | |
| <i>Detention</i> | | | | | | | |
| Scanner Wand & Printer | \$ 585 | | | | | | |
| (3) PCs | \$ 3,750 | | | | | | |
| <i>Sheriff</i> | | | | | | | |
| PC | \$ 1,250 | | | | | | |
| (3) Printers | \$ 1,257 | | | | | | |
| (2) Bar Code Scanners | \$ 332 | | | | | | |
| Dispatch Radio | \$ 3,642 | | | | | | |
| <i>Constables</i> | | | | | | | |
| (4) Laptops | \$ 20,000 | | | | | | |
| <i>County Court at Law</i> | | | | | | | |
| PC | \$ 1,500 | | | | | | |
| <i>County Clerk</i> | | | | | | | |
| (2) PCs & Printers | \$ 5,400 | | | | | | |

BUDGETED EXPENDITURES
For the 2013-2014 Fiscal Year

| EQUIPMENT | GENERAL FUND | CO. REC.ARCH. FUND | TECH. FUND | R&B FUND | PERM. IMP. FUND | DIST. CLK. REC.MGT. | CO. CLK. REC. MGT. |
|--------------------------------|---------------------|---------------------------|-------------------|---------------------|------------------------|----------------------------|---------------------------|
| DATA PROCESSING, CONT. | | | | | | | |
| <i>District Clerk</i> | | | | | | | |
| (2) Printers | \$ 2,000 | | | | | | |
| <i>County Judge</i> | | | | | | | |
| PC | \$ 1,500 | | | | | | |
| Odyssey PCs (29) | \$ 37,700 | | | | | | |
| <i>County Courtroom (1)</i> | | | | | | | |
| <i>62nd District (1)</i> | | | | | | | |
| <i>District Courtroom (1)</i> | | | | | | | |
| <i>County Attorney (5)</i> | | | | | | | |
| <i>District Clerk (5)</i> | | | | | | | |
| <i>County Court at Law (3)</i> | | | | | | | |
| <i>County Clerk (1)</i> | | | | | | | |
| <i>Sheriff (5)</i> | | | | | | | |
| <i>Jail (7)</i> | | | | | | | |
| MAINTENANCE | | | | | | | |
| (4) A/C's | \$ 20,000 | | | | | | |
| CONSTABLE PCT.1 | | | | | | | |
| Vehicle | \$ 4,000 | | | | | | |
| CONSTABLE PCT.2 | | | | | | | |
| Vehicle | \$ 4,000 | | | | | | |
| Portable Radio | \$ 800 | | | | | | |
| Vest | \$ 1,000 | | | | | | |
| CONSTABLE PCT.3 | | | | | | | |
| Vehicle | \$ 4,000 | | | | | | |
| CONSTABLE PCT.4 | | | | | | | |
| Vehicle | \$ 4,000 | | | | | | |
| CONSTABLE PCT.5 | | | | | | | |
| (2) Vehicles | \$ 8,000 | | | | | | |
| SHERIFF | | | | | | | |
| (3) Vehicles | \$ 88,000 | | | | | | |
| Express Van | \$ 26,468 | | | | | | |
| Vehicle Striping | \$ 4,000 | | | | | | |
| Vehicle Partitions | \$ 2,623 | | | | | | |
| Sirens | \$ 1,850 | | | | | | |
| (6) Visor Lights | \$ 1,188 | | | | | | |
| (3) Wig Wag | \$ 180 | | | | | | |
| (4) Vertical Weapon System | \$ 1,560 | | | | | | |
| (4) Equipment Boxes | \$ 1,320 | | | | | | |
| (8) Pearl Recorders | \$ 632 | | | | | | |
| (5) Flashlights | \$ 445 | | | | | | |
| 20' Container - Evid. Room | \$ 2,350 | | | | | | |
| Camo Clothes | \$ 560 | | | | | | |
| Shooting Sticks | \$ 339 | | | | | | |
| (7) Surveillance Microphones | \$ 350 | | | | | | |
| Paint & Carpet | \$ 8,000 | | | | | | |
| JUVENILE PROBATION | | | | | | | |
| (2) PC's | \$ 4,500 | | | | | | |
| CRIMINAL DETENTION | | | | | | | |
| Planetary Mixer | \$ 2,200 | | | | | | |
| Microwave | \$ 1,261 | | | | | | |

BUDGETED EXPENDITURES
For the 2013-2014 Fiscal Year

| EQUIPMENT | GENERAL FUND | CO. REC. ARCH. FUND | TECH. FUND | R&B FUND | PERM. IMP. FUND | DIST. CLK. REC.MGT. | CO. CLK. REC. MGT. | | | | | | | |
|----------------------------------|---------------------|----------------------------|-------------------|---------------------|------------------------|----------------------------|---------------------------|----------------|-----------|----------|-----------|----------|-----------|---------------|
| CRIMINAL DETENTION, CONT. | | | | | | | | | | | | | | |
| Metal Cart | \$ | 1,038 | | | | | | | | | | | | |
| Conveyor Toaster | \$ | 878 | | | | | | | | | | | | |
| (2) Freezer Mats | \$ | 654 | | | | | | | | | | | | |
| (4) Grease Proof Mats | \$ | 596 | | | | | | | | | | | | |
| (5) Damascus Shin Guards | \$ | 240 | | | | | | | | | | | | |
| (5) Damascus Forearm Prot | \$ | 250 | | | | | | | | | | | | |
| Riot Helmet | \$ | 119 | | | | | | | | | | | | |
| (5) Tactical Goggles | \$ | 125 | | | | | | | | | | | | |
| (2) LED Portable Spotlights | \$ | 140 | | | | | | | | | | | | |
| (1) Under Carriage Mirrors | \$ | 109 | | | | | | | | | | | | |
| Stove | \$ | 7,000 | | | | | | | | | | | | |
| EMERGENCY MANAGEMENT | | | | | | | | | | | | | | |
| Vehicle Light Package | \$ | 2,400 | | | | | | | | | | | | |
| Mini Projector | \$ | 500 | | | | | | | | | | | | |
| ADULT PROBATION | | | | | | | | | | | | | | |
| Carpet | \$ | 1,800 | | | | | | | | | | | | |
| Chairs | \$ | 1,200 | | | | | | | | | | | | |
| Paint for Doors | \$ | 600 | | | | | | | | | | | | |
| INDIGENT HEALTH CARE | | | | | | | | | | | | | | |
| Chair | \$ | 200 | | | | | | | | | | | | |
| Phone | \$ | 200 | | | | | | | | | | | | |
| Printer | \$ | 200 | | | | | | | | | | | | |
| VETERANS OFFICE | | | | | | | | | | | | | | |
| (3) Window Coverings | \$ | 1,500 | | | | | | | | | | | | |
| (2) Locking File Cabinets | \$ | 550 | | | | | | | | | | | | |
| (2) Storage Cabinets | \$ | 1,500 | | | | | | | | | | | | |
| EXTENSION SERVICE | | | | | | | | | | | | | | |
| Projector | \$ | 300 | | | | | | | | | | | | |
| Computer | \$ | 550 | | | | | | | | | | | | |
| PRECINCT TWO | | | | | | | | | | | | | | |
| Loader | | | | \$ | 80,000 | | | | | | | | | |
| PRECINCT THREE | | | | | | | | | | | | | | |
| Truck | | | | \$ | 36,000 | | | | | | | | | |
| Trailer | | | | \$ | 2,500 | | | | | | | | | |
| Shredder | | | | \$ | 14,000 | | | | | | | | | |
| PRECINCT FOUR | | | | | | | | | | | | | | |
| Mower | | | | \$ | 14,000 | | | | | | | | | |
| Dozer | | | | \$ | 27,500 | | | | | | | | | |
| Used Truck | | | | \$ | 14,500 | | | | | | | | | |
| Used Dump Truck | | | | \$ | 14,000 | | | | | | | | | |
| Motorgrader | | | | \$ | 245,000 | | | | | | | | | |
| TOTALS | \$ | 318,841 | \$ | - | \$ | 11,100 | \$ | 447,500 | \$ | - | \$ | - | \$ | 10,000 |