

Cumulative Results Report**Mills County, Texas****Official Results**

10-2-2021 Election

Constitutional Amendment Election / Bond Election**Registered Voters**

552 of 3613 = 15.28%

Precincts Reporting

7 of 7 = 100.00%

Run Time 10:54 AM
Run Date 11/08/2021

11/2/2021

Page 1

STATE OF TEXAS PROPOSITION 1

Choice	Party	Absentee Voting		Early Voting		Election Day Voting		Total	
For		6	100.00%	159	83.68%	303	85.84%	468	85.25%
Against		0	0.00%	31	16.32%	50	14.16%	81	14.75%
Cast Votes:		6	100.00%	190	100.00%	353	100.00%	549	100.00%
Undervotes:		0		0		3		3	
Overvotes:		0		0		0		0	
Rejected write-in votes:		0		0		0		0	
Unresolved write-in votes:		0		0		0		0	

STATE OF TEXAS PROPOSITION 2

Choice	Party	Absentee Voting		Early Voting		Election Day Voting		Total	
For		6	100.00%	99	52.66%	170	48.16%	275	50.27%
Against		0	0.00%	89	47.34%	183	51.84%	272	49.73%
Cast Votes:		6	100.00%	188	100.00%	353	100.00%	547	100.00%
Undervotes:		0		2		3		5	
Overvotes:		0		0		0		0	
Rejected write-in votes:		0		0		0		0	
Unresolved write-in votes:		0		0		0		0	

STATE OF TEXAS PROPOSITION 3

Choice	Party	Absentee Voting		Early Voting		Election Day Voting		Total	
For		2	33.33%	168	88.42%	296	83.85%	466	84.88%
Against		4	66.67%	22	11.58%	57	16.15%	83	15.12%
Cast Votes:		6	100.00%	190	100.00%	353	100.00%	549	100.00%
Undervotes:		0		0		3		3	
Overvotes:		0		0		0		0	
Rejected write-in votes:		0		0		0		0	
Unresolved write-in votes:		0		0		0		0	

Cumulative Results Report**Mills County, Texas****Official Results**

10-2-2021 Election

Constitutional Amendment Election / Bond Election**Registered Voters**

552 of 3613 = 15.28%

Precincts Reporting

7 of 7 = 100.00%

Run Time 10:54 AM
Run Date 11/03/2021

11/2/2021

Page 2

STATE OF TEXAS PROPOSITION 4

Choice	Party	Absentee Voting		Early Voting		Election Day Voting		Total	
For		2	33.33%	141	74.60%	213	62.28%	356	66.29%
Against		4	66.67%	48	25.40%	129	37.72%	181	33.71%
Cast Votes:		6	100.00%	189	100.00%	342	100.00%	537	100.00%
Undervotes:		0		1		14		15	
Overvotes:		0		0		0		0	
Rejected write-in votes:		0		0		0		0	
Unresolved write-in votes:		0		0		0		0	

STATE OF TEXAS PROPOSITION 5

Choice	Party	Absentee Voting		Early Voting		Election Day Voting		Total	
For		3	50.00%	142	75.94%	208	60.64%	353	65.86%
Against		3	50.00%	45	24.06%	135	39.36%	183	34.14%
Cast Votes:		6	100.00%	187	100.00%	343	100.00%	536	100.00%
Undervotes:		0		3		13		16	
Overvotes:		0		0		0		0	
Rejected write-in votes:		0		0		0		0	
Unresolved write-in votes:		0		0		0		0	

STATE OF TEXAS PROPOSITION 6

Choice	Party	Absentee Voting		Early Voting		Election Day Voting		Total	
For		6	100.00%	178	93.68%	308	88.51%	492	90.44%
Against		0	0.00%	12	6.32%	40	11.49%	52	9.56%
Cast Votes:		6	100.00%	190	100.00%	348	100.00%	544	100.00%
Undervotes:		0		0		8		8	
Overvotes:		0		0		0		0	
Rejected write-in votes:		0		0		0		0	
Unresolved write-in votes:		0		0		0		0	

Cumulative Results Report**Mills County, Texas****Official Results**

10-2-2021 Election

Constitutional Amendment Election / Bond Election**Registered Voters**

552 of 3613 = 15.28%

Precincts Reporting

7 of 7 = 100.00%

Run Time 10:54 AM
Run Date 11/03/2021

11/2/2021

Page 3

STATE OF TEXAS PROPOSITION 7

Choice	Party	Absentee Voting		Early Voting		Election Day Voting		Total	
For		6	100.00%	166	87.37%	328	92.92%	500	91.07%
Against		0	0.00%	24	12.63%	25	7.08%	49	8.93%
Cast Votes:		6	100.00%	190	100.00%	353	100.00%	549	100.00%
Undervotes:		0		0		3		3	
Overvotes:		0		0		0		0	
Rejected write-in votes:		0		0		0		0	
Unresolved write in votes:		0		0		0		0	

STATE OF TEXAS PROPOSITION 8

Choice	Party	Absentee Voting		Early Voting		Election Day Voting		Total	
For		6	100.00%	171	90.00%	325	92.07%	502	91.44%
Against		0	0.00%	19	10.00%	28	7.93%	47	8.56%
Cast Votes:		6	100.00%	190	100.00%	353	100.00%	549	100.00%
Undervotes:		0		0		3		3	
Overvotes:		0		0		0		0	
Rejected write-in votes:		0		0		0		0	
Unresolved write-in votes:		0		0		0		0	

PRIDDY INDEPENDENT SCHOOL DISTRICT PROPOSITION A

Choice	Party	Absentee Voting		Early Voting		Election Day Voting		Total	
FOR		0	0.00%	6	35.29%	48	59.26%	54	55.10%
AGAINST		0	0.00%	11	64.71%	33	40.74%	44	44.90%
Cast Votes:		0	0.00%	17	100.00%	81	100.00%	98	100.00%
Undervotes:		0		0		0		0	
Overvotes:		0		0		0		0	
Rejected write-in votes:		0		0		0		0	
Unresolved write-in votes:		0		0		0		0	

*** End of report ***

Canvass Results Report

10-2-2021 Election

Run Time

10:54 AM

Run Date

11/08/2021

Mills County, Texas

Constitutional Amendment Election / Bond Election

11/2/2021

Page 1

Official Results

Registered Voters

552 of 3613 = 15.28%

Precincts Reporting

7 of 7 = 100.00%

STATE OF TEXAS PROPOSITION 1

Precinct	For	Against	Cast Votes	Undervotes	Overvotes	Rejected write-in votes	Unresolved write-in votes	Absentee Voting Ballots Cast	Early Voting Ballots Cast	Election Day Voting Ballots Cast	Total Ballots Cast	Registered Voters	Turnout Percentage
1	130	15	145	1	0	0	0	3	66	77	146	921	15.85%
2	44	13	57	0	0	0	0	0	24	33	57	492	11.59%
4	57	9	66	1	0	0	0	2	26	39	67	329	20.36%
6	81	15	96	1	0	0	0	0	15	82	97	509	19.06%
8	77	18	95	0	0	0	0	1	24	70	95	566	16.78%
9	57	6	63	0	0	0	0	0	30	33	63	637	9.89%
11	22	5	27	0	0	0	0	0	5	22	27	159	16.98%
Totals	468	81	549	3	0	0	0	6	190	356	552	3,613	15.28%

Canvass Results Report

10-2-2021 Election

Run Time 10:54 AM

Run Date 11/08/2021

Mills County, Texas

Constitutional Amendment Election / Bond Election

11/2/2021

Page 2

Official Results

Registered Voters

552 of 3613 = 15.28%

Precincts Reporting

7 of 7 = 100.00%

STATE OF TEXAS PROPOSITION 2

Precinct	For	Against	Cast Votes	Undervotes	Overvotes	Rejected write-in votes	Unresolved write-in votes	Absentee Voting Ballots Cast	Early Voting Ballots Cast	Election Day Voting Ballots Cast	Total Ballots Cast	Registered Voters	Turnout Percentage
1	75	71	146	0	0	0	0	3	66	77	146	921	15.85%
2	34	23	57	0	0	0	0	0	24	33	57	492	11.59%
4	22	42	64	3	0	0	0	2	26	39	67	329	20.36%
6	53	44	97	0	0	0	0	0	15	82	97	509	19.06%
8	39	55	94	1	0	0	0	1	24	70	95	566	16.78%
9	40	22	62	1	0	0	0	0	30	33	63	637	9.89%
11	12	15	27	0	0	0	0	0	5	22	27	159	16.98%
Totals	275	272	547	5	0	0	0	6	190	356	552	3,613	15.28%

Canvass Results Report

10-2-2021 Election

Run Time 10:54 AM

Run Date 11/08/2021

Mills County, Texas

Constitutional Amendment Election / Bond Election

11/2/2021

Page 3

Official Results

Registered Voters

552 of 3613 = 15.28%

Precincts Reporting

7 of 7 = 100.00%

STATE OF TEXAS PROPOSITION 3

Precinct	For	Against	Cast Votes	Undervotes	Overvotes	Rejected write-in votes	Unresolved write-in votes	Absentee Voting Ballots Cast	Early Voting Ballots Cast	Election Day Voting Ballots Cast	Total Ballots Cast	Registered Voters	Turnout Percentage
1	129	17	146	0	0	0	0	3	66	77	146	921	15.85%
2	50	6	56	1	0	0	0	0	24	33	57	492	11.59%
4	54	12	66	1	0	0	0	2	26	39	67	329	20.36%
6	76	20	96	1	0	0	0	0	15	82	97	509	19.06%
8	82	13	95	0	0	0	0	1	24	73	95	566	16.78%
9	54	9	63	0	0	0	0	0	30	33	63	637	9.89%
11	21	6	27	0	0	0	0	0	5	22	27	159	16.98%
Totals	466	83	549	3	0	0	0	5	190	356	552	3,613	15.28%

Canvass Results Report

Mills County, Texas

Official Results

10-2-2021 Election

Constitutional Amendment Election / Bond Election

Registered Voters

552 of 3613 = 15.28%

Precincts Reporting

7 of 7 = 100.00%

Run Time 10:54 AM

11/2/2021

Run Date

Page 4

STATE OF TEXAS PROPOSITION 4

Precinct	For	Against	Cast Votes	Undervotes	Overvotes	Rejected write-in votes	Unresolved write-in votes	Absentee Voting Ballots Cast	Early Voting Ballots Cast	Election Day Voting Ballots Cast	Total Ballots Cast	Registered Voters	Turnout Percentage
1	89	56	145	1	0	0	0	3	66	77	146	921	15.35%
2	38	17	55	2	0	0	0	0	24	33	57	492	11.59%
4	36	24	60	7	0	0	0	2	26	39	67	329	20.36%
6	69	25	94	3	0	0	0	0	15	82	97	509	19.06%
8	62	32	94	1	0	0	0	1	24	70	95	566	16.78%
9	47	15	62	1	0	0	0	0	30	33	63	637	9.89%
11	15	12	27	0	0	0	0	0	5	22	27	159	16.98%
Totals	356	181	537	15	0	0	0	6	190	356	552	3,613	15.28%

Canvass Results Report

10-2-2021 Election

Run Time 10:54 AM

Run Date 11/08/2021

Mills County, Texas

Constitutional Amendment Election / Bond Election

11/2/2021

Page 5

Official Results

Registered Voters

552 of 3613 = 15.28%

Precincts Reporting

7 of 7 = 100.00%

STATE OF TEXAS PROPOSITION 5

Precinct	For	Against	Cast Votes	Undervotes	Overvotes	Rejected write-in votes	Unresolved write-in votes	Absentee Voting Ballots Cast	Early Voting Ballots Cast	Election Day Voting Ballots Cast	Total Ballots Cast	Registered Voters	Turnout Percentage
1	90	54	144	2	0	0	0	3	66	77	146	921	15.35%
2	36	20	56	1	0	0	0	0	24	33	57	492	11.59%
4	41	20	61	6	0	0	0	2	26	39	67	329	20.36%
6	68	25	93	4	0	0	0	0	15	82	97	509	19.06%
8	57	36	93	2	0	0	0	1	24	70	95	566	16.78%
9	46	16	62	1	0	0	0	0	30	33	63	637	9.39%
11	15	12	27	0	0	0	0	0	5	22	27	159	16.98%
Totals	353	183	536	16	0	0	0	6	190	356	552	3,613	15.28%

Canvass Results Report

10-2-2021 Election

Run Time 10:54 AM
Run Date 11/08/2021

Mills County, Texas

Constitutional Amendment Election / Bond Election

11/2/2021

Page 6

Official Results

Registered Voters
552 of 3613 = 15.28%
Precincts Reporting
7 of 7 = 100.00%

STATE OF TEXAS PROPOSITION 6

Precinct	For	Against	Cast Votes	Undervotes	Overvotes	Rejected write-in votes	Unresolved write-in votes	Absentee Voting Ballots Cast	Early Voting Ballots Cast	Election Day Voting Ballots Cast	Total Ballots Cast	Registered Voters	Turnout Percentage
1	136	9	145	1	0	0	0	3	66	77	146	921	15.35%
2	52	5	57	0	0	0	0	0	24	33	57	492	11.59%
4	55	8	63	4	0	0	0	2	26	39	67	329	20.36%
6	85	9	94	3	0	0	0	0	15	82	97	509	19.06%
8	84	11	95	0	0	0	0	1	24	70	95	566	16.78%
9	56	7	63	0	0	0	0	0	30	33	63	637	9.39%
11	24	3	27	0	0	0	0	0	5	22	27	159	16.38%
Totals	492	52	544	8	0	0	0	6	190	356	552	3,613	15.28%

Canvass Results Report

Mills County, Texas

10-2-2021 Election

Constitutional Amendment Election / Bond Election

Run Time 10:54 AM

11/2/2021

Run Date 11/08/2021

Page 7

Official Results

Registered Voters

552 of 3613 = 15.28%

Precincts Reporting

7 of 7 = 100.00%

STATE OF TEXAS PROPOSITION 7

Precinct	For	Against	Cast Votes	Undervotes	Overvotes	Rejected write-in votes	Unresolved write-in votes	Absentee Voting Ballots Cast	Early Voting Ballots Cast	Election Day Voting Ballots Cast	Total Ballots Cast	Registered Voters	Turnout Percentage
1	136	10	146	0	0	0	0	3	66	77	146	921	15.85%
2	49	8	57	0	0	0	0	0	24	33	57	492	11.59%
4	54	10	64	3	0	0	0	2	26	39	67	329	20.36%
6	91	6	97	0	0	0	0	0	15	82	97	509	19.06%
8	86	9	95	0	0	0	0	1	24	73	95	566	16.78%
9	59	4	63	0	0	0	0	0	30	33	63	637	9.89%
11	25	2	27	0	0	0	0	0	5	22	27	159	16.98%
Totals	500	49	549	3	0	0	0	6	190	356	552	3,613	15.28%

Canvass Results Report

Mills County, Texas

10-2-2021 Election

Constitutional Amendment Election / Bond Election

Run Time 10:54 AM

11/2/2021

Run Date

Page 8

Official Results

Registered Voters

552 of 3613 = 15.28%

Precincts Reporting

7 of 7 = 100.00%

STATE OF TEXAS PROPOSITION 8

Precinct	For	Against	Cast Votes	Undervotes	Overvotes	Rejected write-in votes	Unresolved write-in votes	Absentee Voting Ballots Cast	Early Voting Ballots Cast	Election Day Voting Ballots Cast	Total Ballots Cast	Registered Voters	Turnout Percentage
1	138	8	146	0	0	0	0	3	66	77	146	921	15.35%
2	52	5	57	0	0	0	0	0	24	33	57	492	11.59%
4	54	11	65	2	0	0	0	2	26	39	67	329	20.36%
6	87	9	96	1	0	0	0	0	15	82	97	509	19.06%
8	86	9	95	0	0	0	0	1	24	70	95	566	16.78%
9	61	2	63	0	0	0	0	0	30	33	63	637	9.39%
11	24	3	27	0	0	0	0	0	5	22	27	159	16.38%
Totals	502	47	549	3	0	0	0	6	190	356	552	3,613	15.28%

Canvass Results Report

10-2-2021 Election

Run Time

10:54 AM

Run Date

11/08/2021

Mills County, Texas

Constitutional Amendment Election / Bond Election

11/2/2021

Page 9

Official Results

Registered Voters

552 of 36113 = 15.28%

Precincts Reporting

7 of 7 = 100.00%

PRIDDY INDEPENDENT SCHOOL DISTRICT PROPOSITION A

Precinct	FOR	AGAINST	Cast Votes	Undervotes	Overvotes	Rejected write-in votes	Unresolved write-in votes	Absentee Voting Ballots Cast	Early Voting Ballots Cast	Election Day Voting Ballots Cast	Total Ballots Cast	Registered Voters	Turnout Percentage
2	0	0	0	0	0	0	0	0	0	0	0	3	0.00%
6	54	42	96	0	0	0	0	0	15	81	96	251	38.25%
8	0	2	2	0	0	0	0	0	2	0	2	8	25.00%
Totals	54	44	98	0	0	0	0	0	17	81	98	262	37.40%

Canvass Results Report

10-2-2021 Election

Run Time 10:54 AM

Run Date 11/08/2021

Mills County, Texas

Constitutional Amendment Election / Bond Election

11/2/2021

Page 10

Official Results

Registered Voters

552 of 3613 = 15.28%

Precincts Reporting

7 of 7 = 100.00%

*** End of report ***

Texas Secretary of State

Canvass Report

2021 NOVEMBER 2ND CONSTITUTIONAL AMEND.

November 02, 2021

MILLS

Total # of Voters Voted: 552

Provisional Votes Cast: 0

Votes

PROPOSITION 1 (HJR 143)

THE CONSTITUTIONAL AMENDMENT AUTHORIZING THE PROFESSIONAL SPORTS TEAM CHARITABLE FOUNDATIONS OF ORGANIZATIONS SANCTIONED BY THE PROFESSIONAL RODEO COWBOYS ASSOCIATION OR THE WOMEN'S PROFESSIONAL RODEO ASSOCIATION TO CONDUCT CHARITABLE RAFFLES AT RODEO VENUES.

For 468

Against 81

I, SONYA SCOTT, MILLS County County Clerk+Enr (Senior) do hereby certify the returns as shown on the official canvass statement are true and correct as certified by the MILLS County Commissioners Court.

Sonya Scott
Signature

11-9-21
Date



Texas Secretary of State

Canvass Report

2021 NOVEMBER 2ND CONSTITUTIONAL AMEND.

November 02, 2021

MILLS

Total # of Voters Voted: 552

Provisional Votes Cast: 0

Votes

PROPOSITION 2 (HJR 99)

THE CONSTITUTIONAL AMENDMENT AUTHORIZING A COUNTY TO FINANCE THE DEVELOPMENT OR REDEVELOPMENT OF TRANSPORTATION OR INFRASTRUCTURE IN UNPRODUCTIVE, UNDERDEVELOPED, OR BLIGHTED AREAS IN THE COUNTY.


For 275

Against 272

I, SONYA SCOTT, MILLS County County Clerk+Enr (Senior) do hereby certify the returns as shown on the official canvass statement are true and correct as certified by the MILLS County Commissioners Court.

Sonya Scott
Signature

11-9-21
Date



Texas Secretary of State

Canvass Report

2021 NOVEMBER 2ND CONSTITUTIONAL AMEND.

November 02, 2021

MILLS

Total # of Voters Voted: 552

Provisional Votes Cast: 0

Votes

PROPOSITION 3 (SJR 27)

THE CONSTITUTIONAL AMENDMENT TO PROHIBIT THIS STATE OR A POLITICAL SUBDIVISION OF THIS STATE FROM PROHIBITING OR LIMITING RELIGIOUS SERVICES OF RELIGIOUS ORGANIZATIONS.


For 466

Against 83

I, SONYA SCOTT, MILLS County County Clerk+Enr (Senior) do hereby certify the returns as shown on the official canvass statement are true and correct as certified by the MILLS County Commissioners Court.

Sonya Scott
Signature

11-9-21
Date



Texas Secretary of State

Canvass Report

2021 NOVEMBER 2ND CONSTITUTIONAL AMEND.

November 02, 2021

MILLS

Total # of Voters Voted: 552

Provisional Votes Cast: 0

Votes

PROPOSITION 4 (SJR 47)

THE CONSTITUTIONAL AMENDMENT CHANGING THE ELIGIBILITY REQUIREMENTS FOR A JUSTICE OF THE SUPREME COURT, A JUDGE OF THE COURT OF CRIMINAL APPEALS, A JUSTICE OF A COURT OF APPEALS, AND A DISTRICT JUDGE.


For 356

Against 181

I, SONYA SCOTT, MILLS County County Clerk+Enr (Senior) do hereby certify the returns as shown on the official canvass statement are true and correct as certified by the MILLS County Commissioners Court.

Sonya Scott
Signature

11-9-21
Date



Texas Secretary of State

Canvass Report

2021 NOVEMBER 2ND CONSTITUTIONAL AMEND.

November 02, 2021

MILLS

Total # of Voters Voted: 552

Provisional Votes Cast: 0

Votes

PROPOSITION 5 (HJR 165)

THE CONSTITUTIONAL AMENDMENT PROVIDING ADDITIONAL POWERS TO THE STATE COMMISSION ON JUDICIAL CONDUCT WITH RESPECT TO CANDIDATES FOR JUDICIAL OFFICE.

For 353

Against 183

I, SONYA SCOTT, MILLS County County Clerk+Enr (Senior) do hereby certify the returns as shown on the official canvass statement are true and correct as certified by the MILLS County Commissioners Court.


Signature

11-9-21
Date



Texas Secretary of State

Canvass Report

2021 NOVEMBER 2ND CONSTITUTIONAL AMEND.

November 02, 2021

MILLS

Total # of Voters Voted: 552

Provisional Votes Cast: 0

Votes

PROPOSITION 6 (SJR 19)

THE CONSTITUTIONAL AMENDMENT ESTABLISHING A RIGHT FOR RESIDENTS OF CERTAIN FACILITIES TO DESIGNATE AN ESSENTIAL CAREGIVER FOR IN-PERSON VISITATION.


For 492

Against 52

I, SONYA SCOTT, MILLS County County Clerk+Enr (Senior) do hereby certify the returns as shown on the official canvass statement are true and correct as certified by the MILLS County Commissioners Court.

Sonya Scott
Signature

11-9-21
Date



Texas Secretary of State

Canvass Report

2021 NOVEMBER 2ND CONSTITUTIONAL AMEND.

November 02, 2021

MILLS

Total # of Voters Voted: 552

Provisional Votes Cast: 0

Votes

PROPOSITION 7 (HJR 125)

THE CONSTITUTIONAL AMENDMENT TO ALLOW THE SURVIVING SPOUSE OF A PERSON WHO IS DISABLED TO RECEIVE A LIMITATION ON THE SCHOOL DISTRICT AD VALOREM TAXES ON THE SPOUSE'S RESIDENCE HOMESTEAD IF THE SPOUSE IS 55 YEARS OF AGE OR OLDER AT THE TIME OF THE PERSON'S DEATH.

For 500

Against 49

I, SONYA SCOTT, MILLS County County Clerk+Enr (Senior) do hereby certify the returns as shown on the official canvass statement are true and correct as certified by the MILLS County Commissioners Court.

Sonya Scott
Signature

11-9-21
Date



Texas Secretary of State

Canvass Report

2021 NOVEMBER 2ND CONSTITUTIONAL AMEND.

November 02, 2021

MILLS

Total # of Voters Voted: 552

Provisional Votes Cast: 0

Votes


PROPOSITION 8 (SJR 35)

THE CONSTITUTIONAL AMENDMENT AUTHORIZING THE LEGISLATURE TO PROVIDE FOR AN EXEMPTION FROM AD VALOREM TAXATION OF ALL OR PART OF THE MARKET VALUE OF THE RESIDENCE HOMESTEAD OF THE SURVIVING SPOUSE OF A MEMBER OF THE ARMED SERVICES OF THE UNITED STATES WHO IS KILLED OR FATALLY INJURED IN THE LINE OF DUTY.

For 502

Against 47

I, SONYA SCOTT, MILLS County County Clerk+Enr (Senior) do hereby certify the returns as shown on the official canvass statement are true and correct as certified by the MILLS County Commissioners Court.


Signature

11-9-21
Date

