

360

MATAGORDA CO COURTHOUSE

MAKE CHECK
PAYABLE TO:BAY CITY GAS
P O BOX 1603
BAY CITY TX 77404-1603

SERVICE ADDRESS

JUL 29 2025 1700 7TH ST

ACCOUNT NUMBER

36061-2530980000/8-30

SERVICE
PERIOD

FROM

05/30/25

TO

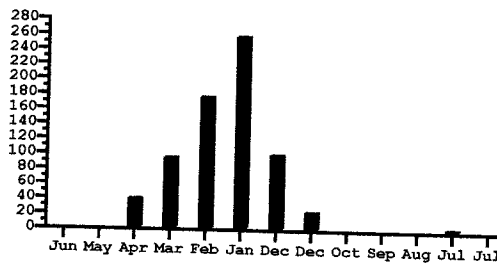
06/30/25

BILLING DATE

07/07/25

READ DATE(G)
METER NUM.
PRES. READ
PREV. READ
TOTAL CCF06/30/25
11808
70742
✓ 70742
0

TOTAL CCF



DESCRIPTION

AMOUNT

PAST DUE

paid 6/30/25
ck. # 120241

35.83

BASIC SERVICE

19.00

THIS MONTH

19.00

Approved
County Auditor
SK LP

TOTAL NOW DUE

19.00 54.83

PENALTY AMOUNT

PAY THIS AMOUNT AFTER

0.00

07/20/2025
54.83

3642

MATAGORDA CO COURTHOUSE

MESSAGES

Accounts with unpaid balances after the 20th may be assessed a \$45.00 fee and scheduled for disconnection. If disconnected, customers must come to the gas company office at 1100 6th to have service restored. Online payments will not restore service.

***** DUE DATE 07-20-25 *****

EMERGENCIES & AFTER HOURS CALL: 979-245-2311

Gas appliances should operate with a BLUE FLAME (not yellow).

Have your appliances checked annually.

More safety information at www.baycitygas.com or at 979-245-2327

TELEPHONE PAYMENT only at 1-877-273-3169.

ATTENTION: It may take up to 3 business days to process online payments.

AVR Inc

We encourage you to share this safety information with those in your households and businesses.

- Safety information may be found here on your bill, also on the front of your bill, at www.baycitygas.com, or by contacting our office at 979.245.2327
- BAY CITY GAS COMPANY transports natural gas to homes and businesses in Bay City through a modern and highly reliable system of underground pipelines, which is routinely checked for leaks.
- Natural gas is colorless, odorless, non-toxic and lighter than air. Natural gas can be highly combustible or explosive in certain concentrations, so it is odorized with a smell similar to rotten eggs in order to make it detectible.
- Leaks can be dangerous so detecting and reporting a leak is very important. A gas odor will be the best indicator, and other signs may include dead vegetation, blowing dirt, bubbles in wet ground, or a hissing sound.
- **If you detect the smell of gas within your home or business, do NOT operate any electrical devices – including wall switches, phones or flashlights. Leave the premises and call Bay City Gas Company at 979.245.2311 or 911. These calls receive priority 24/7, as we work to protect life, public safety, the environment, and property.**
- ANY DIGGING activity – landscaping, fencing, mailboxes, flag poles, and plumbing repairs – could possibly damage the lines. Underground Damage Prevention Rules, Chapter 18 under Title 16 of the Texas Administrative Code, specify appropriate steps to be taken BEFORE digging, including calling the One Call Center (811) at least 48 hours PRIOR to digging.
- CALL BEFORE YOU DIG! 811. WAIT for the lines to be marked, respect those marks, and then dig with care. Federal Law requires that all damages to underground pipelines must be reported IMMEDIATELY to the pipeline operator (Bay City Gas Co) and to the Texas Railroad Commission (online at www.rrc.state.tx.us).
- If you witness damage to pipelines, observe a threat to a pipeline, or see suspicious activity near a pipeline or gas facility, call 911 or Bay City Gas at 979.245.2311.
- Bay City Gas Company places pipeline markers at locations as required by law. These markers DO NOT mark all of our lines, they indicate the APPROXIMATE location only, and have our name and phone number on them. In addition to pipelines, we have above ground facilities such as substations and gas meters and regulators. Public access to maps is also available at www.npms.phmsa.dot.gov. These maps contain approximate positions of pipelines, what products they carry, and owner/operator details.
- **Bay City Gas Company** is audited annually by The Railroad Commission of Texas, which maintains records of safety compliance at <https://www.rrc.state.tx.us/oil-gas/compliance-enforcement/>



CenterPointEnergy.com

CUSTOMER
MATAGORDA COUNTY

SERVICE ADDRESS
734 Fm 616, Blessing, TX 77419

2254 Juv
JUL 30 2025

ACCOUNT NUMBER
13841938-7
DATE DUE
7-19-25
DATE MAILED
Jul 24, 2025

Page 1 of 4
Aug 08, 2025
AMOUNT DUE
\$ 80.15

Blessing Comm Center - gas

Gas leak or emergency
Leave immediately, then call
800-752-8036, 24 hours a day

Customer service
800-427-7142 toll-free
Monday - Friday, 7 am - 7 pm

Call before you dig
Call 811
24 hours a day

Comments
PO Box 2628
Houston, TX 77252-2628

To report gas leaks, carbon monoxide and other gas emergencies, please call 800-752-8036. We appreciate your understanding that billing inquiries cannot be answered on this line.

Pay your next bill without lifting a finger. To enroll in AutoPay, just sign and date the back of your bill stub and return to us with a check for your payment amount. It's that easy!

ACCOUNT SUMMARY

Previous gas amount due	\$ 99.86
Payment Jul 14, 2025	- 99.86
Current gas charges (Details on page 2)	+ 80.15
Total amount due	\$ 80.15

Approved
County Auditor

RECEIVED
JUL 28 2025

Code:
010-54410-615 K.H.
Blessing C.C.

BY: DR.....

How to pay your bill

Online
Visit: CenterPointEnergy.com/paybill
Pay immediately, schedule a payment or set up automatic monthly payments.

Phone
Call 800-427-7142 and make a payment using your checking or savings account, or by debit or credit card.

In person
To find a payment location, visit: CenterPointEnergy.com/paybill or call 800-427-7142.

Mail
Return the payment stub below, with your check or money order, using the return envelope.

Please keep this portion for your records.

Please return this portion with your payment. Please do not include letters or notes.



ACCOUNT NUMBER 13841938-7

Enroll in AutoPay today. See form on the back of this stub.

DATE DUE	Aug 08, 2025
AMOUNT DUE	\$ 80.15

Write account number on check and make payable to CenterPoint Energy.

\$ 80.15

Please enter amount of your payment

When you provide a check as payment, you authorize us either to use information from your check to make a one-time electronic funds transfer from your bank account or to process the payment as a check transaction.



CENTERPOINT ENERGY
PO BOX 4981
HOUSTON TX 77210-4981

MATAGORDA COUNTY
2200 7TH ST RM 208
BAY CITY, TX 77414-5254



0700282960355

008200001384193876000000080150000000801510

CUSTOMER
MATAGORDA COUNTY

SERVICE ADDRESS
734 Fm 616, Blessing, TX 77419

ACCOUNT NUMBER
13841938-7
DATE MAILED
Jul 24, 2025

Page 2 of 4
DATE DUE Aug 08, 2025
AMOUNT DUE \$ 80.15

DEFINITIONS

CCF 1 CCF = 100 cubic feet of gas. This is how we measure your monthly usage.

Customer charge and base amount. Covers fixed costs for reading meters, issuing bills, maintaining facilities and gas lines, postage, etc. These costs occur even if you do not use gas during a billing period.

Gas Cost Adjustment (GCA) is the cost CenterPoint Energy pays for the gas it delivers to its customers.

Storage inventory charge allows the Company the opportunity to recover the regulated carrying cost of its investment in storage.

Tax act 2022 reflects a charge or a credit related to impacts of the Inflation Reduction Act such as the cost of deferred tax assets and income tax credits.

Reimbursement of local franchise fee is a fee paid to the city for the company's use of right-of-way in streets and alleys.

Reimbursement of state gross receipts tax is a tax imposed by the State of Texas on each utility company located in an incorporated city having a population of more than 1,000.

For a more detailed description of each of the terms used on your bill, please visit CenterPointEnergy.com/definitions or call Customer Support at 800-427-7142.

Current gas charges

Meter Number 9622402409953
Day Billing Period 30

Rate: GSS-2099-U-GRIP 2025@14.95 Pressure Base

Billing Period	Current Reading	Previous Reading	Total	x Combined pressure factor	= Usage
06/18/25 - 07/18/25	62	44	18	1.14020	21 CCF
Customer charge					\$53.12
Storage inventory charge					0.06
Base amount					3.28
Gas cost adjustment					16.92
Tax act 2022					1.93
Case No. OS-24-00016343 Rate case surcharge					0.27
State sales tax					4.57
Total current charges					\$ 80.15

The customer charge includes the current GRIP surcharge of \$5.12.

Your account, managed your way

Sign up at CenterPointEnergy.com/myaccount

- **24/7 online account access.** View and/or pay your bill, view usage history, sign up for account services and much more.

- **Go paperless.** Receive an email when your bill is ready to view and pay. Get convenience, get rid of clutter.

- **Pay automatically.** Set up AutoPay by signing and returning the form below with your check payment. It's that easy!

- **Even out the highs and lows of your monthly bills.** Enroll in Average Monthly Billing and spread your natural gas costs throughout the year.

- **Get bill reminders.** Choose text or email, up to five days before your bill is due.

- **Other services.** Report a payment made at a payment location, set up a payment extension and much more. View options from your online account or visit CenterPointEnergy.com/selfservice if you'd prefer not to register.

- **Moving?** Please call us at 800-427-7142 at least two weeks before you move, or complete the forms at CenterPointEnergy.com/selfservice

Mail payments to CenterPoint Energy, PO BOX 4981, Houston, TX 77210-4981

Enroll in AutoPay and your monthly payment will be automatically deducted from your bank account.

To enroll, sign and date this form and return with your check payment. Money orders do not qualify for enrollment. Your next bill will be automatically deducted from the account listed on your check. For more information and to enroll electronically, go to CenterPointEnergy.com/autopay.

I authorize CenterPoint Energy to automatically deduct from the checking account shown on my enclosed check all future payments for my CenterPoint Energy bills. I will notify CenterPoint Energy if I decide to cancel my use of AutoPay. CenterPoint Energy also has the right to discontinue my AutoPay enrollment. Once enrolled, I understand that any past due balances will be drafted from my account three days after my application is processed.

Account holder's signature

Date

CenterPoint Energy's commitment to our communities

Our commitment to making a positive impact shines through our philanthropic giving and the incredible dedication of our employees.

Through programs like our **volunteer and board service grants** and our **Easy Match program**, we encourage employees to contribute financially to qualifying charitable organizations that matter to them, fostering a deep personal connection to the well-being of their communities.

Learn more about the work we do at **CenterPoint Energy.com/Community** or by scanning the QR code.



We're an active partner in the communities we serve.

Through strategic giving and hands-on support, we focus on what matters most:

Community vitality: From affordable housing to environmental initiatives, we help create places where people thrive.



Education: We invest in the future by supporting literacy, STEM programs and workforce development.



**Together, we're building stronger,
more vibrant communities.**



240604-16

Planning a project that involves
digging?

811

Contact 811 - every job, every time.


Always call 811 or submit an online request at **Call811.com** at least two business days before beginning any digging project to have buried utility lines marked.

From installing fences to planting trees, no job is too small.

It's safe. It's free. It's the law.

CenterPointEnergy.com/GasSafety

July, 2025



The CenterPoint Energy app is now available

Manage your account anytime – view and pay your bill, track energy usage and get bill reminders with push alerts. To get started, download “CenterPoint Energy My Account” from the App Store or Google Play. Sign in with your My Account login or register at CenterPointEnergy.com/MyAccount.



Help support the environment by going paperless.

Cut back on the paper clutter and add more convenience to your life by enrolling in Paperless Billing with timely payment alerts.

Visit CenterPointEnergy.com/Paperless or scan the QR Code to get started.



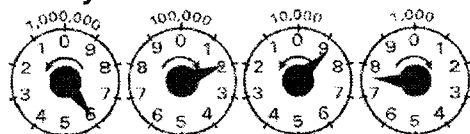
250129_02

A safety message from CenterPoint Energy

If you smell natural gas, leave immediately. Call our Gas Leak Hotline at 800-296-9815. Do not use or store flammable products such as gasoline in the same room or area near the water heater or any other gas appliance.

Si percibes un olor a gas natural, sal inmediatamente. Llama a nuestra línea telefónica para fugas de gas a uno de los números de teléfono que aparecen arriba. No use ni almacene productos inflamables tales como gasolina en la misma habitación o en áreas cercanas a un calentador de agua u otro tipo de aparato a gas.

How to read your meter



The following is an example of how to read a typical meter index.

Look at the four dials with their curved arrows. Read from right to left as follows:

1. Read the “thousand-foot” dial as 7, the last number that the pointer passed. Note that the curved arrow on the dial shows a clockwise movement of the pointer.
2. Read the next dial, the “100-thousand” dial. The curved arrow on the dial above shows a

counterclockwise direction. The pointer is near the 9, but to be sure whether to read it as that number or the lower number 8, the previously mentioned “same or lower number rule” must be applied. Since the pointer in the “thousand-foot” dial to the right is nearer the 8 and the pointer has not reached the 0, the “100-thousand” dial should be read as 8.

3. Read the “100-thousand” dial, it seems to point to 2. Double-check by using the rule above. Since the pointer of the “100-thousand” dial is between 8 and 9, take the lower reading number, 1, for the “100-thousand” dial.

4. Read the left-most dial, the “million-foot” dial. The pointer is near the 6. Using the “same or lower number rule”, we find the pointer on the dial to the right is between 1 and 2, so we read the “million-foot” dial exactly as the number it is on or near, 6.

The entire meter reading is 6187.



City of Bay City
1901 5th St
Bay City TX 77414

548
JUL 29 2025



AUTOSCH 5-DIGIT 77414 18 PS5 153612AA26-A-1
4866 1 AV 0-540

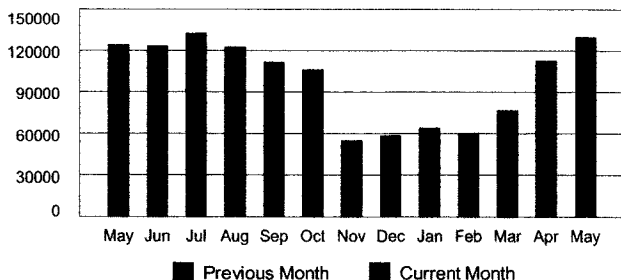


MATAGORDA COUNTY
MATAGORDA COUNTY
COUNTY JUDGE ROOM 301
1700 7TH ST
BAY CITY TX 77414-5080

Co. Crthse.

Customer Service: 979-245-2322
Hours of Operation: Monday - Friday 8:00 a.m. - 5:00 p.m.
Emergency After-Hours Repairs: 979-245-7146

HISTORICAL WATER USAGE



IMPORTANT MESSAGE

Pay by Phone - 833-309-4327
Pay Online - www.cityofbaycity.org

Shelly P...
DIO-54410-510

JUL 24 2025

ACCOUNT STATEMENT

ACCOUNT NUMBER

Inv. 04-214000-00/6-25 07/15/2025

DUE DATE

AMOUNT DUE

\$5,128.14

ACCOUNT INFORMATION

Service Address: 1700 7th St
Service Period: 05/25/2025 to 06/25/2025
Billing Date: 06/26/2025
Due Date: 07/15/2025
Penalty Date: 07/20/2025

CURRENT METERED USAGE

Service	Current	Previous	Usage
Water	33,551	32,254	129,700

ACCOUNT SUMMARY

SERVICE	CHARGE
Water	\$1,295.99
Sewer	\$1,673.53
TOTAL CURRENT CHARGES	\$2,969.52

Past Due Balance (Due Immediately) \$2,158.62

TOTAL AMOUNT DUE \$5,128.14

TOTAL DUE IF PAID AFTER 5PM ON 07/20/2025 \$5,128.14

WARNING

ALL PAST DUE BALANCES ARE SUBJECT TO
DISCONNECTION IMMEDIATELY

NOTICE

Current charges must be paid by 07/25/25 to avoid
disconnection.

*see note on
1700 7th St. Irrig.
Bill

To avoid late charges, payment must be received in the Utility Billing Office by 5 p.m. on 07/20/2025. If balance is not paid by 5 p.m. on 07/25/25, a \$50.00 service fee will be applied to the account and an additional \$50.00 deposit may be required.

PAYMENT COUPON - PLEASE RETURN THIS STUB ALONG WITH YOUR PAYMENT.

ACCOUNT INFORMATION

Account Name: Matagorda County
Account Number: 04-214000-00
Service Address: 1700 7th St
Service Period: 05/25/2025 to 06/25/2025
Billing Date: 06/26/2025

ACCOUNT SUMMARY

TOTAL AMOUNT DUE	\$5,128.14
DUE BY	07/15/2025
TOTAL DUE IF PAID AFTER 5PM ON 07/20/2025	\$5,128.14

SCAN TO PAY



Please write account
number on check and
remit payment to:

AMOUNT ENCLOSED

\$ 2,969.52

CITY OF BAY CITY
PO BOX 4897 DEPT 396
HOUSTON TX 77210-4897 (1901 5TH ST. BAY CITY, TX 77414) ✓

04214000000005128140005128149



City of Bay City
1901 5th St
Bay City TX 77414

548



JUL 29 2025

AUT0SCH 5-DIGIT 77414 18 PS5 153612AA26-A-1
4866 1 AV 0.540

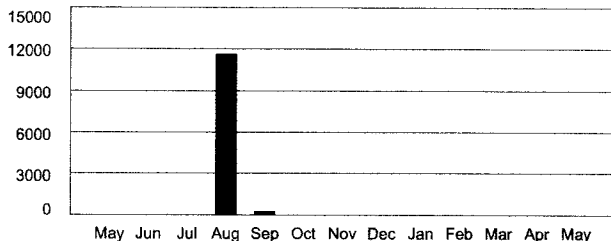


MATAGORDA COUNTY
MATAGORDA COUNTY
COUNTY JUDGE ROOM 301
1700 7TH ST
BAY CITY TX 77414-5080

/Co. Crthse.

Customer Service: 979-245-2322
Hours of Operation: Monday - Friday 8:00 a.m. - 5:00 p.m.
Emergency After-Hours Repairs: 979-245-7146

HISTORICAL WATER USAGE



■ Previous Month ■ Current Month

IMPORTANT MESSAGE

Pay by Phone - 833-309-4327
Pay Online - www.cityofbaycity.org

Kristin @ Caf BC
also asked us to hand deliver payment to water dept.
Shelly
JUL 24 2025
010-54110-510

ACCOUNT STATEMENT

Inv

ACCOUNT NUMBER	DUE DATE	AMOUNT DUE
04-214100-00	07/15/2025	\$259.64

ACCOUNT INFORMATION

Service Address: 1700 7th St Irrig
Service Period: 05/25/2025 to 06/25/2025
Billing Date: 06/26/2025
Due Date: 07/15/2025
Penalty Date: 07/20/2025

CURRENT METERED USAGE

Service	Current	Previous	Usage
Water	10,025	10,025	0

ACCOUNT SUMMARY

SERVICE	CHARGE
Water	\$129.82
TOTAL CURRENT CHARGES	\$129.82
Past Due Balance (Due Immediately)	\$129.82
TOTAL AMOUNT DUE	\$259.64
TOTAL DUE IF PAID AFTER 5PM ON 07/20/2025	\$259.64



ALL PAST DUE BALANCES ARE SUBJECT TO
DISCONNECTION IMMEDIATELY

NOTICE

Current charges must be paid by 07/25/25 to avoid
disconnection.

* New remit address but
as per phone call to city
(witnessed by Darlene, Becky S.
and Stevalis) we can still
mail to 1901 5th St. Bay City

To avoid late charges, payment must be received in the Utility Billing Office by 5 p.m. on 07/20/2025. If balance is not paid by 5 p.m. on 07/25/25, a \$50.00 service fee will be applied to the account and an additional \$50.00 deposit may be required.

PAYMENT COUPON - PLEASE RETURN THIS STUB ALONG WITH YOUR PAYMENT.

ACCOUNT INFORMATION

Account Name: Matagorda County
Account Number: 04-214100-00
Service Address: 1700 7th St Irrig
Service Period: 05/25/2025 to 06/25/2025
Billing Date: 06/26/2025

ACCOUNT SUMMARY

TOTAL AMOUNT DUE	\$259.64
DUE BY	07/15/2025
TOTAL DUE IF PAID AFTER 5PM ON 07/20/2025	\$259.64

SCAN TO PAY



Please write account
number on check and
remit payment to:

AMOUNT ENCLOSED

\$ 129.82



CITY OF BAY CITY
PO BOX 4897 DEPT 396
HOUSTON TX 77210-4897

(1901 5TH ST.
BAY CITY, TX 77414)



04214100000000259640000259641

TXU

JUL 29 2025

VENDOR # 2149 ACCT# 100064844327

INV# 054007939388 INVOICE DATED 7-15-25 DESC May 25-June 25 ✓

ADDRESS	ESID	METER #	SERV.	DATES	TOTAL	DEPT #
1700 7TH ST (COURTHOUSE)	10032789496308881	558026869	06/02/25	06/30/25	\$ 6,597.00	010-54410-510
2200 7TH ST (CMOB)	10032789456726070	558785152	05/06/25	06/04/25	\$ 2,848.63	010-54410-508
ODLTS 2200 7TH ST (CMOB)	10032789456726072	7007055046SD	05/06/25	06/04/25	\$ 21.75	010-54410-508
ODLTS 2200 7TH ST (CMOB)	10032789456726071	7007055012SD	05/06/25	06/04/25	\$ 33.40	010-54410-508
ODLTS NICHOLS AVE (PCT#1)	10032789485513551	7007116651SD	05/29/25	06/26/25	\$ 21.31	010-54410-612
ODLTS 2323 AVE E (JAIL)	10032789405892401	7006958123SD	06/02/25	06/30/25	\$ 16.52	010-54410-512
2323 AVE E (JAIL)	10032789405892400	558782187	06/02/25	06/30/25	\$ 4,728.51	010-54410-512
2308 AVE F (S.O.)	10032789485567631	558782938	06/02/25	06/30/25	\$ 1,076.87	010-54410-560
2021 AVE G BLDG 1 WELLS FARGO (CTOB)	10032789499291957	558782912	06/02/25	06/30/25	\$ 2,240.06	010-54410-509
INDOOR ARENA (FAIRGROUNDS)	10032789419218250	592403229	05/08/25	06/08/25	\$ 816.72	010-54410-661
HOME EC/MP BLDG (FAIRGROUNDS)	10032789474465420	592402234	05/08/25	06/08/25	\$ 384.19	010-54410-661
4511 FM 2668 UNIT 3 (FAIRGROUNDS)	10032789406762840	171155561	05/08/25	06/08/25	\$ 78.54	010-54410-661
FANS BACK OF ARENA (FAIRGROUNDS)	10032789499566851	119431781	05/08/25	06/08/25	\$ 123.90	010-54410-661
OUTDOOR ARENA (FAIRGROUNDS)	10032789444026850	151900075	05/08/25	06/08/25	\$ 209.19	010-54410-661
HOLDING PEN (FAIRGROUNDS)	10032789407891290	200574765	05/08/25	06/08/25	\$ 377.43	010-54410-661
FM 2668 UNIT 7 (FAIRGROUNDS)	10032789420166760	200229223	05/08/25	06/08/25	\$ 18.29	010-54410-661
CTR OF CARNIVAL (FAIRGROUNDS)	10032789419036321	125243718	05/08/25	06/08/25	\$ 16.59	010-54410-661
SHOW BARN/RV PARK (FAIRGROUNDS)	10032789443561762	590613354	05/08/25	06/08/25	\$ 234.71	010-54410-661
ODLTS HAMMAN RD (FAIRGROUNDS)	1003278943561763	7005516394SD	05/09/25	06/09/25	\$ 43.46	010-54410-661
HWY 60 OUTDOOR LTS (PCT#1)	10032789423558520	7005516394SD	05/23/25	06/23/25	\$ 21.78	010-54410-612
2604 NICHOLS AVEICO BARN (PCT#1)	10032789459112270	122240792	05/08/25	06/08/25	\$ 259.82	010-54410-612
ODLTS 3520 NICHOLS AVE (PCT#1)	10032789479928771	7005770635SD	05/08/25	06/08/25	\$ 11.73	010-54410-612
ODLTS NICHOLS AVE (PCT#1)	10032789485513550	7007116623SD	05/12/25	06/10/25	\$ 105.22	010-54410-612
ODLTS NICHOLS RD (FAIRGROUNDS)	10032789485513552	7007116680SD	05/29/25	06/26/25	\$ 42.96	010-54410-661
ODLTS BLESSING COMM CTR (PCT#4)	10032789480469090	7007112012SD	05/12/25	06/10/25	\$ 9.85	010-54410-615
ODLTS BLESSING PRK (PCT#4)	10032789461693261	7007074015SD	06/02/25	06/30/25	\$ 163.95	010-54410-615
HEFFINGER PRK LTS BLESSING (PCT#4)	10032789402787492	7006972189SD	06/02/25	06/30/25	\$ 20.76	010-54410-615
BLESSING COMM CTR (PCT#4)	10032789478079271	144074530	06/02/25	06/30/25	\$ 344.14	010-54410-615
ST LTS BLESSING CC PAVILION (PCT#4)	10032789434493655	592809348	06/02/25	06/26/25	\$ 21.77	010-54410-615
BLESSING BALLPRK W UNIT (PCT#4)	10032789436470608	7005470886SD	05/29/25	06/30/25	\$ 2,663.42	010-54410-615
E END OF PRK BLESSING (PCT#4)	10032789402787491	558783656	06/02/25	06/30/25	\$ 7.45	010-54410-615
ODLTS BLESSING CC 935 (PCT#4)	10032789497890130	119426810	06/02/25	06/29/25	\$ 55.05	010-54410-615
ODLTS BLESSING CC 932 (PCT#4)	10032789496744773	7005911722MV	05/30/25	06/29/25	\$ 16.14	010-54410-615
EL MATON UNIT P43 (TRANSFER ST)	10032789482241440	7007144530MV	05/30/25	06/11/25	\$ 5.62	010-54410-595

JUL 24 2025 AL

TXU

ADDRESS	ESI ID	METER #	SERV.	DATES	TOTAL	DEPT #
ODLTS MARKHAM CC (PCT#4)	10032789476839781	70071050310T	05/21/25	06/19/25	\$ 21.32	010-54410-615
190 AVE F MARKHAM ANNEX (PCT#4)	10032789426253880	157911497	05/21/25	06/18/25	\$ 29.03	010-54410-615
MARKHAM COMM CTR (PCT#4)	10032789476839780	200043930	05/21/25	06/19/25	\$ 211.22	010-54410-615
190 AVE F UNIT FIRESTATION MARKHAM (PCT#4)	10032789487564611	200305070	05/21/25	06/19/25	\$ 88.21	010-54410-615
190 AVE F MARKHAM (JP#4)	10032789461015050	163788084	05/21/25	06/19/25	\$ 114.28	010-54410-464
SELKIRK FIRE DEPT (PCT#2)	10032789427413670	122279171	05/19/25	06/17/25	\$ 35.25	010-54410-613
18 BAYVIEW MATAGORDA (JP#2)	10032789403973976	119711668	05/20/25	06/18/25	\$ 7.30	010-54410-462
MATAGORDA (TRANSFER ST)	10032789494278861	119431822	05/16/25	06/16/25	\$ 10.99	010-54410-595
487 MAGNOLIA MATAGORDA CO BARN (PCT#2)	10032789414370120	200227986	05/20/25	06/18/25	\$ 180.75	010-54410-613
MATAGORDA FIREMAN'S HALL (PCT#2)	10032789446568110	122330875	05/20/25	06/18/25	\$ 368.76	010-54410-613
ODLTS RIVERBEND MATAGORDA (MARINE)	10032789432664941	7006992918SD	05/20/25	06/18/25	\$ 21.35	024-54410-662
ODLTS WATER WELL MIDFIELD (PCT#4)	10032789492176731	7007147869SD	05/06/25	06/04/25	\$ 16.39	010-54410-615
MIDFIELD COMM CTR (PCT#4)	10032789459047060	157104699	05/06/25	06/04/25	\$ 35.35	010-54410-615
ODLTS MIDFIELD COMM CTR (PCT#4)	10032789459047061	7007074246SD	05/06/25	06/04/25	\$ 11.51	010-54410-615
ODLTS MIDFIELD FIRE ST (PCT#4)	10032789461418841	7007068113SD	05/06/25	06/04/25	\$ 16.39	010-54410-615
RAWLS UNIT FIRESTATION MIDFIELD (PCT#4)	10032789433412700	136592866	05/06/25	06/04/25	\$ 235.73	010-54410-615
ST LTS BLESSING PRK (PCT#4)	10032789441468646	7005524968SD	05/29/25	06/26/25	\$ 44.32	010-54410-615
405 COMMERCE PALACIOS(JP#3)	10032789440808411	119430885	05/22/25	06/22/25	\$ 348.72	010-54410-463
ODLTS 25000 SH 35 (PCT#3)	10032789474945242	7005712552SD	05/13/25	06/11/25	\$ 85.39	010-54410-614
25000 SH 35 (PCT#3)	10032789453394875	120730531200161839	05/13/25	06/11/25	\$ 98.16	010-54410-614
25000 SH 35 UNIT P7 (PCT#3)	10032789474945241	122240914	05/13/25	06/11/25	\$ 27.66	010-54410-614
17817 WOOD PLEDGER COMM CTR(PCT#1)	1008901015815710800100	190851001	05/21/25	06/19/25	\$ 160.61	010-54410-612
FINANCE CHARGES - LATE PAYMENT PENALTY					\$ 5.83	010-54410-510
TOTAL:					\$ 25,951.78	

Approved
County Auditor

SL V8



Customer Name: MATAGORDA COUNTY
Account Number: 100064844327
Invoice Number: 054007939388
Invoice Date: 07/15/2025

Account Summary

Previous Balance	Credits/Payments	Balance Forward	Current Charges	Amount Due	Due Date
\$47,359.03	\$47,359.03 CR	\$0.00	\$25,951.78	\$25,951.78	08/14/2025

See remaining pages for invoice details.

Customer Communications

JUL 24 2025

How to Contact Us

Account Service Manager
Commercial Support Team
Phone: (866) 898-3465
Email: commercialsupport@txu.com
Customer Service: 8:30AM - 5:30PM M-F

Power Outage Notification:
American Electric Power - 1-866-223-8508
CenterPoint Energy - 1-800-332-7143

REP Certificate: #10004

Please return this portion with your payment in the enclosed envelope. Make checks payable to TXU Energy. Do not include correspondence with your payment.

The TXU Energy AidSM program helps families in critical situations with bill payment assistance.

For Donations Only

One-time gift to TXU Energy AidSM program \$

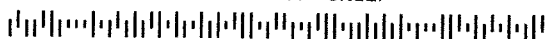
Recurring monthly donation to TXU Energy AidSM program \$

Account Number:
100064844327

Amount Due	Due Date
\$25,951.78	08/14/2025

To ensure proper payment posting, please provide this number (100064844327) on all payments and send to the address directly below.

SP 12 000080 40570E 1 A**SNGLP



MATAGORDA COUNTY
1700 7TH ST, RM 301
BAY CITY TX 77414-5034



TXU ENERGY
PO BOX 650638
DALLAS, TX 75265-0638

21100064844327000259517800000000009

Customer Name: MATAGORDA COUNTY
Account Number: 100064844327
Invoice Number: 054007939388
Invoice Date: 07/15/2025

Important Information

Your satisfaction is our top priority. Do you have feedback? Email us at txuexec@txu.com or write us at TXU Energy Executive Feedback, PO Box 650764, Dallas, TX 75265-0764. The amount billed may include price changes allowed by law or regulatory actions. See an unauthorized charge on your bill? Call us toll-free at 1-866-898-3465 (8:30AM - 5:30PM M-F), and we'll work to resolve any issues. If you're not satisfied with the resolution, you may file a complaint with the Public Utility Commission of Texas PO Box 13326, Austin, TX 78711-3326; (512) 936-7120 or toll-free in Texas (888) 782-8477. Hearing and speech-impaired individuals with text telephones (TTY) may contact the Public Utility Commission of Texas at (800) 735-2988.

Account Summary Detail

Previous Balance		\$	47,359.03
Credits/Payments			
Inc. Check Payment	07/04/2025	\$	24,797.28 CR
Inc. Check Payment	06/13/2025	\$	22,561.75 CR
Subtotal		\$	47,359.03 CR
Balance Forward		\$	0.00
Debits/Charges			
Late Payment Penalty		\$	5.83
Subtotal		\$	5.83



Customer Name: MATAGORDA COUNTY
Account Number: 100064844327
Invoice Number: 054007939388
Invoice Date: 07/15/2025

Account Summary

ESI ID Facility ID	Service Address	Start Service End Service	kWh Actual kW/kVA	Commercial TDU Charges	Commercial Taxes TDU Taxes	Total Charges	Flag
10032789496308881	1700 7TH ST BAY CITY, TX 77414-5080	06/02/2025 06/30/2025	103,104 196	\$4,055.91 \$2,541.09	\$0.00 \$0.00	\$6,597.00	
10032789456726070	2200 7TH ST BAY CITY, TX 77414-5254	05/06/2025 06/04/2025	36,840 106	\$1,467.13 \$1,381.50	\$0.00 \$0.00	\$2,848.63	
10032789456726072	2200 7TH ST UNIT FL BAY CITY, TX 77414-5254	05/06/2025 06/04/2025	155 -	\$6.16 \$15.59	\$0.00 \$0.00	\$21.75	
10032789456726071	2200 7TH ST UNIT FL BAY CITY, TX 77414-5254	05/06/2025 06/04/2025	208 -	\$8.28 \$25.12	\$0.00 \$0.00	\$33.40	
10032789485513551	NICHOLS AVE UNIT 400FLD2 BAY CITY, TX 77414	05/29/2025 06/26/2025	155 -	\$5.99 \$15.32	\$0.00 \$0.00	\$21.31	
10032789405892401	2323 AVENUE E BAY CITY, TX 77414-6001	06/02/2025 06/30/2025	104 -	\$4.09 \$12.53	\$0.00 \$0.00	\$16.62	
10032789405892400	2323 AVENUE E BAY CITY, TX 77414-6001	06/02/2025 06/30/2025	76,608 131	\$3,013.60 \$1,714.91	\$0.00 \$0.00	\$4,728.51	
10032789485567631	2308 AVENUE F BAY CITY, TX 77414-6045	06/02/2025 06/30/2025	15,360 35	\$604.28 \$472.59	\$0.00 \$0.00	\$1,076.87	
10032789499291957	2021 AVENUE G BLDG 1 BAY CITY, TX 77414-5003	06/02/2025 06/30/2025	33,400 70	\$1,313.89 \$926.17	\$0.00 \$0.00	\$2,240.06	
10032789419218250	4511 FM 2668 UNIT 1 BAY CITY, TX 77414-3991	05/08/2025 06/08/2025	7,680 38	\$298.59 \$518.13	\$0.00 \$0.00	\$816.72	
10032789474485420	4511 FM 2668 UNIT 2 BAY CITY, TX 77414-3991	05/08/2025 06/08/2025	2,300 22	\$89.42 \$294.77	\$0.00 \$0.00	\$384.19	
10032789406762840	4511 FM 2668 UNIT 3 BAY CITY, TX 77414-3991	05/08/2025 06/08/2025	361 3	\$14.03 \$64.51	\$0.00 \$0.00	\$78.54	
10032789499566851	4511 FM 2668 UNIT 4 BAY CITY, TX 77414-3991	05/08/2025 06/08/2025	23 8	\$0.89 \$123.01	\$0.00 \$0.00	\$123.90	
10032789444026850	4511 FM 2668 UNIT 5 BAY CITY, TX 77414-3991	05/08/2025 06/08/2025	204 14	\$7.92 \$201.27	\$0.00 \$0.00	\$209.19	
10032789407891290	4511 FM 2668 UNIT 6 BAY CITY, TX 77414-3991	05/08/2025 06/08/2025	1,378 24	\$53.59 \$323.84	\$0.00 \$0.00	\$377.43	
10032789420166760	4511 FM 2668 UNIT 7 BAY CITY, TX 77414-3991	05/08/2025 06/08/2025	158 4	\$6.14 \$12.15	\$0.00 \$0.00	\$18.29	
10032789419036321	4511 FM 2668 UNIT 8 BAY CITY, TX 77414-3991	05/08/2025 06/08/2025	137 -	\$5.33 \$11.26	\$0.00 \$0.00	\$16.59	
10032789443561762	4511 FM 2668 UNIT 9 BAY CITY, TX 77414-3991	05/08/2025 06/08/2025	960 14	\$37.32 \$197.39	\$0.00 \$0.00	\$234.71	
10032789443561763	HAMMAN RD ODLT 400HPS AL BAY CITY, TX 77414	05/09/2025 06/09/2025	310 -	\$12.31 \$31.15	\$0.00 \$0.00	\$43.46	
10032789423558520	STATE HIGHWAY 60 STLG 250HPSA BAY CITY, TX 77414	05/23/2025 06/23/2025	104 -	\$4.02 \$17.76	\$0.00 \$0.00	\$21.78	
10032789459112270	2604 NICHOLS AVE BAY CITY, TX 77414-6958	05/08/2025 06/08/2025	3,108 10	\$123.29 \$136.53	\$0.00 \$0.00	\$259.82	
10032789479928771	3588 1/2 NICHOLS AVE BAY CITY, TX 77414-7383	05/08/2025 06/08/2025	57 -	\$2.26 \$9.47	\$0.00 \$0.00	\$11.73	
10032789485513550	NICHOLS AVE UNIT 250HPSA BAY CITY, TX 77414	05/12/2025 06/10/2025	520 -	\$20.65 \$84.57	\$0.00 \$0.00	\$105.22	
10032789485513552	NICHOLS AVE UNIT 400FLD1 BAY CITY, TX 77414	05/29/2025 06/26/2025	310 -	\$12.21 \$31.15	\$0.00 \$0.00	\$43.36	
10032789480469090	NICHOLS RD UNIT 250HPSA BAY CITY, TX 77414	05/12/2025 06/10/2025	208 -	\$8.25 \$34.71	\$0.00 \$0.00	\$42.96	
10032789461693261	FM 616 W BLESSING, TX 77419	06/02/2025 06/30/2025	39 -	\$1.49 \$8.36	\$0.00 \$0.00	\$9.85	

Customer Name: MATAGORDA COUNTY
Account Number: 100064844327
Invoice Number: 054007939388
Invoice Date: 07/15/2025

ESI ID Facility ID	Service Address	Start Service End Service	kWh Actual kW/kVA	Commercial TDU Charges	Commercial Taxes TDU Taxes	Total Charges	Flag
10032789402787492	FM 616 W STLG 250HPS BLESSING, TX 77419	06/02/2025 06/30/2025	832 -	\$32.11 \$131.84	\$0.00 \$0.00	\$163.95	
10032789478079271	AVENUE C UNIT PRKLITE BLESSING, TX 77419	06/02/2025 06/30/2025	190 1	\$7.32 \$13.44	\$0.00 \$0.00	\$20.76	
10032789434493655	734 FM 616 BLESSING, TX 77419	06/02/2025 06/30/2025	2,460 18	\$94.82 \$249.32	\$0.00 \$0.00	\$344.14	
10032789436470608	139 FM 616 W STLG 250HPS BLESSING, TX 77419	05/29/2025 06/26/2025	104 -	\$4.01 \$17.76	\$0.00 \$0.00	\$21.77	
10032789402787491	560 FM 616 W UNIT PARK BLESSING, TX 77419	06/02/2025 06/30/2025	3,840 204	\$148.01 \$2,515.41	\$0.00 \$0.00	\$2,663.42	
10032789497890130	201 FM 616 W UNIT SEWLIFT BLESSING, TX 77419	06/02/2025 06/30/2025	23 -	\$0.88 \$6.57	\$0.00 \$0.00	\$7.45	
10032789496744773	935 STREETLIGHT STLG 400MV BLESSING, TX 77419	05/30/2025 06/29/2025	290 -	\$11.19 \$43.86	\$0.00 \$0.00	\$55.05	
10032789496744772	932 STREETLIGHT UNIT 175MV BLESSING, TX 77419	05/30/2025 06/29/2025	70 -	\$2.70 \$13.44	\$0.00 \$0.00	\$16.14	
10032789482241440	FM 459 UNIT P43 EL MATON, TX 77440	05/13/2025 06/11/2025	- -	\$0.00 \$5.62	\$0.00 \$0.00	\$5.62	
10032789476839781	190 AVENUE F ODLT 400HPS MARKHAM, TX 77456	05/21/2025 06/19/2025	155 -	\$6.00 \$15.32	\$0.00 \$0.00	\$21.32	
10032789426253880	190 AVENUE F UNIT ANNEX MARKHAM, TX 77456	05/21/2025 06/18/2025	293 3	\$11.32 \$17.71	\$0.00 \$0.00	\$29.03	
10032789476839780	190 AVENUE F UNIT COMM CNT MARKHAM, TX 77456	05/21/2025 06/19/2025	1,279 11	\$49.42 \$161.80	\$0.00 \$0.00	\$211.22	
10032789487564611	190 AVENUE F UNIT FIRESTA MARKHAM, TX 77456	05/21/2025 06/19/2025	1,033 -	\$39.92 \$48.29	\$0.00 \$0.00	\$88.21	
10032789461015050	190 AVENUE F UNIT JP OFF MARKHAM, TX 77456	05/21/2025 06/19/2025	1,359 -	\$52.53 \$61.75	\$0.00 \$0.00	\$114.28	
10032789427413670	1203 COUNTY ROAD 243 UNIT FIRESTA MATAGORDA, TX 77457	05/19/2025 06/17/2025	370 3	\$14.35 \$20.90	\$0.00 \$0.00	\$35.25	
10032789403973976	18 COUNTY ROAD 252 MATAGORDA, TX 77457	05/20/2025 06/18/2025	21 3	\$0.81 \$6.49	\$0.00 \$0.00	\$7.30	
10032789427542180 *	414 FISHER MATAGORDA, TX 77457	05/20/2025 06/18/2025	96 -	\$3.73 \$9.59	\$0.00 \$0.00	\$13.32	
10032789494278861	OLD GULF RD UNIT STATION COLLECT STA MATAGORDA, TX 77457	05/16/2025 06/16/2025	67 1	\$2.59 \$8.40	\$0.00 \$0.00	\$10.99	
10032789495257641 *	115 LAUREL MATAGORDA, TX 77457	05/20/2025 06/18/2025	547 4	\$21.23 \$28.22	\$0.00 \$0.00	\$49.45	
10032789417127397 *	772 LAUREL SEASONAL METER MATAGORDA, TX 77457	05/20/2025 06/18/2025	358 4	\$13.88 \$20.42	\$0.00 \$0.00	\$34.30	
10032789414370120	487 MAGNOLIA ST UNIT MATAGORDA, TX 77457	05/20/2025 06/18/2025	1,577 8	\$61.18 \$119.57	\$0.00 \$0.00	\$180.75	
10032789446568110	637 MARKET ST UNIT FIRESTA MATAGORDA, TX 77457	05/20/2025 06/18/2025	2,672 20	\$103.66 \$265.10	\$0.00 \$0.00	\$368.76	
10032789432664941	2 RIVER BEND ODLT 400HPS MATAGORDA, TX 77457	05/20/2025 06/18/2025	155 -	\$6.03 \$15.32	\$0.00 \$0.00	\$21.35	
10032789492176731	HIGHWAY 111 ODL MIDFIELD, TX 77458	05/06/2025 06/04/2025	104 -	\$4.06 \$12.33	\$0.00 \$0.00	\$16.39	
10032789459047060	110 JUNETTA AVE MIDFIELD, TX 77458	05/06/2025 06/04/2025	63 -	\$2.45 \$32.90	\$0.00 \$0.00	\$35.35	



Customer Name: MATAGORDA COUNTY
Account Number: 100064844327
Invoice Number: 054007939388
Invoice Date: 07/15/2025

ESI ID Facility ID	Service Address	Start Service End Service	kWh Actual kW/kVA	Commercial TDU Charges	Commercial Taxes TDU Taxes	Total Charges	Flag
10032789459047061	110 JUNETTA ODLT 150HPS AL MIDFIELD, TX 77458	05/06/2025 06/04/2025	57 -	\$2.21 \$9.30	\$0.00 \$0.00	\$11.51	
10032789461418841	RAWLS ODL MIDFIELD, TX 77458	05/06/2025 06/04/2025	104 -	\$4.06 \$12.33	\$0.00 \$0.00	\$16.39	
10032789433412700	RAWLS UNIT FIRESTA MIDFIELD, TX 77458	05/06/2025 06/04/2025	3,017 7	\$117.62 \$118.11	\$0.00 \$0.00	\$235.73	
10032789441468646	955 STREETLIGHT STLG 1000HPS MIDFIELD, TX 77458	05/29/2025 06/26/2025	367 -	\$14.17 \$30.15	\$0.00 \$0.00	\$44.32	
10032789440808411	405 COMMERCE ST PALACIOS, TX 77465-5468	05/22/2025 06/22/2025	4,499 11	\$175.69 \$173.03	\$0.00 \$0.00	\$348.72	
10032789474945242	25000 STATE HIGHWAY 35 S PALACIOS, TX 77465-1920	05/13/2025 06/11/2025	620 -	\$24.13 \$61.26	\$0.00 \$0.00	\$85.39	
10032789453394875	25000 STATE HIGHWAY 35 S UNIT OFFIC PALACIOS, TX 77465-1920	05/13/2025 06/11/2025	1,154 6	\$44.87 \$53.29	\$0.00 \$0.00	\$98.16	
10032789474945241	25000 STATE HIGHWAY 35 S UNIT P7 PALACIOS, TX 77465-1920	05/13/2025 06/11/2025	275 7	\$10.69 \$16.97	\$0.00 \$0.00	\$27.66	
1008901015815710800100	17817 WOOD PLEDGER, TX 77468-0000	05/21/2025 06/19/2025	850 12	\$32.84 \$127.77	\$0.00 \$0.00	\$160.61	

\$25,945.95

Flag Key

F - Final Bill

A - Adjusted Period

E - Estimated

Debits

\$5.83

Current Charges

\$25,951.78 ✓

Customer Name: MATAGORDA COUNTY
Account Number: 100064844327
Invoice Number: 054007939388
Invoice Date: 07/15/2025

Page 6 of 65

ESI ID Detail:

Service Address: 1700 7TH ST BAY CITY, TX 77414-5080
Product: Fixed Price

ESI ID: 10032789496308881

Meter ID	Days	Read Type	Previous Read Date	Previous Meter Read	Current Read Date	Current Meter Read	Multiplier	Usage (kWh)	Actual kW/kVA	Billed kW/kVA
558026869	29	Actual	06/02/2025	60667	06/30/2025	61204	192.00	103104	196	195
TOTAL								103104	196	195

Electric Service Commercial

Service Period: 06/02/2025 to 06/30/2025

TXU Energy Fixed Price

Base Usage	103104 kWh @	\$ 0.0377995	\$3,897.28
Other Charges			\$9.16
Market Securitization (Debt) Financing			\$51.38
Other ERCOT Incremental AS Charges			\$10.59
PUC Assessment			\$6.64
Gross Receipts Reimb			\$80.86

Total Commercial Charges	\$4,055.91
---------------------------------	-------------------

Electric Service Distribution

Service Period: 06/02/2025 to 06/30/2025

Base Charge			\$2.28
Meter Charge			\$19.72
Distribution System Charge	195.3 kW @	\$ 7.148	\$1,396.00
Transmission Cost Recov Factor	195.3 kW @	\$ 4.314666	\$842.65
Distribution Cost Recovery	195.3 kW @	\$ 0.229231	\$44.77
Storm Recovery Charge	195.3 kW @	\$ 0.348575	\$68.08
Tax Refund Credit			\$11.54 CR
Storm Recovery Tax Credit	195.3 kW @	\$ 0.012576	\$2.46 CR
Regulatory Asset Recovery	195.3 kW @	\$ 0.052535	\$10.26
Rate Case Expense Surcharge	103,104 kWh @	\$ 0.0000633	\$6.53
Energy Efficiency	103,104 kWh @	\$ 0.00067	\$69.08
TEEEF	195.3 kW @	\$ 0.22171	\$43.30
PUC Assessment			\$3.98
Gross Receipts Reimb			\$48.44

Total Distribution Charges	\$2,541.09
-----------------------------------	-------------------

TOTAL CHARGES FOR ESI ID	\$6,597.00
---------------------------------	-------------------



Customer Name: MATAGORDA COUNTY
Account Number: 100064844327
Invoice Number: 054007939388
Invoice Date: 07/15/2025

Page 7 of 65

ESI ID Detail:

Service Address: 2200 7TH ST BAY CITY, TX 77414-5254
Product: Fixed Price

ESI ID: 10032789456726070

Meter ID	Days	Read Type	Previous Read Date	Previous Meter Read	Current Read Date	Current Meter Read	Multiplier	Usage (kWh)	Actual kW/kVA	Billed kW/kVA
558785152	30	Actual	05/06/2025	93391	06/04/2025	94312	40.00	36840	106	106
TOTAL								36840	106	106

Electric Service Commercial

Service Period: 05/06/2025 to 06/04/2025
TXU Energy Fixed Price

Base Usage	36840 kWh @	\$ 0.0377995	\$1,392.53
Other Charges			\$16.27
Market Securitization (Debt) Financing			\$20.07
Other ERCOT Incremental AS Charges			\$6.61
PUC Assessment			\$2.40
Gross Receipts Reimb			\$29.25

Total Commercial Charges	\$1,467.13
---------------------------------	-------------------

Electric Service Distribution

Service Period: 05/06/2025 to 06/04/2025

Base Charge			\$2.28
Meter Charge			\$19.72
Distribution System Charge	106.1 kW @	\$ 7.148	\$758.40
Transmission Cost Recov Factor	106.1 kW @	\$ 4.314666	\$457.79
Distribution Cost Recovery	106.1 kW @	\$ 0.229231	\$24.32
Storm Recovery Charge	106.7 kW @	\$ 0.348575	\$37.19
Nuclear Decommission	106.7 kW @	\$ 0.046998	\$5.01
Tax Refund Credit			\$6.35 CR
Storm Recovery Tax Credit	106.7 kW @	\$ 0.012576	\$1.34 CR
Regulatory Asset Recovery	106.1 kW @	\$ 0.052535	\$5.57
Rate Case Expense Surcharge	36,840 kWh @	\$ 0.0000633	\$2.33
Energy Efficiency	36,840 kWh @	\$ 0.00067	\$24.68
TEEEF	106.1 kW @	\$ 0.22171	\$23.52
PUC Assessment			\$2.15
Gross Receipts Reimb			\$26.23

Total Distribution Charges	\$1,381.50
-----------------------------------	-------------------

TOTAL CHARGES FOR ESI ID	\$2,848.63
---------------------------------	-------------------

Customer Name: MATAGORDA COUNTY
Account Number: 100064844327
Invoice Number: 054007939388
Invoice Date: 07/15/2025

Page 8 of 65

ESI ID Detail:

Service Address: 2200 7TH ST UNIT FL BAY CITY, TX 77414-5254
Product: Fixed Price

ESI ID: 10032789456726072

Meter ID	Days	Read Type	Previous Read Date	Previous Meter Read	Current Read Date	Current Meter Read	Multiplier	Usage (kWh)	Actual kW/kVA	Billed kW/kVA
7007055046SD	30	Actual	05/06/2025	0	06/04/2025	155	1.00	155		
TOTAL								155	0	0

Electric Service Commercial

Service Period: 05/06/2025 to 06/04/2025
TXU Energy Fixed Price

Base Usage	155 kWh @	\$ 0.0377995	\$5.86
Other Charges			\$0.06
Market Securitization (Debt) Financing			\$0.08
Other ERCOT Incremental AS Charges			\$0.03
PUC Assessment			\$0.01
Gross Receipts Reimb			\$0.12

Total Commercial Charges	\$6.16
---------------------------------	---------------

Electric Service Distribution

Service Period: 05/06/2025 to 06/04/2025

Outdoor Lighting - Facilities			\$7.51
Distribution System Charge	155 kWh @	\$ 0.0264516	\$4.10
Transmission Cost Recov Factor	155 kWh @	\$ 0.0094839	\$1.47
Distribution Cost Recovery	155 kWh @	\$ 0.0018065	\$0.28
Storm Recovery Charge	155 kWh @	\$ 0.0120645	\$1.87
Nuclear Decommission	155 kWh @	\$ 0.0001935	\$0.03
Tax Refund Credit			\$0.09 CR
Storm Recovery Tax Credit	155 kWh @	\$ 0.0004516	\$0.07 CR
Regulatory Asset Recovery	155 kWh @	\$ 0.0002581	\$0.04
Rate Case Expense Surcharge	155 kWh @	\$ 0.000129	\$0.02
TEEEF	155 kWh @	\$ 0.0009032	\$0.14
PUC Assessment			\$0.02
Gross Receipts Reimb			\$0.27

Total Distribution Charges	\$15.59
-----------------------------------	----------------

TOTAL CHARGES FOR ESI ID	\$21.75
---------------------------------	----------------



Customer Name: MATAGORDA COUNTY
Account Number: 100064844327
Invoice Number: 054007939388
Invoice Date: 07/15/2025

Page 9 of 65

ESI ID Detail:

Service Address:

2200 7TH ST UNIT FL BAY CITY, TX 77414-5254

ESI ID: 10032789456726071

Product:

Fixed Price

Meter ID	Days	Read Type	Previous Read Date	Previous Meter Read	Current Read Date	Current Meter Read	Multiplier	Usage (kWh)	Actual kW/kVA	Billed kW/kVA
7007055012SD	30	Actual	05/06/2025	0	06/04/2025	208	1.00	208		
TOTAL								208	0	0

Electric Service Commercial

Service Period: 05/06/2025 to 06/04/2025

TXU Energy Fixed Price

Base Usage	208 kWh @	\$ 0.0377995	\$7.86
Other Charges			\$0.09
Market Securitization (Debt) Financing			\$0.11
Other ERCOT Incremental AS Charges			\$0.04
PUC Assessment			\$0.01
Gross Receipts Reimb			\$0.17

Total Commercial Charges	\$8.28
---------------------------------	---------------

Electric Service Distribution

Service Period: 05/06/2025 to 06/04/2025

Outdoor Lighting - Facilities			\$14.22
Distribution System Charge	208 kWh @	\$ 0.0264423	\$5.50
Transmission Cost Recov Factor	208 kWh @	\$ 0.0094712	\$1.97
Distribution Cost Recovery	208 kWh @	\$ 0.0017788	\$0.37
Storm Recovery Charge	208 kWh @	\$ 0.0120673	\$2.51
Nuclear Decommission	208 kWh @	\$ 0.0001923	\$0.04
Tax Refund Credit			\$0.16 CR
Storm Recovery Tax Credit	208 kWh @	\$ 0.0004327	\$0.09 CR
Regulatory Asset Recovery	208 kWh @	\$ 0.0002885	\$0.06
Rate Case Expense Surcharge	208 kWh @	\$ 0.0001442	\$0.03
TEEEF	208 kWh @	\$ 0.0008654	\$0.18
PUC Assessment			\$0.04
Gross Receipts Reimb			\$0.45

Total Distribution Charges	\$25.12
-----------------------------------	----------------

TOTAL CHARGES FOR ESI ID	\$33.40
---------------------------------	----------------

Customer Name: MATAGORDA COUNTY
Account Number: 100064844327
Invoice Number: 054007939388
Invoice Date: 07/15/2025

Page 10 of 65

ESI ID Detail:

Service Address:

NICHOLS AVE UNIT 400FLD2 BAY CITY, TX 77414

ESI ID: 10032789485513551

Product:

Fixed Price

Meter ID	Days	Read Type	Previous Read Date	Previous Meter Read	Current Read Date	Current Meter Read	Multiplier	Usage (kWh)	Actual kW/kVA	Billed kW/kVA
7007116651SD	29	Actual	05/29/2025	0	06/26/2025	155	1.00	155		
TOTAL								155	0	0

Electric Service Commercial

Service Period: 05/29/2025 to 06/26/2025

TXU Energy Fixed Price

Base Usage	155 kWh @	\$ 0.0377995	\$5.86
Other Charges			\$0.02
Market Securitization (Debt) Financing			\$0.08
Other ERCOT Incremental AS Charges			\$0.02
PUC Assessment			\$0.01

Total Commercial Charges	\$5.99
---------------------------------	---------------

Electric Service Distribution

Service Period: 05/29/2025 to 06/26/2025

Outdoor Lighting - Facilities			\$7.51
Distribution System Charge	155 kWh @	\$ 0.0264516	\$4.10
Transmission Cost Recov Factor	155 kWh @	\$ 0.0094839	\$1.47
Distribution Cost Recovery	155 kWh @	\$ 0.0018065	\$0.28
Storm Recovery Charge	155 kWh @	\$ 0.0120645	\$1.87
Nuclear Decommission	155 kWh @	\$ 0.0001935	\$0.03
Tax Refund Credit			\$0.09 CR
Storm Recovery Tax Credit	155 kWh @	\$ 0.0004516	\$0.07 CR
Regulatory Asset Recovery	155 kWh @	\$ 0.0002581	\$0.04
Rate Case Expense Surcharge	155 kWh @	\$ 0.000129	\$0.02
TEEEF	155 kWh @	\$ 0.0009032	\$0.14
PUC Assessment			\$0.02

Total Distribution Charges	\$15.32
-----------------------------------	----------------

TOTAL CHARGES FOR ESI ID	\$21.31
---------------------------------	----------------

DST 00072061



Customer Name: MATAGORDA COUNTY
Account Number: 100064844327
Invoice Number: 054007939388
Invoice Date: 07/15/2025

Page 11 of 65

ESI ID Detail:

Service Address: 2323 AVENUE E BAY CITY, TX 77414-6001
Product: Fixed Price

ESI ID: 10032789405892401

Meter ID	Days	Read Type	Previous Read Date	Previous Meter Read	Current Read Date	Current Meter Read	Multiplier	Usage (kWh)	Actual kW/kVA	Billed kW/kVA
7006958123SD	29	Actual	06/02/2025	0	06/30/2025	104	1.00	104		
TOTAL								104	0	0

Electric Service Commercial

Service Period: 06/02/2025 to 06/30/2025

TXU Energy Fixed Price

Base Usage	104 kWh @	\$ 0.0377995	\$3.93
Other Charges			\$0.01
Market Securitization (Debt) Financing			\$0.05
Other ERCOT Incremental AS Charges			\$0.01
PUC Assessment			\$0.01
Gross Receipts Reimb			\$0.08

Total Commercial Charges	\$4.09
---------------------------------	---------------

Electric Service Distribution

Service Period: 06/02/2025 to 06/30/2025

Outdoor Lighting - Facilities			\$7.11
Distribution System Charge	104 kWh @	\$ 0.0264423	\$2.75
Transmission Cost Recov Factor	104 kWh @	\$ 0.0095192	\$0.99
Distribution Cost Recovery	104 kWh @	\$ 0.0018269	\$0.19
Storm Recovery Charge	104 kWh @	\$ 0.0120192	\$1.25
Tax Refund Credit			\$0.08 CR
Storm Recovery Tax Credit	104 kWh @	\$ 0.0004808	\$0.05 CR
Regulatory Asset Recovery	104 kWh @	\$ 0.0002885	\$0.03
Rate Case Expense Surcharge	104 kWh @	\$ 0.0000962	\$0.01
TEEEF	104 kWh @	\$ 0.0008654	\$0.09
PUC Assessment			\$0.02
Gross Receipts Reimb			\$0.22

Total Distribution Charges	\$12.53
-----------------------------------	----------------

TOTAL CHARGES FOR ESI ID	\$16.62
---------------------------------	----------------

Customer Name: MATAGORDA COUNTY
Account Number: 100064844327
Invoice Number: 054007939388
Invoice Date: 07/15/2025

Page 12 of 65

ESI ID Detail:

Service Address: 2323 AVENUE E BAY CITY, TX 77414-6001
Product: Fixed Price

ESI ID: 10032789405892400

Meter ID	Days	Read Type	Previous Read Date	Previous Meter Read	Current Read Date	Current Meter Read	Multiplier	Usage (kWh)	Actual kW/kVA	Billed kW/kVA
558782187	29	Actual	06/02/2025	48144	06/30/2025	48543	192.00	76608	131	131
TOTAL								76608	131	131

Electric Service Commercial

Service Period: 06/02/2025 to 06/30/2025
TXU Energy Fixed Price

Base Usage	76608 kWh @	\$ 0.0377995	\$2,895.74
Other Charges			\$6.81
Market Securitization (Debt) Financing			\$38.17
Other ERCOT Incremental AS Charges			\$7.87
PUC Assessment			\$4.93
Gross Receipts Reimb			\$60.08

Total Commercial Charges	\$3,013.60
---------------------------------	-------------------

Electric Service Distribution

Service Period: 06/02/2025 to 06/30/2025

Base Charge			\$2.28
Meter Charge			\$19.72
Distribution System Charge	130.8 kW @	\$ 7.148	\$934.96
Transmission Cost Recov Factor	130.8 kW @	\$ 4.314666	\$564.36
Distribution Cost Recovery	130.8 kW @	\$ 0.229231	\$29.98
Storm Recovery Charge	130.8 kW @	\$ 0.348575	\$45.59
Tax Refund Credit			\$7.78 CR
Storm Recovery Tax Credit	130.8 kW @	\$ 0.012576	\$1.64 CR
Regulatory Asset Recovery	130.8 kW @	\$ 0.052535	\$6.87
Rate Case Expense Surcharge	76,608 kWh @	\$ 0.0000633	\$4.85
Energy Efficiency	76,608 kWh @	\$ 0.00067	\$51.33
TEEEF	130.8 kW @	\$ 0.22171	\$29.00
PUC Assessment			\$2.69
Gross Receipts Reimb			\$32.70

Total Distribution Charges	\$1,714.91
-----------------------------------	-------------------

TOTAL CHARGES FOR ESI ID	\$4,728.51
---------------------------------	-------------------



Customer Name: MATAGORDA COUNTY
Account Number: 100064844327
Invoice Number: 054007939388
Invoice Date: 07/15/2025

Page 13 of 65

ESI ID Detail:

Service Address:

2308 AVENUE F BAY CITY, TX 77414-6045

ESI ID: 10032789485567631

Product:

Fixed Price

Meter ID	Days	Read Type	Previous Read Date	Previous Meter Read	Current Read Date	Current Meter Read	Multiplier	Usage (kWh)	Actual kW/kVA	Billed kW/kVA
558782938	29	Actual	06/02/2025	24148	06/30/2025	24340	80.00	15360	35	35
TOTAL								15360	35	35

Electric Service Commercial

Service Period: 06/02/2025 to 06/30/2025

TXU Energy Fixed Price

Base Usage	15360 kWh @	\$ 0.0377995	\$580.60
Other Charges			\$1.40
Market Securitization (Debt) Financing			\$7.65
Other ERCOT Incremental AS Charges			\$1.59
PUC Assessment			\$0.99
Gross Receipts Reimb			\$12.05

Total Commercial Charges	\$604.28
---------------------------------	-----------------

Electric Service Distribution

Service Period: 06/02/2025 to 06/30/2025

Base Charge			\$2.28
Meter Charge			\$19.72
Distribution System Charge	35.1 kW @	\$ 7.148	\$250.89
Transmission Cost Recov Factor	35.1 kW @	\$ 4.314666	\$151.44
Distribution Cost Recovery	35.1 kW @	\$ 0.229231	\$8.05
Storm Recovery Charge	35.1 kW @	\$ 0.348575	\$12.23
Tax Refund Credit			\$2.22 CR
Storm Recovery Tax Credit	35.1 kW @	\$ 0.012576	\$0.44 CR
Regulatory Asset Recovery	35.1 kW @	\$ 0.052535	\$1.84
Rate Case Expense Surcharge	15,360 kWh @	\$ 0.0000633	\$0.97
Energy Efficiency	15,360 kWh @	\$ 0.00067	\$10.29
TEEEF	35.1 kW @	\$ 0.22171	\$7.78
PUC Assessment			\$0.74
Gross Receipts Reimb			\$9.02

Total Distribution Charges	\$472.58
-----------------------------------	-----------------

TOTAL CHARGES FOR ESI ID	\$1,076.87
---------------------------------	-------------------

Customer Name: MATAGORDA COUNTY
Account Number: 100064844327
Invoice Number: 054007939388
Invoice Date: 07/15/2025

ESI ID Detail:

Service Address:
Product:

2021 AVENUE G BLDG 1 BAY CITY, TX 77414-5003
Fixed Price

ESI ID: 10032789499291957

Meter ID	Days	Read Type	Previous Read Date	Previous Meter Read	Current Read Date	Current Meter Read	Multiplier	Usage (kWh)	Actual kW/kVA	Billed kW/kVA
558782912	29	Actual	06/02/2025	131820	06/30/2025	132655	40.00	33400	70	70
TOTAL								33400	70	70

Electric Service Commercial

Service Period: 06/02/2025 to 06/30/2025

TXU Energy Fixed Price

Base Usage	33400 kWh @	\$ 0.0377995	\$1,262.50
Other Charges			\$2.97
Market Securitization (Debt) Financing			\$16.64
Other ERCOT Incremental AS Charges			\$3.43
PUC Assessment			\$2.15
Gross Receipts Reimb			\$26.20

Total Commercial Charges **\$1,313.89**

Electric Service Distribution

Service Period: 06/02/2025 to 06/30/2025

Base Charge			\$2.28
Meter Charge			\$19.72
Distribution System Charge	69.8 kW @	\$ 7.148	\$498.93
Transmission Cost Recov Factor	69.8 kW @	\$ 4.314666	\$301.16
Distribution Cost Recovery	69.8 kW @	\$ 0.229231	\$16.00
Storm Recovery Charge	88.4 kW @	\$ 0.348575	\$30.81
Tax Refund Credit			\$4.24 CR
Storm Recovery Tax Credit	88.4 kW @	\$ 0.012576	\$1.11 CR
Regulatory Asset Recovery	69.8 kW @	\$ 0.052535	\$3.67
Rate Case Expense Surcharge	33,400 kWh @	\$ 0.0000633	\$2.11
Energy Efficiency	33,400 kWh @	\$ 0.00067	\$22.38
TEEEF	69.8 kW @	\$ 0.22171	\$15.48
PUC Assessment			\$1.44
Gross Receipts Reimb			\$17.54

Total Distribution Charges **\$926.17**

TOTAL CHARGES FOR ESI ID **\$2,240.06**



Customer Name: MATAGORDA COUNTY
Account Number: 100064844327
Invoice Number: 054007939388
Invoice Date: 07/15/2025

Page 15 of 65

ESI ID Detail:

Service Address:

4511 FM 2668 UNIT 1 BAY CITY, TX 77414-3991

ESI ID: 10032789419218250

Product:

Fixed Price

Meter ID	Days	Read Type	Previous Read Date	Previous Meter Read	Current Read Date	Current Meter Read	Multiplier	Usage (kWh)	Actual kW/kVA	Billed kW/kVA
592403229	32	Actual	05/08/2025	1979	06/08/2025	2027	160.00	7680	38	39
TOTAL								7680	38	39

Electric Service Commercial

Service Period: 05/08/2025 to 06/08/2025

TXU Energy Fixed Price

Base Usage	7680 kWh @	\$ 0.0377995	\$290.30
Other Charges			\$2.82
Market Securitization (Debt) Financing			\$3.83
Other ERCOT Incremental AS Charges			\$1.14
PUC Assessment			\$0.50

Total Commercial Charges	\$298.59
---------------------------------	-----------------

Electric Service Distribution

Service Period: 05/08/2025 to 06/08/2025

Base Charge			\$2.28
Meter Charge			\$19.72
Distribution System Charge	38.7 kW @	\$ 7.148	\$276.63
Transmission Cost Recov Factor	38.7 kW @	\$ 4.314666	\$166.98
Distribution Cost Recovery	38.7 kW @	\$ 0.229231	\$8.87
Storm Recovery Charge	75.8 kW @	\$ 0.348575	\$26.42
Nuclear Decommission	75.8 kW @	\$ 0.046998	\$3.56
Tax Refund Credit			\$2.43 CR
Storm Recovery Tax Credit	75.8 kW @	\$ 0.012576	\$0.95 CR
Regulatory Asset Recovery	38.7 kW @	\$ 0.052535	\$2.03
Rate Case Expense Surcharge	7,680 kWh @	\$ 0.0000633	\$0.49
Energy Efficiency	7,680 kWh @	\$ 0.00067	\$5.15
TEEEF	38.7 kW @	\$ 0.22171	\$8.58
PUC Assessment			\$0.80

Total Distribution Charges	\$518.13
-----------------------------------	-----------------

TOTAL CHARGES FOR ESI ID	\$816.72
---------------------------------	-----------------

Customer Name: MATAGORDA COUNTY
Account Number: 100064844327
Invoice Number: 054007939388
Invoice Date: 07/15/2025

Page 16 of 65.

ESI ID Detail:

Service Address:

4511 FM 2668 UNIT 2 BAY CITY, TX 77414-3991

ESI ID: 10032789474465420

Product:

Fixed Price

Meter ID	Days	Read Type	Previous Read Date	Previous Meter Read	Current Read Date	Current Meter Read	Multiplier	Usage (kWh)	Actual kW/kVA	Billed kW/kVA
592402234	32	Actual	05/08/2025	539	06/08/2025	562	100.00	2300	22	22
TOTAL								2300	22	22

Electric Service Commercial

Service Period: 05/08/2025 to 06/08/2025

TXU Energy Fixed Price

Base Usage	2300 kWh @	\$ 0.0377995	\$86.94
Other Charges			\$0.84
Market Securitization (Debt) Financing			\$1.15
Other ERCOT Incremental AS Charges			\$0.34
PUC Assessment			\$0.15

Total Commercial Charges **\$89.42**

Electric Service Distribution

Service Period: 05/08/2025 to 06/08/2025

Base Charge			\$2.28
Meter Charge			\$19.72
Distribution System Charge	21.7 kW @	\$ 7.148	\$155.11
Transmission Cost Recov Factor	21.7 kW @	\$ 4.314666	\$93.63
Distribution Cost Recovery	21.7 kW @	\$ 0.229231	\$4.97
Storm Recovery Charge	32.4 kW @	\$ 0.348575	\$11.29
Nuclear Decommission	32.4 kW @	\$ 0.046998	\$1.52
Tax Refund Credit			\$1.44 CR
Storm Recovery Tax Credit	32.4 kW @	\$ 0.012576	\$0.41 CR
Regulatory Asset Recovery	21.7 kW @	\$ 0.052535	\$1.14
Rate Case Expense Surcharge	2,300 kWh @	\$ 0.0000633	\$0.15
Energy Efficiency	2,300 kWh @	\$ 0.00067	\$1.54
TEEEF	21.7 kW @	\$ 0.22171	\$4.81
PUC Assessment			\$0.46

Total Distribution Charges **\$294.77**

TOTAL CHARGES FOR ESI ID **\$384.19**

DST 00072061



Customer Name: MATAGORDA COUNTY
Account Number: 100064844327
Invoice Number: 054007939388
Invoice Date: 07/15/2025

Page 17 of 65

ESI ID Detail:

Service Address:

4511 FM 2668 UNIT 3 BAY CITY, TX 77414-3991

ESI ID: 10032789406762840

Product:

Fixed Price

Meter ID	Days	Read Type	Previous Read Date	Previous Meter Read	Current Read Date	Current Meter Read	Multiplier	Usage (kWh)	Actual kW/kVA	Billed kW/kVA
171155561	32	Actual	05/08/2025	20409	06/08/2025	20770	1.00	361	3	3
TOTAL								361	3	3

Electric Service Commercial

Service Period: 05/08/2025 to 06/08/2025

TXU Energy Fixed Price

Base Usage	361 kWh @	\$ 0.0377995	\$13.65
Other Charges			\$0.13
Market Securitization (Debt) Financing			\$0.18
Other ERCOT Incremental AS Charges			\$0.05
PUC Assessment			\$0.02

Total Commercial Charges	\$14.03
---------------------------------	----------------

Electric Service Distribution

Service Period: 05/08/2025 to 06/08/2025

Base Charge			\$2.28
Meter Charge			\$19.72
Distribution System Charge	2.7 kW @	\$ 7.148	\$19.30
Transmission Cost Recov Factor	2.7 kW @	\$ 4.314666	\$11.65
Distribution Cost Recovery	2.7 kW @	\$ 0.229231	\$0.62
Storm Recovery Charge	26.6 kW @	\$ 0.348575	\$9.27
Nuclear Decommission	26.6 kW @	\$ 0.046998	\$1.25
Tax Refund Credit			\$0.34 CR
Storm Recovery Tax Credit	26.6 kW @	\$ 0.012576	\$0.33 CR
Regulatory Asset Recovery	2.7 kW @	\$ 0.052535	\$0.14
Rate Case Expense Surcharge	361 kWh @	\$ 0.0000633	\$0.02
Energy Efficiency	361 kWh @	\$ 0.00067	\$0.24
TEEEF	2.7 kW @	\$ 0.22171	\$0.60
PUC Assessment			\$0.09

Total Distribution Charges	\$64.51
-----------------------------------	----------------

TOTAL CHARGES FOR ESI ID	\$78.54
---------------------------------	----------------

Customer Name: MATAGORDA COUNTY
Account Number: 100064844327
Invoice Number: 054007939388
Invoice Date: 07/15/2025

Page 18 of 65

ESI ID Detail:

Service Address:

4511 FM 2668 UNIT 4 BAY CITY, TX 77414-3991

ESI ID: 10032789499566851

Product:

Fixed Price

Meter ID	Days	Read Type	Previous Read Date	Previous Meter Read	Current Read Date	Current Meter Read	Multiplier	Usage (kWh)	Actual kW/kVA	Billed kW/kVA
119431781	32	Actual	05/08/2025	23805	06/08/2025	23828	1.00	23	8	8
TOTAL								23	8	8

Electric Service Commercial

Service Period: 05/08/2025 to 06/08/2025

TXU Energy Fixed Price

Base Usage

23 kWh @ \$ 0.0377995

\$0.87

Other Charges

\$0.01

Market Securitization (Debt) Financing

\$0.01

Total Commercial Charges

\$0.89

Electric Service Distribution

Service Period: 05/08/2025 to 06/08/2025

Base Charge

\$2.28

Meter Charge

\$19.72

Distribution System Charge

8.1 kW @ \$ 7.148

\$57.90

Transmission Cost Recov Factor

8.1 kW @ \$ 4.314666

\$34.95

Distribution Cost Recovery

8.1 kW @ \$ 0.229231

\$1.86

Storm Recovery Charge

11.8 kW @ \$ 0.348575

\$4.11

Nuclear Decommission

11.8 kW @ \$ 0.046998

\$0.55

Tax Refund Credit

\$0.65 CR

Storm Recovery Tax Credit

11.8 kW @ \$ 0.012576

\$0.15 CR

Regulatory Asset Recovery

8.1 kW @ \$ 0.052535

\$0.43

Energy Efficiency

23 kWh @ \$ 0.00067

\$0.02

TEEEF

8.1 kW @ \$ 0.22171

\$1.80

PUC Assessment

\$0.19

Total Distribution Charges

\$123.01

TOTAL CHARGES FOR ESI ID

\$123.90

DST 00072061



Customer Name: MATAGORDA COUNTY
Account Number: 100064844327
Invoice Number: 054007939388
Invoice Date: 07/15/2025

Page 19 of 65

ESI ID Detail:

Service Address:

4511 FM 2668 UNIT 5 BAY CITY, TX 77414-3991

ESI ID: 10032789444026850

Product:

Fixed Price

Meter ID	Days	Read Type	Previous Read Date	Previous Meter Read	Current Read Date	Current Meter Read	Multiplier	Usage (kWh)	Actual kW/kVA	Billed kW/kVA
151900075	32	Actual	05/08/2025	34754	06/08/2025	34958	1.00	204	14	15
TOTAL								204	14	15

Electric Service Commercial

Service Period: 05/08/2025 to 06/08/2025

TXU Energy Fixed Price

Base Usage	204 kWh @	\$ 0.0377995	\$7.71
Other Charges			\$0.07
Market Securitization (Debt) Financing			\$0.10
Other ERCOT Incremental AS Charges			\$0.03
PUC Assessment			\$0.01

Total Commercial Charges **\$7.92**

Electric Service Distribution

Service Period: 05/08/2025 to 06/08/2025

Base Charge			\$2.28
Meter Charge			\$19.72
Distribution System Charge	14.5 kW @	\$ 7.148	\$103.65
Transmission Cost Recov Factor	14.5 kW @	\$ 4.314666	\$62.56
Distribution Cost Recovery	14.5 kW @	\$ 0.229231	\$3.32
Storm Recovery Charge	16.5 kW @	\$ 0.348575	\$5.75
Nuclear Decommission	16.5 kW @	\$ 0.046998	\$0.78
Tax Refund Credit			\$1.02 CR
Storm Recovery Tax Credit	16.5 kW @	\$ 0.012576	\$0.21 CR
Regulatory Asset Recovery	14.5 kW @	\$ 0.052535	\$0.76
Rate Case Expense Surcharge	204 kWh @	\$ 0.0000633	\$0.01
Energy Efficiency	204 kWh @	\$ 0.00067	\$0.14
TEEEF	14.5 kW @	\$ 0.22171	\$3.21
PUC Assessment			\$0.32

Total Distribution Charges **\$201.27**

TOTAL CHARGES FOR ESI ID **\$209.19**

Customer Name: MATAGORDA COUNTY
Account Number: 100064844327
Invoice Number: 054007939388
Invoice Date: 07/15/2025

Page 20 of 65

ESI ID Detail:

Service Address: 4511 FM 2668 UNIT 6 BAY CITY, TX 77414-3991
Product: Fixed Price

ESI ID: 10032789407891290

Meter ID	Days	Read Type	Previous Read Date	Previous Meter Read	Current Read Date	Current Meter Read	Multiplier	Usage (kWh)	Actual kW/kVA	Billed kW/kVA
200574765	32	Actual	05/08/2025	74629	06/08/2025	76007	1.00	1378	24	24
TOTAL								1378	24	24

Electric Service Commercial

Service Period: 05/08/2025 to 06/08/2025

TXU Energy Fixed Price

Base Usage	1378 kWh @	\$ 0.0377995	\$52.09
Other Charges			\$0.51
Market Securitization (Debt) Financing			\$0.69
Other ERCOT Incremental AS Charges			\$0.21
PUC Assessment			\$0.09

Total Commercial Charges	\$53.59
---------------------------------	----------------

Electric Service Distribution

Service Period: 05/08/2025 to 06/08/2025

Base Charge			\$2.28
Meter Charge			\$19.72
Distribution System Charge	24.2 kW @	\$ 7.148	\$172.98
Transmission Cost Recov Factor	24.2 kW @	\$ 4.314666	\$104.41
Distribution Cost Recovery	24.2 kW @	\$ 0.229231	\$5.55
Storm Recovery Charge	32.2 kW @	\$ 0.348575	\$11.22
Nuclear Decommission	32.2 kW @	\$ 0.046998	\$1.51
Tax Refund Credit			\$1.59 CR
Storm Recovery Tax Credit	32.2 kW @	\$ 0.012576	\$0.40 CR
Regulatory Asset Recovery	24.2 kW @	\$ 0.052535	\$1.27
Rate Case Expense Surcharge	1,378 kWh @	\$ 0.0000633	\$0.09
Energy Efficiency	1,378 kWh @	\$ 0.00067	\$0.92
TEEEF	24.2 kW @	\$ 0.22171	\$5.37
PUC Assessment			\$0.51

Total Distribution Charges	\$323.84
-----------------------------------	-----------------

TOTAL CHARGES FOR ESI ID	\$377.43
---------------------------------	-----------------

DST 00072061



Customer Name: MATAGORDA COUNTY
Account Number: 100064844327
Invoice Number: 054007939388
Invoice Date: 07/15/2025

ESI ID Detail:

Service Address:

4511 FM 2668 UNIT 7 BAY CITY, TX 77414-3991

ESI ID: 10032789420166760

Product:

Fixed Price

Meter ID	Days	Read Type	Previous Read Date	Previous Meter Read	Current Read Date	Current Meter Read	Multiplier	Usage (kWh)	Actual kW/kVA	Billed kW/kVA
200229223	32	Actual	05/08/2025	315	06/08/2025	473	1.00	158	4	0
TOTAL								158	4	0

Electric Service Commercial

Service Period: 05/08/2025 to 06/08/2025

TXU Energy Fixed Price

Base Usage	158 kWh @	\$ 0.0377995	\$5.97
Other Charges			\$0.06
Market Securitization (Debt) Financing			\$0.08
Other ERCOT Incremental AS Charges			\$0.02
PUC Assessment			\$0.01

Total Commercial Charges \$6.14

Electric Service Distribution

Service Period: 05/08/2025 to 06/08/2025

Base Charge			\$1.45
Meter Charge			\$4.21
Distribution System Charge	158 kWh @	\$ 0.026454	\$4.18
Transmission Cost Recov Factor	158 kWh @	\$ 0.00949	\$1.50
Distribution Cost Recovery	158 kWh @	\$ 0.001786	\$0.28
Storm Recovery Charge	158 kWh @	\$ 0.001723	\$0.27
Nuclear Decommission	158 kWh @	\$ 0.000174	\$0.03
Tax Refund Credit			\$0.08 CR
Storm Recovery Tax Credit	158 kWh @	\$ 0.000063	\$0.01 CR
Regulatory Asset Recovery	158 kWh @	\$ 0.000171	\$0.03
Rate Case Expense Surcharge	158 kWh @	\$ 0.000142	\$0.02
Energy Efficiency	158 kWh @	\$ 0.000693	\$0.11
TEEEF	158 kWh @	\$ 0.00088	\$0.14
PUC Assessment			\$0.02

Total Distribution Charges \$12.15

TOTAL CHARGES FOR ESI ID \$18.29

Customer Name: MATAGORDA COUNTY
Account Number: 100064844327
Invoice Number: 054007939388
Invoice Date: 07/15/2025

Page 22 of 65

ESI ID Detail:

Service Address:

4511 FM 2668 UNIT 8 BAY CITY, TX 77414-3991

ESI ID: 10032789419036321

Product:

Fixed Price

Meter ID	Days	Read Type	Previous Read Date	Previous Meter Read	Current Read Date	Current Meter Read	Multiplier	Usage (kWh)	Actual kW/kVA	Billed kW/kVA
125243718	32	Actual	05/08/2025	15044	06/08/2025	15181	1.00	137		
TOTAL								137	0	0

Electric Service Commercial

Service Period: 05/08/2025 to 06/08/2025

TXU Energy Fixed Price

Base Usage

137 kWh @ \$ 0.0377995 \$5.18

Other Charges

\$0.05

Market Securitization (Debt) Financing

\$0.07

Other ERCOT Incremental AS Charges

\$0.02

PUC Assessment

\$0.01

Total Commercial Charges

\$5.33

Electric Service Distribution

Service Period: 05/08/2025 to 06/08/2025

Base Charge

\$1.45

Meter Charge

\$4.21

Distribution System Charge

137 kWh @ \$ 0.026454 \$3.62

Transmission Cost Recov Factor

137 kWh @ \$ 0.00949 \$1.30

Distribution Cost Recovery

137 kWh @ \$ 0.001786 \$0.24

Storm Recovery Charge

137 kWh @ \$ 0.001723 \$0.24

Nuclear Decommission

137 kWh @ \$ 0.000174 \$0.02

Tax Refund Credit

\$0.08 CR

Storm Recovery Tax Credit

137 kWh @ \$ 0.000063 \$0.01 CR

Regulatory Asset Recovery

137 kWh @ \$ 0.000171 \$0.02

Rate Case Expense Surcharge

137 kWh @ \$ 0.000142 \$0.02

Energy Efficiency

137 kWh @ \$ 0.000693 \$0.09

TEEEF

137 kWh @ \$ 0.00088 \$0.12

PUC Assessment

\$0.02

Total Distribution Charges

\$11.26

TOTAL CHARGES FOR ESI ID

\$16.59

DST 00072061



Customer Name: MATAGORDA COUNTY
Account Number: 100064844327
Invoice Number: 054007939388
Invoice Date: 07/15/2025

ESI ID Detail:

Service Address:

4511 FM 2668 UNIT 9 BAY CITY, TX 77414-3991

ESI ID: 10032789443561762

Product:

Fixed Price

Meter ID	Days	Read Type	Previous Read Date	Previous Meter Read	Current Read Date	Current Meter Read	Multiplier	Usage (kWh)	Actual kW/kVA	Billed kW/kVA
590613354	32	Actual	05/08/2025	1166	06/08/2025	1190	40.00	960	14	14
TOTAL								960	14	14

Electric Service Commercial

Service Period: 05/08/2025 to 06/08/2025

TXU Energy Fixed Price

Base Usage	960 kWh @	\$ 0.0377995	\$36.29
Other Charges			\$0.35
Market Securitization (Debt) Financing			\$0.48
Other ERCOT Incremental AS Charges			\$0.14
PUC Assessment			\$0.06

Total Commercial Charges \$37.32

Electric Service Distribution

Service Period: 05/08/2025 to 06/08/2025

Base Charge			\$2.28
Meter Charge			\$19.72
Distribution System Charge	14.2 kW @	\$ 7.148	\$101.50
Transmission Cost Recov Factor	14.2 kW @	\$ 4.314666	\$61.27
Distribution Cost Recovery	14.2 kW @	\$ 0.229231	\$3.26
Storm Recovery Charge	14.2 kW @	\$ 0.348575	\$4.95
Nuclear Decommission	14.2 kW @	\$ 0.046998	\$0.67
Tax Refund Credit			\$1.00 CR
Storm Recovery Tax Credit	14.2 kW @	\$ 0.012576	\$0.18 CR
Regulatory Asset Recovery	14.2 kW @	\$ 0.052535	\$0.75
Rate Case Expense Surcharge	960 kWh @	\$ 0.0000633	\$0.06
Energy Efficiency	960 kWh @	\$ 0.00067	\$0.64
TEEEF	14.2 kW @	\$ 0.22171	\$3.15
PUC Assessment			\$0.32

Total Distribution Charges \$197.38

TOTAL CHARGES FOR ESI ID \$234.71

Customer Name: MATAGORDA COUNTY
Account Number: 100064844327
Invoice Number: 054007939388
Invoice Date: 07/15/2025

Page 24 of 65

ESI ID Detail:

Service Address:

HAMMAN RD ODLT 400HPS AL BAY CITY, TX 77414

ESI ID: 10032789443561763

Product:

Fixed Price

Meter ID	Days	Read Type	Previous Read Date	Previous Meter Read	Current Read Date	Current Meter Read	Multiplier	Usage (kWh)	Actual kW/kVA	Billed kW/kVA
7005516394SD	32	Actual	05/09/2025	0	06/09/2025	310	1.00	310		
TOTAL								310	0	0

Electric Service Commercial

Service Period: 05/09/2025 to 06/09/2025

TXU Energy Fixed Price

Base Usage	310 kWh @	\$ 0.0377995	\$11.72
Other Charges			\$0.11
Market Securitization (Debt) Financing			\$0.15
Other ERCOT Incremental AS Charges			\$0.06
PUC Assessment			\$0.02
Gross Receipts Reimb			\$0.25

Total Commercial Charges	\$12.31
---------------------------------	----------------

Electric Service Distribution

Service Period: 05/09/2025 to 06/09/2025

Outdoor Lighting - Facilities			\$15.02
Distribution System Charge	310 kWh @	\$ 0.0264516	\$8.20
Transmission Cost Recov Factor	310 kWh @	\$ 0.0094839	\$2.94
Distribution Cost Recovery	310 kWh @	\$ 0.0017742	\$0.55
Storm Recovery Charge	310 kWh @	\$ 0.0120645	\$3.74
Nuclear Decommission	310 kWh @	\$ 0.0001613	\$0.05
Tax Refund Credit			\$0.19 CR
Storm Recovery Tax Credit	310 kWh @	\$ 0.0004194	\$0.13 CR
Regulatory Asset Recovery	310 kWh @	\$ 0.0002581	\$0.08
Rate Case Expense Surcharge	310 kWh @	\$ 0.000129	\$0.04
TEEEF	310 kWh @	\$ 0.000871	\$0.27
PUC Assessment			\$0.04
Gross Receipts Reimb			\$0.54

Total Distribution Charges	\$31.15
-----------------------------------	----------------

TOTAL CHARGES FOR ESI ID	\$43.46
---------------------------------	----------------

DST 00072061



Customer Name: MATAGORDA COUNTY
Account Number: 100064844327
Invoice Number: 054007939388
Invoice Date: 07/15/2025

ESI ID Detail:

Service Address:

STATE HIGHWAY 60 STLG 250HPSA BAY CITY, TX 77414

ESI ID: 10032789423558520

Product:

Fixed Price

Meter ID	Days	Read Type	Previous Read Date	Previous Meter Read	Current Read Date	Current Meter Read	Multiplier	Usage (kWh)	Actual kW/kVA	Billed kW/kVA
7006982603SD	32	Actual	05/23/2025	0	06/23/2025	104	1.00	104		
TOTAL								104	0	0

Electric Service Commercial

Service Period: 05/23/2025 to 06/23/2025

TXU Energy Fixed Price

Base Usage	104 kWh @	\$ 0.0377995	\$3.93
Other Charges			\$0.02
Market Securitization (Debt) Financing			\$0.05
Other ERCOT Incremental AS Charges			\$0.01
PUC Assessment			\$0.01

Total Commercial Charges	\$4.02
---------------------------------	---------------

Electric Service Distribution

Service Period: 05/23/2025 to 06/23/2025

Base Charge		\$1.45		
Street Lighting - Facilities		\$11.12		
Distribution System Charge	104 kWh @	\$ 0.0264423	\$2.75	
Transmission Cost Recov Factor	104 kWh @	\$ 0.0095192	\$0.99	
Distribution Cost Recovery	104 kWh @	\$ 0.0018269	\$0.19	
Storm Recovery Charge	104 kWh @	\$ 0.0120192	\$1.25	
Nuclear Decommission	104 kWh @	\$ 0.0001923	\$0.02	
Tax Refund Credit		\$0.12	CR	
Storm Recovery Tax Credit	104 kWh @	\$ 0.0004808	\$0.05	CR
Regulatory Asset Recovery	104 kWh @	\$ 0.0002885	\$0.03	
Rate Case Expense Surcharge	104 kWh @	\$ 0.0000962	\$0.01	
TEEEF	104 kWh @	\$ 0.0008654	\$0.09	
PUC Assessment		\$0.03		

Total Distribution Charges	\$17.78
-----------------------------------	----------------

TOTAL CHARGES FOR ESI ID	\$21.78
---------------------------------	----------------

Customer Name: MATAGORDA COUNTY
Account Number: 100064844327
Invoice Number: 054007939388
Invoice Date: 07/15/2025

Page 26 of 65

ESI ID Detail:

Service Address:

2604 NICHOLS AVE BAY CITY, TX 77414-6958

ESI ID: 10032789459112270

Product:

Fixed Price

Meter ID	Days	Read Type	Previous Read Date	Previous Meter Read	Current Read Date	Current Meter Read	Multiplier	Usage (kWh)	Actual kW/kVA	Billed kW/kVA
122240792	32	Actual	05/08/2025	255084	06/08/2025	258192	1.00	3108	10	0
TOTAL								3108	10	0

Electric Service Commercial

Service Period: 05/08/2025 to 06/08/2025

TXU Energy Fixed Price

Base Usage	3108 kWh @	\$ 0.0377995	\$117.48
Other Charges			\$1.14
Market Securitization (Debt) Financing			\$1.55
Other ERCOT Incremental AS Charges			\$0.46
PUC Assessment			\$0.20
Gross Receipts Reimb			\$2.46

Total Commercial Charges	\$123.29
---------------------------------	-----------------

Electric Service Distribution

Service Period: 05/08/2025 to 06/08/2025

Base Charge			\$1.45
Meter Charge			\$4.21
Distribution System Charge	3,108 kWh @	\$ 0.026454	\$82.22
Transmission Cost Recov Factor	3,108 kWh @	\$ 0.00949	\$29.49
Distribution Cost Recovery	3,108 kWh @	\$ 0.001786	\$5.55
Storm Recovery Charge	3,108 kWh @	\$ 0.001723	\$5.36
Nuclear Decommission	3,108 kWh @	\$ 0.000174	\$0.54
Tax Refund Credit			\$0.71 CR
Storm Recovery Tax Credit	3,108 kWh @	\$ 0.000063	\$0.20 CR
Regulatory Asset Recovery	3,108 kWh @	\$ 0.000171	\$0.53
Rate Case Expense Surcharge	3,108 kWh @	\$ 0.000142	\$0.44
Energy Efficiency	3,108 kWh @	\$ 0.000693	\$2.15
TEEEF	3,108 kWh @	\$ 0.00088	\$2.74
PUC Assessment			\$0.21
Gross Receipts Reimb			\$2.55

Total Distribution Charges	\$136.53
-----------------------------------	-----------------

TOTAL CHARGES FOR ESI ID	\$259.82
---------------------------------	-----------------



Customer Name: MATAGORDA COUNTY
Account Number: 100064844327
Invoice Number: 054007939388
Invoice Date: 07/15/2025

Page 27 of 65

ESI ID Detail:

Service Address: 3588 1/2 NICHOLS AVE BAY CITY, TX 77414-7383
Product: Fixed Price

ESI ID: 10032789479928771

Meter ID	Days	Read Type	Previous Read Date	Previous Meter Read	Current Read Date	Current Meter Read	Multiplier	Usage (kWh)	Actual kW/kVA	Billed kW/kVA
7005770635SD	32	Actual	05/08/2025	0	06/08/2025	57	1.00	57		
TOTAL								57	0	0

Electric Service Commercial

Service Period: 05/08/2025 to 06/08/2025

TXU Energy Fixed Price

Base Usage	57 kWh @	\$ 0.0377995	\$2.15
Other Charges			\$0.02
Market Securitization (Debt) Financing			\$0.03
Other ERCOT Incremental AS Charges			\$0.01
Gross Receipts Reimb			\$0.05

Total Commercial Charges	\$2.26
---------------------------------	---------------

Electric Service Distribution

Service Period: 05/08/2025 to 06/08/2025

Outdoor Lighting - Facilities		\$6.44	
Distribution System Charge	57 kWh @	\$ 0.0264912	\$1.51
Transmission Cost Recov Factor	57 kWh @	\$ 0.0094737	\$0.54
Distribution Cost Recovery	57 kWh @	\$ 0.0017544	\$0.10
Storm Recovery Charge	57 kWh @	\$ 0.0121053	\$0.69
Nuclear Decommission	57 kWh @	\$ 0.0001754	\$0.01
Tax Refund Credit			\$0.06 CR
Storm Recovery Tax Credit	57 kWh @	\$ 0.0003509	\$0.02 CR
Regulatory Asset Recovery	57 kWh @	\$ 0.0003509	\$0.02
Rate Case Expense Surcharge	57 kWh @	\$ 0.0001754	\$0.01
TEEEF	57 kWh @	\$ 0.0008772	\$0.05
PUC Assessment			\$0.01
Gross Receipts Reimb			\$0.17

Total Distribution Charges	\$9.47
-----------------------------------	---------------

TOTAL CHARGES FOR ESI ID	\$11.73
---------------------------------	----------------

Customer Name: MATAGORDA COUNTY
Account Number: 100064844327
Invoice Number: 054007939388
Invoice Date: 07/15/2025

Page 28 of 65

ESI ID Detail:

Service Address: NICHOLS AVE UNIT 250HPSA BAY CITY, TX 77414
Product: Fixed Price

ESI ID: 10032789485513550

Meter ID	Days	Read Type	Previous Read Date	Previous Meter Read	Current Read Date	Current Meter Read	Multiplier	Usage (kWh)	Actual kW/kVA	Billed kW/kVA
7007116623SD	30	Actual	05/12/2025	0	06/10/2025	520	1.00	520		
TOTAL								520	0	0

Electric Service Commercial

Service Period: 05/12/2025 to 06/10/2025

TXU Energy Fixed Price

Base Usage	520 kWh @	\$ 0.0377995	\$19.66
Other Charges			\$0.19
Market Securitization (Debt) Financing			\$0.26
Other ERCOT Incremental AS Charges			\$0.10
PUC Assessment			\$0.03
Gross Receipts Reimb			\$0.41

Total Commercial Charges	\$20.65
---------------------------------	----------------

Electric Service Distribution

Service Period: 05/12/2025 to 06/10/2025

Base Charge		\$1.45	
Street Lighting - Facilities		\$55.60	
Distribution System Charge	520 kWh @	\$ 0.0264615	\$13.76
Transmission Cost Recov Factor	520 kWh @	\$ 0.0094808	\$4.93
Distribution Cost Recovery	520 kWh @	\$ 0.0017885	\$0.93
Storm Recovery Charge	520 kWh @	\$ 0.0120577	\$6.27
Nuclear Decommission	520 kWh @	\$ 0.0001731	\$0.09
Tax Refund Credit			\$0.58 CR
Storm Recovery Tax Credit	520 kWh @	\$ 0.0004423	\$0.23 CR
Regulatory Asset Recovery	520 kWh @	\$ 0.0002692	\$0.14
Rate Case Expense Surcharge	520 kWh @	\$ 0.0001346	\$0.07
TEEEF	520 kWh @	\$ 0.0008846	\$0.46
PUC Assessment			\$0.13
Gross Receipts Reimb			\$1.55

Total Distribution Charges	\$84.57
-----------------------------------	----------------

TOTAL CHARGES FOR ESI ID	\$105.22
---------------------------------	-----------------



Customer Name: MATAGORDA COUNTY
Account Number: 100064844327
Invoice Number: 054007939388
Invoice Date: 07/15/2025

Page 29 of 65

ESI ID Detail:

Service Address: NICHOLS AVE UNIT 400FLD1 BAY CITY, TX 77414
Product: Fixed Price

ESI ID: 10032789485513552

Meter ID	Days	Read Type	Previous Read Date	Previous Meter Read	Current Read Date	Current Meter Read	Multiplier	Usage (kWh)	Actual kW/kVA	Billed kW/kVA
7007116680SD	29	Actual	05/29/2025	0	06/26/2025	310	1.00	310		
TOTAL								310	0	0

Electric Service Commercial

Service Period: 05/29/2025 to 06/26/2025
TXU Energy Fixed Price

Base Usage	310 kWh @	\$ 0.0377995	\$11.72
Other Charges			\$0.04
Market Securitization (Debt) Financing			\$0.15
Other ERCOT Incremental AS Charges			\$0.04
PUC Assessment			\$0.02
Gross Receipts Reimb			\$0.24

Total Commercial Charges	\$12.21
---------------------------------	----------------

Electric Service Distribution

Service Period: 05/29/2025 to 06/26/2025

Outdoor Lighting - Facilities			\$15.02
Distribution System Charge	310 kWh @	\$ 0.0264516	\$8.20
Transmission Cost Recov Factor	310 kWh @	\$ 0.0094839	\$2.94
Distribution Cost Recovery	310 kWh @	\$ 0.0017742	\$0.55
Storm Recovery Charge	310 kWh @	\$ 0.0120645	\$3.74
Nuclear Decommission	310 kWh @	\$ 0.0001613	\$0.05
Tax Refund Credit			\$0.19 CR
Storm Recovery Tax Credit	310 kWh @	\$ 0.0004194	\$0.13 CR
Regulatory Asset Recovery	310 kWh @	\$ 0.0002581	\$0.08
Rate Case Expense Surcharge	310 kWh @	\$ 0.000129	\$0.04
TEEEF	310 kWh @	\$ 0.000871	\$0.27
PUC Assessment			\$0.04
Gross Receipts Reimb			\$0.54

Total Distribution Charges	\$31.15
-----------------------------------	----------------

TOTAL CHARGES FOR ESI ID	\$43.36
---------------------------------	----------------

Customer Name: MATAGORDA COUNTY
Account Number: 100064844327
Invoice Number: 054007939388
Invoice Date: 07/15/2025

Page 30 of 65

ESI ID Detail:

Service Address: NICHOLS RD UNIT 250HPSA BAY CITY, TX 77414
Product: Fixed Price

ESI ID: 10032789480469090

Meter ID	Days	Read Type	Previous Read Date	Previous Meter Read	Current Read Date	Current Meter Read	Multiplier	Usage (kWh)	Actual kW/kVA	Billed kW/kVA
7007112012SD	30	Actual	05/12/2025	0	06/10/2025	208	1.00	208		
TOTAL								208	0	0

Electric Service Commercial

Service Period: 05/12/2025 to 06/10/2025
TXU Energy Fixed Price

Base Usage	208 kWh @	\$ 0.0377995	\$7.86
Other Charges			\$0.08
Market Securitization (Debt) Financing			\$0.10
Other ERCOT Incremental AS Charges			\$0.04
PUC Assessment			\$0.01
Gross Receipts Reimb			\$0.16

Total Commercial Charges	\$8.25
---------------------------------	---------------

Electric Service Distribution

Service Period: 05/12/2025 to 06/10/2025

Base Charge			\$1.45
Street Lighting - Facilities			\$22.24
Distribution System Charge	208 kWh @	\$ 0.0264423	\$5.50
Transmission Cost Recov Factor	208 kWh @	\$ 0.0094712	\$1.97
Distribution Cost Recovery	208 kWh @	\$ 0.0017788	\$0.37
Storm Recovery Charge	208 kWh @	\$ 0.0120673	\$2.51
Nuclear Decommission	208 kWh @	\$ 0.0001923	\$0.04
Tax Refund Credit			\$0.24 CR
Storm Recovery Tax Credit	208 kWh @	\$ 0.0004327	\$0.09 CR
Regulatory Asset Recovery	208 kWh @	\$ 0.0002885	\$0.06
Rate Case Expense Surcharge	208 kWh @	\$ 0.0001442	\$0.03
TEEEF	208 kWh @	\$ 0.0008654	\$0.18
PUC Assessment			\$0.05
Gross Receipts Reimb			\$0.64

Total Distribution Charges	\$34.71
-----------------------------------	----------------

TOTAL CHARGES FOR ESI ID	\$42.96
---------------------------------	----------------



Customer Name: MATAGORDA COUNTY
Account Number: 100064844327
Invoice Number: 054007939388
Invoice Date: 07/15/2025

Page 31 of 65

ESI ID Detail:

Service Address:

FM 616 W BLESSING, TX 77419

ESI ID: 10032789461693261

Product:

Fixed Price

Meter ID	Days	Read Type	Previous Read Date	Previous Meter Read	Current Read Date	Current Meter Read	Multiplier	Usage (kWh)	Actual kW/kVA	Billed kW/kVA
7007074015SD	29	Actual	06/02/2025	0	06/30/2025	39	1.00	39		
TOTAL								39	0	0

Electric Service Commercial

Service Period: 06/02/2025 to 06/30/2025

TXU Energy Fixed Price

Base Usage

39 kWh @ \$ 0.0377995

\$1.47

Market Securitization (Debt) Financing

\$0.02

Total Commercial Charges

\$1.49

Electric Service Distribution

Service Period: 06/02/2025 to 06/30/2025

Outdoor Lighting - Facilities

\$6.44

Distribution System Charge

39 kWh @ \$ 0.0264103

\$1.03

Transmission Cost Recov Factor

39 kWh @ \$ 0.0094872

\$0.37

Distribution Cost Recovery

39 kWh @ \$ 0.0017949

\$0.07

Storm Recovery Charge

39 kWh @ \$ 0.0120513

\$0.47

Tax Refund Credit

\$0.06 CR

Storm Recovery Tax Credit

39 kWh @ \$ 0.0005128

\$0.02 CR

Regulatory Asset Recovery

39 kWh @ \$ 0.0002564

\$0.01

Rate Case Expense Surcharge

39 kWh @ \$ 0.0002564

\$0.01

TEEEF

39 kWh @ \$ 0.0007692

\$0.03

PUC Assessment

\$0.01

Total Distribution Charges

\$8.36

TOTAL CHARGES FOR ESI ID

\$9.85

Customer Name: MATAGORDA COUNTY
Account Number: 100064844327
Invoice Number: 054007939388
Invoice Date: 07/15/2025

Page 32 of 65

ESI ID Detail:

Service Address:

FM 616 W STLG 250HPS BLESSING, TX 77419

ESI ID: 10032789402787492

Product:

Fixed Price

Meter ID	Days	Read Type	Previous Read Date	Previous Meter Read	Current Read Date	Current Meter Read	Multiplier	Usage (kWh)	Actual kW/kVA	Billed kW/kVA
7006972189SD	29	Actual	06/02/2025	0	06/30/2025	832	1.00	832		
TOTAL								832	0	0

Electric Service Commercial

Service Period: 06/02/2025 to 06/30/2025

TXU Energy Fixed Price

Base Usage	832 kWh @	\$ 0.0377995	\$31.45
Other Charges			\$0.10
Market Securitization (Debt) Financing			\$0.41
Other ERCOT Incremental AS Charges			\$0.10
PUC Assessment			\$0.05

Total Commercial Charges	\$32.11
---------------------------------	----------------

Electric Service Distribution

Service Period: 06/02/2025 to 06/30/2025

Base Charge		\$1.45		
Street Lighting - Facilities		\$88.96		
Distribution System Charge	832 kWh @	\$ 0.0264543	\$22.01	
Transmission Cost Recov Factor	832 kWh @	\$ 0.0094952	\$7.90	
Distribution Cost Recovery	832 kWh @	\$ 0.0017909	\$1.49	
Storm Recovery Charge	832 kWh @	\$ 0.0120553	\$10.03	
Tax Refund Credit		\$0.91	CR	
Storm Recovery Tax Credit	832 kWh @	\$ 0.0004327	\$0.36	CR
Regulatory Asset Recovery	832 kWh @	\$ 0.0002644	\$0.22	
Rate Case Expense Surcharge	832 kWh @	\$ 0.0001442	\$0.12	
TEEEF	832 kWh @	\$ 0.0008774	\$0.73	
PUC Assessment		\$0.20		

Total Distribution Charges	\$131.84
-----------------------------------	-----------------

TOTAL CHARGES FOR ESI ID	\$163.95
---------------------------------	-----------------



Customer Name: MATAGORDA COUNTY
Account Number: 100064844327
Invoice Number: 054007939388
Invoice Date: 07/15/2025

Page 33 of 65

ESI ID Detail:

Service Address:

AVENUE C UNIT PRKLITE BLESSING, TX 77419

ESI ID: 10032789478079271

Product:

Fixed Price

Meter ID	Days	Read Type	Previous Read Date	Previous Meter Read	Current Read Date	Current Meter Read	Multiplier	Usage (kWh)	Actual kW/kVA	Billed kW/kVA
144074530	29	Actual	06/02/2025	24244	06/30/2025	24434	1.00	190	1	0
TOTAL								190	1	0

Electric Service Commercial

Service Period: 06/02/2025 to 06/30/2025

TXU Energy Fixed Price

Base Usage	190 kWh @	\$ 0.0377995	\$7.18
Other Charges			\$0.02
Market Securitization (Debt) Financing			\$0.09
Other ERCOT Incremental AS Charges			\$0.02
PUC Assessment			\$0.01

Total Commercial Charges	\$7.32
---------------------------------	---------------

Electric Service Distribution

Service Period: 06/02/2025 to 06/30/2025

Base Charge			\$1.45
Meter Charge			\$4.21
Distribution System Charge	190 kWh @	\$ 0.026454	\$5.03
Transmission Cost Recov Factor	190 kWh @	\$ 0.00949	\$1.80
Distribution Cost Recovery	190 kWh @	\$ 0.001786	\$0.34
Storm Recovery Charge	190 kWh @	\$ 0.001723	\$0.33
Tax Refund Credit			\$0.09 CR
Storm Recovery Tax Credit	190 kWh @	\$ 0.000063	\$0.01 CR
Regulatory Asset Recovery	190 kWh @	\$ 0.000171	\$0.03
Rate Case Expense Surcharge	190 kWh @	\$ 0.000142	\$0.03
Energy Efficiency	190 kWh @	\$ 0.000693	\$0.13
TEEEF	190 kWh @	\$ 0.00088	\$0.17
PUC Assessment			\$0.02

Total Distribution Charges	\$13.44
-----------------------------------	----------------

TOTAL CHARGES FOR ESI ID	\$20.76
---------------------------------	----------------

Customer Name: MATAGORDA COUNTY
Account Number: 100064844327
Invoice Number: 054007939388
Invoice Date: 07/15/2025

Page 34 of 65

ESI ID Detail:

Service Address: 734 FM 616 BLESSING, TX 77419
Product: Fixed Price

ESI ID: 10032789434493655

Meter ID	Days	Read Type	Previous Read Date	Previous Meter Read	Current Read Date	Current Meter Read	Multiplier	Usage (kWh)	Actual kW/kVA	Billed kW/kVA
592809348	29	Actual	06/02/2025	256	06/30/2025	379	20.00	2460	18	18
TOTAL								2460	18	18

Electric Service Commercial

Service Period: 06/02/2025 to 06/30/2025

TXU Energy Fixed Price

Base Usage	2460 kWh @	\$ 0.0377995	\$92.99
Other Charges			\$0.20
Market Securitization (Debt) Financing			\$1.23
Other ERCOT Incremental AS Charges			\$0.24
PUC Assessment			\$0.16

Total Commercial Charges	\$94.82
---------------------------------	----------------

Electric Service Distribution

Service Period: 06/02/2025 to 06/30/2025

Base Charge			\$2.28
Meter Charge			\$19.72
Distribution System Charge	18.4 kW @	\$ 7.148	\$131.52
Transmission Cost Recov Factor	18.4 kW @	\$ 4.314666	\$79.39
Distribution Cost Recovery	18.4 kW @	\$ 0.229231	\$4.22
Storm Recovery Charge	18.4 kW @	\$ 0.348575	\$6.41
Tax Refund Credit			\$1.25 CR
Storm Recovery Tax Credit	18.4 kW @	\$ 0.012576	\$0.23 CR
Regulatory Asset Recovery	18.4 kW @	\$ 0.052535	\$0.97
Rate Case Expense Surcharge	2,460 kWh @	\$ 0.0000633	\$0.16
Energy Efficiency	2,460 kWh @	\$ 0.00067	\$1.65
TEEEF	18.4 kW @	\$ 0.22171	\$4.08
PUC Assessment			\$0.40

Total Distribution Charges	\$249.32
-----------------------------------	-----------------

TOTAL CHARGES FOR ESI ID	\$344.14
---------------------------------	-----------------



Customer Name: MATAGORDA COUNTY
Account Number: 100064844327
Invoice Number: 054007939388
Invoice Date: 07/15/2025

Page 35 of 65

ESI ID Detail:

Service Address:

139 FM 616 W STLG 250HPS BLESSING, TX 77419

ESI ID: 10032789436470608

Product:

Fixed Price

Meter ID	Days	Read Type	Previous Read Date	Previous Meter Read	Current Read Date	Current Meter Read	Multiplier	Usage (kWh)	Actual kW/kVA	Billed kW/kVA
7005470886SD	29	Actual	05/29/2025	0	06/26/2025	104	1.00	104		
TOTAL								104	0	0

Electric Service Commercial

Service Period: 05/29/2025 to 06/26/2025

TXU Energy Fixed Price

Base Usage	104 kWh @	\$ 0.0377995	\$3.93
Other Charges			\$0.01
Market Securitization (Debt) Financing			\$0.05
Other ERCOT Incremental AS Charges			\$0.01
PUC Assessment			\$0.01

Total Commercial Charges	\$4.01
---------------------------------	---------------

Electric Service Distribution

Service Period: 05/29/2025 to 06/26/2025

Base Charge			\$1.45
Street Lighting - Facilities			\$11.12
Distribution System Charge	104 kWh @	\$ 0.0264423	\$2.75
Transmission Cost Recov Factor	104 kWh @	\$ 0.0095192	\$0.99
Distribution Cost Recovery	104 kWh @	\$ 0.0018269	\$0.19
Storm Recovery Charge	104 kWh @	\$ 0.0120192	\$1.25
Nuclear Decommission	104 kWh @	\$ 0.0001923	\$0.02
Tax Refund Credit			\$0.12 CR
Storm Recovery Tax Credit	104 kWh @	\$ 0.0004808	\$0.05 CR
Regulatory Asset Recovery	104 kWh @	\$ 0.0002885	\$0.03
Rate Case Expense Surcharge	104 kWh @	\$ 0.0000962	\$0.01
TEEEF	104 kWh @	\$ 0.0008654	\$0.09
PUC Assessment			\$0.03

Total Distribution Charges	\$17.76
-----------------------------------	----------------

TOTAL CHARGES FOR ESI ID	\$21.77
---------------------------------	----------------

Customer Name: MATAGORDA COUNTY
Account Number: 100064844327
Invoice Number: 054007939388
Invoice Date: 07/15/2025

Page 36 of 65

ESI ID Detail:

Service Address: 560 FM 616 W UNIT PARK BLESSING, TX 77419
Product: Fixed Price

ESI ID: 10032789402787491

Meter ID	Days	Read Type	Previous Read Date	Previous Meter Read	Current Read Date	Current Meter Read	Multiplier	Usage (kWh)	Actual kW/kVA	Billed kW/kVA
558783656	29	Actual	06/02/2025	1442	06/30/2025	1462	192.00	3840	204	203
TOTAL								3840	204	203

Electric Service Commercial

Service Period: 06/02/2025 to 06/30/2025

TXU Energy Fixed Price

Base Usage	3840 kWh @	\$ 0.0377995	\$145.15
Other Charges			\$0.31
Market Securitization (Debt) Financing			\$1.92
Other ERCOT Incremental AS Charges			\$0.38
PUC Assessment			\$0.25

Total Commercial Charges	\$148.01
---------------------------------	-----------------

Electric Service Distribution

Service Period: 06/02/2025 to 06/30/2025

Base Charge			\$2.28
Meter Charge			\$19.72
Distribution System Charge	203.1 kW @	\$ 7.148	\$1,451.76
Transmission Cost Recov Factor	203.1 kW @	\$ 4.314666	\$876.31
Distribution Cost Recovery	203.1 kW @	\$ 0.229231	\$46.56
Storm Recovery Charge	203.1 kW @	\$ 0.348575	\$70.80
Tax Refund Credit			\$11.99 CR
Storm Recovery Tax Credit	203.1 kW @	\$ 0.012576	\$2.55 CR
Regulatory Asset Recovery	203.1 kW @	\$ 0.052535	\$10.67
Rate Case Expense Surcharge	3,840 kWh @	\$ 0.0000633	\$0.24
Energy Efficiency	3,840 kWh @	\$ 0.00067	\$2.57
TEEEF	203.1 kW @	\$ 0.22171	\$45.03
PUC Assessment			\$4.01

Total Distribution Charges	\$2,515.41
-----------------------------------	-------------------

TOTAL CHARGES FOR ESI ID	\$2,663.42
---------------------------------	-------------------



Customer Name: MATAGORDA COUNTY
Account Number: 100064844327
Invoice Number: 054007939388
Invoice Date: 07/15/2025

Page 37 of 65

ESI ID Detail:

Service Address:

201 FM 616 W UNIT SEWLIFT BLESSING, TX 77419

ESI ID: 10032789497890130

Product:

Fixed Price

Meter ID	Days	Read Type	Previous Read Date	Previous Meter Read	Current Read Date	Current Meter Read	Multiplier	Usage (kWh)	Actual kW/kVA	Billed kW/kVA
119426810	29	Actual	06/02/2025	73191	06/30/2025	73214	1.00	23	0	0
TOTAL								23	0	0

Electric Service Commercial

Service Period: 06/02/2025 to 06/30/2025

TXU Energy Fixed Price

Base Usage 23 kWh @ \$ 0.0377995 \$0.87

Market Securitization (Debt) Financing \$0.01

Total Commercial Charges \$0.88

Electric Service Distribution

Service Period: 06/02/2025 to 06/30/2025

Base Charge \$1.45

Meter Charge \$4.21

Distribution System Charge 23 kWh @ \$ 0.026454 \$0.61

Transmission Cost Recov Factor 23 kWh @ \$ 0.00949 \$0.22

Distribution Cost Recovery 23 kWh @ \$ 0.001786 \$0.04

Storm Recovery Charge 23 kWh @ \$ 0.001723 \$0.04

Tax Refund Credit \$0.05 CR

Energy Efficiency 23 kWh @ \$ 0.000693 \$0.02

TEEEF 23 kWh @ \$ 0.00088 \$0.02

PUC Assessment \$0.01

Total Distribution Charges \$6.57

TOTAL CHARGES FOR ESI ID \$7.45

Customer Name: MATAGORDA COUNTY
Account Number: 100064844327
Invoice Number: 054007939388
Invoice Date: 07/15/2025

Page 38 of 65

ESI ID Detail:

Service Address: 935 STREETLIGHT STLG 400MV BLESSING, TX 77419
Product: Fixed Price

ESI ID: 10032789496744773

Meter ID	Days	Read Type	Previous Read Date	Previous Meter Read	Current Read Date	Current Meter Read	Multiplier	Usage (kWh)	Actual kW/kVA	Billed kW/kVA
7005911722MV	31	Actual	05/30/2025	0	06/29/2025	290	1.00	290		
TOTAL								290	0	0

Electric Service Commercial

Service Period: 05/30/2025 to 06/29/2025
TXU Energy Fixed Price

Base Usage	290 kWh @	\$ 0.0377995	\$10.96
Other Charges			\$0.04
Market Securitization (Debt) Financing			\$0.14
Other ERCOT Incremental AS Charges			\$0.03
PUC Assessment			\$0.02

Total Commercial Charges	\$11.19
---------------------------------	----------------

Electric Service Distribution

Service Period: 05/30/2025 to 06/29/2025

Base Charge		\$1.45		
Street Lighting - Facilities		\$27.96		
Distribution System Charge	290 kWh @	\$ 0.0264483	\$7.67	
Transmission Cost Recov Factor	290 kWh @	\$ 0.0094828	\$2.75	
Distribution Cost Recovery	290 kWh @	\$ 0.0017931	\$0.52	
Storm Recovery Charge	290 kWh @	\$ 0.0120345	\$3.49	
Tax Refund Credit		\$0.30	CR	
Storm Recovery Tax Credit	290 kWh @	\$ 0.0004483	\$0.13	CR
Regulatory Asset Recovery	290 kWh @	\$ 0.0002759	\$0.08	
Rate Case Expense Surcharge	290 kWh @	\$ 0.0001379	\$0.04	
TEEEF	290 kWh @	\$ 0.0008966	\$0.26	
PUC Assessment		\$0.07		

Total Distribution Charges	\$43.86
-----------------------------------	----------------

TOTAL CHARGES FOR ESI ID	\$55.05
---------------------------------	----------------



Customer Name: MATAGORDA COUNTY
Account Number: 100064844327
Invoice Number: 054007939388
Invoice Date: 07/15/2025

Page 39 of 65

ESI ID Detail:

Service Address:

932 STREETLIGHT UNIT 175MV BLESSING, TX 77419

ESI ID: 10032789496744772

Product:

Fixed Price

Meter ID	Days	Read Type	Previous Read Date	Previous Meter Read	Current Read Date	Current Meter Read	Multiplier	Usage (kWh)	Actual kW/kVA	Billed kW/kVA
7007144530MV	31	Actual	05/30/2025	0	06/29/2025	70	1.00	70		
TOTAL								70	0	0

Electric Service Commercial

Service Period: 05/30/2025 to 06/29/2025

TXU Energy Fixed Price

Base Usage	70 kWh @	\$ 0.0377995	\$2.65
Other Charges			\$0.01
Market Securitization (Debt) Financing			\$0.03
Other ERCOT Incremental AS Charges			\$0.01

Total Commercial Charges	\$2.70
---------------------------------	---------------

Electric Service Distribution

Service Period: 05/30/2025 to 06/29/2025

Base Charge		\$1.45	
Street Lighting - Facilities		\$8.53	
Distribution System Charge	70 kWh @	\$ 0.0264286	\$1.85
Transmission Cost Recov Factor	70 kWh @	\$ 0.0094286	\$0.66
Distribution Cost Recovery	70 kWh @	\$ 0.0018571	\$0.13
Storm Recovery Charge	70 kWh @	\$ 0.012	\$0.84
Tax Refund Credit			\$0.10 CR
Storm Recovery Tax Credit	70 kWh @	\$ 0.0004286	\$0.03 CR
Regulatory Asset Recovery	70 kWh @	\$ 0.0002857	\$0.02
Rate Case Expense Surcharge	70 kWh @	\$ 0.0001429	\$0.01
TEEEF	70 kWh @	\$ 0.0008571	\$0.06
PUC Assessment			\$0.02

Total Distribution Charges	\$13.44
-----------------------------------	----------------

TOTAL CHARGES FOR ESI ID	\$16.14
---------------------------------	----------------

Customer Name: MATAGORDA COUNTY
Account Number: 100064844327
Invoice Number: 054007939388
Invoice Date: 07/15/2025

Page 40 of 65

ESI ID Detail:

Service Address: FM 459 UNIT P43 EL MATON, TX 77440
Product: Fixed Price

ESI ID: 10032789482241440

Meter ID	Days	Read Type	Previous Read Date	Previous Meter Read	Current Read Date	Current Meter Read	Multiplier	Usage (kWh)	Actual kW/kVA	Billed kW/kVA
169715859	30	Actual	05/13/2025	7865	06/11/2025	7865	1.00	0		
TOTAL								0	0	0

Electric Service Commercial

Service Period: 05/13/2025 to 06/11/2025

TXU Energy Fixed Price

No Usage

\$0.00

Total Commercial Charges	\$0.00
---------------------------------	---------------

Electric Service Distribution

Service Period: 05/13/2025 to 06/11/2025

Base Charge

\$1.45

Meter Charge

\$4.21

Tax Refund Credit

\$0.05 CR

PUC Assessment

\$0.01

Total Distribution Charges	\$5.62
-----------------------------------	---------------

TOTAL CHARGES FOR ESI ID	\$5.62
---------------------------------	---------------

DST 00072061





Customer Name: MATAGORDA COUNTY
Account Number: 100064844327
Invoice Number: 054007939388
Invoice Date: 07/15/2025

Page 41 of 65

ESI ID Detail:

Service Address:

190 AVENUE F ODLT 400HPS MARKHAM, TX 77456

ESI ID: 10032789476839781

Product:

Fixed Price

Meter ID	Days	Read Type	Previous Read Date	Previous Meter Read	Current Read Date	Current Meter Read	Multiplier	Usage (kWh)	Actual kW/kVA	Billed kW/kVA
7007105031OT	30	Actual	05/21/2025	0	06/19/2025	155	1.00	155		
TOTAL								155	0	0

Electric Service Commercial

Service Period: 05/21/2025 to 06/19/2025

TXU Energy Fixed Price

Base Usage	155 kWh @	\$ 0.0377995	\$5.86
Other Charges			\$0.03
Market Securitization (Debt) Financing			\$0.08
Other ERCOT Incremental AS Charges			\$0.02
PUC Assessment			\$0.01

Total Commercial Charges	\$6.00
---------------------------------	---------------

Electric Service Distribution

Service Period: 05/21/2025 to 06/19/2025

Outdoor Lighting - Facilities			\$7.51
Distribution System Charge	155 kWh @	\$ 0.0264516	\$4.10
Transmission Cost Recov Factor	155 kWh @	\$ 0.0094839	\$1.47
Distribution Cost Recovery	155 kWh @	\$ 0.0018065	\$0.28
Storm Recovery Charge	155 kWh @	\$ 0.0120645	\$1.87
Nuclear Decommission	155 kWh @	\$ 0.0001935	\$0.03
Tax Refund Credit			\$0.09 CR
Storm Recovery Tax Credit	155 kWh @	\$ 0.0004516	\$0.07 CR
Regulatory Asset Recovery	155 kWh @	\$ 0.0002581	\$0.04
Rate Case Expense Surcharge	155 kWh @	\$ 0.000129	\$0.02
TEEEF	155 kWh @	\$ 0.0009032	\$0.14
PUC Assessment			\$0.02

Total Distribution Charges	\$15.32
-----------------------------------	----------------

TOTAL CHARGES FOR ESI ID	\$21.32
---------------------------------	----------------

Customer Name: MATAGORDA COUNTY
Account Number: 100064844327
Invoice Number: 054007939388
Invoice Date: 07/15/2025

Page 42 of 65

ESI ID Detail:

Service Address: 190 AVENUE F UNIT ANNEX MARKHAM, TX 77456
Product: Fixed Price

ESI ID: 10032789426253880

Meter ID	Days	Read Type	Previous Read Date	Previous Meter Read	Current Read Date	Current Meter Read	Multiplier	Usage (kWh)	Actual kW/kVA	Billed kW/kVA
157911497	29	Actual	05/21/2025	16164	06/18/2025	16457	1.00	293	3	0
TOTAL								293	3	0

Electric Service Commercial

Service Period: 05/21/2025 to 06/18/2025
TXU Energy Fixed Price

Base Usage	293 kWh @	\$ 0.0377995	\$11.08
Other Charges			\$0.04
Market Securitization (Debt) Financing			\$0.14
Other ERCOT Incremental AS Charges			\$0.04
PUC Assessment			\$0.02

Total Commercial Charges	\$11.32
---------------------------------	----------------

Electric Service Distribution

Service Period: 05/21/2025 to 06/18/2025

Base Charge			\$1.45
Meter Charge			\$4.21
Distribution System Charge	293 kWh @	\$ 0.026454	\$7.75
Transmission Cost Recov Factor	293 kWh @	\$ 0.00949	\$2.78
Distribution Cost Recovery	293 kWh @	\$ 0.001786	\$0.52
Storm Recovery Charge	293 kWh @	\$ 0.001723	\$0.50
Nuclear Decommission	293 kWh @	\$ 0.000174	\$0.05
Tax Refund Credit			\$0.11 CR
Storm Recovery Tax Credit	293 kWh @	\$ 0.000063	\$0.02 CR
Regulatory Asset Recovery	293 kWh @	\$ 0.000171	\$0.05
Rate Case Expense Surcharge	293 kWh @	\$ 0.000142	\$0.04
Energy Efficiency	293 kWh @	\$ 0.000693	\$0.20
TEEEF	293 kWh @	\$ 0.00088	\$0.26
PUC Assessment			\$0.03

Total Distribution Charges	\$17.71
-----------------------------------	----------------

TOTAL CHARGES FOR ESI ID	\$29.03
---------------------------------	----------------



Customer Name: MATAGORDA COUNTY
Account Number: 100064844327
Invoice Number: 054007939388
Invoice Date: 07/15/2025

Page 43 of 65

ESI ID Detail:

Service Address: 190 AVENUE F UNIT COMMNT MARKHAM, TX 77456
Product: Fixed Price

ESI ID: 10032789476839780

Meter ID	Days	Read Type	Previous Read Date	Previous Meter Read	Current Read Date	Current Meter Read	Multiplier	Usage (kWh)	Actual kW/kVA	Billed kW/kVA
200043930	30	Actual	05/21/2025	31642	06/19/2025	32921	1.00	1279	11	11
TOTAL								1279	11	11

Electric Service Commercial

Service Period: 05/21/2025 to 06/19/2025

TXU Energy Fixed Price

Base Usage	1279 kWh @	\$ 0.0377995	\$48.35
Other Charges			\$0.19
Market Securitization (Debt) Financing			\$0.64
Other ERCOT Incremental AS Charges			\$0.16
PUC Assessment			\$0.08

Total Commercial Charges	\$49.42
---------------------------------	----------------

Electric Service Distribution

Service Period: 05/21/2025 to 06/19/2025

Base Charge			\$2.28
Meter Charge			\$19.72
Distribution System Charge	11.1 kW @	\$ 7.148	\$79.34
Transmission Cost Recov Factor	11.1 kW @	\$ 4.314666	\$47.89
Distribution Cost Recovery	11.1 kW @	\$ 0.229231	\$2.54
Storm Recovery Charge	17.3 kW @	\$ 0.348575	\$6.03
Nuclear Decommission	17.3 kW @	\$ 0.046998	\$0.81
Tax Refund Credit			\$0.82 CR
Storm Recovery Tax Credit	17.3 kW @	\$ 0.012576	\$0.22 CR
Regulatory Asset Recovery	11.1 kW @	\$ 0.052535	\$0.58
Rate Case Expense Surcharge	1,279 kWh @	\$ 0.0000633	\$0.08
Energy Efficiency	1,279 kWh @	\$ 0.00067	\$0.86
TEEEF	11.1 kW @	\$ 0.22171	\$2.46
PUC Assessment			\$0.25

Total Distribution Charges	\$161.80
-----------------------------------	-----------------

TOTAL CHARGES FOR ESI ID	\$211.22
---------------------------------	-----------------

Customer Name: MATAGORDA COUNTY
Account Number: 100064844327
Invoice Number: 054007939388
Invoice Date: 07/15/2025

Page 44 of 65

ESI ID Detail:

Service Address: 190 AVENUE F UNIT FIRESTA MARKHAM, TX 77456
Product: Fixed Price

ESI ID: 10032789487564611

Meter ID	Days	Read Type	Previous Read Date	Previous Meter Read	Current Read Date	Current Meter Read	Multiplier	Usage (kWh)	Actual kW/kVA	Billed kW/kVA
200305070	30	Actual	05/21/2025	22826	06/19/2025	23859	1.00	1033		
TOTAL								1033	0	0

Electric Service Commercial

Service Period: 05/21/2025 to 06/19/2025

TXU Energy Fixed Price

Base Usage	1033 kWh @	\$ 0.0377995	\$39.05
Other Charges			\$0.16
Market Securitization (Debt) Financing			\$0.51
Other ERCOT Incremental AS Charges			\$0.13
PUC Assessment			\$0.07

Total Commercial Charges	\$39.92
---------------------------------	----------------

Electric Service Distribution

Service Period: 05/21/2025 to 06/19/2025

Base Charge			\$1.45
Meter Charge			\$4.21
Distribution System Charge	1,033 kWh @	\$ 0.026454	\$27.33
Transmission Cost Recov Factor	1,033 kWh @	\$ 0.00949	\$9.80
Distribution Cost Recovery	1,033 kWh @	\$ 0.001786	\$1.84
Storm Recovery Charge	1,033 kWh @	\$ 0.001723	\$1.78
Nuclear Decommission	1,033 kWh @	\$ 0.000174	\$0.18
Tax Refund Credit			\$0.27 CR
Storm Recovery Tax Credit	1,033 kWh @	\$ 0.000063	\$0.07 CR
Regulatory Asset Recovery	1,033 kWh @	\$ 0.000171	\$0.18
Rate Case Expense Surcharge	1,033 kWh @	\$ 0.000142	\$0.15
Energy Efficiency	1,033 kWh @	\$ 0.000693	\$0.72
TEEEF	1,033 kWh @	\$ 0.00088	\$0.91
PUC Assessment			\$0.08

Total Distribution Charges	\$48.29
-----------------------------------	----------------

TOTAL CHARGES FOR ESI ID	\$88.21
---------------------------------	----------------



Customer Name: MATAGORDA COUNTY
Account Number: 100064844327
Invoice Number: 054007939388
Invoice Date: 07/15/2025

Page 45 of 65

ESI ID Detail:

Service Address:

190 AVENUE F UNIT JP OFF MARKHAM, TX 77456

ESI ID: 10032789461015050

Product:

Fixed Price

Meter ID	Days	Read Type	Previous Read Date	Previous Meter Read	Current Read Date	Current Meter Read	Multiplier	Usage (kWh)	Actual kW/kVA	Billed kW/kVA
163788084	30	Actual	05/21/2025	52918	06/19/2025	54277	1.00	1359		
TOTAL								1359	0	0

Electric Service Commercial

Service Period: 05/21/2025 to 06/19/2025

TXU Energy Fixed Price

Base Usage	1359 kWh @	\$ 0.0377995	\$51.37
Other Charges			\$0.21
Market Securitization (Debt) Financing			\$0.68
Other ERCOT Incremental AS Charges			\$0.18
PUC Assessment			\$0.09

Total Commercial Charges	\$52.53
---------------------------------	----------------

Electric Service Distribution

Service Period: 05/21/2025 to 06/19/2025

Base Charge			\$1.45
Meter Charge			\$4.21
Distribution System Charge	1,359 kWh @	\$ 0.026454	\$35.95
Transmission Cost Recov Factor	1,359 kWh @	\$ 0.00949	\$12.90
Distribution Cost Recovery	1,359 kWh @	\$ 0.001786	\$2.43
Storm Recovery Charge	1,359 kWh @	\$ 0.001723	\$2.34
Nuclear Decommission	1,359 kWh @	\$ 0.000174	\$0.24
Tax Refund Credit			\$0.34 CR
Storm Recovery Tax Credit	1,359 kWh @	\$ 0.000063	\$0.09 CR
Regulatory Asset Recovery	1,359 kWh @	\$ 0.000171	\$0.23
Rate Case Expense Surcharge	1,359 kWh @	\$ 0.000142	\$0.19
Energy Efficiency	1,359 kWh @	\$ 0.000693	\$0.94
TEEEF	1,359 kWh @	\$ 0.00088	\$1.20
PUC Assessment			\$0.10

Total Distribution Charges	\$61.75
-----------------------------------	----------------

TOTAL CHARGES FOR ESI ID	\$114.28
---------------------------------	-----------------

Customer Name: MATAGORDA COUNTY
Account Number: 100064844327
Invoice Number: 054007939388
Invoice Date: 07/15/2025

Page 46 of 65

ESI ID Detail:

Service Address:

1203 COUNTY ROAD 243 UNIT FIRESTA MATAGORDA, TX 77457

ESI ID: 10032789427413670

Product:

Fixed Price

Meter ID	Days	Read Type	Previous Read Date	Previous Meter Read	Current Read Date	Current Meter Read	Multiplier	Usage (kWh)	Actual kW/kVA	Billed kW/kVA
122279171	30	Actual	05/19/2025	60123	06/17/2025	60493	1.00	370	3	0
TOTAL								370	3	0

Electric Service Commercial

Service Period: 05/19/2025 to 06/17/2025

TXU Energy Fixed Price

Base Usage	370 kWh @	\$ 0.0377995	\$13.99
Other Charges			\$0.10
Market Securitization (Debt) Financing			\$0.18
Other ERCOT Incremental AS Charges			\$0.06
PUC Assessment			\$0.02

Total Commercial Charges	\$14.35
---------------------------------	----------------

Electric Service Distribution

Service Period: 05/19/2025 to 06/17/2025

Base Charge			\$1.45
Meter Charge			\$4.21
Distribution System Charge	370 kWh @	\$ 0.026454	\$9.79
Transmission Cost Recov Factor	370 kWh @	\$ 0.00949	\$3.51
Distribution Cost Recovery	370 kWh @	\$ 0.001786	\$0.66
Storm Recovery Charge	370 kWh @	\$ 0.001723	\$0.64
Nuclear Decommission	370 kWh @	\$ 0.000174	\$0.06
Tax Refund Credit			\$0.13 CR
Storm Recovery Tax Credit	370 kWh @	\$ 0.000063	\$0.02 CR
Regulatory Asset Recovery	370 kWh @	\$ 0.000171	\$0.06
Rate Case Expense Surcharge	370 kWh @	\$ 0.000142	\$0.05
Energy Efficiency	370 kWh @	\$ 0.000693	\$0.26
TEEEF	370 kWh @	\$ 0.00088	\$0.33
PUC Assessment			\$0.03

Total Distribution Charges	\$20.90
-----------------------------------	----------------

TOTAL CHARGES FOR ESI ID	\$35.25
---------------------------------	----------------



Customer Name: MATAGORDA COUNTY
Account Number: 100064844327
Invoice Number: 054007939388
Invoice Date: 07/15/2025

Page 47 of 65

ESI ID Detail:

Service Address:

18 COUNTY ROAD 252 MATAGORDA, TX 77457

ESI ID: 10032789403973976

Product:

Fixed Price

Meter ID	Days	Read Type	Previous Read Date	Previous Meter Read	Current Read Date	Current Meter Read	Multiplier	Usage (kWh)	Actual kW/kVA	Billed kW/kVA
119711668	30	Actual	05/20/2025	175145	06/18/2025	175166	1.00	21	3	0
TOTAL								21	3	0

Electric Service Commercial

Service Period: 05/20/2025 to 06/18/2025

TXU Energy Fixed Price

Base Usage 21 kWh @ \$ 0.0377995 \$0.79

Other Charges \$0.01

Market Securitization (Debt) Financing \$0.01

Total Commercial Charges \$0.81

Electric Service Distribution

Service Period: 05/20/2025 to 06/18/2025

Base Charge \$1.45

Meter Charge \$4.21

Distribution System Charge 21 kWh @ \$ 0.026454 \$0.56

Transmission Cost Recov Factor 21 kWh @ \$ 0.00949 \$0.20

Distribution Cost Recovery 21 kWh @ \$ 0.001786 \$0.04

Storm Recovery Charge 21 kWh @ \$ 0.001723 \$0.04

Tax Refund Credit \$0.05 CR

Energy Efficiency 21 kWh @ \$ 0.000693 \$0.01

TEEEF 21 kWh @ \$ 0.00088 \$0.02

PUC Assessment \$0.01

Total Distribution Charges \$6.49

TOTAL CHARGES FOR ESI ID \$7.30

Customer Name: MATAGORDA COUNTY
Account Number: 100064844327
Invoice Number: 054007939388
Invoice Date: 07/15/2025

Page 48 of 65

ESI ID Detail:

Service Address: 414 FISHER MATAGORDA, TX 77457
Product: Fixed Price

ESI ID: 10032789427542180

Meter ID	Days	Read Type	Previous Read Date	Previous Meter Read	Current Read Date	Current Meter Read	Multiplier	Usage (kWh)	Actual kW/kVA	Billed kW/kVA
200527912	30	Actual	05/20/2025	2068	06/18/2025	2164	1.00	96		
TOTAL								96	0	0

Electric Service Commercial

Service Period: 05/20/2025 to 06/18/2025
TXU Energy Fixed Price

Base Usage	96 kWh @	\$ 0.0377995	\$3.63
Other Charges			\$0.03
Market Securitization (Debt) Financing			\$0.05
Other ERCOT Incremental AS Charges'			\$0.01
PUC Assessment			\$0.01

Total Commercial Charges	\$3.73
---------------------------------	---------------

Electric Service Distribution

Service Period: 05/20/2025 to 06/18/2025

Base Charge			\$1.45
Meter Charge			\$4.21
Distribution System Charge	96 kWh @	\$ 0.026454	\$2.54
Transmission Cost Recov Factor	96 kWh @	\$ 0.00949	\$0.91
Distribution Cost Recovery	96 kWh @	\$ 0.001786	\$0.17
Storm Recovery Charge	96 kWh @	\$ 0.001723	\$0.17
Nuclear Decommission	96 kWh @	\$ 0.000174	\$0.02
Tax Refund Credit			\$0.07 CR
Storm Recovery Tax Credit	96 kWh @	\$ 0.000063	\$0.01 CR
Regulatory Asset Recovery	96 kWh @	\$ 0.000171	\$0.02
Rate Case Expense Surcharge	96 kWh @	\$ 0.000142	\$0.01
Energy Efficiency	96 kWh @	\$ 0.000693	\$0.07
TEEEF	96 kWh @	\$ 0.00088	\$0.08
PUC Assessment			\$0.02

Total Distribution Charges	\$9.59
-----------------------------------	---------------

TOTAL CHARGES FOR ESI ID	\$13.32
---------------------------------	----------------



Customer Name: MATAGORDA COUNTY
Account Number: 100064844327
Invoice Number: 054007939388
Invoice Date: 07/15/2025

Page 49 of 65

ESI ID Detail:

Service Address:

OLD GULF RD UNIT STATION COLLECT STA MATAGORDA, TX 77457

ESI ID: 10032789494278861

Product:

Fixed Price

Meter ID	Days	Read Type	Previous Read Date	Previous Meter Read	Current Read Date	Current Meter Read	Multiplier	Usage (kWh)	Actual kW/kVA	Billed kW/kVA
119431822	32	Actual	05/16/2025	3342	06/16/2025	3409	1.00	67	1	0
TOTAL								67	1	0

Electric Service Commercial

Service Period: 05/16/2025 to 06/16/2025

TXU Energy Fixed Price

Base Usage	67 kWh @	\$ 0.0377995	\$2.53
Other Charges			\$0.02
Market Securitization (Debt) Financing			\$0.03
Other ERCOT Incremental AS Charges			\$0.01

Total Commercial Charges	\$2.59
---------------------------------	---------------

Electric Service Distribution

Service Period: 05/16/2025 to 06/16/2025

Base Charge		\$1.45	
Meter Charge		\$4.21	
Distribution System Charge	67 kWh @	\$ 0.026454	\$1.77
Transmission Cost Recov Factor	67 kWh @	\$ 0.00949	\$0.64
Distribution Cost Recovery	67 kWh @	\$ 0.001786	\$0.12
Storm Recovery Charge	67 kWh @	\$ 0.001723	\$0.12
Nuclear Decommission	67 kWh @	\$ 0.000174	\$0.01
Tax Refund Credit			\$0.06 CR
Regulatory Asset Recovery	67 kWh @	\$ 0.000171	\$0.01
Rate Case Expense Surcharge	67 kWh @	\$ 0.000142	\$0.01
Energy Efficiency	67 kWh @	\$ 0.000693	\$0.05
TEEEF	67 kWh @	\$ 0.00088	\$0.06
PUC Assessment			\$0.01

Total Distribution Charges	\$8.40
-----------------------------------	---------------

TOTAL CHARGES FOR ESI ID	\$10.99
---------------------------------	----------------

Customer Name: MATAGORDA COUNTY
Account Number: 100064844327
Invoice Number: 054007939388
Invoice Date: 07/15/2025

Page 50 of 65

ESI ID Detail:

Service Address: 115 LAUREL MATAGORDA, TX 77457
Product: Fixed Price

ESI ID: 10032789495257641

Meter ID	Days	Read Type	Previous Read Date	Previous Meter Read	Current Read Date	Current Meter Read	Multiplier	Usage (kWh)	Actual kW/kVA	Billed kW/kVA
200292168	30	Actual	05/20/2025	2219	06/18/2025	2766	1.00	547	4	0
TOTAL								547	4	0

Electric Service Commercial

Service Period: 05/20/2025 to 06/18/2025
TXU Energy Fixed Price

Base Usage	547 kWh @	\$ 0.0377995	\$20.68
Other Charges			\$0.15
Market Securitization (Debt) Financing			\$0.28
Other ERCOT Incremental AS Charges			\$0.08
PUC Assessment			\$0.04

Total Commercial Charges	\$21.23
---------------------------------	----------------

Electric Service Distribution

Service Period: 05/20/2025 to 06/18/2025

Base Charge			\$1.45
Meter Charge			\$4.21
Distribution System Charge	547 kWh @	\$ 0.026454	\$14.47
Transmission Cost Recov Factor	547 kWh @	\$ 0.00949	\$5.19
Distribution Cost Recovery	547 kWh @	\$ 0.001786	\$0.98
Storm Recovery Charge	547 kWh @	\$ 0.001723	\$0.94
Nuclear Decommission	547 kWh @	\$ 0.000174	\$0.10
Tax Refund Credit			\$0.16 CR
Storm Recovery Tax Credit	547 kWh @	\$ 0.000063	\$0.03 CR
Regulatory Asset Recovery	547 kWh @	\$ 0.000171	\$0.09
Rate Case Expense Surcharge	547 kWh @	\$ 0.000142	\$0.08
Energy Efficiency	547 kWh @	\$ 0.000693	\$0.38
TEEEF	547 kWh @	\$ 0.00088	\$0.48
PUC Assessment			\$0.04

Total Distribution Charges	\$28.22
-----------------------------------	----------------

TOTAL CHARGES FOR ESI ID	\$49.45
---------------------------------	----------------



Customer Name: MATAGORDA COUNTY
Account Number: 100064844327
Invoice Number: 054007939388
Invoice Date: 07/15/2025

Page 51 of 65

ESI ID Detail:

Service Address:

772 LAUREL SEASONAL METER MATAGORDA, TX 77457

ESI ID: 10032789417127397

Product:

Fixed Price

Meter ID	Days	Read Type	Previous Read Date	Previous Meter Read	Current Read Date	Current Meter Read	Multiplier	Usage (kWh)	Actual kW/kVA	Billed kW/kVA
148896249	30	Actual	05/20/2025	8723	06/18/2025	9081	1.00	358	4	0
TOTAL								358	4	0

Electric Service Commercial

Service Period: 05/20/2025 to 06/18/2025

TXU Energy Fixed Price

Base Usage	358 kWh @	\$ 0.0377995	\$13.53
Other Charges			\$0.10
Market Securitization (Debt) Financing			\$0.17
Other ERCOT Incremental AS Charges			\$0.06
PUC Assessment			\$0.02

Total Commercial Charges **\$13.88**

Electric Service Distribution

Service Period: 05/20/2025 to 06/18/2025

Base Charge			\$1.45
Meter Charge			\$4.21
Distribution System Charge	358 kWh @	\$ 0.026454	\$9.47
Transmission Cost Recov Factor	358 kWh @	\$ 0.00949	\$3.40
Distribution Cost Recovery	358 kWh @	\$ 0.001786	\$0.64
Storm Recovery Charge	358 kWh @	\$ 0.001723	\$0.62
Nuclear Decommission	358 kWh @	\$ 0.000174	\$0.06
Tax Refund Credit			\$0.12 CR
Storm Recovery Tax Credit	358 kWh @	\$ 0.000063	\$0.02 CR
Regulatory Asset Recovery	358 kWh @	\$ 0.000171	\$0.06
Rate Case Expense Surcharge	358 kWh @	\$ 0.000142	\$0.05
Energy Efficiency	358 kWh @	\$ 0.000693	\$0.25
TEEEF	358 kWh @	\$ 0.00088	\$0.32
PUC Assessment			\$0.03

Total Distribution Charges **\$20.42**

TOTAL CHARGES FOR ESI ID **\$34.30**

Customer Name: MATAGORDA COUNTY
Account Number: 100064844327
Invoice Number: 054007939388
Invoice Date: 07/15/2025

Page 52 of 65

ESI ID Detail:

Service Address: 487 MAGNOLIA ST UNIT MATAGORDA, TX 77457

ESI ID: 10032789414370120

Product: Fixed Price

Meter ID	Days	Read Type	Previous Read Date	Previous Meter Read	Current Read Date	Current Meter Read	Multiplier	Usage (kWh)	Actual kW/kVA	Billed kW/kVA
200227986	30	Actual	05/20/2025	16817	06/18/2025	18394	1.00	1577	8	8
TOTAL								1577	8	8

Electric Service Commercial

Service Period: 05/20/2025 to 06/18/2025

TXU Energy Fixed Price

Base Usage	1577 kWh @	\$ 0.0377995	\$59.61
Other Charges			\$0.44
Market Securitization (Debt) Financing			\$0.79
Other ERCOT Incremental AS Charges			\$0.24
PUC Assessment			\$0.10

Total Commercial Charges	\$81.18
---------------------------------	----------------

Electric Service Distribution

Service Period: 05/20/2025 to 06/18/2025

Base Charge			\$2.28
Meter Charge			\$19.72
Distribution System Charge	7.8 kW @	\$ 7.148	\$55.75
Transmission Cost Recov Factor	7.8 kW @	\$ 4.314666	\$33.65
Distribution Cost Recovery	7.8 kW @	\$ 0.229231	\$1.79
Storm Recovery Charge	9.2 kW @	\$ 0.348575	\$3.21
Nuclear Decommission	9.2 kW @	\$ 0.046998	\$0.43
Tax Refund Credit			\$0.63 CR
Storm Recovery Tax Credit	9.2 kW @	\$ 0.012576	\$0.12 CR
Regulatory Asset Recovery	7.8 kW @	\$ 0.052535	\$0.41
Rate Case Expense Surcharge	1,577 kWh @	\$ 0.0000633	\$0.10
Energy Efficiency	1,577 kWh @	\$ 0.00067	\$1.06
TEEEF	7.8 kW @	\$ 0.22171	\$1.73
PUC Assessment			\$0.19

Total Distribution Charges	\$119.57
-----------------------------------	-----------------

TOTAL CHARGES FOR ESI ID	\$180.75
---------------------------------	-----------------



Customer Name: MATAGORDA COUNTY
Account Number: 100064844327
Invoice Number: 054007939388
Invoice Date: 07/15/2025

Page 53 of 65

ESI ID Detail:

Service Address:

637 MARKET ST UNIT FIRESTA MATAGORDA, TX 77457

ESI ID: 10032789446568110

Product:

Fixed Price

Meter ID	Days	Read Type	Previous Read Date	Previous Meter Read	Current Read Date	Current Meter Read	Multiplier	Usage (kWh)	Actual kW/kVA	Billed kW/kVA
122330875	30	Actual	05/20/2025	204160	06/18/2025	206832	1.00	2672	20	20
TOTAL								2672	20	20

Electric Service Commercial

Service Period: 05/20/2025 to 06/18/2025

TXU Energy Fixed Price

Base Usage	2672 kWh @	\$ 0.0377995	\$101.00
Other Charges			\$0.75
Market Securitization (Debt) Financing			\$1.33
Other ERCOT Incremental AS Charges			\$0.41
PUC Assessment			\$0.17

Total Commercial Charges	\$103.66
---------------------------------	-----------------

Electric Service Distribution

Service Period: 05/20/2025 to 06/18/2025

Base Charge			\$2.28
Meter Charge			\$19.72
Distribution System Charge	19.6 kW @	\$ 7.148	\$140.10
Transmission Cost Recov Factor	19.6 kW @	\$ 4.314666	\$84.57
Distribution Cost Recovery	19.6 kW @	\$ 0.229231	\$4.49
Storm Recovery Charge	19.6 kW @	\$ 0.348575	\$6.83
Nuclear Decommission	19.6 kW @	\$ 0.046998	\$0.92
Tax Refund Credit			\$1.32 CR
Storm Recovery Tax Credit	19.6 kW @	\$ 0.012576	\$0.25 CR
Regulatory Asset Recovery	19.6 kW @	\$ 0.052535	\$1.03
Rate Case Expense Surcharge	2,672 kWh @	\$ 0.0000633	\$0.17
Energy Efficiency	2,672 kWh @	\$ 0.00067	\$1.79
TEEEF	19.6 kW @	\$ 0.22171	\$4.35
PUC Assessment			\$0.42

Total Distribution Charges	\$265.10
-----------------------------------	-----------------

TOTAL CHARGES FOR ESI ID	\$368.76
---------------------------------	-----------------

Customer Name: MATAGORDA COUNTY
Account Number: 100064844327
Invoice Number: 054007939388
Invoice Date: 07/15/2025

Page 54 of 65

ESI ID Detail:

Service Address: 2 RIVER BEND ODLT 400HPS MATAGORDA, TX 77457
Product: Fixed Price

ESI ID: 10032789432664941

Meter ID	Days	Read Type	Previous Read Date	Previous Meter Read	Current Read Date	Current Meter Read	Multiplier	Usage (kWh)	Actual kW/kVA	Billed kW/kVA
7006992918SD	30	Actual	05/20/2025	0	06/18/2025	155	1.00	155		
TOTAL								155	0	0

Electric Service Commercial

Service Period: 05/20/2025 to 06/18/2025

TXU Energy Fixed Price

Base Usage	155 kWh @	\$ 0.0377995	\$5.86
Other Charges			\$0.05
Market Securitization (Debt) Financing			\$0.08
Other ERCOT Incremental AS Charges			\$0.03
PUC Assessment			\$0.01

Total Commercial Charges	\$6.03
---------------------------------	---------------

Electric Service Distribution

Service Period: 05/20/2025 to 06/18/2025

Outdoor Lighting - Facilities			\$7.51
Distribution System Charge	155 kWh @	\$ 0.0264516	\$4.10
Transmission Cost Recov Factor	155 kWh @	\$ 0.0094839	\$1.47
Distribution Cost Recovery	155 kWh @	\$ 0.0018065	\$0.28
Storm Recovery Charge	155 kWh @	\$ 0.0120645	\$1.87
Nuclear Decommission	155 kWh @	\$ 0.0001935	\$0.03
Tax Refund Credit			\$0.09 CR
Storm Recovery Tax Credit	155 kWh @	\$ 0.0004516	\$0.07 CR
Regulatory Asset Recovery	155 kWh @	\$ 0.0002581	\$0.04
Rate Case Expense Surcharge	155 kWh @	\$ 0.000129	\$0.02
TEEEF	155 kWh @	\$ 0.0009032	\$0.14
PUC Assessment			\$0.02

Total Distribution Charges	\$15.32
-----------------------------------	----------------

TOTAL CHARGES FOR ESI ID	\$21.35
---------------------------------	----------------



Customer Name: MATAGORDA COUNTY
Account Number: 100064844327
Invoice Number: 054007939388
Invoice Date: 07/15/2025

Page 55 of 65

ESI ID Detail:

Service Address:

HIGHWAY 111 ODL MIDFIELD, TX 77458

ESI ID: 10032789492176731

Product:

Fixed Price

Meter ID	Days	Read Type	Previous Read Date	Previous Meter Read	Current Read Date	Current Meter Read	Multiplier	Usage (kWh)	Actual kW/kVA	Billed kW/kVA
7007147859SD	30	Actual	05/06/2025	0	06/04/2025	104	1.00	104		
TOTAL								104	0	0

Electric Service Commercial

Service Period: 05/06/2025 to 06/04/2025

TXU Energy Fixed Price

Base Usage	104 kWh @	\$ 0.0377995	\$3.93
Other Charges			\$0.04
Market Securitization (Debt) Financing			\$0.06
Other ERCOT Incremental AS Charges			\$0.02
PUC Assessment			\$0.01

Total Commercial Charges	\$4.06
---------------------------------	---------------

Electric Service Distribution

Service Period: 05/06/2025 to 06/04/2025

Outdoor Lighting - Facilities			\$7.11
Distribution System Charge	104 kWh @	\$ 0.0264423	\$2.75
Transmission Cost Recov Factor	104 kWh @	\$ 0.0095192	\$0.99
Distribution Cost Recovery	104 kWh @	\$ 0.0018269	\$0.19
Storm Recovery Charge	104 kWh @	\$ 0.0120192	\$1.25
Nuclear Decommission	104 kWh @	\$ 0.0001923	\$0.02
Tax Refund Credit			\$0.08 CR
Storm Recovery Tax Credit	104 kWh @	\$ 0.0004808	\$0.05 CR
Regulatory Asset Recovery	104 kWh @	\$ 0.0002885	\$0.03
Rate Case Expense Surcharge	104 kWh @	\$ 0.0000962	\$0.01
TEEEF	104 kWh @	\$ 0.0008654	\$0.09
PUC Assessment			\$0.02

Total Distribution Charges	\$12.33
-----------------------------------	----------------

TOTAL CHARGES FOR ESI ID	\$16.39
---------------------------------	----------------

Customer Name: MATAGORDA COUNTY
Account Number: 100064844327
Invoice Number: 054007939388
Invoice Date: 07/15/2025

Page 56 of 65

ESI ID Detail:

Service Address: 110 JUNETTA AVE MIDFIELD, TX 77458
Product: Fixed Price

ESI ID: 10032789459047060

Meter ID	Days	Read Type	Previous Read Date	Previous Meter Read	Current Read Date	Current Meter Read	Multiplier	Usage (kWh)	Actual kW/kVA	Billed kW/kVA
157104699	30	Actual	05/06/2025	22261	06/04/2025	22324	1.00	63	0	0
TOTAL								63	0	0

Electric Service Commercial

Service Period: 05/06/2025 to 06/04/2025

TXU Energy Fixed Price

Base Usage	63 kWh @	\$ 0.0377995	\$2.38
Other Charges			\$0.03
Market Securitization (Debt) Financing			\$0.03
Other ERCOT Incremental AS Charges			\$0.01

Total Commercial Charges	\$2.45
---------------------------------	---------------

Electric Service Distribution

Service Period: 05/06/2025 to 06/04/2025

Base Charge			\$2.28
Meter Charge			\$19.72
Distribution System Charge	0.3 kW @	\$ 7.148	\$2.14
Transmission Cost Recov Factor	0.3 kW @	\$ 4.314666	\$1.29
Distribution Cost Recovery	0.3 kW @	\$ 0.229231	\$0.07
Storm Recovery Charge	19.4 kW @	\$ 0.348575	\$6.76
Nuclear Decommission	19.4 kW @	\$ 0.046998	\$0.91
Tax Refund Credit			\$0.20 CR
Storm Recovery Tax Credit	19.4 kW @	\$ 0.012576	\$0.24 CR
Regulatory Asset Recovery	0.3 kW @	\$ 0.052535	\$0.02
Energy Efficiency	63 kWh @	\$ 0.00067	\$0.04
TEEEF	0.3 kW @	\$ 0.22171	\$0.07
PUC Assessment			\$0.04

Total Distribution Charges	\$32.90
-----------------------------------	----------------

TOTAL CHARGES FOR ESI ID	\$35.35
---------------------------------	----------------



Customer Name: MATAGORDA COUNTY
Account Number: 100064844327
Invoice Number: 054007939388
Invoice Date: 07/15/2025

Page 57 of 65

ESI ID Detail:

Service Address:

110 JUNETTA ODLT 150HPS AL MIDFIELD, TX 77458

ESI ID: 10032789459047061

Product:

Fixed Price

Meter ID	Days	Read Type	Previous Read Date	Previous Meter Read	Current Read Date	Current Meter Read	Multiplier	Usage (kWh)	Actual kW/kVA	Billed kW/kVA
7007074246SD	30	Actual	05/06/2025	0	06/04/2025	57	1.00	57		
TOTAL								57	0	0

Electric Service Commercial

Service Period: 05/06/2025 to 06/04/2025

TXU Energy Fixed Price

Base Usage	57 kWh @	\$ 0.0377995	\$2.15
Other Charges			\$0.02
Market Securitization (Debt) Financing			\$0.03
Other ERCOT Incremental AS Charges			\$0.01

Total Commercial Charges	\$2.21
---------------------------------	---------------

Electric Service Distribution

Service Period: 05/06/2025 to 06/04/2025

Outdoor Lighting - Facilities			\$6.44
Distribution System Charge	57 kWh @	\$ 0.0264912	\$1.51
Transmission Cost Recov Factor	57 kWh @	\$ 0.0094737	\$0.54
Distribution Cost Recovery	57 kWh @	\$ 0.0017544	\$0.10
Storm Recovery Charge	57 kWh @	\$ 0.0121053	\$0.69
Nuclear Decommission	57 kWh @	\$ 0.0001754	\$0.01
Tax Refund Credit			\$0.06 CR
Storm Recovery Tax Credit	57 kWh @	\$ 0.0003509	\$0.02 CR
Regulatory Asset Recovery	57 kWh @	\$ 0.0003509	\$0.02
Rate Case Expense Surcharge	57 kWh @	\$ 0.0001754	\$0.01
TEEEF	57 kWh @	\$ 0.0008772	\$0.05
PUC Assessment			\$0.01

Total Distribution Charges	\$9.30
-----------------------------------	---------------

TOTAL CHARGES FOR ESI ID	\$11.51
---------------------------------	----------------

Customer Name: MATAGORDA COUNTY
Account Number: 100064844327
Invoice Number: 054007939388
Invoice Date: 07/15/2025

Page 58 of 65

ESI ID Detail:

Service Address: RAWLS ODL MIDFIELD, TX 77458
Product: Fixed Price

ESI ID: 10032789461418841

Meter ID	Days	Read Type	Previous Read Date	Previous Meter Read	Current Read Date	Current Meter Read	Multiplier	Usage (kWh)	Actual kW/kVA	Billed kW/kVA
7007068113SD	30	Actual	05/06/2025	0	06/04/2025	104	1.00	104		
TOTAL								104	0	0

Electric Service Commercial

Service Period: 05/06/2025 to 06/04/2025
TXU Energy Fixed Price

Base Usage	104 kWh @	\$ 0.0377995	\$3.93
Other Charges			\$0.04
Market Securitization (Debt) Financing			\$0.06
Other ERCOT Incremental AS Charges			\$0.02
PUC Assessment			\$0.01

Total Commercial Charges	\$4.06
---------------------------------	---------------

Electric Service Distribution

Service Period: 05/06/2025 to 06/04/2025

Outdoor Lighting - Facilities			\$7.11
Distribution System Charge	104 kWh @	\$ 0.0264423	\$2.75
Transmission Cost Recov Factor	104 kWh @	\$ 0.0095192	\$0.99
Distribution Cost Recovery	104 kWh @	\$ 0.0018269	\$0.19
Storm Recovery Charge	104 kWh @	\$ 0.0120192	\$1.25
Nuclear Decommission	104 kWh @	\$ 0.0001923	\$0.02
Tax Refund Credit			\$0.08 CR
Storm Recovery Tax Credit	104 kWh @	\$ 0.0004808	\$0.05 CR
Regulatory Asset Recovery	104 kWh @	\$ 0.0002885	\$0.03
Rate Case Expense Surcharge	104 kWh @	\$ 0.0000962	\$0.01
TEEEF	104 kWh @	\$ 0.0008654	\$0.09
PUC Assessment			\$0.02

Total Distribution Charges	\$12.33
-----------------------------------	----------------

TOTAL CHARGES FOR ESI ID	\$16.39
---------------------------------	----------------



Customer Name: MATAGORDA COUNTY
Account Number: 100064844327
Invoice Number: 054007939388
Invoice Date: 07/15/2025

Page 59 of 65

ESI ID Detail:

Service Address: RAWLS UNIT FIRESTA MIDFIELD, TX 77458
Product: Fixed Price

ESI ID: 10032789433412700

Meter ID	Days	Read Type	Previous Read Date	Previous Meter Read	Current Read Date	Current Meter Read	Multiplier	Usage (kWh)	Actual kW/kVA	Billed kW/kVA
136592656	30	Actual	05/06/2025	230355	06/04/2025	233372	1.00	3017	7	8
TOTAL								3017	7	8

Electric Service Commercial

Service Period: 05/06/2025 to 06/04/2025

TXU Energy Fixed Price

Base Usage	3017 kWh @	\$ 0.0377995	\$114.04
Other Charges			\$1.24
Market Securitization (Debt) Financing			\$1.64
Other ERCOT Incremental AS Charges			\$0.50
PUC Assessment			\$0.20

Total Commercial Charges	\$117.62
---------------------------------	-----------------

Electric Service Distribution

Service Period: 05/06/2025 to 06/04/2025

Base Charge			\$2.28
Meter Charge			\$19.72
Distribution System Charge	7.5 kW @	\$ 7.148	\$53.61
Transmission Cost Recov Factor	7.5 kW @	\$ 4.314666	\$32.36
Distribution Cost Recovery	7.5 kW @	\$ 0.229231	\$1.72
Storm Recovery Charge	12 kW @	\$ 0.348575	\$4.18
Nuclear Decommission	12 kW @	\$ 0.046998	\$0.56
Tax Refund Credit			\$0.62 CR
Storm Recovery Tax Credit	12 kW @	\$ 0.012576	\$0.15 CR
Regulatory Asset Recovery	7.5 kW @	\$ 0.052535	\$0.39
Rate Case Expense Surcharge	3,017 kWh @	\$ 0.0000633	\$0.19
Energy Efficiency	3,017 kWh @	\$ 0.00067	\$2.02
TEEEF	7.5 kW @	\$ 0.22171	\$1.66
PUC Assessment			\$0.19

Total Distribution Charges	\$118.11
-----------------------------------	-----------------

TOTAL CHARGES FOR ESI ID	\$235.73
---------------------------------	-----------------

Customer Name: MATAGORDA COUNTY
Account Number: 100064844327
Invoice Number: 054007939388
Invoice Date: 07/15/2025

Page 60 of 65

ESI ID Detail:

Service Address: 955 STREETLIGHT STLG 1000HPS MIDFIELD, TX 77458
Product: Fixed Price

ESI ID: 10032789441468646

Meter ID	Days	Read Type	Previous Read Date	Previous Meter Read	Current Read Date	Current Meter Read	Multiplier	Usage (kWh)	Actual kW/kVA	Billed kW/kVA
7005524968SD	29	Actual	05/29/2025	0	06/26/2025	367	1.00	367		
TOTAL								367	0	0

Electric Service Commercial

Service Period: 05/29/2025 to 06/26/2025
TXU Energy Fixed Price

Base Usage	367 kWh @	\$ 0.0377995	\$13.87
Other Charges			\$0.05
Market Securitization (Debt) Financing			\$0.18
Other ERCOT Incremental AS Charges			\$0.05
PUC Assessment			\$0.02

Total Commercial Charges	\$14.17
---------------------------------	----------------

Electric Service Distribution

Service Period: 05/29/2025 to 06/26/2025

Base Charge		\$1.45	
Street Lighting - Facilities		\$10.19	
Distribution System Charge	367 kWh @	\$ 0.0264578	\$9.71
Transmission Cost Recov Factor	367 kWh @	\$ 0.0094823	\$3.48
Distribution Cost Recovery	367 kWh @	\$ 0.0017984	\$0.66
Storm Recovery Charge	367 kWh @	\$ 0.0120436	\$4.42
Nuclear Decommission	367 kWh @	\$ 0.0001635	\$0.06
Tax Refund Credit			\$0.17 CR
Storm Recovery Tax Credit	367 kWh @	\$ 0.000436	\$0.16 CR
Regulatory Asset Recovery	367 kWh @	\$ 0.0002725	\$0.10
Rate Case Expense Surcharge	367 kWh @	\$ 0.0001362	\$0.05
TEEEF	367 kWh @	\$ 0.0008719	\$0.32
PUC Assessment			\$0.04

Total Distribution Charges	\$30.15
-----------------------------------	----------------

TOTAL CHARGES FOR ESI ID	\$44.32
---------------------------------	----------------



Customer Name: MATAGORDA COUNTY
Account Number: 100064844327
Invoice Number: 054007939388
Invoice Date: 07/15/2025

Page 61 of 65

ESI ID Detail:

Service Address:

405 COMMERCE ST PALACIOS, TX 77465-5468

ESI ID: 10032789440808411

Product:

Fixed Price

Meter ID	Days	Read Type	Previous Read Date	Previous Meter Read	Current Read Date	Current Meter Read	Multiplier	Usage (kWh)	Actual kW/kVA	Billed kW/kVA
119430885	32	Actual	05/22/2025	746581	06/22/2025	751080	1.00	4499	11	12
TOTAL								4499	11	12

Electric Service Commercial

Service Period: 05/22/2025 to 06/22/2025

TXU Energy Fixed Price

Base Usage	4499 kWh @	\$ 0.0377995	\$170.06
Other Charges			\$0.65
Market Securitization (Debt) Financing			\$2.25
Other ERCOT Incremental AS Charges			\$0.56
PUC Assessment			\$0.29
Gross Receipts Reimb			\$1.88

Total Commercial Charges	\$175.69
---------------------------------	-----------------

Electric Service Distribution

Service Period: 05/22/2025 to 06/22/2025

Base Charge			\$2.28
Meter Charge			\$19.72
Distribution System Charge	11.5 kW @	\$ 7.148	\$82.20
Transmission Cost Recov Factor	11.5 kW @	\$ 4.314666	\$49.62
Distribution Cost Recovery	11.5 kW @	\$ 0.229231	\$2.64
Storm Recovery Charge	23.5 kW @	\$ 0.348575	\$8.19
Nuclear Decommission	23.5 kW @	\$ 0.046998	\$1.10
Tax Refund Credit			\$0.85 CR
Storm Recovery Tax Credit	23.5 kW @	\$ 0.012576	\$0.30 CR
Regulatory Asset Recovery	11.5 kW @	\$ 0.052535	\$0.60
Rate Case Expense Surcharge	4,499 kWh @	\$ 0.0000633	\$0.28
Energy Efficiency	4,499 kWh @	\$ 0.00067	\$3.01
TEEEF	11.5 kW @	\$ 0.22171	\$2.55
PUC Assessment			\$0.27
Gross Receipts Reimb			\$1.72

Total Distribution Charges	\$173.03
-----------------------------------	-----------------

TOTAL CHARGES FOR ESI ID	\$348.72
---------------------------------	-----------------

Customer Name: MATAGORDA COUNTY
Account Number: 100064844327
Invoice Number: 054007939388
Invoice Date: 07/15/2025

Page 62 of 65

ESI ID Detail:

Service Address:

25000 STATE HIGHWAY 35 S PALACIOS, TX 77465-1920

ESI ID: 10032789474945242

Product:

Fixed Price

Meter ID	Days	Read Type	Previous Read Date	Previous Meter Read	Current Read Date	Current Meter Read	Multiplier	Usage (kWh)	Actual kW/kVA	Billed kW/kVA
7005712552SD	30	Actual	05/13/2025	0	06/11/2025	620	1.00	620		
TOTAL								620	0	0

Electric Service Commercial

Service Period: 05/13/2025 to 06/11/2025

TXU Energy Fixed Price

Base Usage	620 kWh @	\$ 0.0377995	\$23.43
Other Charges			\$0.22
Market Securitization (Debt) Financing			\$0.31
Other ERCOT Incremental AS Charges			\$0.13
PUC Assessment			\$0.04

Total Commercial Charges	\$24.13
---------------------------------	----------------

Electric Service Distribution

Service Period: 05/13/2025 to 06/11/2025

Outdoor Lighting - Facilities			\$30.04
Distribution System Charge	620 kWh @	\$ 0.0264516	\$16.40
Transmission Cost Recov Factor	620 kWh @	\$ 0.0094839	\$5.88
Distribution Cost Recovery	620 kWh @	\$ 0.0017903	\$1.11
Storm Recovery Charge	620 kWh @	\$ 0.0120484	\$7.47
Nuclear Decommission	620 kWh @	\$ 0.0001774	\$0.11
Tax Refund Credit			\$0.38 CR
Storm Recovery Tax Credit	620 kWh @	\$ 0.0004355	\$0.27 CR
Regulatory Asset Recovery	620 kWh @	\$ 0.0002742	\$0.17
Rate Case Expense Surcharge	620 kWh @	\$ 0.0001452	\$0.09
TEEEF	620 kWh @	\$ 0.0008871	\$0.55
PUC Assessment			\$0.09

Total Distribution Charges	\$61.26
-----------------------------------	----------------

TOTAL CHARGES FOR ESI ID	\$85.39
---------------------------------	----------------



Customer Name: MATAGORDA COUNTY
Account Number: 100064844327
Invoice Number: 054007939388
Invoice Date: 07/15/2025

ESI ID Detail:

Service Address:

25000 STATE HIGHWAY 35 S UNIT OFFIC PALACIOS, TX 77465-1920

ESI ID: 10032789453394875

Product:

Fixed Price

Meter ID	Days	Read Type	Previous Read Date	Previous Meter Read	Current Read Date	Current Meter Read	Multiplier	Usage (kWh)	Actual kW/KVA	Billed kW/KVA
200161839	30	Actual	05/13/2025	1875	06/11/2025	3029	1.00	1154	6	0
TOTAL								1154	6	0

Electric Service Commercial

Service Period: 05/13/2025 to 06/11/2025

TXU Energy Fixed Price

Base Usage	1154 kWh @	\$ 0.0377995	\$43.62
Other Charges			\$0.40
Market Securitization (Debt) Financing			\$0.57
Other ERCOT Incremental AS Charges			\$0.21
PUC Assessment			\$0.07

Total Commercial Charges	\$44.87
---------------------------------	----------------

Electric Service Distribution

Service Period: 05/13/2025 to 06/11/2025

Base Charge			\$1.45
Meter Charge			\$4.21
Distribution System Charge	1,154 kWh @	\$ 0.026454	\$30.53
Transmission Cost Recov Factor	1,154 kWh @	\$ 0.00949	\$10.95
Distribution Cost Recovery	1,154 kWh @	\$ 0.001786	\$2.06
Storm Recovery Charge	1,154 kWh @	\$ 0.001723	\$1.99
Nuclear Decommission	1,154 kWh @	\$ 0.000174	\$0.20
Tax Refund Credit			\$0.29 CR
Storm Recovery Tax Credit	1,154 kWh @	\$ 0.000063	\$0.07 CR
Regulatory Asset Recovery	1,154 kWh @	\$ 0.000171	\$0.20
Rate Case Expense Surcharge	1,154 kWh @	\$ 0.000142	\$0.16
Energy Efficiency	1,154 kWh @	\$ 0.000693	\$0.80
TEEEF	1,154 kWh @	\$ 0.00088	\$1.02
PUC Assessment			\$0.08

Total Distribution Charges	\$53.29
-----------------------------------	----------------

TOTAL CHARGES FOR ESI ID	\$98.16
---------------------------------	----------------

Customer Name: MATAGORDA COUNTY
Account Number: 100064844327
Invoice Number: 054007939388
Invoice Date: 07/15/2025

Page 64 of 65

ESI ID Detail:

Service Address:

25000 STATE HIGHWAY 35 S UNIT P7 PALACIOS, TX 77465-1920

ESI ID: 10032789474945241

Product:

Fixed Price

Meter ID	Days	Read Type	Previous Read Date	Previous Meter Read	Current Read Date	Current Meter Read	Multiplier	Usage (kWh)	Actual kW/kVA	Billed kW/kVA
122240914	30	Actual	05/13/2025	65865	06/11/2025	66140	1.00	275	7	0
TOTAL								275	7	0

Electric Service Commercial

Service Period: 05/13/2025 to 06/11/2025

TXU Energy Fixed Price

Base Usage	275 kWh @	\$ 0.0377995	\$10.39
Other Charges			\$0.10
Market Securitization (Debt) Financing			\$0.13
Other ERCOT Incremental AS Charges			\$0.05
PUC Assessment			\$0.02

Total Commercial Charges	\$10.69
---------------------------------	----------------

Electric Service Distribution

Service Period: 05/13/2025 to 06/11/2025

Base Charge			\$1.45
Meter Charge			\$4.21
Distribution System Charge	275 kWh @	\$ 0.026454	\$7.27
Transmission Cost Recov Factor	275 kWh @	\$ 0.00949	\$2.61
Distribution Cost Recovery	275 kWh @	\$ 0.001786	\$0.49
Storm Recovery Charge	275 kWh @	\$ 0.001723	\$0.47
Nuclear Decommission	275 kWh @	\$ 0.000174	\$0.05
Tax Refund Credit			\$0.11 CR
Storm Recovery Tax Credit	275 kWh @	\$ 0.000063	\$0.02 CR
Regulatory Asset Recovery	275 kWh @	\$ 0.000171	\$0.05
Rate Case Expense Surcharge	275 kWh @	\$ 0.000142	\$0.04
Energy Efficiency	275 kWh @	\$ 0.000693	\$0.19
TEEEF	275 kWh @	\$ 0.00088	\$0.24
PUC Assessment			\$0.03

Total Distribution Charges	\$16.97
-----------------------------------	----------------

TOTAL CHARGES FOR ESI ID	\$27.66
---------------------------------	----------------

DST 00072061



Customer Name: MATAGORDA COUNTY
Account Number: 100064844327
Invoice Number: 054007939388
Invoice Date: 07/15/2025

Page 65 of 65

ESI ID Detail:

Service Address: 17817 WOOD PLEDGER, TX 77468-0000
Product: Fixed Price

ESI ID: 1008901015815710800100

Meter ID	Days	Read Type	Previous Read Date	Previous Meter Read	Current Read Date	Current Meter Read	Multiplier	Usage (kWh)	Actual kW/kVA	Billed kW/kVA
I90851001	30	Actual	05/21/2025	8279	06/19/2025	9129	1.00	850	12	12
TOTAL								850	12	12

Electric Service Commercial

Service Period: 05/21/2025 to 06/19/2025

TXU Energy Fixed Price

Base Usage	850 kWh @	\$ 0.0377995	\$32.13
Other Charges			\$0.13
Market Securitization (Debt) Financing			\$0.42
Other ERCOT Incremental AS Charges			\$0.11
PUC Assessment			\$0.05

Total Commercial Charges	\$32.84
---------------------------------	----------------

Electric Service Distribution

Service Period: 05/21/2025 to 06/19/2025

Base Charge		\$4.14	
Meter Charge		\$9.27	
Distribution System Charge	12 kVA @	\$ 4.893333	\$58.72
Transmission Cost Recov Factor	12.3 kVA @	\$ 3.955285	\$48.65
Nuclear Decommission	12 kVA @	\$ 0.001667	\$0.02
Rate Case Expense Surcharge	12 kVA @	\$ 0.008333	\$0.10
Energy Efficiency	850 kWh @	\$ 0.000718	\$0.61
TEEEF	12 kVA @	\$ 0.505	\$6.06
PUC Assessment			\$0.20

Total Distribution Charges	\$127.77
-----------------------------------	-----------------

TOTAL CHARGES FOR ESI ID	\$160.61
---------------------------------	-----------------

Current Charges	\$25,951.78
------------------------	--------------------

DST 00072061

