

360

MATAGORDA CO COURTHOUSE

2024

MAKE CHECK PAYABLE TO: BAY CITY GAS P O BOX 1603 BAY CITY TX 77404-1603	SERVICE ADDRESS JAN 31 2025 1700 7TH ST / Co Cathse		ACCOUNT NUMBER Inv 36061-2530980000 / 1230										
	SERVICE PERIOD FROM 12/02/24 TO 12/30/24 ✓	BILLING DATE 01/07/25											
READ DATE(G) 12/30/24 METER NUM. 11808 PRES. READ 65000 PREV. READ ✓ 63989 TOTAL CCF 1011	TOTAL CCF 		<table border="1"> <thead> <tr> <th>DESCRIPTION</th> <th>AMOUNT</th> </tr> </thead> <tbody> <tr> <td>BASIC SERVICE</td> <td>19.00</td> </tr> <tr> <td>GAS DELIVERY</td> <td>778.09</td> </tr> <tr> <td>COST OF GAS</td> <td>459.99</td> </tr> <tr> <td>THIS MONTH</td> <td>1,257.08</td> </tr> </tbody> </table>	DESCRIPTION	AMOUNT	BASIC SERVICE	19.00	GAS DELIVERY	778.09	COST OF GAS	459.99	THIS MONTH	1,257.08
DESCRIPTION	AMOUNT												
BASIC SERVICE	19.00												
GAS DELIVERY	778.09												
COST OF GAS	459.99												
THIS MONTH	1,257.08												
TOTAL NOW DUE 1,257.08		PENALTY AMOUNT 0.00											
PAY THIS AMOUNT AFTER 01/20/2025		1,257.08											

Shelly
DIO-54410-510

APPROVED COUNTY AUDITOR
JB LP

8 MATAGORDA CO COURTHOUSE MESSAGES

RECEIVED
JAN 24 2025

***** DUE DATE 01-20-25 *****

EMERGENCIES & AFTER HOURS CALL: 979-245-2311

Furnaces must have adequate airflow to operate safely.

Make sure all vents are free of obstacles.

More safety information at www.baycitygas.com or at 979-245-2327

TELEPHONE PAYMENT only at 1-877-273-3169.

ATTENTION: It may take up to 3 business days to process online payments.

BY: JB
Accounts with unpaid balances after the 20th may be assessed a \$45.00 fee and scheduled for disconnection. If disconnected, customers must come to the gas company office at 1100 6th to have service restored. Online payments will not restore service.

306-E

AVR Inc.

We encourage you to share this safety information with those in your households and businesses.

- Safety information may be found here on your bill, also on the front of your bill, at www.baycitygas.com, or by contacting our office at 979.245.2327
- BAY CITY GAS COMPANY transports natural gas to homes and businesses in Bay City through a modern and highly reliable system of underground pipelines, which is routinely checked for leaks.
- Natural gas is colorless, odorless, non-toxic and lighter than air. Natural gas can be highly combustible or explosive in certain concentrations, so it is odorized with a smell similar to rotten eggs in order to make it detectible.
- Leaks can be dangerous so detecting and reporting a leak is very important. A gas odor will be the best indicator, and other signs may include dead vegetation, blowing dirt, bubbles in wet ground, or a hissing sound.
- **If you detect the smell of gas within your home or business, do NOT operate any electrical devices – including wall switches, phones or flashlights. Leave the premises and call Bay City Gas Company at 979.245.2311 or 911. These calls receive priority 24/7, as we work to protect life, public safety, the environment, and property.**
- ANY DIGGING activity – landscaping, fencing, mailboxes, flag poles, and plumbing repairs – could possibly damage the lines. Underground Damage Prevention Rules, Chapter 18 under Title 16 of the Texas Administrative Code, specify appropriate steps to be taken BEFORE digging, including calling the One Call Center (811) at least 48 hours PRIOR to digging.
- CALL BEFORE YOU DIG! 811. WAIT for the lines to be marked, respect those marks, and then dig with care. Federal Law requires that all damages to underground pipelines must be reported IMMEDIATELY to the pipeline operator (Bay City Gas Co) and to the Texas Railroad Commission (online at www.rrc.state.tx.us).
- If you witness damage to pipelines, observe a threat to a pipeline, or see suspicious activity near a pipeline or gas facility, call 911 or Bay City Gas at 979.245.2311.
- Bay City Gas Company places pipeline markers at locations as required by law. These markers DO NOT mark all of our lines, they indicate the APPROXIMATE location only, and have our name and phone number on them. In addition to pipelines, we have above ground facilities such as substations and gas meters and regulators. Public access to maps is also available at www.npms.phmsa.dot.gov. These maps contain approximate positions of pipelines, what products they carry, and owner/operator details.
- **Bay City Gas Company** is audited annually by The Railroad Commission of Texas, which maintains records of safety compliance at <https://www.rrc.state.tx.us/oil-gas/compliance-enforcement/>



CenterPointEnergy.com

CUSTOMER COUNTY BARN PRECINCT 3 ✓
SERVICE ADDRESS 405 Commerce St, Palacios, TX 77465

ACCOUNT NUMBER 2904139-9 **11-11-25**
DATE MAILED Jan 23, 2025

Page 1 of 4 (2025)
DATE DUE Feb 07, 2025
AMOUNT DUE \$ 52.01

2254
FEB 03 2025


Gas leak or emergency
Leave immediately, then call 888-876-5786, 24 hours a day

Customer service
800-427-7142 toll-free
Monday - Friday, 7 am - 7 pm

Call before you dig
Call 811
24 hours a day

Comments
PO Box 2628
Houston, TX 77252-2628

Your usage in a glance



Previous usage	Usage this month	Average daily temperature		
		1 year ago	Last month	This month
0	1	0	1	1
0.0	0.0	0.0	0.0	0.0
53	62	56		
34	28	31		

To better understand your home energy usage and learn energy savings tips, visit CenterPointEnergy.com/myenergyanalyzer

Rates have been reduced due to a Tax Refund. For more information, please visit CenterPointEnergy.com/TXTaxReform.

To report gas leaks, carbon monoxide and other gas emergencies, please call 1-888-876-5786. We appreciate your understanding that billing inquiries cannot be answered on this line.

Pay your next bill without lifting a finger. To enroll in AutoPay, just sign and date the back of your bill stub and return to us with a check for your payment amount. It's that easy!

ACCOUNT SUMMARY

Previous gas amount due	\$ 52.01
Payment Jan 16, 2025	Thank you! - 52.01
Current gas charges (Details on page 2)	+ 52.01
Total amount due	\$ 52.01

APPROVED COUNTY AUDITOR

JB KP

01054410614
AH

RECEIVED
JAN 28 2025

BY: JB

How to pay your bill

Online
Visit: CenterPointEnergy.com/paybill Pay immediately, schedule a payment or set up automatic monthly payments.

Phone
Call 800-427-7142 and make a payment using your checking or savings account, or by debit or credit card.

In person
To find a payment location, visit: CenterPointEnergy.com/paybill or call 800-427-7142.

Mail
Return the payment stub below, with your check or money order, using the return envelope.

Please keep this portion for your records

Please return this portion with your payment. Please do not include letters or notes.



ACCOUNT NUMBER 2904139-9

Enroll in AutoPay today. See form on the back of this stub.

DATE DUE Feb 07, 2025
AMOUNT DUE \$ 52.01

Write account number on check and make payable to CenterPoint Energy.

\$ 52.01

Please enter amount of your payment

When you provide a check as payment, you authorize us either to use information from your check to make a one-time electronic funds transfer from your bank account or to process the payment as a check transaction.



0000951 01 AV 0.54 1

COUNTY BARN PRECINCT 3
25000 STATE HIGHWAY 35 S
PALACIOS, TX 77465-1920



CENTERPOINT ENERGY
PO BOX 4981
HOUSTON TX 77210-4981

0480197009354

008200000290413995000000052010000000520120

Smell gas? Leave fast!

Notice a suspicious odor in your home? If it smells like rotten eggs, it could be a gas leak. Follow these steps to stay safe:



Leave immediately on foot.

DO NOT



Do not use your telephone or appliances, light a match or turn light switches on or off. Sparks could ignite natural gas.



Call CenterPoint Energy or 911 from a safe distance. Do not assume someone else has already called. The gas leak will be investigated at no charge.



Scan the QR code to learn more.

CenterPointEnergy.com/GasSafety

230722_06



Start 2025 off right by saving energy and money.

It's the perfect time for a fresh start!

Small changes, like sealing air leaks and adjusting the thermostat, can make a big difference in the amount of energy you use.

Make every month more energy-efficient by exploring more tips at CenterPointEnergy.com/SavingsTips or by scanning the QR code.



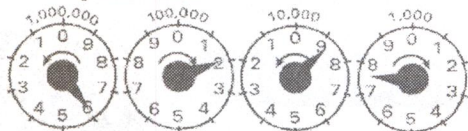
241203_16

A safety message from CenterPoint Energy

If you smell natural gas, leave immediately. Call our Gas Leak Hotline at 800-296-9815. Do not use or store flammable products such as gasoline in the same room or area near the water heater or any other gas appliance.

Si percibes un olor a gas natural, sal inmediatamente. Llama a nuestra línea telefónica para fugas de gas a uno de los números de teléfono que aparecen arriba. No use ni almacene productos inflamables tales como gasolina en la misma habitación o en áreas cercanas a un calentador de agua u otro tipo de aparato a gas.

How to read your meter



The following is an example of how to read a typical meter index.

Look at the four dials with their curved arrows. Read from right to left as follows:

1. Read the "thousand-foot" dial as 7, the last number that the pointer passed. Note that the curved arrow on the dial shows a clockwise movement of the pointer.
2. Read the next dial, the "100-thousand" dial. The curved arrow on the dial above shows a

counterclockwise direction. The pointer is near the 9, but to be sure whether to read it as that number or the lower number 8, the previously mentioned "same or lower number rule" must be applied. Since the pointer in the "thousand-foot" dial to the right is nearer the 8 and the pointer has not reached the 0, the "100-thousand" dial should be read as 8.

3. Read the "100-thousand" dial, it seems to point to 2. Double-check by using the rule above. Since the pointer of the "10-thousand" dial is between 8 and 9, take the lower reading number, 1, for the "100-thousand" dial.

4. Read the left-most dial, the "million-foot" dial. The pointer is near the 6. Using the "same or lower number rule", we find the pointer on the dial to the right is between 1 and 2, so we read the "million-foot" dial exactly as the number it is on or near, 6.

The entire meter reading is 6187.



CUSTOMER COUNTY BARN PRECINCT 3 ✓

ACCOUNT NUMBER 6401111506-6 **Inv** 1/17

DATE DUE AMOUNT DUE

Page 1 of 4 **2025**
Feb 07, 2025
\$ 61.40

FEB 03 2025
CenterPointEnergy.com

SERVICE ADDRESS
25000 State Highway 35 S, Palacios, TX 77465-1920

Gas leak or emergency

Leave immediately, then call
888-876-5786, 24 hours a day

Customer service

800-427-7142 toll-free
Monday - Friday, 7 am - 7 pm

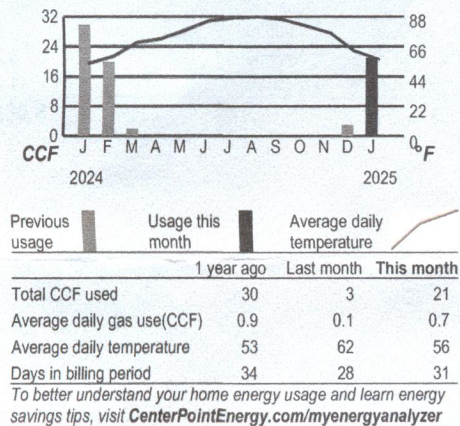
Call before you dig

Call 811
24 hours a day

Comments

PO Box 2628
Houston, TX 77252-2628

Your usage in a glance



Previous usage	Usage this month	Average daily temperature
30	21	56

	1 year ago	Last month	This month
Total CCF used	30	3	21
Average daily gas use (CCF)	0.9	0.1	0.7
Average daily temperature	53	62	56
Days in billing period	34	28	31

To better understand your home energy usage and learn energy savings tips, visit CenterPointEnergy.com/myenergyanalyzer

Rates have been reduced due to a Tax Refund. For more information, please visit CenterPointEnergy.com/TXTaxReform.

To report gas leaks, carbon monoxide and other gas emergencies, please call 1-888-876-5786. We appreciate your understanding that billing inquiries cannot be answered on this line.

Pay your next bill without lifting a finger. To enroll in AutoPay, just sign and date the back of your bill stub and return to us with a check for your payment amount. It's that easy!

ACCOUNT SUMMARY

Previous gas amount due	\$ 50.58
Payment Jan 16, 2025	- 50.58
Cash deposit interest Jan 1, 2025	- 4.69
Current gas charges (Details on page 2)	+ 66.09
Total amount due	\$ 61.40

APPROVED COUNTY AUDITOR
LB *KB*

RECEIVED
JAN 28 2025

BY: *LB*

0105 4410614
ATT

How to pay your bill

Online
Visit: CenterPointEnergy.com/paybill Pay immediately, schedule a payment or set up automatic monthly payments.

Phone
Call 800-427-7142 and make a payment using your checking or savings account, or by debit or credit card.

In person
To find a payment location, visit: CenterPointEnergy.com/paybill or call 800-427-7142.

Mail
Return the payment stub below, with your check or money order, using the return envelope.

Please keep this portion for your records.

Please return this portion with your payment. Please do not include letters or notes.



ACCOUNT NUMBER 6401111506-6

Enroll in AutoPay today. See form on the back of this stub.

DATE DUE Feb 07, 2025
AMOUNT DUE \$ 61.40

Write account number on check and make payable to CenterPoint Energy.

\$ **61.40**

Please enter amount of your payment

When you provide a check as payment, you authorize us either to use information from your check to make a one-time electronic funds transfer from your bank account or to process the payment as a check transaction.



0000952 01 AV 0.54 1

COUNTY BARN PRECINCT 3
25000 STATE HIGHWAY 35 S
PALACIOS, TX 77465-1920



CENTERPOINT ENERGY
PO BOX 4981
HOUSTON TX 77210-4981

1100233270260

0082006401111506660000006140000000614010

Smell gas? Leave fast!

Notice a suspicious odor in your home? If it smells like rotten eggs, it could be a gas leak. Follow these steps to stay safe:



Leave immediately on foot.

DO NOT

ON



OFF

Do not use your telephone or appliances, light a match or turn light switches on or off. Sparks could ignite natural gas.



Call CenterPoint Energy or 911 from a safe distance. Do not assume someone else has already called. The gas leak will be investigated at no charge.



Scan the QR code to learn more.

CenterPointEnergy.com/GasSafety

230722_06



Start 2025 off right by saving energy and money.

It's the perfect time for a fresh start!

Small changes, like sealing air leaks and adjusting the thermostat, can make a big difference in the amount of energy you use.

Make every month more energy-efficient by exploring more tips at CenterPointEnergy.com/SavingsTips or by scanning the QR code.



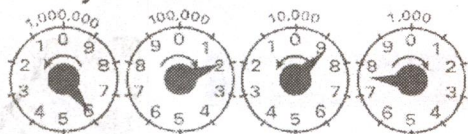
241203_16

A safety message from CenterPoint Energy

If you smell natural gas, leave immediately. Call our Gas Leak Hotline at 800-296-9815. Do not use or store flammable products such as gasoline in the same room or area near the water heater or any other gas appliance.

Si percibes un olor a gas natural, sal inmediatamente. Llama a nuestra línea telefónica para fugas de gas a uno de los números de teléfono que aparecen arriba. No use ni almacene productos inflamables tales como gasolina en la misma habitación o en áreas cercanas a un calentador de agua u otro tipo de aparato a gas.

How to read your meter



The following is an example of how to read a typical meter index.

Look at the four dials with their curved arrows. Read from right to left as follows:

1. Read the "thousand-foot" dial as 7, the last number that the pointer passed. Note that the curved arrow on the dial shows a clockwise movement of the pointer.
2. Read the next dial, the "100-thousand" dial. The curved arrow on the dial above shows a

counterclockwise direction. The pointer is near the 9, but to be sure whether to read it as that number or the lower number 8, the previously mentioned "same or lower number rule" must be applied. Since the pointer in the "thousand-foot" dial to the right is nearer the 8 and the pointer has not reached the 0, the "100-thousand" dial should be read as 8.

3. Read the "100-thousand" dial, it seems to point to 2. Double-check by using the rule above. Since the pointer of the "100-thousand" dial is between 8 and 9, take the lower reading number, 1, for the "100-thousand" dial.

4. Read the left-most dial, the "million-foot" dial. The pointer is near the 6. Using the "same or lower number rule", we find the pointer on the dial to the right is between 1 and 2, so we read the "million-foot" dial exactly as the number it is on or near, 6.

The entire meter reading is 6187.

CUSTOMER
COUNTY BARN PRECINCT 3

ACCOUNT NUMBER
2904139-9

DATE DUE **Feb 07, 2025**

DATE MAILED
Jan 23, 2025

AMOUNT DUE **\$ 52.01**

SERVICE ADDRESS
405 Commerce St, Palacios, TX 77465

DEFINITIONS

CCF 1 CCF = 100 cubic feet of gas. This is how we measure your monthly usage.

Customer charge and base amount. Covers fixed costs for reading meters, issuing bills, maintaining facilities and gas lines, postage, etc. These costs occur even if you do not use gas during a billing period.

Gas Cost Adjustment (GCA) is the cost CenterPoint Energy pays for the gas it delivers to its customers.

Storage inventory charge allows the Company the opportunity to recover the regulated carrying cost of its investment in storage.

Reimbursement of local franchise fee is a fee paid to the city for the company's use of right-of-way in streets and alleys.

Reimbursement of state gross receipts tax is a tax imposed by the State of Texas on each utility company located in an incorporated city having a population of more than 1,000.

For a more detailed description of each of the terms used on your bill, please visit CenterPointEnergy.com/definitions or call Customer Support at 800-427-7142.

Current gas charges

Rate: GSS-2099-U @14.95 Pressure Base

Meter Number 3828200587513 **Day Billing Period** 31

Billing Period	Current Reading	- Previous Reading	= Total	x Combined pressure factor	= Usage
12/17/24 - 01/17/25	9534	9533	1	1.14020	1 CCF
Customer charge					\$48.00
Base amount			1 CCF x	\$ 0.15638	0.16
Gas cost adjustment			1 CCF x	\$ 0.70168	0.70
Reimbursement of local franchise fee					2.59
Reimbursement of State GRT					0.56
Total current charges					\$ 52.01

Your account, managed your way

Sign up at CenterPointEnergy.com/myaccount

- **24/7 online account access.** View and/or pay your bill, view usage history, sign up for account services and much more.
- **Go paperless.** Receive an email when your bill is ready to view and pay. Get convenience, get rid of clutter.

- **Pay automatically.** Set up AutoPay by signing and returning the form below with your check payment. It's that easy!
- **Even out the highs and lows of your monthly bills.** Enroll in Average Monthly Billing and spread your natural gas costs throughout the year.
- **Get bill reminders.** Choose text or email, up to five days before your bill is due.

- **Other services.** Report a payment made at a payment location, set up a payment extension and much more. View options from your online account or visit CenterPointEnergy.com/selfservice if you'd prefer not to register.
- **Moving?** Please call us at 800-427-7142 at least two weeks before you move, or complete the forms at CenterPointEnergy.com/selfservice

Mail payments to CenterPoint Energy, PO BOX 4981, Houston, TX 77210-4981

Enroll in AutoPay and your monthly payment will be automatically deducted from your bank account.

To enroll, sign and date this form and return with your check payment. Money orders do not qualify for enrollment. Your next bill will be automatically deducted from the account listed on your check. For more information and to enroll electronically, go to CenterPointEnergy.com/autopay.

I authorize CenterPoint Energy to automatically deduct from the checking account shown on my enclosed check all future payments for my CenterPoint Energy bills. I will notify CenterPoint Energy if I decide to cancel my use of AutoPay. CenterPoint Energy also has the right to discontinue my AutoPay enrollment. Once I enroll, I understand that any past due balances will be drafted from my account three days after my application is processed.

Account holder's signature

Date

2254
FEB 03 2025

2025


Gas leak or emergency
Leave immediately, then call 888-876-5786, 24 hours a day

Customer service
800-427-7142 toll-free
Monday - Friday, 7 am - 7 pm

Call before you dig
Call 811
24 hours a day

Comments
PO Box 2628
Houston, TX 77252-2628

Your usage in a glance



Usage this month	1 year ago	Last month	This month
Total CCF used	0	1	1
Average daily gas use (CCF)	0.0	0.0	0.0
Average daily temperature	53	62	56
Days in billing period	34	28	31

Rates have been reduced due to a Tax Refund. For more information, please visit CenterPointEnergy.com/TXTaxReform.

To report gas leaks, carbon monoxide and other gas emergencies, please call 1-888-876-5786. We appreciate your understanding that billing inquiries cannot be answered on this line.

Pay your next bill without lifting a finger. To enroll in AutoPay, just sign and date the back of your bill stub and return to us with a check for your payment amount. It's that easy!

ACCOUNT SUMMARY

Previous gas amount due	\$ 52.01
Payment Jan 16, 2025	- 52.01
Current gas charges (Details on page 2)	+ 52.01
Total amount due	\$ 52.01

Thank you!

APPROVED COUNTY AUDITOR
JB KP

01054410614
AH

RECEIVED
JAN 28 2025

BY: JB

How to pay your bill

Online
Visit: CenterPointEnergy.com/paybill Pay immediately, schedule a payment or set up automatic monthly payments.

Phone
Call 800-427-7142 and make a payment using your checking or savings account, or by debit or credit card.

In person
To find a payment location, visit: CenterPointEnergy.com/paybill or call 800-427-7142.

Mail
Return the payment stub below, with your check or money order, using the return envelope.

Please keep this portion for your records

Please return this portion with your payment. Please do not include letters or notes.



ACCOUNT NUMBER 2904139-9

Enroll in AutoPay today. See form on the back of this stub.

DATE DUE	Feb 07, 2025
AMOUNT DUE	\$ 52.01

Write account number on check and make payable to CenterPoint Energy.

\$ 52.01

Please enter amount of your payment

When you provide a check as payment, you authorize us either to use information from your check to make a one-time electronic funds transfer from your bank account or to process the payment as a check transaction.



CENTERPOINT ENERGY
PO BOX 4981
HOUSTON TX 77210-4981

0480197009354

008200000290413995000000052010000000520120

CUSTOMER
COUNTY BARN PRECINCT 3

ACCOUNT NUMBER
6401111506-6

DATE DUE Feb 07, 2025

DATE MAILED
Jan 23, 2025

AMOUNT DUE \$ 61.40

SERVICE ADDRESS
25000 State Highway 35 S, Palacios, TX 77465-1920

Rate: GSS-2099-U @14.95 Pressure Base

DEFINITIONS

CCF 1 CCF = 100 cubic feet of gas. This is how we measure your monthly usage.

Customer charge and base amount. Covers fixed costs for reading meters, issuing bills, maintaining facilities and gas lines, postage, etc. These costs occur even if you do not use gas during a billing period.

Gas Cost Adjustment (GCA) is the cost CenterPoint Energy pays for the gas it delivers to its customers.

Storage inventory charge allows the Company the opportunity to recover the regulated carrying cost of its investment in storage.

Reimbursement of local franchise fee is a fee paid to the city for the company's use of right-of-way in streets and alleys.

Reimbursement of state gross receipts tax is a tax imposed by the State of Texas on each utility company located in an incorporated city having a population of more than 1,000.

For a more detailed description of each of the terms used on your bill, please visit CenterPointEnergy.com/definitions or call Customer Support at 800-427-7142.

Current gas charges

Meter Number 3731506736444 **Day Billing Period** 31

Billing Period	Current Reading	Previous Reading	Usage
12/17/24 - 01/17/25	684	663	21 CCF
Customer charge			\$48.00
Storage inventory charge	21 CCF x	\$ 0.00319	0.07
Base amount	21 CCF x	\$ 0.15638	3.28
Gas cost adjustment	21 CCF x	\$ 0.70168	14.74
Total current charges			\$ 66.09

Your account, managed your way

Sign up at CenterPointEnergy.com/myaccount

- **24/7 online account access.** View and/or pay your bill, view usage history, sign up for account services and much more.
- **Go paperless.** Receive an email when your bill is ready to view and pay. Get convenience, get rid of clutter.

- **Pay automatically.** Set up AutoPay by signing and returning the form below with your check payment. It's that easy!
- **Even out the highs and lows of your monthly bills.** Enroll in Average Monthly Billing and spread your natural gas costs throughout the year.
- **Get bill reminders.** Choose text or email, up to five days before your bill is due.

- **Other services.** Report a payment made at a payment location, set up a payment extension and much more. View options from your online account or visit CenterPointEnergy.com/selfservice if you'd prefer not to register.
- **Moving?** Please call us at 800-427-7142 at least two weeks before you move, or complete the forms at CenterPointEnergy.com/selfservice

Mail payments to CenterPoint Energy, PO BOX 4981, Houston, TX 77210-4981

Enroll in AutoPay and your monthly payment will be automatically deducted from your bank account.

To enroll, sign and date this form and return with your check payment. Money orders do not qualify for enrollment. Your next bill will be automatically deducted from the account listed on your check. For more information and to enroll electronically, go to CenterPointEnergy.com/autopay.

I authorize CenterPoint Energy to automatically deduct from the checking account shown on my enclosed check all future payments for my CenterPoint Energy bills. I will notify CenterPoint Energy if I decide to cancel my use of AutoPay. CenterPoint Energy also has the right to discontinue my AutoPay enrollment. Once I enroll, I understand that any past due balances will be drafted from my account three days after my application is processed.

Account holder's signature

Date

SERVICE ADDRESS
 25000 State Highway 35 S, Palacios, TX 77465-1920

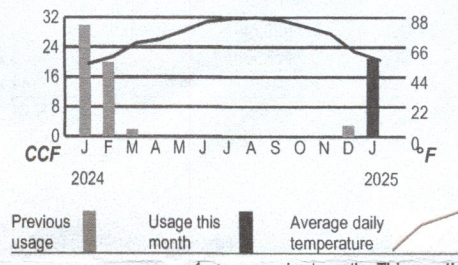
Gas leak or emergency
 Leave immediately, then call
 888-876-5786, 24 hours a day

Customer service
 800-427-7142 toll-free
 Monday - Friday, 7 am - 7 pm

Call before you dig
 Call 811
 24 hours a day

Comments
 PO Box 2628
 Houston, TX 77252-2628

Your usage in a glance



	1 year ago	Last month	This month
Total CCF used	30	3	21
Average daily gas use (CCF)	0.9	0.1	0.7
Average daily temperature	53	62	56
Days in billing period	34	28	31

To better understand your home energy usage and learn energy savings tips, visit CenterPointEnergy.com/myenergyanalyzer

Rates have been reduced due to a Tax Refund. For more information, please visit CenterPointEnergy.com/TXTaxReform.

To report gas leaks, carbon monoxide and other gas emergencies, please call 1-888-876-5786. We appreciate your understanding that billing inquiries cannot be answered on this line.

Pay your next bill without lifting a finger. To enroll in AutoPay, just sign and date the back of your bill stub and return to us with a check for your payment amount. It's that easy!

ACCOUNT SUMMARY

Previous gas amount due	\$ 50.58
Payment Jan 16, 2025	- 50.58
Cash deposit interest Jan 1, 2025	- 4.69
Current gas charges (Details on page 2)	+ 66.09
Total amount due	\$ 61.40

APPROVED
 COUNTY AUDITOR
 JB KP

RECEIVED
 JAN 28 2025
 BY: JB

0105 4410614
 ATT

How to pay your bill

Online
 Visit: CenterPointEnergy.com/paybill Pay immediately, schedule a payment or set up automatic monthly payments.

Phone
 Call 800-427-7142 and make a payment using your checking or savings account, or by debit or credit card.

In person
 To find a payment location, visit: CenterPointEnergy.com/paybill or call 800-427-7142.

Mail
 Return the payment stub below, with your check or money order, using the return envelope.

Please keep this portion for your records

Please return this portion with your payment. Please do not include letters or notes.



ACCOUNT NUMBER 6401111506-6

Enroll in AutoPay today. See form on the back of this stub.

DATE DUE	Feb 07, 2025
AMOUNT DUE	\$ 61.40

Write account number on check and make payable to CenterPoint Energy.

\$ 61.40

Please enter amount of your payment

When you provide a check as payment, you authorize us either to use information from your check to make a one-time electronic funds transfer from your bank account or to process the payment as a check transaction.



0000952 01 AV 0.54 1

COUNTY BARN PRECINCT 3
 25000 STATE HIGHWAY 35 S
 PALACIOS, TX 77465-1920



CENTERPOINT ENERGY
 PO BOX 4981
 HOUSTON TX 77210-4981

1100233270260

0082006401111506660000006140000000614010

2025

79186
FEB 03 2025



PO BOX 3611
VICTORIA, TX 77903
361-550-1826

Invoice Date	01/20/2025
Invoice Number	271778
Invoice Total	141.18
Customer Number	01-12873 5
Due Date	02/01/2025
Service Dates	FEBRUARY 2025

MATAGORDA PRECINCT #3
25000 HWY 35 S
PALACIOS TX 77465

Service Address
MATAGORDA PRECINCT #3
25000 HWY 35 S
PALACIOS TX 77465

Date	Description	Quantity	Rate	Total
01/20/25	3Y SERVICE # P/U: 1	1.00		141.18

You can now sign up for autopay on our website.
Please check our website for route changes due to holidays or weather. Late payment fee of \$25 added on the 10th and account will be locked by the 15th if not paid. Minimum of 48 hrs to reinstate services. We appreciate your business!
You can view or pay your bill online at www.whitetrashservices.com
Your access code: 0011794

01054410614

AT

APPROVED
COUNTY AUDITOR

Total Invoice: 141.18

Current	31-60 Days	61-90 Days	91+ Days	Account Balance
141.18	0.00	0.00	0.00	141.18

For proper credit please fill out and return the below portion.

Invoice Date	01/20/2025
Invoice Number	271778
Customer Number	01-12873 5
Due Date	02/01/2025

Please Pay	\$141.18
Amount Enclosed	\$ 141.18

MATAGORDA PRECINCT #3
25000 HWY 35 S
PALACIOS TX 77465

N Bar Holdings, LLC
WHITE TRASH SERVICES
PO BOX 3611
VICTORIA, TX 77903

RECEIVED
JAN 28 2025

BY: DB

2024

TXU

JAN 31 2025

VENDOR # 2149 ACCT# 100064844327
 INV# 052003761468 INVOICE DATED 1-14-25 DESC ~~Nov-Dec~~ 24

	ADDRESS	ES I D	METER #	SERV.	DATES	TOTAL	DEPT #
1	18 BAYVIEW MATAGORDA (JP#2)	10032789403973976	119711668	1-15-24	12-17-24	33.16	010-54410-462
2	405 COMMERCE PALACIOS (JP#3)	10032789440808411	119430885	1-19-24	12-19-24	207.58	010-54410-463
3	190 AVE F MARKHAM (JP#4)	10032789461015050	163788084	1-18-24	12-18-24	644.91	010-54410-464
4	2200 7TH ST (CMOB)	10032789456726070	558785152	1-1-24	12-3-24	\$ 2640.96	010-54410-508
5	ODLTS 2200 7TH ST (CMOB)	10032789456726071	7007055012SD	1-1-24	12-3-24	344.50	010-54410-508
6	ODLTS 2200 7TH ST (CMOB)	10032789456726072	7007055046SD	1-1-24	12-3-24	22.58	010-54410-508
7	2021 AVE G BLDG 1 WELLS FARGO (CTOB)	10032789499291957	558782912	1-21-24	1-1-25	\$ 1855.99	010-54410-509
8	1700 7TH ST (COURTHOUSE)	10032789496308881	558026869	1-21-24	1-1-25	\$ 5957.68	010-54410-510
9	2323 AVE E (JAIL)	10032789405892400	558782187	1-21-24	1-1-25	\$ 3940.75	010-54410-512
10	ODLTS 2323 AVE E (JAIL)	10032789405892401	7006958123SD	1-21-24	1-1-25	\$ 16.32	010-54410-512
11	2308 AVE F (S.O.)	10032789485567631	558782938	1-21-24	1-1-25	\$ 863.30	010-54410-560
12	MATAGORDA (TRANSFER ST)	10032789494278861	119431822	1-13-24	12-15-24	71.04	010-54410-595
13	EL MATON UNIT P43 (TRANSFER ST)	10032789482241440	169715859	1-8-24	12-10-24	32.36	010-54410-595
14	2604 NICHOLS AVE/CO BARN (PCT#1)	10032789459112270	122240792	1-5-24	12-5-24	139.56	010-54410-612
15	ODLTS NICHOLS AVE (PCT#1)	10032789485513550	7007116623SD	1-1-24	12-9-24	105.99	010-54410-612
16	ODLTS NICHOLS AVE (PCT#1)	10032789485513551	7007116651SD	1-25-24	12-29-24	\$ 22.22	010-54410-612
17	ODLTS NICHOLS AVE (PCT#1)	10032789485513552	7007116680SD	1-25-24	12-29-24	\$ 45.22	010-54410-612
18	HWY 60 OUTDOOR LTS (PCT#1)	10032789423558520	7006982603SD	1-20-24	12-22-24	91.96	010-54410-612
19	ODLTS 3520 NICHOLS AVE (PCT#1)	10032789479928771	7005770635SD	1-5-24	12-5-24	92.07	010-54410-612
20	17817 WOOD PLEDGER COMM CTR (PCT#1)	1008901015815710800100	90851001	1-15-24	12-17-24	153.18	010-54410-612
21	487 MAGNOLIA MATAGORDA CO BARN (PCT#2)	10032789414370120	200227986	1-15-24	12-17-24	95.52	010-54410-613
22	414 FISHER MATAGORDA (PCT#2) Cstand	10032789427542180	200527912	1-15-24	12-17-24	13.46	010-54410-613
23	115 LAUREL MATAGORDA (PCT#2) OP OFFICE	10032789495257641	200292168	1-15-24	12-17-24	16.16	010-54410-613
24	772 LAUREL OLD SCHOOL MATAGORDA/PCT#2	10032789417127397	148896249	1-15-24	12-17-24	11.37	010-54410-613
25	MATAGORDA FIREMAN'S HALL (PCT#2)	10032789446568110	122330875	1-15-24	12-17-24	281.84	010-54410-613
26	SELKIRK FIRE DEPT (PCT#2)	10032789427413670	122279171	1-14-24	12-16-24	39.26	010-54410-613
27	25000 SH 35 (PCT#3)	10032789453394875	120730531	1-8-24	12-9-24	44.97	010-54410-614
28	25000 SH 35 UNIT P7 (PCT#3)	10032789474945241	122240914	1-8-24	12-9-24	33.70	010-54410-614
29	ODLTS 25000 SH 35 (PCT#3)	10032789474945242	7005712552SD	1-8-24	12-10-24	88.94	010-54410-614
30	BLESSING BALLPRK W UNIT (PCT#4)	10032789402787491	558783656	1-21-24	1-1-25	\$ 1130.50	010-54410-615
31	ODLTS BLESSING PRK (PCT#4)	10032789402787492	7006972189SD	1-21-24	1-1-25	\$ 161.44	010-54410-615
32	MIDFIELD COMM CTR (PCT#4)	10032789459047060	157104699	1-1-24	12-3-24	153.39	010-54410-615
33	ODLTS MIDFIELD COMM CTR (PCT#4)	10032789459047061	7007074246SD	1-1-24	12-3-24	11.83	010-54410-615
34	ODLTS MIDFIELD FIRE ST (PCT#4)	10032789461418841	7007068113SD	1-1-24	12-3-24	16.23	010-54410-615
35	190 AVE F MARKHAM ANNEX (PCT#4)	10032789426253880	157911497	1-18-24	12-17-24	28.75	010-54410-615

TXU

ADDRESS	ESI ID	METER #	SERV.	DATES	DEPT #
BLESSING COMM CTR (PCT#4)	10032789461693260	161176296			010-54410-615
ST LTS BLESSING CC PAVILION (PCT#4)	10032789436470608	7005470886SD	11-25-24	12-29-24	\$ 21.95
ODLTS BLESSING COMM CTR (PCT#4)	10032789461693261	7007074015SD	11-27-24	1-1-25	\$ 9.73
MARKHAM COMM CTR (PCT#4)	10032789476839780	200043930	11-18-24	12-18-24	311.30
ODLTS MARKHAM CC (PCT#4)	10032789476839781	7007105031OT	11-18-24	12-18-24	22.22
HEFFINGER PRK LTS BLESSING (PCT#4)	10032789478079271	144074530	11-27-24	1-1-25	\$ 33.99
ODLTS WATER WELL MIDFIELD (PCT#4)	10032789492176731	7007147859SD	11-27-24	12-30-24	16.94
ODLTS BLESSING CC 932 (PCT#4)	10032789496744772	7007144530MV	11-26-24	12-30-24	\$ 15.91
ODLTS BLESSING CC 935 (PCT#4)	10032789496744773	7005911722MV	11-26-24	12-30-24	\$ 54.19
E END OF PRK BLESSING (PCT#4)	10032789497890130	119426810	11-27-24	1-1-25	\$ 83.93
ST LTS BLESSING PRK (PCT#4)	10032789441468646	7005524988SD	11-25-24	12-28-24	\$ 44.95
190 AVE F UNIT FIRESTATION MARKHAM (PCT#4)	10032789487564611	200303070	11-18-24	12-18-24	11.66
RAWLS UNIT FIRESTATION MIDFIELD (PCT#4)	10032789433412700	136592656	11-1-24	12-3-24	269.37
HOLDING PEN (FAIRGROUNDS)	10032789407891290	200574765	11-5-24	12-5-24	\$ 180.80
CTR OF CARNIVAL (FAIRGROUNDS)	10032789419036321	125243718	11-5-24	12-5-24	5.62
INDOOR ARENA (FAIRGROUNDS)	10032789419218250	592403229	11-5-24	12-5-24	\$ 165.99
SHOW BARN/RV PARK (FAIRGROUNDS)	10032789443561762	590613354	11-5-24	12-5-24	52.01
ODLTS HAMMAN RD (FAIRGROUNDS)	10032789443561763	7005516394SD	11-6-24	12-8-24	45.26
OUTDOOR ARENA (FAIRGROUNDS)	10032789444026850	151900075	11-5-24	12-5-24	295.15
HOME EC/IMP BLDG (FAIRGROUNDS)	10032789474465420	592402234	11-5-24	12-5-24	\$ 465.09
ODLTS NICHOLS RD (FAIRGROUNDS)	10032789480469090	7007112012SD	11-7-24	12-9-24	43.26
FANS BACK OF ARENA (FAIRGROUNDS)	10032789499566851	119431781	11-5-24	12-5-24	24.81
4511 FM 2668 UNIT 3 (FAIRGROUNDS)	10032789406762840	171155561	11-5-24	12-5-24	\$ 74.74
FM 2668 UNIT 7 (FAIRGROUNDS)	10032789420166760	200229223	11-5-24	12-5-24	6.78
ODLTS RIVERBEND MATAGORDA (MARINE)	10032789432664941	7006992918SD	11-15-24	12-17-24	22.22
FINANCE CHARGES					\$ 70.12
TOTAL:					\$ 2132.70

BILL OUT TO MATAGORDA HISTORICAL SOCIETY
 Blessing Comm. Center demolished power was cut
 off somewhere between June 11 - July 1, 2024

Late charges again

RECEIVED
 JAN 24 2025

BY: DPB

APPROVED
 COUNTY AUDITOR
 [Signature]

36
 37
 38
 39
 40
 41
 42
 43
 44
 45
 46
 47
 48
 49
 50
 51
 52
 53
 54
 55
 56
 57
 58
 59
 60



Customer Name: MATAGORDA COUNTY
 Account Number: 100064844327
 Invoice Number: 052003761463
 Invoice Date: 01/14/2025

Account Summary

Previous Balance	Credits/Payments	Balance Forward	Current Charges	Amount Due	Due Date
\$47,318.87	\$31,816.12 CR	\$15,502.75	\$21,312.70 ✓	\$36,815.45	02/13/2025

See remaining pages for invoice details.

*pd 1-13-25
ck# 117559*

Customer Communications

RECEIVED
 JAN 24 2025

BY: *AB*

Shelly York

How to Contact Us

Account Service Manager
 Commercial Support Team
Phone: (866) 898-3465
Email: commercialsupport@txu.com
Customer Service: 8:30AM - 5:30PM M-F

Power Outage Notification:
 American Electric Power - 1-866-223-8508
 CenterPoint Energy - 1-800-332-7143

REP Certificate: #10004

Please return this portion with your payment in the enclosed envelope. Make checks payable to TXU Energy. Do not include correspondence with your payment.

The TXU Energy AidSM program helps families in critical situations with bill payment assistance.

For Donations Only

One-time gift to TXU Energy AidSM program \$ _____
 Recurring monthly donation to TXU Energy AidSM program \$ _____

Account Number:
 100064844327

Amount Due	Due Date
\$36,815.45	02/13/2025

To ensure proper payment posting, please provide this number (100064844327) on all payments and send to the address directly below.

SP 06 000102 73727E 2 A**SNGLP

MATAGORDA COUNTY
 1700 7TH ST, RM 301
 BAY CITY TX 77414-5034



TXU ENERGY
 PO BOX 650638
 DALLAS, TX 75265-0638

21100064844327000368154500015502752

000000 1/25

Customer Name: MATAGORDA COUNTY
Account Number: 100064844327
Invoice Number: 052003761463
Invoice Date: 01/14/2025

Important Information

Your satisfaction is our top priority. Do you have feedback? Email us at txuexec@txu.com or write us at TXU Energy Executive Feedback, PO Box 650764, Dallas, TX 75265-0764. The amount billed may include price changes allowed by law or regulatory actions. See an unauthorized charge on your bill? Call us toll-free at 1-866-898-3465 (8:30AM - 5:30PM M-F), and we'll work to resolve any issues. If you're not satisfied with the resolution, you may file a complaint with the Public Utility Commission of Texas PO Box 13326, Austin, TX 78711-3326; (512) 936-7120 or toll-free in Texas (888) 782-8477. Hearing and speech-impaired individuals with text telephones (TTY) may contact the Public Utility Commission of Texas at (800) 735-2988.

Account Summary Detail

Previous Balance		\$	47,318.87
Credits/Payments			
Inc. Check Payment	12/30/2024	\$	7,660.28 CR
Inc. Check Payment	12/23/2024	\$	24,155.84 CR
Subtotal		\$	31,816.12 CR
Balance Forward		\$	15,502.75
Debits/Charges			
Late Payment Penalty		\$	70.12
Subtotal		\$	70.12

DST 00072061





Customer Name: MATAGORDA COUNTY
Account Number: 100064844327
Invoice Number: 052003761463
Invoice Date: 01/14/2025

Account Summary

ESI ID Facility ID	Service Address	Start Service End Service	kWh Actual kW/kVA	Commercial TDU Charges	Commercial Taxes TDU Taxes	Total Charges	Flag
10032789496308881	1700 7TH ST BAY CITY, TX 77414-5080	11/27/2024 01/01/2025	93,504 173	\$3,696.56 \$2,261.12	\$0.00 \$0.00	\$5,957.68	
10032789456726070	2200 7TH ST BAY CITY, TX 77414-5254	11/01/2024 12/03/2024	31,160 104	\$1,226.06 \$1,414.90	\$0.00 \$0.00	\$2,640.96	
10032789456726072	2200 7TH ST UNIT FL BAY CITY, TX 77414-5254	11/01/2024 12/03/2024	155 -	\$6.10 \$16.48	\$0.00 \$0.00	\$22.58	
10032789456726071	2200 7TH ST UNIT FL BAY CITY, TX 77414-5254	11/01/2024 12/03/2024	208 -	\$8.16 \$26.34	\$0.00 \$0.00	\$34.50	
10032789485513551	NICHOLS AVE UNIT 400FLD2 BAY CITY, TX 77414	11/25/2024 12/29/2024	155 -	\$6.01 \$16.21	\$0.00 \$0.00	\$22.22	
10032789405892401	2323 AVENUE E BAY CITY, TX 77414-6001	11/27/2024 01/01/2025	104 -	\$4.11 \$12.21	\$0.00 \$0.00	\$16.32	
10032789405892400	2323 AVENUE E BAY CITY, TX 77414-6001	11/27/2024 01/01/2025	65,280 102	\$2,580.76 \$1,359.99	\$0.00 \$0.00	\$3,940.75	
10032789485567631	2308 AVENUE F BAY CITY, TX 77414-6045	11/27/2024 01/01/2025	12,880 26	\$509.28 \$354.02	\$0.00 \$0.00	\$863.30	
10032789499291957	2021 AVENUE G BLDG 1 BAY CITY, TX 77414-5003	11/27/2024 01/01/2025	29,000 52	\$1,146.49 \$709.50	\$0.00 \$0.00	\$1,855.99	
10032789419218250	4511 FM 2668 UNIT 1 BAY CITY, TX 77414-3991	11/05/2024 12/05/2024	6,400 35	\$248.67 \$517.32	\$0.00 \$0.00	\$765.99	
10032789474465420	4511 FM 2668 UNIT 2 BAY CITY, TX 77414-3991	11/05/2024 12/05/2024	3,000 24	\$116.57 \$348.52	\$0.00 \$0.00	\$465.09	
10032789406762840	4511 FM 2668 UNIT 3 BAY CITY, TX 77414-3991	11/05/2024 12/05/2024	140 2	\$5.44 \$69.30	\$0.00 \$0.00	\$74.74	
10032789499566851	4511 FM 2668 UNIT 4 BAY CITY, TX 77414-3991	11/05/2024 12/05/2024	9 -	\$0.35 \$24.46	\$0.00 \$0.00	\$24.81	
10032789444026850	4511 FM 2668 UNIT 5 BAY CITY, TX 77414-3991	11/05/2024 12/05/2024	415 20	\$16.13 \$279.02	\$0.00 \$0.00	\$295.15	
10032789407891290	4511 FM 2668 UNIT 6 BAY CITY, TX 77414-3991	11/05/2024 12/05/2024	491 11	\$19.08 \$161.72	\$0.00 \$0.00	\$180.80	
10032789420166760	4511 FM 2668 UNIT 7 BAY CITY, TX 77414-3991	11/05/2024 12/05/2024	13 -	\$0.50 \$6.28	\$0.00 \$0.00	\$6.78	
10032789419036321	4511 FM 2668 UNIT 8 BAY CITY, TX 77414-3991	11/05/2024 12/05/2024	- -	\$0.00 \$5.62	\$0.00 \$0.00	\$5.62	
10032789443561762	4511 FM 2668 UNIT 9 BAY CITY, TX 77414-3991	11/05/2024 12/05/2024	240 1	\$9.33 \$42.68	\$0.00 \$0.00	\$52.01	
10032789443561763	HAMMAN RD ODLT 400HPS AL BAY CITY, TX 77414	11/06/2024 12/08/2024	310 -	\$12.28 \$32.98	\$0.00 \$0.00	\$45.26	
10032789423558520	STATE HIGHWAY 60 STLG 250HPSA BAY CITY, TX 77414	11/20/2024 12/22/2024	104 -	\$4.04 \$17.92	\$0.00 \$0.00	\$21.96	
10032789459112270	2604 NICHOLS AVE BAY CITY, TX 77414-6958	11/05/2024 12/05/2024	1,460 10	\$57.88 \$81.68	\$0.00 \$0.00	\$139.56	
10032789479928771	3588 1/2 NICHOLS AVE BAY CITY, TX 77414-7383	11/05/2024 12/05/2024	57 -	\$2.26 \$9.81	\$0.00 \$0.00	\$12.07	
10032789485513550	NICHOLS AVE UNIT 250HPSA BAY CITY, TX 77414	11/07/2024 12/09/2024	520 -	\$20.60 \$85.39	\$0.00 \$0.00	\$105.99	
10032789485513552	NICHOLS AVE UNIT 400FLD1 BAY CITY, TX 77414	11/25/2024 12/29/2024	310 -	\$12.26 \$32.98	\$0.00 \$0.00	\$45.24	
10032789480469090	NICHOLS RD UNIT 250HPSA BAY CITY, TX 77414	11/07/2024 12/09/2024	208 -	\$8.22 \$35.04	\$0.00 \$0.00	\$43.26	
10032789461693261	FM 616 W BLESSING, TX 77419	11/27/2024 01/01/2025	39 -	\$1.50 \$8.23	\$0.00 \$0.00	\$9.73	

000102 2/32

Customer Name: MATAGORDA COUNTY
 Account Number: 100064844327
 Invoice Number: 052003761463
 Invoice Date: 01/14/2025

ESI ID Facility ID	Service Address	Start Service End Service	kWh Actual kW/KVA	Commercial TDU Charges	Commercial Taxes TDU Taxes	Total Charges	Flag
10032789402787492	FM 616 W STLG 250HPS BLESSING, TX 77419	11/27/2024 01/01/2025	832 -	\$32.25 \$129.19	\$0.00 \$0.00	\$161.44	
10032789478079271	AVENUE C UNIT PRKLITE BLESSING, TX 77419	11/27/2024 01/01/2025	351 1	\$13.60 \$20.39	\$0.00 \$0.00	\$33.99	
10032789436470608	139 FM 616 W STLG 250HPS BLESSING, TX 77419	11/25/2024 12/29/2024	104 -	\$4.03 \$17.92	\$0.00 \$0.00	\$21.95	
10032789402787491	560 FM 616 W UNIT PARK BLESSING, TX 77419	11/27/2024 01/01/2025	2,304 83	\$89.27 \$1,041.23	\$0.00 \$0.00	\$1,130.50	
10032789497890130	201 FM 616 W UNIT SEWLIFT BLESSING, TX 77419	11/27/2024 01/01/2025	969 8	\$37.56 \$46.37	\$0.00 \$0.00	\$83.93	
10032789496744773	935 STREETLIGHT STLG 400MV BLESSING, TX 77419	11/26/2024 12/30/2024	290 -	\$11.24 \$42.95	\$0.00 \$0.00	\$54.19	
10032789496744772	932 STREETLIGHT UNIT 175MV BLESSING, TX 77419	11/26/2024 12/30/2024	70 -	\$2.69 \$13.22	\$0.00 \$0.00	\$15.91	
10032789482241440	FM 459 UNIT P43 EL MATON, TX 77440	11/08/2024 12/10/2024	297 -	\$11.54 \$20.82	\$0.00 \$0.00	\$32.36	
10032789476839781	190 AVENUE F ODLT 400HPS MARKHAM, TX 77456	11/18/2024 12/18/2024	155 -	\$6.01 \$16.21	\$0.00 \$0.00	\$22.22	
10032789426253880	190 AVENUE F UNIT ANNEX MARKHAM, TX 77456	11/18/2024 12/17/2024	257 3	\$9.96 \$18.79	\$0.00 \$0.00	\$28.75	
10032789476839780	190 AVENUE F UNIT COMM CNT MARKHAM, TX 77456	11/18/2024 12/18/2024	936 20	\$36.30 \$275.00	\$0.00 \$0.00	\$311.30	
10032789487564611	190 AVENUE F UNIT FIRESTA MARKHAM, TX 77456	11/18/2024 12/18/2024	734 -	\$28.45 \$43.21	\$0.00 \$0.00	\$71.66	
10032789461015050	190 AVENUE F UNIT JP OFF MARKHAM, TX 77456	11/18/2024 12/18/2024	659 -	\$25.55 \$39.36	\$0.00 \$0.00	\$64.91	
10032789427413670	1203 COUNTY ROAD 243 UNIT FIRESTA MATAGORDA, TX 77457	11/14/2024 12/16/2024	374 5	\$14.50 \$24.76	\$0.00 \$0.00	\$39.26	
10032789403973976	18 COUNTY ROAD 252 MATAGORDA, TX 77457	11/15/2024 12/17/2024	306 3	\$11.87 \$21.29	\$0.00 \$0.00	\$33.16	
10032789427542180	414 FISHER MATAGORDA, TX 77457	11/15/2024 12/17/2024	87 -	\$3.38 \$10.08	\$0.00 \$0.00	\$13.46	
10032789494278861	OLD GULF RD UNIT STATION COLLECT STA MATAGORDA, TX 77457	11/13/2024 12/15/2024	16 -	\$0.61 \$6.43	\$0.00 \$0.00	\$7.04	
10032789495257641	115 LAUREL MATAGORDA, TX 77457	11/15/2024 12/17/2024	117 4	\$4.54 \$11.62	\$0.00 \$0.00	\$16.16	
10032789417127397	772 LAUREL SEASONAL METER MATAGORDA, TX 77457	11/15/2024 12/17/2024	64 6	\$2.47 \$8.90	\$0.00 \$0.00	\$11.37	
10032789414370120	487 MAGNOLIA ST UNIT COUNTY MATAGORDA, TX 77457	11/15/2024 12/17/2024	999 7	\$38.73 \$56.79	\$0.00 \$0.00	\$95.52	
10032789446568110	637 MARKET ST UNIT FIRESTA MATAGORDA, TX 77457	11/15/2024 12/17/2024	964 17	\$37.38 \$244.46	\$0.00 \$0.00	\$281.84	
10032789432664941	2 RIVER BEND ODLT 400HPS MATAGORDA, TX 77457	11/15/2024 12/17/2024	155 -	\$6.01 \$16.21	\$0.00 \$0.00	\$22.22	
10032789492176731	HIGHWAY 111 ODL MIDFIELD, TX 77458	11/01/2024 12/03/2024	104 -	\$4.01 \$12.93	\$0.00 \$0.00	\$16.94	
10032789459047060	110 JUNETTA AVE MIDFIELD, TX 77458	11/01/2024 12/03/2024	332 9	\$12.80 \$140.59	\$0.00 \$0.00	\$153.39	
10032789459047061	110 JUNETTA ODLT 150HPS AL MIDFIELD, TX 77458	11/01/2024 12/03/2024	57 -	\$2.20 \$9.63	\$0.00 \$0.00	\$11.83	

DST 00072061





Customer Name: MATAGORDA COUNTY
 Account Number: 100064844327
 Invoice Number: 052003761463
 Invoice Date: 01/14/2025

ESI ID Facility ID	Service Address	Start Service End Service	kWh Actual kW/kVA	Commercial TDU Charges	Commercial Taxes TDU Taxes	Total Charges	Flag
10032789461418841	RAWLS ODL MIDFIELD, TX 77458	11/01/2024 12/03/2024	104 -	\$4.01 \$12.22	\$0.00 \$0.00	\$16.23	
10032789433412700	RAWLS UNIT FIRESTA MIDFIELD, TX 77458	11/01/2024 12/03/2024	3,012 8	\$116.13 \$153.24	\$0.00 \$0.00	\$269.37	
10032789441468646	955 STREETLIGHT STLG 1000HPS MIDFIELD, TX 77458	11/25/2024 12/29/2024	367 -	\$14.22 \$30.73	\$0.00 \$0.00	\$44.95	
10032789440808411	405 COMMERCE ST PALACIOS, TX 77465-5468	11/19/2024 12/19/2024	1,781 8	\$69.82 \$137.76	\$0.00 \$0.00	\$207.58	
10032789474945242	25000 STATE HIGHWAY 35 S PALACIOS, TX 77465-1920	11/08/2024 12/10/2024	620 -	\$24.07 \$64.87	\$0.00 \$0.00	\$88.94	
10032789453394875	25000 STATE HIGHWAY 35 S UNIT OFFIC PALACIOS, TX 77465-1920	11/08/2024 12/09/2024	437 5	\$16.98 \$27.99	\$0.00 \$0.00	\$44.97	
10032789474945241	25000 STATE HIGHWAY 35 S UNIT P7 PALACIOS, TX 77465-1920	11/08/2024 12/10/2024	312 8	\$12.12 \$21.58	\$0.00 \$0.00	\$33.70	
1008901015815710800100	17817 WOOD PLEDGER, TX 77468-0000	11/15/2024 12/17/2024	413 13	\$16.02 \$137.16	\$0.00 \$0.00	\$153.18	

\$21,242.58

Flag Key
 F - Final Bill
 A - Adjusted Period
 E - Estimated

Debits **\$70.12**

Current Charges **\$21,312.70**

000102 3/32

Customer Name: MATAGORDA COUNTY
 Account Number: 100064844327
 Invoice Number: 052003761463
 Invoice Date: 01/14/2025

ESI ID Detail:

510

Service Address:
 Product:

1700 7TH ST BAY CITY, TX 77414-5080
 Fixed Price

ESI ID: 10032789496308881

Meter ID	Days	Read Type	Previous Read Date	Previous Meter Read	Current Read Date	Current Meter Read	Multiplier	Usage (kWh)	Actual kW/kVA	Billed kW/kVA
558026869	36	Actual	11/27/2024	✓ 58015	01/01/2025	58502	192.00	93504	173	173
TOTAL								93504	173	173

Electric Service Commercial

Service Period: 11/27/2024 to 01/01/2025 ✓

TXU Energy Fixed Price

Base Usage	93504 kWh @	\$ 0.0377995	\$3,534.40
Other Charges			\$4.54
Market Securitization (Debt) Financing			\$54.49
Other ERCOT Incremental AS Charges			\$23.38
PUC Assessment			\$6.05
Gross Receipts Reimb			\$73.70

Total Commercial Charges \$3,696.56

Electric Service Distribution

Service Period: 11/27/2024 to 01/01/2025

Base Charge			\$2.28
Meter Charge			\$19.72
Distribution System Charge	172.8 kW @	\$ 7.148	\$1,235.17
Transmission Cost Recov Factor	172.8 kW @	\$ 4.587271	\$792.68
Storm Recovery Charge	172.8 kW @	\$ 0.22518	\$38.91
Tax Refund Credit			\$10.23 CR
Storm Recovery Tax Credit	172.8 kW @	\$ 0.012576	\$2.17 CR
Regulatory Asset Recovery	172.8 kW @	\$ 0.052535	\$9.08
Rate Case Expense Surcharge	93,504 kWh @	\$ 0.0000633	\$5.92
Energy Efficiency	93,504 kWh @	\$ 0.000902	\$84.34
TEEEF	172.8 kW @	\$ 0.22171	\$38.31
PUC Assessment			\$3.57
Gross Receipts Reimb			\$43.54

Total Distribution Charges \$2,261.12

TOTAL CHARGES FOR ESI ID \$5,957.68 ✓

DST 00072061





Customer Name: MATAGORDA COUNTY
 Account Number: 100064844327
 Invoice Number: 052003761463
 Invoice Date: 01/14/2025

508

ESI ID Detail:

Service Address: 2200 7TH ST BAY CITY, TX 77414-5254
 Product: Fixed Price

ESI ID: 10032789456726070

Meter ID	Days	Read Type	Previous Read Date	Previous Meter Read	Current Read Date	Current Meter Read	Multiplier	Usage (kWh)	Actual kW/kVA	Billed kW/kVA
558785152	33	Actual	11/01/2024	✓ 89139	12/03/2024	89918	40.00	31160	104	103
TOTAL								31160	104	103

Electric Service Commercial

Service Period: 11/01/2024 to 12/03/2024 ✓
 TXU Energy Fixed Price

Base Usage	31160 kWh @	\$ 0.0377995	\$1,177.83
Other Charges			\$2.28
Market Securitization (Debt) Financing			\$16.03
Other ERCOT Incremental AS Charges			\$3.47
PUC Assessment			\$2.01
Gross Receipts Reimb			\$24.44

Total Commercial Charges \$1,226.06

Electric Service Distribution

Service Period: 11/01/2024 to 12/03/2024

Base Charge			\$2.28
Meter Charge			\$19.72
Distribution System Charge	103.4 kW @	\$ 7.148	\$739.10
Transmission Cost Recov Factor	103.4 kW @	\$ 4.587271	\$474.32
Transition Charge (TC3)	106.7 kW @	\$ 0.718808	\$76.70
Storm Recovery Charge	106.7 kW @	\$ 0.22518	\$24.03
Tax Refund Credit			\$6.19 CR
Storm Recovery Tax Credit	106.7 kW @	\$ 0.012576	\$1.34 CR
Regulatory Asset Recovery	103.4 kW @	\$ 0.052535	\$5.43
Rate Case Expense Surcharge	31,160 kWh @	\$ 0.0000633	\$1.97
Energy Efficiency	31,160 kWh @	\$ 0.000902	\$28.11
TEEEF	103.4 kW @	\$ 0.22171	\$22.92
PUC Assessment			\$2.11
Gross Receipts Reimb			\$25.74

Total Distribution Charges \$1,414.90

TOTAL CHARGES FOR ESI ID \$2,640.96

Customer Name: MATAGORDA COUNTY
 Account Number: 100064844327
 Invoice Number: 052003761463
 Invoice Date: 01/14/2025

5086

ESI ID Detail:

Service Address:
 Product:

2200 7TH ST UNIT FL BAY CITY, TX 77414-5254
 Fixed Price

ESI ID: 10032789456726072

Meter ID	Days	Read Type	Previous Read Date	Previous Meter Read	Current Read Date	Current Meter Read	Multiplier	Usage (kWh)	Actual kW/kVA	Billed kW/kVA
7007055046SD	33	Actual	11/01/2024	0	12/03/2024	155	1.00	155		
TOTAL								155	0	0

Electric Service Commercial

Service Period: 11/01/2024 to 12/03/2024 ✓

TXU Energy Fixed Price

Base Usage	155 kWh @	\$ 0.0377995	\$5.86
Other Charges			\$0.01
Market Securitization (Debt) Financing			\$0.08
Other ERCOT Incremental AS Charges			\$0.02
PUC Assessment			\$0.01
Gross Receipts Reimb			\$0.12

Total Commercial Charges \$6.10

Electric Service Distribution

Service Period: 11/01/2024 to 12/03/2024

Outdoor Lighting - Facilities			\$7.51
Distribution System Charge	155 kWh @	\$ 0.0264516	\$4.10
Transmission Cost Recov Factor	155 kWh @	\$ 0.0126452	\$1.96
Transition Charge (TC3)	155 kWh @	\$ 0.0091613	\$1.42
Storm Recovery Charge	155 kWh @	\$ 0.0074839	\$1.16
Tax Refund Credit			\$0.09 CR
Storm Recovery Tax Credit	155 kWh @	\$ 0.0004516	\$0.07 CR
Regulatory Asset Recovery	155 kWh @	\$ 0.0002581	\$0.04
Rate Case Expense Surcharge	155 kWh @	\$ 0.000129	\$0.02
TEEEF	155 kWh @	\$ 0.0009032	\$0.14
PUC Assessment			\$0.02
Gross Receipts Reimb			\$0.27

Total Distribution Charges \$16.48

TOTAL CHARGES FOR ESI ID \$22.58 ✓





Customer Name: MATAGORDA COUNTY
 Account Number: 100064844327
 Invoice Number: 052003761463
 Invoice Date: 01/14/2025

508

ESI ID Detail:

Service Address:
 Product:

2200 7TH ST UNIT FL BAY CITY, TX 77414-5254
 Fixed Price

ESI ID: 10032789456726071

Meter ID	Days	Read Type	Previous Read Date	Previous Meter Read	Current Read Date	Current Meter Read	Multiplier	Usage (kWh)	Actual kW/kVA	Billed kW/kVA
7007055012SD	33	Actual	11/01/2024	0	12/03/2024	208	1.00	208		
TOTAL								208	0	0

Electric Service Commercial

Service Period: 11/01/2024 to 12/03/2024 ✓

TXU Energy Fixed Price

Base Usage	208 kWh @	\$ 0.0377995	\$7.86
Other Charges			\$0.01
Market Securitization (Debt) Financing			\$0.10
Other ERCOT Incremental AS Charges			\$0.02
PUC Assessment			\$0.01
Gross Receipts Reimb			\$0.16

Total Commercial Charges \$8.16

Electric Service Distribution

Service Period: 11/01/2024 to 12/03/2024

Outdoor Lighting - Facilities			\$14.22
Distribution System Charge	208 kWh @	\$ 0.0264423	\$5.50
Transmission Cost Recov Factor	208 kWh @	\$ 0.0126923	\$2.64
Transition Charge (TC3)	208 kWh @	\$ 0.0091827	\$1.91
Storm Recovery Charge	208 kWh @	\$ 0.0075	\$1.56
Tax Refund Credit			\$0.16 CR
Storm Recovery Tax Credit	208 kWh @	\$ 0.0004327	\$0.09 CR
Regulatory Asset Recovery	208 kWh @	\$ 0.0002885	\$0.06
Rate Case Expense Surcharge	208 kWh @	\$ 0.0001442	\$0.03
TEEEF	208 kWh @	\$ 0.0008654	\$0.18
PUC Assessment			\$0.04
Gross Receipts Reimb			\$0.45

Total Distribution Charges \$26.34

TOTAL CHARGES FOR ESI ID \$34.50 ✓

Customer Name: MATAGORDA COUNTY
 Account Number: 100064844327
 Invoice Number: 052003761463
 Invoice Date: 01/14/2025

ESI ID Detail:

612

Service Address:
 Product:

NICHOLS AVE UNIT 400FLD2 BAY CITY, TX 77414
 Fixed Price

ESI ID: 10032789485513551

Meter ID	Days	Read Type	Previous Read Date	Previous Meter Read	Current Read Date	Current Meter Read	Multiplier	Usage (kWh)	Actual kW/kVA	Billed kW/kVA
7007116651SD	35	Actual	11/25/2024	0	12/29/2024	✓ 155	1.00	155		
TOTAL								155	0	0

Electric Service Commercial

Service Period: 11/25/2024 to 12/29/2024 ✓

TXU Energy Fixed Price

Base Usage	155 kWh @	\$ 0.0377995	\$5.86
Other Charges			\$0.01
Market Securitization (Debt) Financing			\$0.09
Other ERCOT Incremental AS Charges			\$0.04
PUC Assessment			\$0.01

Total Commercial Charges \$6.01

Electric Service Distribution

Service Period: 11/25/2024 to 12/29/2024

Outdoor Lighting - Facilities			\$7.51
Distribution System Charge	155 kWh @	\$ 0.0264516	\$4.10
Transmission Cost Recov Factor	155 kWh @	\$ 0.0126452	\$1.96
Transition Charge (TC3)	155 kWh @	\$ 0.0091613	\$1.42
Storm Recovery Charge	155 kWh @	\$ 0.0074839	\$1.16
Tax Refund Credit			\$0.09 CR
Storm Recovery Tax Credit	155 kWh @	\$ 0.0004516	\$0.07 CR
Regulatory Asset Recovery	155 kWh @	\$ 0.0002581	\$0.04
Rate Case Expense Surcharge	155 kWh @	\$ 0.000129	\$0.02
TEEEF	155 kWh @	\$ 0.0009032	\$0.14
PUC Assessment			\$0.02

Total Distribution Charges \$16.21

TOTAL CHARGES FOR ESI ID \$22.22 ✓

DST 00072061





Customer Name: MATAGORDA COUNTY
 Account Number: 100064844327
 Invoice Number: 052003761463
 Invoice Date: 01/14/2025

512

ESI ID Detail:

Service Address:

2323 AVENUE E BAY CITY, TX 77414-6001

ESI ID: 10032789405892401

Product:

Fixed Price

Meter ID	Days	Read Type	Previous Read Date	Previous Meter Read	Current Read Date	Current Meter Read	Multiplier	Usage (kWh)	Actual kW/kVA	Billed kW/kVA
7006958123SD	36	Actual	11/27/2024	0	01/01/2025	✓ 104	1.00	104		
TOTAL								104	0	0

Electric Service Commercial

Service Period: 11/27/2024 to 01/01/2025 ✓

TXU Energy Fixed Price

Base Usage	104 kWh @	\$ 0.0377995	\$3.93
Other Charges			\$0.01
Market Securitization (Debt) Financing			\$0.06
Other ERCOT Incremental AS Charges			\$0.02
PUC Assessment			\$0.01
Gross Receipts Reimb			\$0.08

Total Commercial Charges \$4.11

Electric Service Distribution

Service Period: 11/27/2024 to 01/01/2025

Outdoor Lighting - Facilities			\$7.11
Distribution System Charge	104 kWh @	\$ 0.0264423	\$2.75
Transmission Cost Recov Factor	104 kWh @	\$ 0.0126923	\$1.32
Storm Recovery Charge	104 kWh @	\$ 0.0075	\$0.78
Tax Refund Credit			\$0.08 CR
Storm Recovery Tax Credit	104 kWh @	\$ 0.0004808	\$0.05 CR
Regulatory Asset Recovery	104 kWh @	\$ 0.0002885	\$0.03
Rate Case Expense Surcharge	104 kWh @	\$ 0.0000962	\$0.01
TEEEF	104 kWh @	\$ 0.0008654	\$0.09
PUC Assessment			\$0.02
Gross Receipts Reimb			\$0.23

Total Distribution Charges \$12.21

TOTAL CHARGES FOR ESI ID \$16.32 ✓



Customer Name: MATAGORDA COUNTY
 Account Number: 100064844327
 Invoice Number: 052003761463
 Invoice Date: 01/14/2025

512

ESI ID Detail:

Service Address: 2323 AVENUE E BAY CITY, TX 77414-6001
 Product: Fixed Price

ESI ID: 10032789405892400

Meter ID	Days	Read Type	Previous Read Date	Previous Meter Read	Current Read Date	Current Meter Read	Multiplier	Usage (kWh)	Actual kW/kVA	Billed kW/kVA
558782187	36	Actual	11/27/2024	✓ 46338	01/01/2025	46678	192.00	65280	102	103
TOTAL								65280	102	103

Electric Service Commercial

Service Period: 11/27/2024 to 01/01/2025 ✓
 TXU Energy Fixed Price

Base Usage	65280 kWh @	\$ 0.0377995	\$2,467.55
Other Charges			\$3.17
Market Securitization (Debt) Financing			\$38.05
Other ERCOT Incremental AS Charges			\$16.32
PUC Assessment			\$4.22
Gross Receipts Reimb			\$51.45

Total Commercial Charges \$2,580.76

Electric Service Distribution

Service Period: 11/27/2024 to 01/01/2025

Base Charge			\$2.28
Meter Charge			\$19.72
Distribution System Charge	102.5 kW @	\$ 7.148	\$732.67
Transmission Cost Recov Factor	102.5 kW @	\$ 4.587271	\$470.20
Storm Recovery Charge	102.5 kW @	\$ 0.22518	\$23.08
Tax Refund Credit			\$6.14 CR
Storm Recovery Tax Credit	102.5 kW @	\$ 0.012576	\$1.29 CR
Regulatory Asset Recovery	102.5 kW @	\$ 0.052535	\$5.38
Rate Case Expense Surcharge	65,280 kWh @	\$ 0.0000633	\$4.13
Energy Efficiency	65,280 kWh @	\$ 0.000902	\$58.88
TEEEF	102.5 kW @	\$ 0.22171	\$22.73
PUC Assessment			\$2.15
Gross Receipts Reimb			\$26.20

Total Distribution Charges \$1,359.99

TOTAL CHARGES FOR ESI ID \$3,940.75 ✓





Customer Name: MATAGORDA COUNTY
 Account Number: 100064844327
 Invoice Number: 052003761463
 Invoice Date: 01/14/2025

560

ESI ID Detail:

Service Address: 2308 AVENUE F BAY CITY, TX 77414-6045
 Product: Fixed Price

ESI ID: 10032789485567631

Meter ID	Days	Read Type	Previous Read Date	Previous Meter Read	Current Read Date	Current Meter Read	Multiplier	Usage (kWh)	Actual kW/kVA	Billed kW/kVA
558782938	36	Actual	11/27/2024	✓ 23247	01/01/2025	23408	80.00	12880	26	26
TOTAL								12880	26	26

Electric Service Commercial

Service Period: 11/27/2024 to 01/01/2025 ✓

TXU Energy Fixed Price

Base Usage	12880 kWh @	\$ 0.0377995	\$486.86
Other Charges			\$0.67
Market Securitization (Debt) Financing			\$7.51
Other ERCOT Incremental AS Charges			\$3.26
PUC Assessment			\$0.83
Gross Receipts Reimb			\$10.15

Total Commercial Charges \$509.28

Electric Service Distribution

Service Period: 11/27/2024 to 01/01/2025

Base Charge			\$2.28
Meter Charge			\$19.72
Distribution System Charge	25.6 kW @	\$ 7.148	\$182.99
Transmission Cost Recov Factor	25.6 kW @	\$ 4.587271	\$117.43
Storm Recovery Charge	30.3 kW @	\$ 0.22518	\$6.82
Tax Refund Credit			\$1.67 CR
Storm Recovery Tax Credit	30.3 kW @	\$ 0.012576	\$0.38 CR
Regulatory Asset Recovery	25.6 kW @	\$ 0.052535	\$1.34
Rate Case Expense Surcharge	12,880 kWh @	\$ 0.0000633	\$0.82
Energy Efficiency	12,880 kWh @	\$ 0.000902	\$11.62
TEEEF	25.6 kW @	\$ 0.22171	\$5.68
PUC Assessment			\$0.56
Gross Receipts Reimb			\$6.81

Total Distribution Charges \$354.02

TOTAL CHARGES FOR ESI ID \$863.30 ✓

Customer Name: MATAGORDA COUNTY
 Account Number: 100064844327
 Invoice Number: 052003761463
 Invoice Date: 01/14/2025

509
CTOB

ESI ID Detail:

Service Address:
Product:

2021 AVENUE G BLDG 1 BAY CITY, TX 77414-5003
Fixed Price

ESI ID: 10032789499291957

Meter ID	Days	Read Type	Previous Read Date	Previous Meter Read	Current Read Date	Current Meter Read	Multiplier	Usage (kWh)	Actual kW/kVA	Billed kW/kVA
558782912	36	Actual	11/27/2024	✓ 127987	01/01/2025	128712	40.00	29000	52	52
TOTAL								29000	52	52

Electric Service Commercial

Service Period: 11/27/2024 to 01/01/2025 ✓

TXU Energy Fixed Price

Base Usage	29000 kWh @	\$ 0.0377995	\$1,096.19
Other Charges			\$1.41
Market Securitization (Debt) Financing			\$16.90
Other ERCOT Incremental AS Charges			\$7.25
PUC Assessment			\$1.88
Gross Receipts Reimb			\$22.86

Total Commercial Charges \$1,146.49

Electric Service Distribution

Service Period: 11/27/2024 to 01/01/2025

Base Charge			\$2.28
Meter Charge			\$19.72
Distribution System Charge	52.4 kW @	\$ 7.148	\$374.56
Transmission Cost Recov Factor	52.4 kW @	\$ 4.587271	\$240.37
Storm Recovery Charge	88.4 kW @	\$ 0.22518	\$19.91
Tax Refund Credit			\$3.23 CR
Storm Recovery Tax Credit	88.4 kW @	\$ 0.012576	\$1.11 CR
Regulatory Asset Recovery	52.4 kW @	\$ 0.052535	\$2.75
Rate Case Expense Surcharge	29,000 kWh @	\$ 0.0000633	\$1.84
Energy Efficiency	29,000 kWh @	\$ 0.000902	\$26.16
TEEEF	52.4 kW @	\$ 0.22171	\$11.62
PUC Assessment			\$1.11
Gross Receipts Reimb			\$13.52

Total Distribution Charges \$709.50

TOTAL CHARGES FOR ESI ID \$1,855.99 ✓



DST 00072061





Customer Name: MATAGORDA COUNTY
 Account Number: 100064844327
 Invoice Number: 052003761463
 Invoice Date: 01/14/2025

ESI ID Detail:

Service Address:
 Product:

4511 FM 2668 UNIT 1 BAY CITY, TX 77414-3991
 Fixed Price

ESI ID: 10032789419218250

Meter ID	Days	Read Type	Previous Read Date	Previous Meter Read	Current Read Date	Current Meter Read	Multiplier	Usage (kWh)	Actual kW/kVA	Billed kW/kVA
592403229	31	Actual	11/05/2024	✓ 1636	12/05/2024	1676	160.00	6400	35	35
TOTAL								6400	35	35

Electric Service Commercial

Service Period: 11/05/2024 to 12/05/2024 ✓

TXU Energy Fixed Price

Base Usage	6400 kWh @	\$ 0.0377995	\$241.92
Other Charges			\$0.50
Market Securitization (Debt) Financing			\$3.73
Other ERCOT Incremental AS Charges			\$2.10
PUC Assessment			\$0.42

Total Commercial Charges

\$248.67

Electric Service Distribution

Service Period: 11/05/2024 to 12/05/2024

Base Charge			\$2.28
Meter Charge			\$19.72
Distribution System Charge	34.6 kW @	\$ 7.148	\$247.32
Transmission Cost Recov Factor	34.6 kW @	\$ 4.587271	\$158.72
Transition Charge (TC3)	6,400 kWh @	\$ 0.00916	\$58.62
Storm Recovery Charge	77.4 kW @	\$ 0.22518	\$17.43
Tax Refund Credit			\$2.19 CR
Storm Recovery Tax Credit	77.4 kW @	\$ 0.012576	\$0.97 CR
Regulatory Asset Recovery	34.6 kW @	\$ 0.052535	\$1.82
Rate Case Expense Surcharge	6,400 kWh @	\$ 0.0000633	\$0.41
Energy Efficiency	6,400 kWh @	\$ 0.000902	\$5.77
TEEEF	34.6 kW @	\$ 0.22171	\$7.67
PUC Assessment			\$0.72

Total Distribution Charges

\$517.32

TOTAL CHARGES FOR ESI ID

\$765.99 ✓

Customer Name: MATAGORDA COUNTY
 Account Number: 100064844327
 Invoice Number: 052003761463
 Invoice Date: 01/14/2025

6661

ESI ID Detail:

Service Address:

4511 FM 2668 UNIT 2 BAY CITY, TX 77414-3991

ESI ID: 10032789474465420

Product:

Fixed Price

Meter ID	Days	Read Type	Previous Read Date	Previous Meter Read	Current Read Date	Current Meter Read	Multiplier	Usage (kWh)	Actual kW/kVA	Billed kW/kVA
592402234	31	Actual	11/05/2024	395	12/05/2024	425	100.00	3000	24	24
TOTAL								3000	24	24

Electric Service Commercial

Service Period: 11/05/2024 to 12/05/2024 ✓

TXU Energy Fixed Price

Base Usage	3000 kWh @	\$ 0.0377995	\$113.40
Other Charges			\$0.24
Market Securitization (Debt) Financing			\$1.75
Other ERCOT Incremental AS Charges			\$0.99
PUC Assessment			\$0.19

Total Commercial Charges \$116.57

Electric Service Distribution

Service Period: 11/05/2024 to 12/05/2024

Base Charge			\$2.28
Meter Charge			\$19.72
Distribution System Charge	24.1 kW @	\$ 7.148	\$172.27
Transmission Cost Recov Factor	24.1 kW @	\$ 4.587271	\$110.55
Transition Charge (TC3)	3,000 kWh @	\$ 0.00916	\$27.48
Storm Recovery Charge	36.6 kW @	\$ 0.22518	\$8.24
Tax Refund Credit			\$1.58 CR
Storm Recovery Tax Credit	36.6 kW @	\$ 0.012576	\$0.46 CR
Regulatory Asset Recovery	24.1 kW @	\$ 0.052535	\$1.27
Rate Case Expense Surcharge	3,000 kWh @	\$ 0.0000633	\$0.19
Energy Efficiency	3,000 kWh @	\$ 0.000902	\$2.71
TEEEF	24.1 kW @	\$ 0.22171	\$5.34
PUC Assessment			\$0.51

Total Distribution Charges \$348.52

TOTAL CHARGES FOR ESI ID \$465.09 ✓

DST 00072061





Customer Name: MATAGORDA COUNTY
 Account Number: 100064844327
 Invoice Number: 052003761463
 Invoice Date: 01/14/2025

ESI ID Detail:

Wd

Service Address:
 Product:

4511 FM 2668 UNIT 3 BAY CITY, TX 77414-3991
 Fixed Price

ESI ID: 10032789406762840

Meter ID	Days	Read Type	Previous Read Date	Previous Meter Read	Current Read Date	Current Meter Read	Multiplier	Usage (kWh)	Actual kW/kVA	Billed kW/kVA
171155561	31	Actual	11/05/2024	✓ 16300	12/05/2024	16440	1.00	140	2	2
TOTAL								140	2	2

Electric Service Commercial

Service Period: 11/05/2024 to 12/05/2024 ✓

TXU Energy Fixed Price

Base Usage	140 kWh @	\$ 0.0377995	\$5.29
Other Charges			\$0.01
Market Securitization (Debt) Financing			\$0.08
Other ERCOT Incremental AS Charges			\$0.05
PUC Assessment			\$0.01

Total Commercial Charges \$5.44

Electric Service Distribution

Service Period: 11/05/2024 to 12/05/2024

Base Charge			\$2.28
Meter Charge			\$19.72
Distribution System Charge	2.2 kW @	\$ 7.148	\$15.73
Transmission Cost Recov Factor	2.2 kW @	\$ 4.587271	\$10.09
Transition Charge (TC3)	22.5 kW @	\$ 0.718808	\$16.17
Storm Recovery Charge	22.5 kW @	\$ 0.22518	\$5.07
Tax Refund Credit			\$0.31 CR
Storm Recovery Tax Credit	22.5 kW @	\$ 0.012576	\$0.28 CR
Regulatory Asset Recovery	2.2 kW @	\$ 0.052535	\$0.12
Rate Case Expense Surcharge	140 kWh @	\$ 0.0000633	\$0.01
Energy Efficiency	140 kWh @	\$ 0.000902	\$0.13
TEEEF	2.2 kW @	\$ 0.22171	\$0.49
PUC Assessment			\$0.08

Total Distribution Charges \$69.30

TOTAL CHARGES FOR ESI ID \$74.74 ✓

000102 9/32

000102 9/32

Customer Name: MATAGORDA COUNTY
 Account Number: 100064844327
 Invoice Number: 052003761463
 Invoice Date: 01/14/2025

ESI ID Detail:

(Handwritten mark)

Service Address:

4511 FM 2668 UNIT 4 BAY CITY, TX 77414-3991

ESI ID: 10032789499566851

Product:

Fixed Price

Meter ID	Days	Read Type	Previous Read Date	Previous Meter Read	Current Read Date	Current Meter Read	Multiplier	Usage (kWh)	Actual kW/kVA	Billed kW/kVA
119431781	31	Actual	11/05/2024	✓ 23616	12/05/2024	23625	1.00	9	0	0
TOTAL								9	0	0

Electric Service Commercial

Service Period: 11/05/2024 to 12/05/2024 ✓

TXU Energy Fixed Price

Base Usage

9 kWh @ \$ 0.0377995

\$0.34

Market Securitization (Debt) Financing

\$0.01

Total Commercial Charges \$0.35

Electric Service Distribution

Service Period: 11/05/2024 to 12/05/2024

Base Charge

\$2.28

Meter Charge

\$19.72

Transition Charge (TC3)

9 kWh @ \$ 0.00916

\$0.08

Storm Recovery Charge

11.8 kW @ \$ 0.22518

\$2.66

Tax Refund Credit

\$0.18 CR

Storm Recovery Tax Credit

11.8 kW @ \$ 0.012576

\$0.15 CR

Energy Efficiency

9 kWh @ \$ 0.000902

\$0.01

PUC Assessment

\$0.04

Total Distribution Charges \$24.46

TOTAL CHARGES FOR ESI ID \$24.81 ✓





Customer Name: MATAGORDA COUNTY
 Account Number: 100064844327
 Invoice Number: 052003761463
 Invoice Date: 01/14/2025

ESI ID Detail:

Edel

Service Address:
 Product:

4511 FM 2668 UNIT 5 BAY CITY, TX 77414-3991
 Fixed Price

ESI ID: 10032789444026850

Meter ID	Days	Read Type	Previous Read Date	Previous Meter Read	Current Read Date	Current Meter Read	Multiplier	Usage (kWh)	Actual kW/kVA	Billed kW/kVA
151900075	31	Actual	11/05/2024	✓ 27688	12/05/2024	28103	1.00	415	20	20
TOTAL								415	20	20

Electric Service Commercial

Service Period: 11/05/2024 to 12/05/2024 ✓

TXU Energy Fixed Price

Base Usage	415 kWh @	\$ 0.0377995	\$15.69
Other Charges			\$0.03
Market Securitization (Debt) Financing			\$0.24
Other ERCOT Incremental AS Charges			\$0.14
PUC Assessment			\$0.03

Total Commercial Charges \$16.13

Electric Service Distribution

Service Period: 11/05/2024 to 12/05/2024

Base Charge			\$2.28
Meter Charge			\$19.72
Distribution System Charge	19.9 kW @	\$ 7.148	\$142.25
Transmission Cost Recov Factor	19.9 kW @	\$ 4.587271	\$91.29
Transition Charge (TC3)	19.9 kW @	\$ 0.718808	\$14.30
Storm Recovery Charge	19.9 kW @	\$ 0.22518	\$4.48
Tax Refund Credit			\$1.34 CR
Storm Recovery Tax Credit	19.9 kW @	\$ 0.012576	\$0.25 CR
Regulatory Asset Recovery	19.9 kW @	\$ 0.052535	\$1.05
Rate Case Expense Surcharge	415 kWh @	\$ 0.0000633	\$0.03
Energy Efficiency	415 kWh @	\$ 0.000902	\$0.37
TEEEF	19.9 kW @	\$ 0.22171	\$4.41
PUC Assessment			\$0.43

Total Distribution Charges \$279.02

TOTAL CHARGES FOR ESI ID \$295.15 ✓

Customer Name: MATAGORDA COUNTY
 Account Number: 100064844327
 Invoice Number: 052003761463
 Invoice Date: 01/14/2025

ESI ID Detail:

Wd

Service Address: 4511 FM 2668 UNIT 6 BAY CITY, TX 77414-3991
 Product: Fixed Price

ESI ID: 10032789407891290

Meter ID	Days	Read Type	Previous Read Date	Previous Meter Read	Current Read Date	Current Meter Read	Multiplier	Usage (kWh)	Actual kW/kVA	Billed kW/kVA
200574765	31	Actual	11/05/2024	✓ 67225	12/05/2024	67716	1.00	491	11	11
TOTAL								491	11	11

Electric Service Commercial

Service Period: 11/05/2024 to 12/05/2024 ✓

TXU Energy Fixed Price

Base Usage	491 kWh @	\$ 0.0377995	\$18.56
Other Charges			\$0.04
Market Securitization (Debt) Financing			\$0.29
Other ERCOT Incremental AS Charges			\$0.16
PUC Assessment			\$0.03

Total Commercial Charges \$19.08

Electric Service Distribution

Service Period: 11/05/2024 to 12/05/2024

Base Charge			\$2.28
Meter Charge			\$19.72
Distribution System Charge	10.8 kW @	\$ 7.148	\$77.20
Transmission Cost Recov Factor	10.8 kW @	\$ 4.587271	\$49.54
Transition Charge (TC3)	491 kWh @	\$ 0.00916	\$4.50
Storm Recovery Charge	26.4 kW @	\$ 0.22518	\$5.94
Tax Refund Credit			\$0.81 CR
Storm Recovery Tax Credit	26.4 kW @	\$ 0.012576	\$0.33 CR
Regulatory Asset Recovery	10.8 kW @	\$ 0.052535	\$0.57
Rate Case Expense Surcharge	491 kWh @	\$ 0.0000633	\$0.03
Energy Efficiency	491 kWh @	\$ 0.000902	\$0.44
TEEEF	10.8 kW @	\$ 0.22171	\$2.39
PUC Assessment			\$0.25

Total Distribution Charges \$161.72

TOTAL CHARGES FOR ESI ID \$180.80

DST 00072061





Customer Name: MATAGORDA COUNTY
 Account Number: 100064844327
 Invoice Number: 052003761463
 Invoice Date: 01/14/2025

ESI ID Detail:

Wd

Service Address:
 Product:

4511 FM 2668 UNIT 7 BAY CITY, TX 77414-3991
 Fixed Price

ESI ID: 10032789420166760

Meter ID	Days	Read Type	Previous Read Date	Previous Meter Read	Current Read Date	Current Meter Read	Multiplier	Usage (kWh)	Actual kW/kVA	Billed kW/kVA
200229223	31	Actual	11/05/2024	✓ 169	12/05/2024	182	1.00	13	0	0
TOTAL								13	0	0

Electric Service Commercial

Service Period: 11/05/2024 to 12/05/2024 ✓

TXU Energy Fixed Price

Base Usage 13 kWh @ \$ 0.0377995 \$0.49
 Market Securitization (Debt) Financing \$0.01

Total Commercial Charges \$0.50

Electric Service Distribution

Service Period: 11/05/2024 to 12/05/2024

Base Charge \$1.45
 Meter Charge \$4.21
 Distribution System Charge 13 kWh @ \$ 0.026454 \$0.34
 Transmission Cost Recov Factor 13 kWh @ \$ 0.012673 \$0.16
 Transition Charge (TC3) 13 kWh @ \$ 0.00916 \$0.12
 Storm Recovery Charge 13 kWh @ \$ 0.001259 \$0.02
 Tax Refund Credit \$0.05 CR
 Energy Efficiency 13 kWh @ \$ 0.000681 \$0.01
 TEEEF 13 kWh @ \$ 0.00088 \$0.01
 PUC Assessment \$0.01

Total Distribution Charges \$6.28

TOTAL CHARGES FOR ESI ID \$6.78 ✓

Customer Name: MATAGORDA COUNTY
 Account Number: 100064844327
 Invoice Number: 052003761463
 Invoice Date: 01/14/2025

Udel

ESI ID Detail:

Service Address:
 Product:

4511 FM 2668 UNIT 8 BAY CITY, TX 77414-3991
 Fixed Price

ESI ID: 10032789419036321

Meter ID	Days	Read Type	Previous Read Date	Previous Meter Read	Current Read Date	Current Meter Read	Multiplier	Usage (kWh)	Actual kW/kVA	Billed kW/kVA
125243718	31	Actual	11/05/2024	✓ 14508	12/05/2024	14508	1.00	0		
TOTAL								0	0	0

Electric Service Commercial

Service Period: 11/05/2024 to 12/05/2024 ✓
 TXU Energy Fixed Price
 No Usage

\$0.00

Total Commercial Charges \$0.00

Electric Service Distribution

Service Period: 11/05/2024 to 12/05/2024
 Base Charge
 Meter Charge
 Tax Refund Credit
 PUC Assessment

\$1.45
 \$4.21
 \$0.05 CR
 \$0.01

Total Distribution Charges \$5.62

TOTAL CHARGES FOR ESI ID \$5.62 ✓





Customer Name: MATAGORDA COUNTY
 Account Number: 100064844327
 Invoice Number: 052003761463
 Invoice Date: 01/14/2025

ESI ID Detail:

Service Address:
 Product:

4511 FM 2668 UNIT 9 BAY CITY, TX 77414-3991
 Fixed Price

ESI ID: 10032789443561762

Meter ID	Days	Read Type	Previous Read Date	Previous Meter Read	Current Read Date	Current Meter Read	Multiplier	Usage (kWh)	Actual kW/kVA	Billed kW/kVA
590613354	31	Actual	11/05/2024	✓ 1060	12/05/2024	1066	40.00	240	1	1
TOTAL								240	1	1

Electric Service Commercial

Service Period: 11/05/2024 to 12/05/2024 ✓

TXU Energy Fixed Price

Base Usage

240 kWh @ \$ 0.0377995 \$9.07

Other Charges

\$0.02

Market Securitization (Debt) Financing

\$0.14

Other ERCOT Incremental AS Charges

\$0.08

PUC Assessment

\$0.02

Total Commercial Charges

\$9.33

Electric Service Distribution

Service Period: 11/05/2024 to 12/05/2024

Base Charge

\$2.28

Meter Charge

\$19.72

Distribution System Charge

1.3 kW @ \$ 7.148 \$9.29

Transmission Cost Recov Factor

1.3 kW @ \$ 4.587271 \$5.96

Transition Charge (TC3)

240 kWh @ \$ 0.00916 \$2.20

Storm Recovery Charge

13.3 kW @ \$ 0.22518 \$2.99

Tax Refund Credit

\$0.25 CR

Storm Recovery Tax Credit

13.3 kW @ \$ 0.012576 \$0.17 CR

Regulatory Asset Recovery

1.3 kW @ \$ 0.052535 \$0.07

Rate Case Expense Surcharge

240 kWh @ \$ 0.0000633 \$0.02

Energy Efficiency

240 kWh @ \$ 0.000902 \$0.22

TEEEF

1.3 kW @ \$ 0.22171 \$0.29

PUC Assessment

\$0.06

Total Distribution Charges

\$42.68

TOTAL CHARGES FOR ESI ID

\$52.01 ✓

Customer Name: MATAGORDA COUNTY
 Account Number: 100064844327
 Invoice Number: 052003761463
 Invoice Date: 01/14/2025

Wd

ESI ID Detail:

Service Address:
 Product:

HAMMAN RD ODLT 400HPS AL BAY CITY, TX 77414
 Fixed Price

ESI ID: 10032789443561763

Meter ID	Days	Read Type	Previous Read Date	Previous Meter Read	Current Read Date	Current Meter Read	Multiplier	Usage (kWh)	Actual kW/kVA	Billed kW/kVA
7005516394SD	33	Actual	11/06/2024	0	12/08/2024	310	1.00	310		
TOTAL								310	0	0

Electric Service Commercial

Service Period: 11/06/2024 to 12/08/2024 ✓

TXU Energy Fixed Price

Base Usage	310 kWh @	\$ 0.0377995	\$11.72
Other Charges			\$0.02
Market Securitization (Debt) Financing			\$0.18
Other ERCOT Incremental AS Charges			\$0.10
PUC Assessment			\$0.02
Gross Receipts Reimb			\$0.24

Total Commercial Charges	\$12.28
---------------------------------	----------------

Electric Service Distribution

Service Period: 11/06/2024 to 12/08/2024

Outdoor Lighting - Facilities			\$15.02
Distribution System Charge	310 kWh @	\$ 0.0264516	\$8.20
Transmission Cost Recov Factor	310 kWh @	\$ 0.0126774	\$3.93
Transition Charge (TC3)	310 kWh @	\$ 0.0091613	\$2.84
Storm Recovery Charge	310 kWh @	\$ 0.0074839	\$2.32
Tax Refund Credit			\$0.19 CR
Storm Recovery Tax Credit	310 kWh @	\$ 0.0004194	\$0.13 CR
Regulatory Asset Recovery	310 kWh @	\$ 0.0002581	\$0.08
Rate Case Expense Surcharge	310 kWh @	\$ 0.000129	\$0.04
TEEEF	310 kWh @	\$ 0.000871	\$0.27
PUC Assessment			\$0.05
Gross Receipts Reimb			\$0.55

Total Distribution Charges	\$32.98
-----------------------------------	----------------

TOTAL CHARGES FOR ESI ID	\$45.26 ✓
---------------------------------	------------------

DST 00072061





Customer Name: MATAGORDA COUNTY
 Account Number: 100064844327
 Invoice Number: 052003761463
 Invoice Date: 01/14/2025

ESI ID Detail:

Service Address:
 Product:

STATE HIGHWAY 60 STLG 250HPSA BAY CITY, TX 77414
 Fixed Price

ESI ID: 10032789423558520

Meter ID	Days	Read Type	Previous Read Date	Previous Meter Read	Current Read Date	Current Meter Read	Multiplier	Usage (kWh)	Actual kW/kVA	Billed kW/kVA
7006982603SD	33	Actual	11/20/2024	0	12/22/2024	✓ 104	1.00	104		
TOTAL								104	0	0

Electric Service Commercial

Service Period: 11/20/2024 to 12/22/2024 ✓

TXU Energy Fixed Price

Base Usage	104 kWh @	\$ 0.0377995	\$3.93
Other Charges			\$0.01
Market Securitization (Debt) Financing			\$0.06
Other ERCOT Incremental AS Charges			\$0.03
PUC Assessment			\$0.01

Total Commercial Charges \$4.04

Electric Service Distribution

Service Period: 11/20/2024 to 12/22/2024

Base Charge			\$1.45
Street Lighting - Facilities			\$11.12
Distribution System Charge	104 kWh @	\$ 0.0264423	\$2.75
Transmission Cost Recov Factor	104 kWh @	\$ 0.0126923	\$1.32
Transition Charge (TC3)	104 kWh @	\$ 0.0049038	\$0.51
Storm Recovery Charge	104 kWh @	\$ 0.0075	\$0.78
Tax Refund Credit			\$0.12 CR
Storm Recovery Tax Credit	104 kWh @	\$ 0.0004808	\$0.05 CR
Regulatory Asset Recovery	104 kWh @	\$ 0.0002885	\$0.03
Rate Case Expense Surcharge	104 kWh @	\$ 0.0000962	\$0.01
TEEEF	104 kWh @	\$ 0.0008654	\$0.09
PUC Assessment			\$0.03

Total Distribution Charges \$17.92

TOTAL CHARGES FOR ESI ID \$21.96 ✓

000102 13/02

000102 13/02

Customer Name: MATAGORDA COUNTY
 Account Number: 100064844327
 Invoice Number: 052003761463
 Invoice Date: 01/14/2025

612

ESI ID Detail:

Service Address: 2604 NICHOLS AVE BAY CITY, TX 77414-6958
 Product: Fixed Price

ESI ID: 10032789459112270

Meter ID	Days	Read Type	Previous Read Date	Previous Meter Read	Current Read Date	Current Meter Read	Multiplier	Usage (kWh)	Actual kW/kVA	Billed kW/kVA
122240792	31	Actual	11/05/2024	✓ 246898	12/05/2024	248358	1.00	1460	10	0
TOTAL								1460	10	0

Electric Service Commercial

Service Period: 11/05/2024 to 12/05/2024 ✓

TXU Energy Fixed Price

Base Usage	1460 kWh @	\$ 0.0377995	\$55.19
Other Charges			\$0.12
Market Securitization (Debt) Financing			\$0.85
Other ERCOT Incremental AS Charges			\$0.48
PUC Assessment			\$0.09
Gross Receipts Reimb			\$1.15

Total Commercial Charges \$57.88

Electric Service Distribution

Service Period: 11/05/2024 to 12/05/2024

Base Charge			\$1.45
Meter Charge			\$4.21
Distribution System Charge	1,460 kWh @	\$ 0.026454	\$38.62
Transmission Cost Recov Factor	1,460 kWh @	\$ 0.012673	\$18.50
Transition Charge (TC3)	1,460 kWh @	\$ 0.00916	\$13.37
Storm Recovery Charge	1,460 kWh @	\$ 0.001259	\$1.84
Tax Refund Credit			\$0.36 CR
Storm Recovery Tax Credit	1,460 kWh @	\$ 0.000063	\$0.09 CR
Regulatory Asset Recovery	1,460 kWh @	\$ 0.000171	\$0.25
Rate Case Expense Surcharge	1,460 kWh @	\$ 0.000142	\$0.21
Energy Efficiency	1,460 kWh @	\$ 0.000681	\$0.99
TEEEF	1,460 kWh @	\$ 0.00088	\$1.28
PUC Assessment			\$0.11
Gross Receipts Reimb			\$1.30

Total Distribution Charges \$81.68

TOTAL CHARGES FOR ESI ID \$139.56 ✓





Customer Name: MATAGORDA COUNTY
 Account Number: 100064844327
 Invoice Number: 052003761463
 Invoice Date: 01/14/2025

662

SW

ESI ID Detail:

Service Address:
Product:

3588 1/2 NICHOLS AVE BAY CITY, TX 77414-7383
 Fixed Price

ESI ID: 10032789479928771

Meter ID	Days	Read Type	Previous Read Date	Previous Meter Read	Current Read Date	Current Meter Read	Multiplier	Usage (kWh)	Actual kW/kVA	Billed kW/kVA
7005770635SD	31	Actual	11/05/2024	0	12/05/2024	57	1.00	57		
TOTAL								57	0	0

Electric Service Commercial

Service Period: 11/05/2024 to 12/05/2024 ✓

TXU Energy Fixed Price

Base Usage	57 kWh @	\$ 0.0377995	\$2.16
Market Securitization (Debt) Financing			\$0.03
Other ERCOT Incremental AS Charges			\$0.02
Gross Receipts Reimb			\$0.05

Total Commercial Charges \$2.26

Electric Service Distribution

Service Period: 11/05/2024 to 12/05/2024

Outdoor Lighting - Facilities			\$6.44
Distribution System Charge	57 kWh @	\$ 0.0264912	\$1.51
Transmission Cost Recov Factor	57 kWh @	\$ 0.0126316	\$0.72
Transition Charge (TC3)	57 kWh @	\$ 0.0091228	\$0.52
Storm Recovery Charge	57 kWh @	\$ 0.0075439	\$0.43
Tax Refund Credit			\$0.06 CR
Storm Recovery Tax Credit	57 kWh @	\$ 0.0003509	\$0.02 CR
Regulatory Asset Recovery	57 kWh @	\$ 0.0003509	\$0.02
Rate Case Expense Surcharge	57 kWh @	\$ 0.0001754	\$0.01
TEEEF	57 kWh @	\$ 0.0008772	\$0.05
PUC Assessment			\$0.01
Gross Receipts Reimb			\$0.18

Total Distribution Charges \$9.81

TOTAL CHARGES FOR ESI ID \$12.07 ✓

Customer Name: MATAGORDA COUNTY
 Account Number: 100064844327
 Invoice Number: 052003761463
 Invoice Date: 01/14/2025

612

ESI ID Detail:

Service Address:
 Product:

NICHOLS AVE UNIT 250HPSA BAY CITY, TX 77414
 Fixed Price

ESI ID: 10032789485513550

Meter ID	Days	Read Type	Previous Read Date	Previous Meter Read	Current Read Date	Current Meter Read	Multiplier	Usage (kWh)	Actual kW/kVA	Billed kW/kVA
7007116623SD	33	Actual	11/07/2024	0	12/09/2024	✓ 520	1.00	520		
TOTAL								520	0	0

Electric Service Commercial

Service Period: 11/07/2024 to 12/09/2024 ✓

TXU Energy Fixed Price

Base Usage	520 kWh @	\$ 0.0377995	\$19.66
Other Charges			\$0.04
Market Securitization (Debt) Financing			\$0.30
Other ERCOT Incremental AS Charges			\$0.16
PUC Assessment			\$0.03
Gross Receipts Reimb			\$0.41

Total Commercial Charges \$20.60

Electric Service Distribution

Service Period: 11/07/2024 to 12/09/2024

Base Charge			\$1.45
Street Lighting - Facilities			\$55.60
Distribution System Charge	520 kWh @	\$ 0.0264615	\$13.76
Transmission Cost Recov Factor	520 kWh @	\$ 0.0126731	\$6.59
Transition Charge (TC3)	520 kWh @	\$ 0.0049038	\$2.55
Storm Recovery Charge	520 kWh @	\$ 0.0074808	\$3.89
Tax Refund Credit			\$0.58 CR
Storm Recovery Tax Credit	520 kWh @	\$ 0.0004423	\$0.23 CR
Regulatory Asset Recovery	520 kWh @	\$ 0.0002692	\$0.14
Rate Case Expense Surcharge	520 kWh @	\$ 0.0001346	\$0.07
TEEEF	520 kWh @	\$ 0.0008846	\$0.46
PUC Assessment			\$0.13
Gross Receipts Reimb			\$1.56

Total Distribution Charges \$85.39

TOTAL CHARGES FOR ESI ID \$105.99 ✓





Account Number: 100064844327
 Invoice Number: 052003761463
 Invoice Date: 01/14/2025

62

ESI ID Detail:

Service Address:
Product:

NICHOLS AVE UNIT 400FLD1 BAY CITY, TX 77414
 Fixed Price

ESI ID: 10032789485513552

Meter ID	Days	Read Type	Previous Read Date	Previous Meter Read	Current Read Date	Current Meter Read	Multiplier	Usage (kWh)	Actual kW/kVA	Billed kW/kVA
7007116680SD	35	Actual	11/25/2024	0	12/29/2024	✓ 310	1.00	310		
TOTAL								310	0	0

Electric Service Commercial

Service Period: 11/25/2024 to 12/29/2024 ✓

TXU Energy Fixed Price

Base Usage	310 kWh @	\$ 0.0377995	\$11.72
Other Charges			\$0.02
Market Securitization (Debt) Financing			\$0.18
Other ERCOT Incremental AS Charges			\$0.08
PUC Assessment			\$0.02
Gross Receipts Reimb			\$0.24

Total Commercial Charges \$12.26

Electric Service Distribution

Service Period: 11/25/2024 to 12/29/2024

Outdoor Lighting - Facilities			\$15.02
Distribution System Charge	310 kWh @	\$ 0.0264516	\$8.20
Transmission Cost Recov Factor	310 kWh @	\$ 0.0126774	\$3.93
Transition Charge (TC3)	310 kWh @	\$ 0.0091613	\$2.84
Storm Recovery Charge	310 kWh @	\$ 0.0074839	\$2.32
Tax Refund Credit			\$0.19 CR
Storm Recovery Tax Credit	310 kWh @	\$ 0.0004194	\$0.13 CR
Regulatory Asset Recovery	310 kWh @	\$ 0.0002581	\$0.08
Rate Case Expense Surcharge	310 kWh @	\$ 0.000129	\$0.04
TEEEF	310 kWh @	\$ 0.000871	\$0.27
PUC Assessment			\$0.05
Gross Receipts Reimb			\$0.55

Total Distribution Charges \$32.98

TOTAL CHARGES FOR ESI ID \$45.24 ✓

Account Number: 100064844327
 Invoice Number: 052003761463
 Invoice Date: 01/14/2025

661

ESI ID Detail:

Service Address:
 Product:

NICHOLS RD UNIT 250HPSA BAY CITY, TX 77414
 Fixed Price

ESI ID: 10032789480469090

Meter ID	Days	Read Type	Previous Read Date	Previous Meter Read	Current Read Date	Current Meter Read	Multiplier	Usage (kWh)	Actual kW/kVA	Billed kW/kVA
7007112012SD	33	Actual	11/07/2024	0	12/09/2024	208	1.00	208		
TOTAL								208	0	0

Electric Service Commercial

Service Period: 11/07/2024 to 12/09/2024
 TXU Energy Fixed Price

Base Usage	208 kWh @	\$ 0.0377995	\$7.86
Other Charges			\$0.01
Market Securitization (Debt) Financing			\$0.12
Other ERCOT Incremental AS Charges			\$0.06
PUC Assessment			\$0.01
Gross Receipts Reimb			\$0.16

Total Commercial Charges \$8.22

Electric Service Distribution

Service Period: 11/07/2024 to 12/09/2024

Base Charge			\$1.45
Street Lighting - Facilities			\$22.24
Distribution System Charge	208 kWh @	\$ 0.0264423	\$5.50
Transmission Cost Recov Factor	208 kWh @	\$ 0.0126923	\$2.64
Transition Charge (TC3)	208 kWh @	\$ 0.0049038	\$1.02
Storm Recovery Charge	208 kWh @	\$ 0.0075	\$1.56
Tax Refund Credit			\$0.24 CR
Storm Recovery Tax Credit	208 kWh @	\$ 0.0004327	\$0.09 CR
Regulatory Asset Recovery	208 kWh @	\$ 0.0002885	\$0.06
Rate Case Expense Surcharge	208 kWh @	\$ 0.0001442	\$0.03
TEEEF	208 kWh @	\$ 0.0008654	\$0.18
PUC Assessment			\$0.05
Gross Receipts Reimb			\$0.64

Total Distribution Charges \$35.04

TOTAL CHARGES FOR ESI ID \$43.26

DST 00072061



615

ESI ID Detail:

Service Address:

FM 616 W BLESSING, TX 77419

ESI ID: 10032789461693261

Product:

Fixed Price

Meter ID	Days	Read Type	Previous Read Date	Previous Meter Read	Current Read Date	Current Meter Read	Multiplier	Usage (kWh)	Actual kW/kVA	Billed kW/kVA
7007074015SD	36	Actual	11/27/2024	0	01/01/2025	39	1.00	39		
TOTAL								39	0	0

Electric Service Commercial

Service Period: 11/27/2024 to 01/01/2025 ✓

TXU Energy Fixed Price

Base Usage

39 kWh @ \$ 0.0377995 \$1.47

Market Securitization (Debt) Financing

\$0.02

Other ERCOT Incremental AS Charges

\$0.01

Total Commercial Charges \$1.50

Electric Service Distribution

Service Period: 11/27/2024 to 01/01/2025

Outdoor Lighting - Facilities

\$6.44

Distribution System Charge

39 kWh @ \$ 0.0264103 \$1.03

Transmission Cost Recov Factor

39 kWh @ \$ 0.0125641 \$0.49

Storm Recovery Charge

39 kWh @ \$ 0.0074359 \$0.29

Tax Refund Credit

\$0.06 CR

Storm Recovery Tax Credit

39 kWh @ \$ 0.0005128 \$0.02 CR

Regulatory Asset Recovery

39 kWh @ \$ 0.0002564 \$0.01

Rate Case Expense Surcharge

39 kWh @ \$ 0.0002564 \$0.01

TEEEF

39 kWh @ \$ 0.0007692 \$0.03

PUC Assessment

\$0.01

Total Distribution Charges \$8.23

TOTAL CHARGES FOR ESI ID \$9.73 ✓

ESI ID Detail:

615

Service Address:

FM 616 W STLG 250HPS BLESSING, TX 77419

ESI ID: 10032789402787492

Product:

Fixed Price

Meter ID	Days	Read Type	Previous Read Date	Previous Meter Read	Current Read Date	Current Meter Read	Multiplier	Usage (kWh)	Actual kW/kVA	Billed kW/kVA
7006972189SD	36	Actual	11/27/2024	0	01/01/2025	832	1.00	832		
TOTAL								832	0	0

Electric Service Commercial

Service Period: 11/27/2024 to 01/01/2025 ✓

TXU Energy Fixed Price

Base Usage	832 kWh @	\$ 0.0377995	\$31.45
Other Charges			\$0.05
Market Securitization (Debt) Financing			\$0.49
Other ERCOT Incremental AS Charges			\$0.21
PUC Assessment			\$0.05

Total Commercial Charges \$32.25

Electric Service Distribution

Service Period: 11/27/2024 to 01/01/2025

Base Charge			\$1.45
Street Lighting - Facilities			\$88.96
Distribution System Charge	832 kWh @	\$ 0.0264543	\$22.01
Transmission Cost Recov Factor	832 kWh @	\$ 0.0126683	\$10.54
Storm Recovery Charge	832 kWh @	\$ 0.007488	\$6.23
Tax Refund Credit			\$0.91 CR
Storm Recovery Tax Credit	832 kWh @	\$ 0.0004327	\$0.36 CR
Regulatory Asset Recovery	832 kWh @	\$ 0.0002644	\$0.22
Rate Case Expense Surcharge	832 kWh @	\$ 0.0001442	\$0.12
TEEEF	832 kWh @	\$ 0.0008774	\$0.73
PUC Assessment			\$0.20

Total Distribution Charges \$129.19

TOTAL CHARGES FOR ESI ID \$161.44 ✓

DST 00072061



Account Number: 100004044327
 Invoice Number: 052003761463
 Invoice Date: 01/14/2025

615

ESI ID Detail:

Service Address: AVENUE C UNIT PRKLITE BLESSING, TX 77419
Product: Fixed Price

ESI ID: 10032789478079271

Meter ID	Days	Read Type	Previous Read Date	Previous Meter Read	Current Read Date	Current Meter Read	Multiplier	Usage (kWh)	Actual kW/kVA	Billed kW/kVA
144074530	36	Actual	11/27/2024	✓ 22574	01/01/2025	22925	1.00	351	1	0
TOTAL								351	1	0

Electric Service Commercial

Service Period: 11/27/2024 to 01/01/2025 ✓

TXU Energy Fixed Price

Base Usage	351 kWh @	\$ 0.0377995	\$13.27
Other Charges			\$0.02
Market Securitization (Debt) Financing			\$0.21
Other ERCOT Incremental AS Charges			\$0.08
PUC Assessment			\$0.02

Total Commercial Charges \$13.60

Electric Service Distribution

Service Period: 11/27/2024 to 01/01/2025

Base Charge			\$1.45
Meter Charge			\$4.21
Distribution System Charge	351 kWh @	\$ 0.026454	\$9.29
Transmission Cost Recov Factor	351 kWh @	\$ 0.012673	\$4.45
Storm Recovery Charge	351 kWh @	\$ 0.001259	\$0.44
Tax Refund Credit			\$0.12 CR
Storm Recovery Tax Credit	351 kWh @	\$ 0.000063	\$0.02 CR
Regulatory Asset Recovery	351 kWh @	\$ 0.000171	\$0.06
Rate Case Expense Surcharge	351 kWh @	\$ 0.000142	\$0.05
Energy Efficiency	351 kWh @	\$ 0.000681	\$0.24
TEEEF	351 kWh @	\$ 0.00088	\$0.31
PUC Assessment			\$0.03

Total Distribution Charges \$20.39

TOTAL CHARGES FOR ESI ID \$33.99 ✓



000102 17/22

Account Number: 100064844327
 Invoice Number: 052003761463
 Invoice Date: 01/14/2025

65

ESI ID Detail:

Service Address:
 Product:

139 FM 616 W STLG 250HPS BLESSING, TX 77419
 Fixed Price

ESI ID: 10032789436470608

Meter ID	Days	Read Type	Previous Read Date	Previous Meter Read	Current Read Date	Current Meter Read	Multiplier	Usage (kWh)	Actual kW/kVA	Billed kW/kVA
7005470886SD	35	Actual	11/25/2024	0	12/29/2024	104	1.00	104		
TOTAL								104	0	0

Electric Service Commercial

Service Period: 11/25/2024 to 12/29/2024 ✓

TXU Energy Fixed Price

Base Usage	104 kWh @	\$ 0.0377995	\$3.93
Other Charges			\$0.01
Market Securitization (Debt) Financing			\$0.06
Other ERCOT Incremental AS Charges			\$0.02
PUC Assessment			\$0.01

Total Commercial Charges \$4.03

Electric Service Distribution

Service Period: 11/25/2024 to 12/29/2024

Base Charge			\$1.45
Street Lighting - Facilities			\$11.12
Distribution System Charge	104 kWh @	\$ 0.0264423	\$2.75
Transmission Cost Recov Factor	104 kWh @	\$ 0.0126923	\$1.32
Transition Charge (TC3)	104 kWh @	\$ 0.0049038	\$0.51
Storm Recovery Charge	104 kWh @	\$ 0.0075	\$0.78
Tax Refund Credit			\$0.12 CR
Storm Recovery Tax Credit	104 kWh @	\$ 0.0004808	\$0.05 CR
Regulatory Asset Recovery	104 kWh @	\$ 0.0002885	\$0.03
Rate Case Expense Surcharge	104 kWh @	\$ 0.0000962	\$0.01
TEEEF	104 kWh @	\$ 0.0008654	\$0.09
PUC Assessment			\$0.03

Total Distribution Charges \$17.92

TOTAL CHARGES FOR ESI ID \$21.95 ✓





Customer Name: MATAGORDA COUNTY
 Account Number: 100064844327
 Invoice Number: 052003761463
 Invoice Date: 01/14/2025

ESI ID Detail:

Service Address:
 Product:

645

560 FM 616 W UNIT PARK BLESSING, TX 77419
 Fixed Price

ESI ID: 10032789402787491

Meter ID	Days	Read Type	Previous Read Date	Previous Meter Read	Current Read Date	Current Meter Read	Multiplier	Usage (kWh)	Actual kW/kVA	Billed kW/kVA
558783656	36	Actual	11/27/2024	✓ 1358	01/01/2025	1370	192.00	2304	83	82
TOTAL								2304	83	82

Electric Service Commercial

Service Period: 11/27/2024 to 01/01/2025 ✓

TXU Energy Fixed Price

Base Usage	2304 kWh @	\$ 0.0377995	\$87.09
Other Charges			\$0.11
Market Securitization (Debt) Financing			\$1.34
Other ERCOT Incremental AS Charges			\$0.58
PUC Assessment			\$0.15

Total Commercial Charges \$89.27

Electric Service Distribution

Service Period: 11/27/2024 to 01/01/2025

Base Charge			\$2.28
Meter Charge			\$19.72
Distribution System Charge	81.8 kW @	\$ 7.148	\$584.71
Transmission Cost Recov Factor	81.8 kW @	\$ 4.587271	\$375.24
Storm Recovery Charge	178.3 kW @	\$ 0.22518	\$40.15
Tax Refund Credit			\$4.94 CR
Storm Recovery Tax Credit	178.3 kW @	\$ 0.012576	\$2.24 CR
Regulatory Asset Recovery	81.8 kW @	\$ 0.052535	\$4.30
Rate Case Expense Surcharge	2,304 kWh @	\$ 0.0000633	\$0.15
Energy Efficiency	2,304 kWh @	\$ 0.000902	\$2.08
TEEEF	81.8 kW @	\$ 0.22171	\$18.14
PUC Assessment			\$1.64

Total Distribution Charges \$1,041.23

TOTAL CHARGES FOR ESI ID \$1,130.50 ✓

Customer Name: MATAGORDA COUNTY
 Account Number: 100064844327
 Invoice Number: 052003761463
 Invoice Date: 01/14/2025

615

ESI ID Detail:

Service Address:
 Product:

201 FM 616 W UNIT SEWLIFT BLESSING, TX 77419
 Fixed Price

ESI ID: 10032789497890130

Meter ID	Days	Read Type	Previous Read Date	Previous Meter Read	Current Read Date	Current Meter Read	Multiplier	Usage (kWh)	Actual kW/kVA	Billed kW/kVA
119426810	36	Actual	11/27/2024	✓ 69419	01/01/2025	70388	1.00	969	8	0
TOTAL								969	8	0

Electric Service Commercial

Service Period: 11/27/2024 to 01/01/2025 ✓
 TXU Energy Fixed Price

Base Usage	969 kWh @	\$ 0.0377995	\$36.63
Other Charges			\$0.05
Market Securitization (Debt) Financing			\$0.57
Other ERCOT Incremental AS Charges			\$0.25
PUC Assessment			\$0.06

Total Commercial Charges \$37.56

Electric Service Distribution

Service Period: 11/27/2024 to 01/01/2025

Base Charge			\$1.45
Meter Charge			\$4.21
Distribution System Charge	969 kWh @	\$ 0.026454	\$25.63
Transmission Cost Recov Factor	969 kWh @	\$ 0.012673	\$12.28
Storm Recovery Charge	969 kWh @	\$ 0.001259	\$1.22
Tax Refund Credit			\$0.25 CR
Storm Recovery Tax Credit	969 kWh @	\$ 0.000063	\$0.06 CR
Regulatory Asset Recovery	969 kWh @	\$ 0.000171	\$0.17
Rate Case Expense Surcharge	969 kWh @	\$ 0.000142	\$0.14
Energy Efficiency	969 kWh @	\$ 0.000681	\$0.66
TEEEF	969 kWh @	\$ 0.00088	\$0.85
PUC Assessment			\$0.07

Total Distribution Charges \$46.37

TOTAL CHARGES FOR ESI ID \$83.93 ✓

DST 00072061





Customer Name: MATAGORDA COUNTY
 Account Number: 100064844327
 Invoice Number: 052003761463
 Invoice Date: 01/14/2025

615

ESI ID Detail:

Service Address:

935 STREETLIGHT STLG 400MV BLESSING, TX 77419

ESI ID: 10032789496744773

Product:

Fixed Price

Meter ID	Days	Read Type	Previous Read Date	Previous Meter Read	Current Read Date	Current Meter Read	Multiplier	Usage (kWh)	Actual kW/kVA	Billed kW/kVA
7005911722MV	35	Actual	11/26/2024	0	12/30/2024	290	1.00	290		
TOTAL								290	0	0

Electric Service Commercial

Service Period: 11/26/2024 to 12/30/2024 ✓

TXU Energy Fixed Price

Base Usage	290 kWh @	\$ 0.0377995	\$10.96
Other Charges			\$0.02
Market Securitization (Debt) Financing			\$0.17
Other ERCOT Incremental AS Charges			\$0.07
PUC Assessment			\$0.02

Total Commercial Charges \$11.24

Electric Service Distribution

Service Period: 11/26/2024 to 12/30/2024

Base Charge			\$1.45
Street Lighting - Facilities			\$27.96
Distribution System Charge	290 kWh @	\$ 0.0264483	\$7.67
Transmission Cost Recov Factor	290 kWh @	\$ 0.0126897	\$3.68
Storm Recovery Charge	290 kWh @	\$ 0.0074828	\$2.17
Tax Refund Credit			\$0.30 CR
Storm Recovery Tax Credit	290 kWh @	\$ 0.0004483	\$0.13 CR
Regulatory Asset Recovery	290 kWh @	\$ 0.0002759	\$0.08
Rate Case Expense Surcharge	290 kWh @	\$ 0.0001379	\$0.04
TEEEF	290 kWh @	\$ 0.0008966	\$0.26
PUC Assessment			\$0.07

Total Distribution Charges \$42.95

TOTAL CHARGES FOR ESI ID \$54.19 ✓



Customer Name: MATAGORDA COUNTY
 Account Number: 100064844327
 Invoice Number: 052003761463
 Invoice Date: 01/14/2025

ESI ID Detail:

615

Service Address:
 Product:

932 STREETLIGHT UNIT 175MV BLESSING, TX 77419
 Fixed Price

ESI ID: 10032789496744772

Meter ID	Days	Read Type	Previous Read Date	Previous Meter Read	Current Read Date	Current Meter Read	Multiplier	Usage (kWh)	Actual kW/kVA	Billed kW/kVA
7007144530MV	35	Actual	11/26/2024	0	12/30/2024	✓ 70	1.00	70		
TOTAL								70	0	0

Electric Service Commercial

Service Period: 11/26/2024 to 12/30/2024 ✓

TXU Energy Fixed Price

Base Usage	70 kWh @	\$ 0.0377995	\$2.64
Market Securitization (Debt) Financing			\$0.04
Other ERCOT Incremental AS Charges			\$0.01

Total Commercial Charges	\$2.69
---------------------------------	---------------

Electric Service Distribution

Service Period: 11/26/2024 to 12/30/2024

Base Charge		\$1.45
Street Lighting - Facilities		\$8.53
Distribution System Charge	70 kWh @	\$ 0.0264286 \$1.85
Transmission Cost Recov Factor	70 kWh @	\$ 0.0127143 \$0.89
Storm Recovery Charge	70 kWh @	\$ 0.0074286 \$0.52
Tax Refund Credit		\$0.10 CR
Storm Recovery Tax Credit	70 kWh @	\$ 0.0004286 \$0.03 CR
Regulatory Asset Recovery	70 kWh @	\$ 0.0002857 \$0.02
Rate Case Expense Surcharge	70 kWh @	\$ 0.0001429 \$0.01
TEEEF	70 kWh @	\$ 0.0008571 \$0.06
PUC Assessment		\$0.02

Total Distribution Charges	\$13.22
-----------------------------------	----------------

TOTAL CHARGES FOR ESI ID	\$15.91 ✓
---------------------------------	------------------

DST 00072061



Customer Name: MATAGORDA COUNTY
 Account Number: 100064844327
 Invoice Number: 052003761463
 Invoice Date: 01/14/2025

595

ESI ID Detail:

Service Address: FM 459 UNIT P43 EL MATON, TX 77440
Product: Fixed Price

ESI ID: 10032789482241440

Meter ID	Days	Read Type	Previous Read Date	Previous Meter Read	Current Read Date	Current Meter Read	Multiplier	Usage (kWh)	Actual kW/kVA	Billed kW/kVA
169715859	33	Actual	11/08/2024	7393	12/10/2024	7690	1.00	297		
TOTAL								297	0	0

Electric Service Commercial

Service Period: 11/08/2024 to 12/10/2024 ✓

TXU Energy Fixed Price

Base Usage	297 kWh @	\$ 0.0377995	\$11.23
Other Charges			\$0.02
Market Securitization (Debt) Financing			\$0.18
Other ERCOT Incremental AS Charges			\$0.09
PUC Assessment			\$0.02

Total Commercial Charges \$11.54

Electric Service Distribution

Service Period: 11/08/2024 to 12/10/2024

Base Charge			\$1.45
Meter Charge			\$4.21
Distribution System Charge	297 kWh @	\$ 0.026454	\$7.86
Transmission Cost Recov Factor	297 kWh @	\$ 0.012673	\$3.76
Transition Charge (TC3)	297 kWh @	\$ 0.00916	\$2.72
Storm Recovery Charge	297 kWh @	\$ 0.001259	\$0.37
Tax Refund Credit			\$0.11 CR
Storm Recovery Tax Credit	297 kWh @	\$ 0.000063	\$0.02 CR
Regulatory Asset Recovery	297 kWh @	\$ 0.000171	\$0.05
Rate Case Expense Surcharge	297 kWh @	\$ 0.000142	\$0.04
Energy Efficiency	297 kWh @	\$ 0.000681	\$0.20
TEEEF	297 kWh @	\$ 0.00088	\$0.26
PUC Assessment			\$0.03

Total Distribution Charges \$20.82

TOTAL CHARGES FOR ESI ID \$32.36 ✓

Customer Name: MATAGORDA COUNTY
 Account Number: 100064844327
 Invoice Number: 052003761463
 Invoice Date: 01/14/2025

615

ESI ID Detail:

Service Address: 190 AVENUE F ODLT 400HPS MARKHAM, TX 77456
 Product: Fixed Price

ESI ID: 10032789476839781

Meter ID	Days	Read Type	Previous Read Date	Previous Meter Read	Current Read Date	Current Meter Read	Multiplier	Usage (kWh)	Actual kW/kVA	Billed kW/kVA
7007105031OT	31	Actual	11/18/2024	0	12/18/2024	✓ 155	1.00	155		
TOTAL								155	0	0

Electric Service Commercial

Service Period: 11/18/2024 to 12/18/2024 ✓
 TXU Energy Fixed Price

Base Usage	155 kWh @	\$ 0.0377995	\$5.86
Other Charges			\$0.01
Market Securitization (Debt) Financing			\$0.09
Other ERCOT Incremental AS Charges			\$0.04
PUC Assessment			\$0.01

Total Commercial Charges \$6.01

Electric Service Distribution

Service Period: 11/18/2024 to 12/18/2024

Outdoor Lighting - Facilities			\$7.51
Distribution System Charge	155 kWh @	\$ 0.0264516	\$4.10
Transmission Cost Recov Factor	155 kWh @	\$ 0.0126452	\$1.96
Transition Charge (TC3)	155 kWh @	\$ 0.0091613	\$1.42
Storm Recovery Charge	155 kWh @	\$ 0.0074839	\$1.16
Tax Refund Credit			\$0.09 CR
Storm Recovery Tax Credit	155 kWh @	\$ 0.0004516	\$0.07 CR
Regulatory Asset Recovery	155 kWh @	\$ 0.0002581	\$0.04
Rate Case Expense Surcharge	155 kWh @	\$ 0.000129	\$0.02
TEEEF	155 kWh @	\$ 0.0009032	\$0.14
PUC Assessment			\$0.02

Total Distribution Charges \$16.21

TOTAL CHARGES FOR ESI ID \$22.22 ✓

10027000 1 5 0 7





Customer Name: MATAGORDA COUNTY
 Account Number: 100064844327
 Invoice Number: 052003761463
 Invoice Date: 01/14/2025

65

ESI ID Detail:

Service Address: 190 AVENUE F UNIT ANNEX MARKHAM, TX 77456
Product: Fixed Price

ESI ID: 10032789426253880

Meter ID	Days	Read Type	Previous Read Date	Previous Meter Read	Current Read Date	Current Meter Read	Multiplier	Usage (kWh)	Actual kW/kVA	Billed kW/kVA
157911497	30	Actual	11/18/2024	✓ 14701	12/17/2024	14958	1.00	257	3	0
TOTAL								257	3	0

Electric Service Commercial

Service Period: 11/18/2024 to 12/17/2024 ✓

TXU Energy Fixed Price

Base Usage	257 kWh @	\$ 0.0377995	\$9.71
Other Charges			\$0.02
Market Securitization (Debt) Financing			\$0.14
Other ERCOT Incremental AS Charges			\$0.07
PUC Assessment			\$0.02

Total Commercial Charges \$9.96

Electric Service Distribution

Service Period: 11/18/2024 to 12/17/2024

Base Charge			\$1.45
Meter Charge			\$4.21
Distribution System Charge	257 kWh @	\$ 0.026454	\$6.80
Transmission Cost Recov Factor	257 kWh @	\$ 0.012673	\$3.26
Transition Charge (TC3)	257 kWh @	\$ 0.00916	\$2.35
Storm Recovery Charge	257 kWh @	\$ 0.001259	\$0.32
Tax Refund Credit			\$0.10 CR
Storm Recovery Tax Credit	257 kWh @	\$ 0.000063	\$0.02 CR
Regulatory Asset Recovery	257 kWh @	\$ 0.000171	\$0.04
Rate Case Expense Surcharge	257 kWh @	\$ 0.000142	\$0.04
Energy Efficiency	257 kWh @	\$ 0.000681	\$0.18
TEEEF	257 kWh @	\$ 0.00088	\$0.23
PUC Assessment			\$0.03

Total Distribution Charges \$18.79

TOTAL CHARGES FOR ESI ID \$28.75 ✓

000102 21/32

Customer Name: MATAGORDA COUNTY
 Account Number: 100064844327
 Invoice Number: 052003761463
 Invoice Date: 01/14/2025

625

ESI ID Detail:

Service Address:
 Product:

190 AVENUE F UNIT COMMNT MARKHAM, TX 77456
 Fixed Price

ESI ID: 10032789476839780

Meter ID	Days	Read Type	Previous Read Date	Previous Meter Read	Current Read Date	Current Meter Read	Multiplier	Usage (kWh)	Actual kW/kVA	Billed kW/kVA
200043930	31	Actual	11/18/2024	✓ 25163	12/18/2024	26099	1.00	936	20	20
TOTAL								936	20	20

Electric Service Commercial

Service Period: 11/18/2024 to 12/18/2024 ✓

TXU Energy Fixed Price

Base Usage	936 kWh @	\$ 0.0377995	\$35.38
Other Charges			\$0.05
Market Securitization (Debt) Financing			\$0.55
Other ERCOT Incremental AS Charges			\$0.26
PUC Assessment			\$0.06

Total Commercial Charges \$36.30

Electric Service Distribution

Service Period: 11/18/2024 to 12/18/2024

Base Charge			\$2.28
Meter Charge			\$19.72
Distribution System Charge	20 kW @	\$ 7.148	\$142.96
Transmission Cost Recov Factor	20 kW @	\$ 4.587271	\$91.75
Transition Charge (TC3)	936 kWh @	\$ 0.00916	\$8.57
Storm Recovery Charge	20 kW @	\$ 0.22518	\$4.50
Tax Refund Credit			\$1.34 CR
Storm Recovery Tax Credit	20 kW @	\$ 0.012576	\$0.25 CR
Regulatory Asset Recovery	20 kW @	\$ 0.052535	\$1.05
Rate Case Expense Surcharge	936 kWh @	\$ 0.0000633	\$0.06
Energy Efficiency	936 kWh @	\$ 0.000902	\$0.84
TEEEF	20 kW @	\$ 0.22171	\$4.43
PUC Assessment			\$0.43

Total Distribution Charges \$275.00

TOTAL CHARGES FOR ESI ID \$311.30 ✓





Customer Name: MATAGORDA COUNTY
 Account Number: 100064844327
 Invoice Number: 052003761463
 Invoice Date: 01/14/2025

615

ESI ID Detail:

Service Address:
 Product:

190 AVENUE F UNIT FIRESTA MARKHAM, TX 77456
 Fixed Price

ESI ID: 10032789487564611

Meter ID	Days	Read Type	Previous Read Date	Previous Meter Read	Current Read Date	Current Meter Read	Multiplier	Usage (kWh)	Actual kW/kVA	Billed kW/kVA
200305070	31	Actual	11/18/2024	✓ 18324	12/18/2024	19058	1.00	734		
TOTAL								734	0	0

Electric Service Commercial

Service Period: 11/18/2024 to 12/18/2024 ✓

TXU Energy Fixed Price

Base Usage	734 kWh @	\$ 0.0377995	\$27.74
Other Charges			\$0.04
Market Securitization (Debt) Financing			\$0.42
Other ERCOT Incremental AS Charges			\$0.20
PUC Assessment			\$0.05

Total Commercial Charges \$28.45

Electric Service Distribution

Service Period: 11/18/2024 to 12/18/2024

Base Charge			\$1.45
Meter Charge			\$4.21
Distribution System Charge	734 kWh @	\$ 0.026454	\$19.42
Transmission Cost Recov Factor	734 kWh @	\$ 0.012673	\$9.30
Transition Charge (TC3)	734 kWh @	\$ 0.00916	\$6.72
Storm Recovery Charge	734 kWh @	\$ 0.001259	\$0.92
Tax Refund Credit			\$0.20 CR
Storm Recovery Tax Credit	734 kWh @	\$ 0.000063	\$0.05 CR
Regulatory Asset Recovery	734 kWh @	\$ 0.000171	\$0.13
Rate Case Expense Surcharge	734 kWh @	\$ 0.000142	\$0.10
Energy Efficiency	734 kWh @	\$ 0.000681	\$0.50
TEEEF	734 kWh @	\$ 0.00088	\$0.65
PUC Assessment			\$0.06

Total Distribution Charges \$43.21

TOTAL CHARGES FOR ESI ID \$71.66 ✓

Customer Name: MATAGORDA COUNTY
 Account Number: 100064844327
 Invoice Number: 052003761463
 Invoice Date: 01/14/2025

H64

ESI ID Detail:

Service Address:
 Product:

190 AVENUE F UNIT JP OFF MARKHAM, TX 77456
 Fixed Price

ESI ID: 10032789461015050

Meter ID	Days	Read Type	Previous Read Date	Previous Meter Read	Current Read Date	Current Meter Read	Multiplier	Usage (kWh)	Actual kW/kVA	Billed kW/kVA
163788084	31	Actual	11/18/2024	✓ 47552	12/18/2024	48211	1.00	659		
TOTAL								659	0	0

Electric Service Commercial

Service Period: 11/18/2024 to 12/18/2024 ✓

TXU Energy Fixed Price

Base Usage	659 kWh @	\$ 0.0377995	\$24.91
Other Charges			\$0.04
Market Securitization (Debt) Financing			\$0.38
Other ERCOT Incremental AS Charges			\$0.18
PUC Assessment			\$0.04

Total Commercial Charges \$25.55

Electric Service Distribution

Service Period: 11/18/2024 to 12/18/2024

Base Charge			\$1.45
Meter Charge			\$4.21
Distribution System Charge	659 kWh @	\$ 0.026454	\$17.43
Transmission Cost Recov Factor	659 kWh @	\$ 0.012673	\$8.35
Transition Charge (TC3)	659 kWh @	\$ 0.00916	\$6.04
Storm Recovery Charge	659 kWh @	\$ 0.001259	\$0.83
Tax Refund Credit			\$0.19 CR
Storm Recovery Tax Credit	659 kWh @	\$ 0.000063	\$0.04 CR
Regulatory Asset Recovery	659 kWh @	\$ 0.000171	\$0.11
Rate Case Expense Surcharge	659 kWh @	\$ 0.000142	\$0.09
Energy Efficiency	659 kWh @	\$ 0.000681	\$0.45
TEEEF	659 kWh @	\$ 0.00088	\$0.58
PUC Assessment			\$0.05

Total Distribution Charges \$39.36

TOTAL CHARGES FOR ESI ID \$64.91 ✓



Account Number: 100064844327
 Invoice Number: 052003761463
 Invoice Date: 01/14/2025

ESI ID Detail:

663

Service Address:

1203 COUNTY ROAD 243 UNIT FIRESTA MATAGORDA, TX 77457
 Fixed Price

ESI ID: 10032789427413670

Product:

Meter ID	Days	Read Type	Previous Read Date	Previous Meter Read	Current Read Date	Current Meter Read	Multiplier	Usage (kWh)	Actual kW/kVA	Billed kW/kVA
122279171	33	Actual	11/14/2024	✓ 57655	12/16/2024	58029	1.00	374	5	0
TOTAL								374	5	0

Electric Service Commercial

Service Period: 11/14/2024 to 12/16/2024 ✓

TXU Energy Fixed Price

Base Usage	374 kWh @	\$ 0.0377995	\$14.14
Other Charges			\$0.02
Market Securitization (Debt) Financing			\$0.22
Other ERCOT Incremental AS Charges			\$0.10
PUC Assessment			\$0.02

Total Commercial Charges **\$14.50**

Electric Service Distribution

Service Period: 11/14/2024 to 12/16/2024

Base Charge			\$1.45
Meter Charge			\$4.21
Distribution System Charge	374 kWh @	\$ 0.026454	\$9.89
Transmission Cost Recov Factor	374 kWh @	\$ 0.012673	\$4.74
Transition Charge (TC3)	374 kWh @	\$ 0.00916	\$3.43
Storm Recovery Charge	374 kWh @	\$ 0.001259	\$0.47
Tax Refund Credit			\$0.13 CR
Storm Recovery Tax Credit	374 kWh @	\$ 0.000063	\$0.02 CR
Regulatory Asset Recovery	374 kWh @	\$ 0.000171	\$0.06
Rate Case Expense Surcharge	374 kWh @	\$ 0.000142	\$0.05
Energy Efficiency	374 kWh @	\$ 0.000681	\$0.25
TEEEF	374 kWh @	\$ 0.00088	\$0.33
PUC Assessment			\$0.03

Total Distribution Charges **\$24.76**

TOTAL CHARGES FOR ESI ID **\$39.26** ✓



Customer Name: MATAGORDA COUNTY
 Account Number: 100064844327
 Invoice Number: 052003761463
 Invoice Date: 01/14/2025

H62

ESI ID Detail:

Service Address:
Product:

18 COUNTY ROAD 252 MATAGORDA, TX 77457
 Fixed Price

ESI ID: 10032789403973976

Meter ID	Days	Read Type	Previous Read Date	Previous Meter Read	Current Read Date	Current Meter Read	Multiplier	Usage (kWh)	Actual kW/kVA	Billed kW/kVA
119711668	33	Actual	11/15/2024	✓ 174348	12/17/2024	174654	1.00	306	3	0
TOTAL								306	3	0

Electric Service Commercial

Service Period: 11/15/2024 to 12/17/2024 ✓

TXU Energy Fixed Price

Base Usage

306 kWh @ \$ 0.0377995 \$11.57

Other Charges

\$0.02

Market Securitization (Debt) Financing

\$0.18

Other ERCOT Incremental AS Charges

\$0.08

PUC Assessment

\$0.02

Total Commercial Charges

\$11.87

Electric Service Distribution

Service Period: 11/15/2024 to 12/17/2024

Base Charge

\$1.45

Meter Charge

\$4.21

Distribution System Charge

306 kWh @ \$ 0.026454 \$8.09

Transmission Cost Recov Factor

306 kWh @ \$ 0.012673 \$3.88

Transition Charge (TC3)

306 kWh @ \$ 0.00916 \$2.80

Storm Recovery Charge

306 kWh @ \$ 0.001259 \$0.39

Tax Refund Credit

\$0.11 CR

Storm Recovery Tax Credit

306 kWh @ \$ 0.000063 \$0.02 CR

Regulatory Asset Recovery

306 kWh @ \$ 0.000171 \$0.05

Rate Case Expense Surcharge

306 kWh @ \$ 0.000142 \$0.04

Energy Efficiency

306 kWh @ \$ 0.000681 \$0.21

TEEEF

306 kWh @ \$ 0.00088 \$0.27

PUC Assessment

\$0.03

Total Distribution Charges

\$21.29

TOTAL CHARGES FOR ESI ID

\$33.16 ✓

01/14/2025





Customer Name: MATAGORDA COUNTY
 Account Number: 100064844327
 Invoice Number: 052003761463
 Invoice Date: 01/14/2025

613

ESI ID Detail:

Service Address: 414 FISHER MATAGORDA, TX 77457
 Product: Fixed Price

ESI ID: 10032789427542180

Concession Stand

Meter ID	Days	Read Type	Previous Read Date	Previous Meter Read	Current Read Date	Current Meter Read	Multiplier	Usage (kWh)	Actual kW/kVA	Billed kW/kVA
200527912	33	Actual	11/15/2024	✓ 1696	12/17/2024	1783	1.00	87		
TOTAL								87	0	0

Electric Service Commercial

Service Period: 11/15/2024 to 12/17/2024 ✓

TXU Energy Fixed Price

Base Usage 87 kWh @ \$ 0.0377995 \$3.29

Market Securitization (Debt) Financing \$0.05

Other ERCOT Incremental AS Charges \$0.03

PUC Assessment \$0.01

Total Commercial Charges \$3.38

Electric Service Distribution

Service Period: 11/15/2024 to 12/17/2024

Base Charge \$1.45

Meter Charge \$4.21

Distribution System Charge 87 kWh @ \$ 0.026454 \$2.30

Transmission Cost Recov Factor 87 kWh @ \$ 0.012673 \$1.10

Transition Charge (TC3) 87 kWh @ \$ 0.00916 \$0.80

Storm Recovery Charge 87 kWh @ \$ 0.001259 \$0.11

Tax Refund Credit \$0.06 CR

Storm Recovery Tax Credit 87 kWh @ \$ 0.000063 \$0.01 CR

Regulatory Asset Recovery 87 kWh @ \$ 0.000171 \$0.01

Rate Case Expense Surcharge 87 kWh @ \$ 0.000142 \$0.01

Energy Efficiency 87 kWh @ \$ 0.000681 \$0.06

TEEEF 87 kWh @ \$ 0.00088 \$0.08

PUC Assessment \$0.02

Total Distribution Charges \$10.08

TOTAL CHARGES FOR ESI ID \$13.46 ✓

Customer Name: MATAGORDA COUNTY
 Account Number: 100064844327
 Invoice Number: 052003761463
 Invoice Date: 01/14/2025

ESI ID Detail:

Service Address:
 Product:

595

OLD GULF RD UNIT STATION COLLECT STA MATAGORDA, TX 77457
 Fixed Price

ESI ID: 10032789494278861

Meter ID	Days	Read Type	Previous Read Date	Previous Meter Read	Current Read Date	Current Meter Read	Multiplier	Usage (kWh)	Actual kW/kVA	Billed kW/kVA
119431822	33	Actual	11/13/2024	✓ 3175	12/15/2024	✓ 3191	1.00	16	0	0
TOTAL								16	0	0

Electric Service Commercial

Service Period: 11/13/2024 to 12/15/2024 ✓

TXU Energy Fixed Price

Base Usage 16 kWh @ \$ 0.0377995 \$0.60
 Market Securitization (Debt) Financing \$0.01

Total Commercial Charges \$0.61

Electric Service Distribution

Service Period: 11/13/2024 to 12/15/2024

Base Charge \$1.45
 Meter Charge \$4.21
 Distribution System Charge 16 kWh @ \$ 0.026454 \$0.42
 Transmission Cost Recov Factor 16 kWh @ \$ 0.012673 \$0.20
 Transition Charge (TC3) 16 kWh @ \$ 0.00916 \$0.15
 Storm Recovery Charge 16 kWh @ \$ 0.001259 \$0.02
 Tax Refund Credit \$0.05 CR
 Energy Efficiency 16 kWh @ \$ 0.000681 \$0.01
 TEEEF 16 kWh @ \$ 0.00088 \$0.01
 PUC Assessment \$0.01

Total Distribution Charges \$6.43

TOTAL CHARGES FOR ESI ID \$7.04 ✓



Customer Name: MATAGORDA COUNTY
 Account Number: 100064844327
 Invoice Number: 052003761463
 Invoice Date: 01/14/2025

ESI ID Detail:

413

Service Address:

115 LAUREL MATAGORDA, TX 77457

Product:

Fixed Price

ESI ID: 10032789495257641

Old Post Office

Meter ID	Days	Read Type	Previous Read Date	Previous Meter Read	Current Read Date	Current Meter Read	Multiplier	Usage (kWh)	Actual kW/kVA	Billed kW/kVA
200292168	33	Actual	11/15/2024	✓ 1050	12/17/2024	1167	1.00	117	4	0
TOTAL								117	4	0

Electric Service Commercial

Service Period: 11/15/2024 to 12/17/2024 ✓

TXU Energy Fixed Price

Base Usage	117 kWh @	\$ 0.0377995	\$4.42
Other Charges			\$0.01
Market Securitization (Debt) Financing			\$0.07
Other ERCOT Incremental AS Charges			\$0.03
PUC Assessment			\$0.01

Total Commercial Charges	\$4.54
---------------------------------	---------------

Electric Service Distribution

Service Period: 11/15/2024 to 12/17/2024

Base Charge		\$1.45
Meter Charge		\$4.21
Distribution System Charge	117 kWh @	\$ 0.026454 \$3.10
Transmission Cost Recov Factor	117 kWh @	\$ 0.012673 \$1.48
Transition Charge (TC3)	117 kWh @	\$ 0.00916 \$1.07
Storm Recovery Charge	117 kWh @	\$ 0.001259 \$0.15
Tax Refund Credit		\$0.07 CR
Storm Recovery Tax Credit	117 kWh @	\$ 0.000063 \$0.01 CR
Regulatory Asset Recovery	117 kWh @	\$ 0.000171 \$0.02
Rate Case Expense Surcharge	117 kWh @	\$ 0.000142 \$0.02
Energy Efficiency	117 kWh @	\$ 0.000681 \$0.08
TEEEF	117 kWh @	\$ 0.00088 \$0.10
PUC Assessment		\$0.02

Total Distribution Charges	\$11.62
-----------------------------------	----------------

TOTAL CHARGES FOR ESI ID	\$16.16 ✓
---------------------------------	------------------

Customer Name: MATAGORDA COUNTY
 Account Number: 100064844327
 Invoice Number: 052003761463
 Invoice Date: 01/14/2025

ESI ID Detail:
 Service Address:
 Product:

613

772 LAUREL SEASONAL METER MATAGORDA, TX 77457
 Fixed Price

ESI ID: 10032789417127397

Old School

Meter ID	Days	Read Type	Previous Read Date	Previous Meter Read	Current Read Date	Current Meter Read	Multiplier	Usage (kWh)	Actual kW/kVA	Billed kW/kVA
148896249	33	Actual	11/15/2024	✓ 8320	12/17/2024	8384	1.00	64	6	0
TOTAL								64	6	0

Electric Service Commercial

Service Period: 11/15/2024 to 12/17/2024 ✓

TXU Energy Fixed Price 64 kWh @ \$ 0.0377995 \$2.42
 Base Usage \$0.04
 Market Securitization (Debt) Financing \$0.01
 Other ERCOT Incremental AS Charges

Total Commercial Charges \$2.47

Electric Service Distribution

Service Period: 11/15/2024 to 12/17/2024

Base Charge \$1.45
 Meter Charge \$4.21
 Distribution System Charge 64 kWh @ \$ 0.026454 \$1.69
 Transmission Cost Recov Factor 64 kWh @ \$ 0.012673 \$0.81
 Transition Charge (TC3) 64 kWh @ \$ 0.00916 \$0.59
 Storm Recovery Charge 64 kWh @ \$ 0.001259 \$0.08
 Tax Refund Credit \$0.06 CR
 Regulatory Asset Recovery 64 kWh @ \$ 0.000171 \$0.01
 Rate Case Expense Surcharge 64 kWh @ \$ 0.000142 \$0.01
 Energy Efficiency 64 kWh @ \$ 0.000681 \$0.04
 TEEEF 64 kWh @ \$ 0.00088 \$0.06
 PUC Assessment \$0.01

Total Distribution Charges \$8.90

TOTAL CHARGES FOR ESI ID \$11.37 ✓



Customer Name: MATAGORDA COUNTY
 Account Number: 100064844327
 Invoice Number: 052003761463
 Invoice Date: 01/14/2025

613

ESI ID Detail:

Service Address:
 Product:

487 MAGNOLIA ST UNIT COUNTY MATAGORDA, TX 77457
 Fixed Price

ESI ID: 10032789414370120

Barn

Meter ID	Days	Read Type	Previous Read Date	Previous Meter Read	Current Read Date	Current Meter Read	Multiplier	Usage (kWh)	Actual kW/kVA	Billed kW/kVA
200227986	33	Actual	11/15/2024	✓ 11460	12/17/2024	12459	1.00	999	7	0
TOTAL								999	7	0

Electric Service Commercial

Service Period: 11/15/2024 to 12/17/2024 ✓

TXU Energy Fixed Price

Base Usage	999 kWh @	\$ 0.0377995	\$37.76
Other Charges			\$0.06
Market Securitization (Debt) Financing			\$0.58
Other ERCOT Incremental AS Charges			\$0.27
PUC Assessment			\$0.06

Total Commercial Charges \$38.73

Electric Service Distribution

Service Period: 11/15/2024 to 12/17/2024

Base Charge			\$1.45
Meter Charge			\$4.21
Distribution System Charge	999 kWh @	\$ 0.026454	\$26.43
Transmission Cost Recov Factor	999 kWh @	\$ 0.012673	\$12.66
Transition Charge (TC3)	999 kWh @	\$ 0.00916	\$9.15
Storm Recovery Charge	999 kWh @	\$ 0.001259	\$1.26
Tax Refund Credit			\$0.26 CR
Storm Recovery Tax Credit	999 kWh @	\$ 0.000063	\$0.06 CR
Regulatory Asset Recovery	999 kWh @	\$ 0.000171	\$0.17
Rate Case Expense Surcharge	999 kWh @	\$ 0.000142	\$0.14
Energy Efficiency	999 kWh @	\$ 0.000681	\$0.68
TEEEF	999 kWh @	\$ 0.00088	\$0.88
PUC Assessment			\$0.08

Total Distribution Charges \$56.79

TOTAL CHARGES FOR ESI ID \$95.52 ✓

Customer Name: MATAGORDA COUNTY
 Account Number: 100064844327
 Invoice Number: 052003761463
 Invoice Date: 01/14/2025

623

ESI ID Detail:

Service Address: 637 MARKET ST UNIT FIRESTA MATAGORDA, TX 77457
 Product: Fixed Price

ESI ID: 10032789446568110

Meter ID	Days	Read Type	Previous Read Date	Previous Meter Read	Current Read Date	Current Meter Read	Multiplier	Usage (kWh)	Actual kW/kVA	Billed kW/kVA
122330875	33	Actual	11/15/2024	✓ 196646	12/17/2024	197610	1.00	964	17	17
TOTAL								964	17	17

Electric Service Commercial

Service Period: 11/15/2024 to 12/17/2024 ✓
 TXU Energy Fixed Price

Base Usage	964 kWh @	\$ 0.0377995	\$36.44
Other Charges			\$0.06
Market Securitization (Debt) Financing			\$0.56
Other ERCOT Incremental AS Charges			\$0.26
PUC Assessment			\$0.06

Total Commercial Charges \$37.38

Electric Service Distribution

Service Period: 11/15/2024 to 12/17/2024

Base Charge			\$2.28
Meter Charge			\$19.72
Distribution System Charge	17.2 kW @	\$ 7.148	\$122.95
Transmission Cost Recov Factor	17.2 kW @	\$ 4.587271	\$78.90
Transition Charge (TC3)	964 kWh @	\$ 0.00916	\$8.83
Storm Recovery Charge	32.7 kW @	\$ 0.22518	\$7.36
Tax Refund Credit			\$1.18 CR
Storm Recovery Tax Credit	32.7 kW @	\$ 0.012576	\$0.41 CR
Regulatory Asset Recovery	17.2 kW @	\$ 0.052535	\$0.90
Rate Case Expense Surcharge	964 kWh @	\$ 0.0000633	\$0.06
Energy Efficiency	964 kWh @	\$ 0.000902	\$0.87
TEEEF	17.2 kW @	\$ 0.22171	\$3.81
PUC Assessment			\$0.37

Total Distribution Charges \$244.46

TOTAL CHARGES FOR ESI ID \$281.84 ✓





Customer Name: MATAGORDA COUNTY
 Account Number: 100064844327
 Invoice Number: 052003761463
 Invoice Date: 01/14/2025

ESI ID Detail:

lele2

Service Address:
 Product:

2 RIVER BEND ODLT 400HPS MATAGORDA, TX 77457
 Fixed Price

ESI ID: 10032789432664941

Meter ID	Days	Read Type	Previous Read Date	Previous Meter Read	Current Read Date	Current Meter Read	Multiplier	Usage (kWh)	Actual kW/kVA	Billed kW/kVA
7006992918SD	33	Actual	11/15/2024	0	12/17/2024	155	1.00	155		
TOTAL								155	0	0

Electric Service Commercial

Service Period: 11/15/2024 to 12/17/2024 ✓

TXU Energy Fixed Price

Base Usage	155 kWh @	\$ 0.0377995	\$5.86
Other Charges			\$0.01
Market Securitization (Debt) Financing			\$0.09
Other ERCOT Incremental AS Charges			\$0.04
PUC Assessment			\$0.01

Total Commercial Charges \$6.01

Electric Service Distribution

Service Period: 11/15/2024 to 12/17/2024

Outdoor Lighting - Facilities			\$7.51
Distribution System Charge	155 kWh @	\$ 0.0264516	\$4.10
Transmission Cost Recov Factor	155 kWh @	\$ 0.0126452	\$1.96
Transition Charge (TC3)	155 kWh @	\$ 0.0091613	\$1.42
Storm Recovery Charge	155 kWh @	\$ 0.0074839	\$1.16
Tax Refund Credit			\$0.09 CR
Storm Recovery Tax Credit	155 kWh @	\$ 0.0004516	\$0.07 CR
Regulatory Asset Recovery	155 kWh @	\$ 0.0002581	\$0.04
Rate Case Expense Surcharge	155 kWh @	\$ 0.000129	\$0.02
TEEEF	155 kWh @	\$ 0.0009032	\$0.14
PUC Assessment			\$0.02

Total Distribution Charges \$16.21

TOTAL CHARGES FOR ESI ID \$22.22 ✓

Customer Name: MATAGORDA COUNTY
 Account Number: 100064844327
 Invoice Number: 052003761463
 Invoice Date: 01/14/2025

6615

ESI ID Detail:

Service Address:
 Product:

HIGHWAY 111 ODL MIDFIELD, TX 77458
 Fixed Price

ESI ID: 10032789492176731

Meter ID	Days	Read Type	Previous Read Date	Previous Meter Read	Current Read Date	Current Meter Read	Multiplier	Usage (kWh)	Actual kW/kVA	Billed kW/kVA
7007147859SD	33	Actual	11/01/2024	0	12/03/2024	✓ 104	1.00	104		
TOTAL								104	0	0

Electric Service Commercial

Service Period: 11/01/2024 to 12/03/2024 ✓

TXU Energy Fixed Price

Base Usage	104 kWh @	\$ 0.0377995	\$3.93
Other Charges			\$0.01
Market Securitization (Debt) Financing			\$0.05
Other ERCOT Incremental AS Charges			\$0.01
PUC Assessment			\$0.01

Total Commercial Charges \$4.01

Electric Service Distribution

Service Period: 11/01/2024 to 12/03/2024

Outdoor Lighting - Facilities			\$7.11
Distribution System Charge	104 kWh @	\$ 0.0264423	\$2.75
Transmission Cost Recov Factor	104 kWh @	\$ 0.0126923	\$1.32
Transition Charge (TC3)	104 kWh @	\$ 0.0091346	\$0.95
Storm Recovery Charge	104 kWh @	\$ 0.0075	\$0.78
Tax Refund Credit			\$0.08 CR
Storm Recovery Tax Credit	104 kWh @	\$ 0.0004808	\$0.05 CR
Regulatory Asset Recovery	104 kWh @	\$ 0.0002885	\$0.03
Rate Case Expense Surcharge	104 kWh @	\$ 0.0000962	\$0.01
TEEEF	104 kWh @	\$ 0.0008654	\$0.09
PUC Assessment			\$0.02

Total Distribution Charges \$12.93

TOTAL CHARGES FOR ESI ID \$16.94 ✓



ESI ID Detail:
 Service Address:
 Product:

625

110 JUNETTA AVE MIDFIELD, TX 77458
 Fixed Price

ESI ID: 10032789459047060

Meter ID	Days	Read Type	Previous Read Date	Previous Meter Read	Current Read Date	Current Meter Read	Multiplier	Usage (kWh)	Actual kW/kVA	Billed kW/kVA
157104699	33	Actual	11/01/2024	19152	12/03/2024	19484	1.00	332	9	9
TOTAL								332	9	9

Electric Service Commercial

Service Period: 11/01/2024 to 12/03/2024 ✓
 TXU Energy Fixed Price

Base Usage	332 kWh @	\$ 0.0377995	\$12.55
Other Charges			\$0.02
Market Securitization (Debt) Financing			\$0.17
Other ERCOT Incremental AS Charges			\$0.04
PUC Assessment			\$0.02

Total Commercial Charges \$12.80

Electric Service Distribution

Service Period: 11/01/2024 to 12/03/2024

Base Charge			\$2.28
Meter Charge			\$19.72
Distribution System Charge	9.3 kW @	\$ 7.148	\$66.48
Transmission Cost Recov Factor	9.3 kW @	\$ 4.587271	\$42.66
Transition Charge (TC3)	332 kWh @	\$ 0.00916	\$3.04
Storm Recovery Charge	19 kW @	\$ 0.22518	\$4.28
Tax Refund Credit			\$0.72 CR
Storm Recovery Tax Credit	19 kW @	\$ 0.012576	\$0.24 CR
Regulatory Asset Recovery	9.3 kW @	\$ 0.052535	\$0.49
Rate Case Expense Surcharge	332 kWh @	\$ 0.0000633	\$0.02
Energy Efficiency	332 kWh @	\$ 0.000902	\$0.30
TEEEF	9.3 kW @	\$ 0.22171	\$2.06
PUC Assessment			\$0.22

Total Distribution Charges \$140.59

TOTAL CHARGES FOR ESI ID \$153.39 ✓



ESI ID Detail:

615

Service Address:
Product:

110 JUNETTA ODLT 150HPS AL MIDFIELD, TX 77458
Fixed Price

ESI ID: 10032789459047061

Meter ID	Days	Read Type	Previous Read Date	Previous Meter Read	Current Read Date	Current Meter Read	Multiplier	Usage (kWh)	Actual kW/kVA	Billed kW/kVA
7007074246SD	33	Actual	11/01/2024	0	12/03/2024	✓ 57	1.00	57		
TOTAL								57	0	0

Electric Service Commercial

Service Period: 11/01/2024 to 12/03/2024 ✓

TXU Energy Fixed Price

Base Usage

57 kWh @ \$ 0.0377995 \$2.16

Market Securitization (Debt) Financing

\$0.03

Other ERCOT Incremental AS Charges

\$0.01

Total Commercial Charges \$2.20

Electric Service Distribution

Service Period: 11/01/2024 to 12/03/2024

Outdoor Lighting - Facilities

\$6.44

Distribution System Charge

57 kWh @ \$ 0.0264912 \$1.51

Transmission Cost Recov Factor

57 kWh @ \$ 0.0126316 \$0.72

Transition Charge (TC3)

57 kWh @ \$ 0.0091228 \$0.52

Storm Recovery Charge

57 kWh @ \$ 0.0075439 \$0.43

Tax Refund Credit

\$0.06 CR

Storm Recovery Tax Credit

57 kWh @ \$ 0.0003509 \$0.02 CR

Regulatory Asset Recovery

57 kWh @ \$ 0.0003509 \$0.02

Rate Case Expense Surcharge

57 kWh @ \$ 0.0001754 \$0.01

TEEEF

57 kWh @ \$ 0.0008772 \$0.05

PUC Assessment

\$0.01

Total Distribution Charges \$9.63

TOTAL CHARGES FOR ESI ID \$11.83 ✓

DS1 000/2061



Customer Name: MATAGORDA COUNTY
 Account Number: 100064844327
 Invoice Number: 052003761463
 Invoice Date: 01/14/2025

ESI ID Detail:

615

Service Address:
 Product:

RAWLS ODL MIDFIELD, TX 77458
 Fixed Price

ESI ID: 10032789461418841

Meter ID	Days	Read Type	Previous Read Date	Previous Meter Read	Current Read Date	Current Meter Read	Multiplier	Usage (kWh)	Actual kW/kVA	Billed kW/kVA
7007068113SD	33	Actual	11/01/2024	0	12/03/2024	✓ 104	1.00	104		
TOTAL								104	0	0

Electric Service Commercial

Service Period: 11/01/2024 to 12/03/2024 ✓
 TXU Energy Fixed Price

Base Usage	104 kWh @	\$ 0.0377995	\$3.93
Other Charges			\$0.01
Market Securitization (Debt) Financing			\$0.05
Other ERCOT Incremental AS Charges			\$0.01
PUC Assessment			\$0.01

Total Commercial Charges	\$4.01
---------------------------------	---------------

Electric Service Distribution

Service Period: 11/01/2024 to 12/03/2024

Outdoor Lighting - Facilities			\$7.11
Distribution System Charge	104 kWh @	\$ 0.0264423	\$2.75
Transmission Cost Recov Factor	104 kWh @	\$ 0.0126923	\$1.32
Transition Charge (TC3)	104 kWh @	\$ 0.0023077	\$0.24
Storm Recovery Charge	104 kWh @	\$ 0.0075	\$0.78
Tax Refund Credit			\$0.08 CR
Storm Recovery Tax Credit	104 kWh @	\$ 0.0004808	\$0.05 CR
Regulatory Asset Recovery	104 kWh @	\$ 0.0002885	\$0.03
Rate Case Expense Surcharge	104 kWh @	\$ 0.0000962	\$0.01
TEEEF	104 kWh @	\$ 0.0008654	\$0.09
PUC Assessment			\$0.02

Total Distribution Charges	\$12.22
-----------------------------------	----------------

TOTAL CHARGES FOR ESI ID	\$16.23 ✓
---------------------------------	------------------

Customer Name: MATAGORDA COUNTY
 Account Number: 100064844327
 Invoice Number: 052003761463
 Invoice Date: 01/14/2025

ESI ID Detail:

625

Service Address:

RAWLS UNIT FIRESTA MIDFIELD, TX 77458

ESI ID: 10032789433412700

Product:

Fixed Price

Meter ID	Days	Read Type	Previous Read Date	Previous Meter Read	Current Read Date	Current Meter Read	Multiplier	Usage (kWh)	Actual kW/kVA	Billed kW/kVA
136592656	33	Actual	11/01/2024	✓ 215470	12/03/2024	218482	1.00	3012	8	8
TOTAL								3012	8	8

Electric Service Commercial

Service Period: 11/01/2024 to 12/03/2024 ✓

TXU Energy Fixed Price

Base Usage

3012 kWh @ \$ 0.0377995 \$113.85

Other Charges

\$0.22

Market Securitization (Debt) Financing

\$1.55

Other ERCOT Incremental AS Charges

\$0.32

PUC Assessment

\$0.19

Total Commercial Charges \$116.13

Electric Service Distribution

Service Period: 11/01/2024 to 12/03/2024

Base Charge

\$2.28

Meter Charge

\$19.72

Distribution System Charge

8.2 kW @ \$ 7.148 \$58.61

Transmission Cost Recov Factor

8.2 kW @ \$ 4.587271 \$37.62

Transition Charge (TC3)

3,012 kWh @ \$ 0.00916 \$27.59

Storm Recovery Charge

12.8 kW @ \$ 0.22518 \$2.88

Tax Refund Credit

\$0.66 CR

Storm Recovery Tax Credit

12.8 kW @ \$ 0.012576 \$0.16 CR

Regulatory Asset Recovery

8.2 kW @ \$ 0.052535 \$0.43

Rate Case Expense Surcharge

3,012 kWh @ \$ 0.0000633 \$0.19

Energy Efficiency

3,012 kWh @ \$ 0.000902 \$2.72

TEEEF

8.2 kW @ \$ 0.22171 \$1.82

PUC Assessment

\$0.20

Total Distribution Charges \$153.24

TOTAL CHARGES FOR ESI ID \$269.37 ✓

DST 00072061



Customer Name: MATAGORDA COUNTY
 Account Number: 100064844327
 Invoice Number: 052003761463
 Invoice Date: 01/14/2025

625

ESI ID Detail:

Service Address:
 Product:

955 STREETLIGHT STLG 1000HPS MIDFIELD, TX 77458
 Fixed Price

ESI ID: 10032789441468646

Meter ID	Days	Read Type	Previous Read Date	Previous Meter Read	Current Read Date	Current Meter Read	Multiplier	Usage (kWh)	Actual kW/kVA	Billed kW/kVA
7005524968SD	35	Actual	11/25/2024	0	12/29/2024	✓ 367	1.00	367		
TOTAL								367	0	0

Electric Service Commercial

Service Period: 11/25/2024 to 12/29/2024 ✓
 TXU Energy Fixed Price

Base Usage	367 kWh @	\$ 0.0377995	\$13.87
Other Charges			\$0.02
Market Securitization (Debt) Financing			\$0.22
Other ERCOT Incremental AS Charges			\$0.09
PUC Assessment			\$0.02

Total Commercial Charges \$14.22

Electric Service Distribution

Service Period: 11/25/2024 to 12/29/2024

Base Charge			\$1.45
Street Lighting - Facilities			\$10.19
Distribution System Charge	367 kWh @	\$ 0.0264578	\$9.71
Transmission Cost Recov Factor	367 kWh @	\$ 0.0126703	\$4.65
Transition Charge (TC3)	367 kWh @	\$ 0.0049046	\$1.80
Storm Recovery Charge	367 kWh @	\$ 0.0074932	\$2.75
Tax Refund Credit			\$0.17 CR
Storm Recovery Tax Credit	367 kWh @	\$ 0.000436	\$0.16 CR
Regulatory Asset Recovery	367 kWh @	\$ 0.0002725	\$0.10
Rate Case Expense Surcharge	367 kWh @	\$ 0.0001362	\$0.05
TEEEF	367 kWh @	\$ 0.0008719	\$0.32
PUC Assessment			\$0.04

Total Distribution Charges \$30.73

TOTAL CHARGES FOR ESI ID \$44.95 ✓

000102 30/32

Customer Name: MATAGORDA COUNTY
 Account Number: 100064844327
 Invoice Number: 052003761463
 Invoice Date: 01/14/2025

ESI ID Detail:

H63

Service Address:
 Product:

405 COMMERCE ST PALACIOS, TX 77465-5468
 Fixed Price

ESI ID: 10032789440808411

JP#3

Meter ID	Days	Read Type	Previous Read Date	Previous Meter Read	Current Read Date	Current Meter Read	Multiplier	Usage (kWh)	Actual kW/kVA	Billed kW/kVA
119430885	31	Actual	11/19/2024	✓ 732122	12/19/2024	733903	1.00	1781	8	8
TOTAL								1781	8	8

Electric Service Commercial

Service Period: 11/19/2024 to 12/19/2024 ✓

TXU Energy Fixed Price

Base Usage	1781 kWh @	\$ 0.0377995	\$67.32
Other Charges			\$0.11
Market Securitization (Debt) Financing			\$1.03
Other ERCOT Incremental AS Charges			\$0.49
PUC Assessment			\$0.12
Gross Receipts Reimb			\$0.75

Total Commercial Charges \$69.82

Electric Service Distribution

Service Period: 11/19/2024 to 12/19/2024

Base Charge			\$2.28
Meter Charge			\$19.72
Distribution System Charge	7.9 kW @	\$ 7.148	\$56.47
Transmission Cost Recov Factor	7.9 kW @	\$ 4.587271	\$36.24
Transition Charge (TC3)	1,781 kWh @	\$ 0.00916	\$16.31
Storm Recovery Charge	9.6 kW @	\$ 0.22518	\$2.16
Tax Refund Credit			\$0.64 CR
Storm Recovery Tax Credit	9.6 kW @	\$ 0.012576	\$0.12 CR
Regulatory Asset Recovery	7.9 kW @	\$ 0.052535	\$0.42
Rate Case Expense Surcharge	1,781 kWh @	\$ 0.0000633	\$0.11
Energy Efficiency	1,781 kWh @	\$ 0.000902	\$1.61
TEEEF	7.9 kW @	\$ 0.22171	\$1.75
PUC Assessment			\$0.19
Gross Receipts Reimb			\$1.26

Total Distribution Charges \$137.76

TOTAL CHARGES FOR ESI ID \$207.58 ✓



Customer Name: MATAGORDA COUNTY
 Account Number: 100064844327
 Invoice Number: 052003761463
 Invoice Date: 01/14/2025

ESI ID Detail:

Service Address:
 Product:

614

25000 STATE HIGHWAY 35 S PALACIOS, TX 77465-1920
 Fixed Price

ESI ID: 10032789474945242

Meter ID	Days	Read Type	Previous Read Date	Previous Meter Read	Current Read Date	Current Meter Read	Multiplier	Usage (kWh)	Actual kW/kVA	Billed kW/kVA
7005712552SD	33	Actual	11/08/2024	0	12/10/2024	✓ 620	1.00	620		
TOTAL								620	0	0

Electric Service Commercial

Service Period: 11/08/2024 to 12/10/2024 ✓
 TXU Energy Fixed Price

Base Usage	620 kWh @	\$ 0.0377995	\$23.44
Other Charges			\$0.04
Market Securitization (Debt) Financing			\$0.36
Other ERCOT Incremental AS Charges			\$0.19
PUC Assessment			\$0.04

Total Commercial Charges \$24.07

Electric Service Distribution

Service Period: 11/08/2024 to 12/10/2024

Outdoor Lighting - Facilities			\$30.04
Distribution System Charge	620 kWh @	\$ 0.0264516	\$16.40
Transmission Cost Recov Factor	620 kWh @	\$ 0.0126774	\$7.86
Transition Charge (TC3)	620 kWh @	\$ 0.0091613	\$5.68
Storm Recovery Charge	620 kWh @	\$ 0.0074839	\$4.64
Tax Refund Credit			\$0.38 CR
Storm Recovery Tax Credit	620 kWh @	\$ 0.0004355	\$0.27 CR
Regulatory Asset Recovery	620 kWh @	\$ 0.0002742	\$0.17
Rate Case Expense Surcharge	620 kWh @	\$ 0.0001452	\$0.09
TEEEF	620 kWh @	\$ 0.0008871	\$0.55
PUC Assessment			\$0.09

Total Distribution Charges \$64.87

TOTAL CHARGES FOR ESI ID \$88.94 ✓

Customer Name: MATAGORDA COUNTY
 Account Number: 100064844327
 Invoice Number: 052003761463
 Invoice Date: 01/14/2025

ESI ID Detail:

Service Address:
 Product:

25000 STATE HIGHWAY 35 S UNIT OFFIC PALACIOS, TX 77465-1920
 Fixed Price

ESI ID: 10032789453394875

Meter ID	Days	Read Type	Previous Read Date	Previous Meter Read	Current Read Date	Current Meter Read	Multiplier	Usage (kWh)	Actual kW/kVA	Billed kW/kVA
120730531	32	Actual	11/08/2024	✓ 146031	12/09/2024	146468	1.00	437	5	0
TOTAL								437	5	0

Electric Service Commercial

Service Period: 11/08/2024 to 12/09/2024 ✓

TXU Energy Fixed Price

Base Usage	437 kWh @	\$ 0.0377995	\$16.52
Other Charges			\$0.03
Market Securitization (Debt) Financing			\$0.26
Other ERCOT Incremental AS Charges			\$0.14
PUC Assessment			\$0.03

Total Commercial Charges \$16.98

Electric Service Distribution

Service Period: 11/08/2024 to 12/09/2024

Base Charge			\$1.45
Meter Charge			\$4.21
Distribution System Charge	437 kWh @	\$ 0.026454	\$11.56
Transmission Cost Recov Factor	437 kWh @	\$ 0.012673	\$5.54
Transition Charge (TC3)	437 kWh @	\$ 0.00916	\$4.00
Storm Recovery Charge	437 kWh @	\$ 0.001259	\$0.55
Tax Refund Credit			\$0.14 CR
Storm Recovery Tax Credit	437 kWh @	\$ 0.000063	\$0.03 CR
Regulatory Asset Recovery	437 kWh @	\$ 0.000171	\$0.07
Rate Case Expense Surcharge	437 kWh @	\$ 0.000142	\$0.06
Energy Efficiency	437 kWh @	\$ 0.000681	\$0.30
TEEEF	437 kWh @	\$ 0.00088	\$0.38
PUC Assessment			\$0.04

Total Distribution Charges \$27.99

TOTAL CHARGES FOR ESI ID \$44.97 ✓