

360

MATAGORDA COUNTY BARN

MAKE CHECK
PAYABLE TO:BAY CITY GAS
P O BOX 1603
BAY CITY TX 77404-1603

SERVICE ADDRESS

NOV 17 2025

2604 NICHOLS / Pct. 1

ACCOUNT NUMBER Inv. #

36061-1160110000 / 10-31-25

SERVICE
PERIOD

FROM

TO

10/01/25

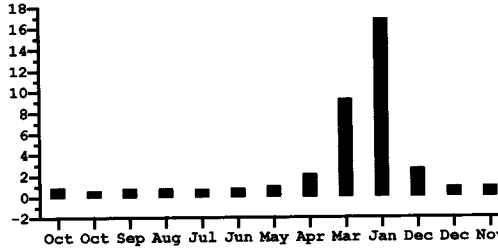
10/31/25 ✓

BILLING DATE

11/05/25

READ DATE(G)
METER NUM.
PRES. READ
PREV. READ
TOTAL CCF10/31/25
3237326
✓ 1975
1965
10

TOTAL CCF



DESCRIPTION

AMOUNT

| | |
|---------------|-------|
| BASIC SERVICE | 19.00 |
| GAS DELIVERY | 8.05 |
| COST OF GAS | 3.82 |
| THIS MONTH | 30.87 |

Approved
County Auditor
SK VJ

010-54410-612

Stefanie Pawlosky

TOTAL NOW DUE

30.87

PENALTY AMOUNT

PAY THIS AMOUNT AFTER

0.00

11/20/2025
30.87

NOV 13 2025 SK

1352

MATAGORDA COUNTY BARN

MESSAGES

*****DUE DATE 11-20-25*****

EMERGENCIES & AFTER HOURS CALL: 979-245-2311

Check the back of this bill for important SAFETY INFORMATION. Look for SAFETY INFORMATION in the Tribune, on KKHA and KMKS radio, and on Cable Channel 18. More safety information at www.baycitygas.com or at 979-245-2327

TELEPHONE PAYMENT only at 1-877-273-3169.

ATTENTION: It may take up to 3 business days to process online payments.

Accounts with unpaid balances after the 20th may be assessed a \$45.00 fee and scheduled for disconnection. If disconnected, customers must come to the gas company office at 1100 6th to have service restored. Online payments will not restore service.

. We encourage you to share this safety information with those in your households and businesses.

- Safety information may be found here on your bill, also on the front of your bill, at www.baycitygas.com, or by contacting our office at 979.245.2327
- BAY CITY GAS COMPANY transports natural gas to homes and businesses in Bay City through a modern and highly reliable system of underground pipelines, which is routinely checked for leaks.
- Natural gas is colorless, odorless, non-toxic and lighter than air. Natural gas can be highly combustible or explosive in certain concentrations, so it is odorized with a smell similar to rotten eggs in order to make it detectible.
- Leaks can be dangerous so detecting and reporting a leak is very important. A gas odor will be the best indicator, and other signs may include dead vegetation, blowing dirt, bubbles in wet ground, or a hissing sound.
- **If you detect the smell of gas within your home or business, do NOT operate any electrical devices – including wall switches, phones or flashlights. Leave the premises and call Bay City Gas Company at 979.245.2311 or 911. These calls receive priority 24/7, as we work to protect life, public safety, the environment, and property.**
- ANY DIGGING activity – landscaping, fencing, mailboxes, flag poles, and plumbing repairs – could possibly damage the lines. Underground Damage Prevention Rules, Chapter 18 under Title 16 of the Texas Administrative Code, specify appropriate steps to be taken BEFORE digging, including calling the One Call Center (811) at least 48 hours PRIOR to digging.
- CALL BEFORE YOU DIG! 811. WAIT for the lines to be marked, respect those marks, and then dig with care. Federal Law requires that all damages to underground pipelines must be reported IMMEDIATELY to the pipeline operator (Bay City Gas Co) and to the Texas Railroad Commission (online at www.rrc.state.tx.us).
- If you witness damage to pipelines, observe a threat to a pipeline, or see suspicious activity near a pipeline or gas facility, call 911 or Bay City Gas at 979.245.2311.
- Bay City Gas Company places pipeline markers at locations as required by law. These markers DO NOT mark all of our lines, they indicate the APPROXIMATE location only, and have our name and phone number on them. In addition to pipelines, we have above ground facilities such as substations and gas meters and regulators. Public access to maps is also available at www.npms.phmsa.dot.gov. These maps contain approximate positions of pipelines, what products they carry, and owner/operator details.
- **Bay City Gas Company** is audited annually by The Railroad Commission of Texas, which maintains records of safety compliance at <https://www.rrc.state.tx.us/oil-gas/compliance-enforcement/>

360

MATAGORDA CO COURTHOUSE

MAKE CHECK
PAYABLE TO:BAY CITY GAS
P O BOX 1603
BAY CITY TX 77404-1603

SERVICE ADDRESS

NOV 18 2025

1700 7TH ST Co. Ct Hse ✓

ACCOUNT NUMBER

36061-2530980000/10-30-25

SERVICE
PERIOD

FROM

09/30/25

TO

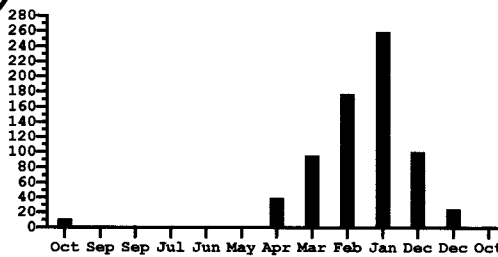
10/30/25 ✓

BILLING DATE

11/05/25

READ DATE(G)
METER NUM.
PRES. READ
PREV. READ
TOTAL CCF10/30/25
11808
70859
70742
117

TOTAL CCF



DESCRIPTION

AMOUNT

| | |
|-------------------|---------------|
| BASIC SERVICE | 19.00 |
| GAS DELIVERY | 94.19 |
| COST OF GAS | 44.69 |
| THIS MONTH | 157.88 |

Approved
County Auditor

TOTAL NOW DUE

157.88

PENALTY AMOUNT

PAY THIS AMOUNT AFTER

0.00

11/20/2025
157.88RECEIVED
NOV 14 2025BY: *SL*

3642

MATAGORDA CO COURTHOUSE

MESSAGES

*****DUE DATE 11-20-25*****

EMERGENCIES & AFTER HOURS CALL: 979-245-2311

Check the back of this bill for important SAFETY INFORMATION. Look for SAFETY INFORMATION in the Tribune, on KKHA and KMKS radio, and on Cable Channel 18. More safety information at www.baycitygas.com or at 979-245-2327

TELEPHONE PAYMENT only at 1-877-273-3169.

ATTENTION: It may take up to 3 business days to process online payments.

Accounts with unpaid balances after the 20th may be assessed a \$45.00 fee and scheduled for disconnection. If disconnected, customers must come to the gas company office at 1100 6th to have service restored. Online payments will not restore service.

. We encourage you to share this safety information with those in your households and businesses.

- Safety information may be found here on your bill, also on the front of your bill, at www.baycitygas.com, or by contacting our office at 979.245.2327
- BAY CITY GAS COMPANY transports natural gas to homes and businesses in Bay City through a modern and highly reliable system of underground pipelines, which is routinely checked for leaks.
- Natural gas is colorless, odorless, non-toxic and lighter than air. Natural gas can be highly combustible or explosive in certain concentrations, so it is odorized with a smell similar to rotten eggs in order to make it detectible.
- Leaks can be dangerous so detecting and reporting a leak is very important. A gas odor will be the best indicator, and other signs may include dead vegetation, blowing dirt, bubbles in wet ground, or a hissing sound.
- **If you detect the smell of gas within your home or business, do NOT operate any electrical devices – including wall switches, phones or flashlights. Leave the premises and call Bay City Gas Company at 979.245.2311 or 911. These calls receive priority 24/7, as we work to protect life, public safety, the environment, and property.**
- ANY DIGGING activity – landscaping, fencing, mailboxes, flag poles, and plumbing repairs – could possibly damage the lines. Underground Damage Prevention Rules, Chapter 18 under Title 16 of the Texas Administrative Code, specify appropriate steps to be taken BEFORE digging, including calling the One Call Center (811) at least 48 hours PRIOR to digging.
- CALL BEFORE YOU DIG! 811. WAIT for the lines to be marked, respect those marks, and then dig with care. Federal Law requires that all damages to underground pipelines must be reported IMMEDIATELY to the pipeline operator (Bay City Gas Co) and to the Texas Railroad Commission (online at www.rrc.state.tx.us).
- If you witness damage to pipelines, observe a threat to a pipeline, or see suspicious activity near a pipeline or gas facility, call 911 or Bay City Gas at 979.245.2311.
- Bay City Gas Company places pipeline markers at locations as required by law. These markers DO NOT mark all of our lines, they indicate the APPROXIMATE location only, and have our name and phone number on them. In addition to pipelines, we have above ground facilities such as substations and gas meters and regulators. Public access to maps is also available at www.npms.phmsa.dot.gov. These maps contain approximate positions of pipelines, what products they carry, and owner/operator details.
- **Bay City Gas Company** is audited annually by The Railroad Commission of Texas, which maintains records of safety compliance at <https://www.rrc.state.tx.us/oil-gas/compliance-enforcement/>

360

MATAGORDA COUNTY TAX OFFICE

/CTOB

✓ MAKE CHECK
PAYABLE TO:BAY CITY GAS ✓
P O BOX 1603
BAY CITY TX 77404-1603

NOV 17 2025

SERVICE ADDRESS

1801 7TH ST /CTOB

ACCOUNT NUMBER

Inv. 36061-2533460003 10-30-25

SERVICE
PERIOD

FROM

TO

09/30/25

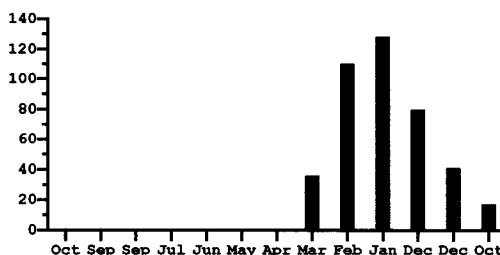
10/30/25 ✓

BILLING DATE

11/05/25

READ DATE(G)
METER NUM.
PRES. READ
PREV. READ
TOTAL CCF10/30/25
504053
22291
22290
1

TOTAL CCF



DESCRIPTION

AMOUNT

| | |
|---------------|-------|
| BASIC SERVICE | 19.00 |
| GAS DELIVERY | 0.81 |
| COST OF GAS | 0.38 |

| | |
|------------|-------|
| THIS MONTH | 20.19 |
|------------|-------|

Approved
County Auditor

SR

TOTAL NOW DUE

20.19 ✓

PENALTY AMOUNT

PAY THIS AMOUNT AFTER

0.00

11/20/2025
20.19

NOV 13 2025 SC

3651

MATAGORDA COUNTY TAX OFFICE

MESSAGES

*****DUE DATE 11-20-25*****

EMERGENCIES & AFTER HOURS CALL: 979-245-2311

Check the back of this bill for important SAFETY INFORMATION. Look for SAFETY INFORMATION in the Tribune, on KKHA and KMKS radio, and on Cable Channel 18. More safety information at www.baycitygas.com or at 979-245-2327


TELEPHONE PAYMENT only at 1-877-273-3169.

ATTENTION: It may take up to 3 business days to process online payments.

Accounts with unpaid balances after the 20th may be assessed a \$45.00 fee and scheduled for disconnection. If disconnected, customers must come to the gas company office at 1100 6th to have service restored. Online payments will not restore service.

. We encourage you to share this safety information with those in your households and businesses.

- Safety information may be found here on your bill, also on the front of your bill, at www.baycitygas.com, or by contacting our office at 979.245.2327
- BAY CITY GAS COMPANY transports natural gas to homes and businesses in Bay City through a modern and highly reliable system of underground pipelines, which is routinely checked for leaks.
- Natural gas is colorless, odorless, non-toxic and lighter than air. Natural gas can be highly combustible or explosive in certain concentrations, so it is odorized with a smell similar to rotten eggs in order to make it detectible.
- Leaks can be dangerous so detecting and reporting a leak is very important. A gas odor will be the best indicator, and other signs may include dead vegetation, blowing dirt, bubbles in wet ground, or a hissing sound.
- **If you detect the smell of gas within your home or business, do NOT operate any electrical devices – including wall switches, phones or flashlights. Leave the premises and call Bay City Gas Company at 979.245.2311 or 911. These calls receive priority 24/7, as we work to protect life, public safety, the environment, and property.**
- ANY DIGGING activity – landscaping, fencing, mailboxes, flag poles, and plumbing repairs – could possibly damage the lines. Underground Damage Prevention Rules, Chapter 18 under Title 16 of the Texas Administrative Code, specify appropriate steps to be taken BEFORE digging, including calling the One Call Center (811) at least 48 hours PRIOR to digging.
- CALL BEFORE YOU DIG! 811. WAIT for the lines to be marked, respect those marks, and then dig with care. Federal Law requires that all damages to underground pipelines must be reported IMMEDIATELY to the pipeline operator (Bay City Gas Co) and to the Texas Railroad Commission (online at www.rrc.state.tx.us).
- If you witness damage to pipelines, observe a threat to a pipeline, or see suspicious activity near a pipeline or gas facility, call 911 or Bay City Gas at 979.245.2311.
- Bay City Gas Company places pipeline markers at locations as required by law. These markers DO NOT mark all of our lines, they indicate the APPROXIMATE location only, and have our name and phone number on them. In addition to pipelines, we have above ground facilities such as substations and gas meters and regulators. Public access to maps is also available at www.npms.phmsa.dot.gov. These maps contain approximate positions of pipelines, what products they carry, and owner/operator details.
- **Bay City Gas Company** is audited annually by The Railroad Commission of Texas, which maintains records of safety compliance at <https://www.rrc.state.tx.us/oil-gas/compliance-enforcement/>



548 NOV 18 2025

CITY OF BAY CITY
1901 5th St
Bay City, Tx 77414
(979) 245-2322

<https://www.municipalonlinepayments.com/baycitytx>
Pay by Phone:: (833) 309-4327



| | |
|-------------------------|--------------------|
| Account Number | AMOUNT DUE |
| 04-214000-00 / 10-25-25 | \$2,850.18 |
| Due Date | After Due Date Pay |
| 11/15/2025 | \$2,850.18 |
| Account Name | |
| Matagorda County | |
| Service Address | |
| 1700 7th St | |
| Amount Enclosed | |
| | |

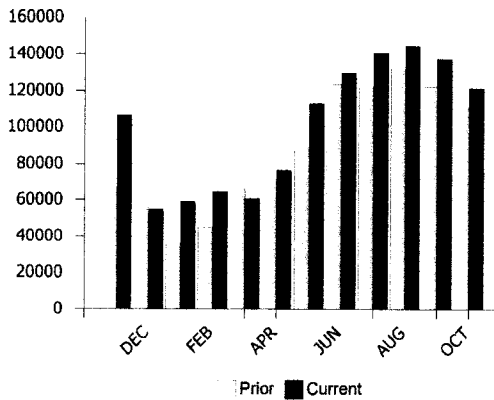
Matagorda County
Matagorda County
County Judge Room 301
1700 7th St
Bay City, TX 77414

Co. Grthese

There will be a charge on all returned checks.
Please return this portion with your payment.
When paying in person, please bring both portions of this bill.

CUSTOMER ACCOUNT INFORMATION - RETAIN FOR YOUR RECORDS

| Name | | Service Address | | | Account Number | |
|------------------|---------------|-----------------|--------|------------|----------------|------------|
| Matagorda County | | 1700 7th St | | | 04-214000-00 | |
| Status | Service Dates | | | Bill Date | Penalty Date | Due Date |
| | From | To | # Days | | | |
| Active | 9/25/2025 | 10/25/2025 | 30 | 10/30/2025 | 11/20/2025 | 11/15/2025 |



CURRENT
READING
39,003

PREVIOUS
READING
37,784

USAGE
121,900

| | |
|-------------------------------------|--------------|
| PREVIOUS BALANCE | \$6,294.00 |
| PAYMENTS | (\$6,294.00) |
| ADJUSTMENTS | \$0.00 |
| PENALTIES | \$0.00 |
| PAST DUE AMOUNT | \$0.00 |
| WATER | 1,242.48 |
| SEWER | 1,607.70 |
| TAX | \$0.00 |
| CURRENT BILL | \$2,850.18 |
| AMOUNT DUE | \$2,850.18 |
| AMOUNT DUE AFTER 5 PM ON 11/20/2025 | |
| \$2,850.18 | |

SCAN TO PAY



Pay by Phone - 833-309-4327
Pay Online - www.cityofbaycity.org

NOV 14 2025 SR

Shelly Fort
010-54410-510

Approved
County Auditor
SR KP



CITY OF BAY CITY
1901 5th St
Bay City, Tx 77414
(979) 245-2322

<https://www.municipalonlinepayments.com/baycitytx>
Pay by Phone:: (833) 309-4327

548
NOV 18 2025



| | |
|-------------------|--------------------|
| Account Number | AMOUNT DUE |
| 04-214100-00 | \$129.82 |
| Due Date | After Due Date Pay |
| 11/15/2025 | \$129.82 |
| Account Name | |
| Matagorda County | |
| Service Address | |
| 1700 7th St IRRIG | |
| Amount Enclosed | |

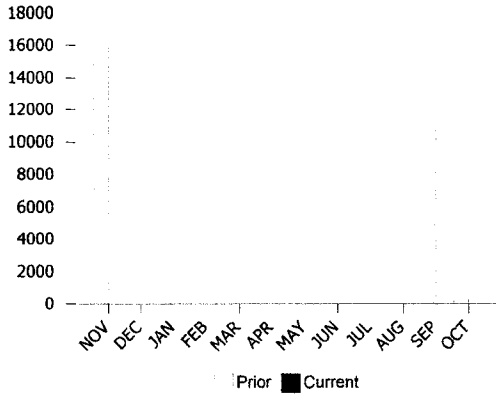
Matagorda County
Matagorda County
County Judge Room 301
1700 7th St
Bay City, TX 77414

Crthse. irrig.

There will be a charge on all returned checks.
Please return this portion with your payment.
When paying in person, please bring both portions of this bill.

CUSTOMER ACCOUNT INFORMATION - RETAIN FOR YOUR RECORDS

| Name | | Service Address | | | Account Number | |
|------------------|---------------|-------------------|--------|------------|----------------|------------|
| Matagorda County | | 1700 7th St IRRIG | | | 04-214100-00 | |
| Status | Service Dates | | | Bill Date | Penalty Date | Due Date |
| | From | To | # Days | | | |
| Active | 9/25/2025 | 10/25/2025 | 30 | 10/30/2025 | 11/20/2025 | 11/15/2025 |



CURRENT READING 10,025
PREVIOUS READING 10,025
USAGE 0

PREVIOUS BALANCE \$259.64
PAYMENTS (\$259.64)
ADJUSTMENTS \$0.00
PENALTIES \$0.00
PAST DUE AMOUNT \$0.00
WATER 129.82
TAX \$0.00
CURRENT BILL \$129.82
AMOUNT DUE \$129.82
AMOUNT DUE AFTER 5 PM ON 11/20/2025 \$129.82

Approved
County Auditor

SCAN TO PAY



Pay by Phone - 833-309-4327
Pay Online - www.cityofbaycity.org

NOV 14 2025

Shelly H...
010-24410-510

TXU

NOV 18 2025

VENDOR # 2149 ✓
INVT# 065603643230 INVOICE DATED 11-6-25 DESC Sept-Oct 25

ACCT# 100064844327

| ADDRESS | ESI ID | METER # | SERV. | DATES | TOTAL | DEPT # |
|--------------------------------------|-------------------|--------------|----------|----------|-------------|---------------|
| 1700 7TH ST (COURTHOUSE) | 10032789496308881 | 558026689 | 09/29/25 | 10/28/25 | \$ 6,193.94 | 010-54410-510 |
| 2200 7TH ST (CMOB) | 10032789496726070 | 558785152 | 09/04/25 | 10/02/25 | \$ 2,841.83 | 010-54410-508 |
| ODLTS 2200 7TH ST (CMOB) | 10032789496726072 | 7007056046SD | 09/04/25 | 10/02/25 | \$ 21.82 | 010-54410-508 |
| ODLTS 2200 7TH ST (CMOB) | 10032789496726071 | 7007056012SD | 09/04/25 | 10/02/25 | \$ 33.50 | 010-54410-508 |
| ODLTS NICHOLS AVE (PCT#1) | 10032789495513551 | 7007116651SD | 09/26/25 | 10/26/25 | \$ 21.44 | 010-54410-612 |
| ODLTS 2323 AVE E (JAIL) | 10032789405892401 | 7006958123SD | 09/30/25 | 10/28/25 | \$ 16.77 | 010-54410-512 |
| 2323 AVE E (JAIL) | 10032789405892400 | 558782187 | 09/30/25 | 10/28/25 | \$ 4,475.17 | 010-54410-512 |
| 2308 AVE F (S.O.) | 1003278949567631 | 558782938 | 09/29/25 | 10/28/25 | \$ 1,023.92 | 010-54410-560 |
| 2021 AVE G BLDG 1 WELLS FARGO (CTOB) | 10032789499291957 | 558782912 | 09/30/25 | 10/28/25 | \$ 2,435.80 | 010-54410-509 |
| INDOOR ARENA (FAIRGROUNDS) | 10032789419218250 | 552403229 | 09/07/25 | 10/06/25 | \$ 1,170.49 | 010-54410-661 |
| HOME EC/MP BLDG (FAIRGROUNDS) | 10032789474465420 | 592402234 | 09/08/25 | 10/06/25 | \$ 598.10 | 010-54410-661 |
| 4511 FM 2668 UNIT 3 (FAIRGROUNDS) | 10032789406762840 | 171155661 | 09/06/25 | 10/05/25 | \$ 118.94 | 010-54410-661 |
| FANS BACK OF ARENA (FAIRGROUNDS) | 10032789499566861 | 119431781 | 09/08/25 | 10/06/25 | \$ 167.03 | 010-54410-661 |
| OUTDOOR ARENA (FAIRGROUNDS) | 10032789444026860 | 151900075 | 09/08/25 | 10/06/25 | \$ 322.88 | 010-54410-661 |
| HOLDING PEN (FAIRGROUNDS) | 10032789407891290 | 200574765 | 09/06/25 | 10/05/25 | \$ 233.59 | 010-54410-661 |
| FM 2668 UNIT 7 (FAIRGROUNDS) | 10032789420166760 | 200229223 | 09/08/25 | 10/05/25 | \$ 6.67 | 010-54410-661 |
| CTR OF CARNIVAL (FAIRGROUNDS) | 10032789419036321 | 125243718 | 09/07/25 | 10/06/25 | \$ 5.83 | 010-54410-661 |
| SHOW BARN/RV PARK (FAIRGROUNDS) | 10032789443661762 | 680613354 | 09/07/25 | 10/06/25 | \$ 215.44 | 010-54410-661 |
| ODLTS HAMMAN RD (FAIRGROUNDS) | 10032789443661763 | 7005516394SD | 09/09/25 | 10/07/25 | \$ 43.65 | 010-54410-661 |
| HWY 60 OUTDOOR LITS(PCT#1) | 10032789459112270 | 7006982603SD | 09/06/25 | 10/06/25 | \$ 21.94 | 010-54410-612 |
| 2604 NICHOLS AVE/CO BARN (PCT#1) | 10032789459112270 | 122240792 | 09/08/25 | 10/06/25 | \$ 218.13 | 010-54410-612 |
| ODLTS 3520 NICHOLS AVE (PCT#1) | 10032789479928771 | 7005770635SD | 09/10/25 | 10/08/25 | \$ 11.77 | 010-54410-612 |
| ODLTS NICHOLS AVE (PCT#1) | 10032789485613550 | 7007116623SD | 09/26/25 | 10/26/25 | \$ 105.81 | 010-54410-612 |
| ODLTS NICHOLS RD (FAIRGROUNDS) | 10032789480469090 | 7007112012SD | 09/10/25 | 10/08/25 | \$ 43.68 | 010-54410-612 |
| ODLTS BLESSING COMM CTR (PCT#4) | 10032789461693261 | 7007074016SD | 09/30/25 | 10/29/25 | \$ 9.94 | 010-54410-615 |
| ODLTS BLESSING PRK (PCT#4) | 10032789402787492 | 7006972189SD | 09/30/25 | 10/28/25 | \$ 165.24 | 010-54410-615 |
| HEFFINGER PRK LITS BLESSING (PCT#4) | 10032789478079271 | 144074530 | 09/30/25 | 10/28/25 | \$ 25.08 | 010-54410-615 |
| BLESSING COMM CTR (PCT#4) | 10032778943449365 | 592809348 | 09/30/25 | 10/28/25 | \$ 346.24 | 010-54410-615 |
| ST LITS BLESSING CC PAVILION (PCT#4) | 10032789436470608 | 7005470886SD | 09/26/25 | 10/26/25 | \$ 21.94 | 010-54410-615 |
| BLESSING BALL PRK W UNIT (PCT#4) | 10032789402787491 | 558783656 | 09/30/25 | 10/28/25 | \$ 1,504.87 | 010-54410-615 |
| E END OF PRK BLESSING (PCT#4) | 10032789497890130 | 119426610 | 09/29/25 | 10/27/25 | \$ 76.40 | 010-54410-615 |
| ODLTS BLESSING CC 935 (PCT#4) | 10032789496744773 | 7005911722MV | 09/29/25 | 10/27/25 | \$ 55.47 | 010-54410-615 |
| ODLTS BLESSING CC 932 (PCT#4) | 10032789496744772 | 7007144530MV | 09/29/25 | 10/27/25 | \$ 16.27 | 010-54410-615 |
| EL MATON UNIT P43 (TRANSFER ST) | 10032789482241440 | 169715869 | 09/11/25 | 10/09/25 | \$ 6.57 | 010-54410-595 |

NOV 17 2025

OR

TXU

| ADDRESS | ESI ID | METER # | SERV. | DATES | TOTAL | DEPT # |
|--|------------------------|--------------------|----------|----------|--------------|---------------|
| ODLTS MARKHAM CC (PCT#4) | 10032789476839781 | 70071050310T | 09/19/25 | 10/19/25 | \$ 21.44 | 010-54410-615 |
| 190 AVE F MARKHAM ANNEX (PCT#4) | 100327894262633880 | 157911497 | 09/19/25 | 10/17/25 | \$ 34.03 | 010-54410-615 |
| MARKHAM COMM CTR (PCT#4) | 10032789476839780 | 200043930 | 09/18/25 | 10/17/25 | \$ 189.97 | 010-54410-615 |
| 190 AVE F UNIT FIRESTATION MARKHAM (PCT#4) | 10032789487564611 | 200306070 | 09/19/25 | 10/17/25 | \$ 84.78 | 010-54410-615 |
| 190 AVE F MARKHAM (JP#4) | 10032789461015050 | 163788084 | 09/19/25 | 10/17/25 | \$ 118.61 | 010-54410-464 |
| SELKIRK FIRE DEPT (PCT#2) | 10032789427413670 | 122279171 | 09/17/25 | 10/16/25 | \$ 53.85 | 010-54410-613 |
| 18 BAYVIEW MATAGORDA (JP#2) | 10032789403973976 | 119711668 | 09/18/25 | 10/16/25 | \$ 7.49 | 010-54410-462 |
| MATAGORDA (TRANSFER ST) | 10032789494278861 | 119431822 | 09/16/25 | 10/14/25 | \$ 8.33 | 010-54410-595 |
| | | | | | \$ 42.32 | |
| | | | | | \$ 24.00 | |
| 487 MAGNOLIA MATAGORDA CO BARN (PCT#2) | 10032789414370120 | 200227986 | 09/18/25 | 10/16/25 | \$ 160.40 | 010-54410-613 |
| MATAGORDA FIREMAN'S HALL (PCT#2) | 10032789446568110 | 122330875 | 09/18/25 | 10/16/25 | \$ 350.81 | 010-54410-613 |
| ODLTS RIVERBEND MATAGORDA (MARINE) | 10032789432664941 | 7006992918SD | 09/18/25 | 10/16/25 | \$ 21.44 | 024-54410-662 |
| ODLTS WATER WELL MIDFIELD (PCT#4) | 10032789492176731 | 7007147859SD | 09/04/25 | 10/02/25 | \$ 16.45 | 010-54410-615 |
| MIDFIELD COMM CTR (PCT#4) | 10032789459047060 | 157104699 | 09/04/25 | 10/02/25 | \$ 185.44 | 010-54410-615 |
| ODLTS MIDFIELD COMM CTR (PCT#4) | 10032789459047061 | 7007074246SD | 09/04/25 | 10/02/25 | \$ 11.54 | 010-54410-615 |
| ODLTS MIDFIELD FIRE ST (PCT#4) | 10032789461418841 | 7007068113SD | 09/04/25 | 10/02/25 | \$ 16.45 | 010-54410-615 |
| RAWLS UNIT FIRESTATION MIDFIELD (PCT#4) | 10032789461418841 | 136592656 | 09/04/25 | 10/02/25 | \$ 271.52 | 010-54410-615 |
| ST LITS BLESSING PRK (PCT#4) | 10032789440808411 | 7006524968SD | 09/26/25 | 10/26/25 | \$ 44.58 | 010-54410-615 |
| 406 COMMERCE PALACIOS (PCT#3) | 10032789440808411 | 1194330885 | 09/11/25 | 10/02/25 | \$ 292.84 | 010-54410-463 |
| 25000 SH 35 (PCT#3) | 1003278947945242 | 7006712565SD | 09/11/25 | 10/09/25 | \$ 85.72 | 010-54410-614 |
| 25000 SH 35 UNIT P7 (PCT#3) | 10032789453394875 | 120730631200161839 | 09/11/25 | 10/09/25 | \$ 88.39 | 010-54410-614 |
| 17817 WOOD PLEDGER COMM CTR (PCT#1) | 1003278947945241 | 122240914 | 09/11/25 | 10/09/25 | \$ 29.14 | 010-54410-614 |
| FINANCE CHARGES - LATE PAYMENT PENALTY | 1008901015815710800100 | 190851001 | 09/19/25 | 10/19/25 | \$ 130.08 | 010-54410-612 |
| TOTAL: | | | | | \$ 24,921.38 | 010-54410-510 |

Approved
County Auditor

SR
VR

36
37
38
39
40
41
42
43
44
45
46
47
48
49
50
51
52
53
54
55
56
57
58
59
60



Customer Name: MATAGORDA COUNTY
Account Number: 100064844327
Invoice Number: 055603643230
Invoice Date: 11/06/2025

Account Summary

| Previous Balance | Credits/Payments | Balance Forward | Current Charges | Amount Due | Due Date |
|------------------|------------------|-----------------|-----------------|-------------|------------|
| \$25,965.69 | \$0.00 | \$25,965.69 | \$24,921.38 | \$50,887.07 | 12/08/2025 |

pd 11-3-25
ck# 182371

See remaining pages for invoice details.

Customer Communications

RECEIVED
NOV 14 2025

BY: *SR*

Shelly

6



How to Contact Us

Account Service Manager

Commercial Support Team

Phone: (866) 898-3465

Email: commercialsupport@txu.com

Customer Service: 8:30AM - 5:30PM M-F

Power Outage Notification:

American Electric Power - 1-866-223-8508

CenterPoint Energy - 1-800-332-7143

REP Certificate: #10004

Please return this portion with your payment in the enclosed envelope. Make checks payable to TXU Energy. Do not include correspondence with your payment.

The TXU Energy AidSM program helps families in critical situations with bill payment assistance.

For Donations Only

One-time gift to TXU Energy AidSM program

\$

Recurring monthly donation to TXU Energy AidSM program

\$

Account Number:

100064844327

| Amount Due | Due Date |
|-------------|------------|
| \$50,887.07 | 12/08/2025 |

\$24,921.38

To ensure proper payment posting, please provide this number (100064844327) on all payments and send to the address directly below.

SP 12 000068 14511E 1 A**SNGLP



MATAGORDA COUNTY

1700 7TH ST, RM 301

BAY CITY TX 77414-5034



TXU ENERGY
PO BOX 650638
DALLAS, TX 75265-0638

211000648443270005088707000000000002

000068 1/33

Customer Name: MATAGORDA COUNTY
Account Number: 100064844327
Invoice Number: 055603643230
Invoice Date: 11/06/2025

Page 2 of 65

Important Information

Your satisfaction is our top priority. Do you have feedback? Email us at txuexec@txu.com or write us at TXU Energy Executive Feedback, PO Box 650764, Dallas, TX 75265-0764. The amount billed may include price changes allowed by law or regulatory actions. See an unauthorized charge on your bill? Call us toll-free at 1-866-898-3465 (8:30AM - 5:30PM M-F), and we'll work to resolve any issues. If you're not satisfied with the resolution, you may file a complaint with the Public Utility Commission of Texas PO Box 13326, Austin, TX 78711-3326; (512) 936-7120 or toll-free in Texas (888) 782-8477. Hearing and speech-impaired individuals with text telephones (TTY) may contact the Public Utility Commission of Texas at (800) 735-2988.

Account Summary Detail

| | | |
|------------------|----|-----------|
| Previous Balance | \$ | 25,965.69 |
| Credits/Payments | \$ | 0.00 |
| Balance Forward | \$ | 25,965.69 |
| Debits/Charges | \$ | 0.00 |





Customer Name: MATAGORDA COUNTY
Account Number: 100064844327
Invoice Number: 055603643230
Invoice Date: 11/06/2025

Account Summary

| ESI ID Facility ID | Service Address | Start Service End Service | kWh Actual kW/kVA | Commercial TDU Charges | Commercial Taxes TDU Taxes | Total Charges | Flag |
|-----------------------|--|------------------------------|-------------------------|---------------------------|-------------------------------|------------------|------|
| 10032789496308881 | 1700 7TH ST BAY CITY, TX 77414-5080 | 09/29/2025 10/28/2025 | 93,504 190 | \$3,670.60 \$2,523.34 | \$0.00 \$0.00 | \$6,193.94 | ✓ |
| 10032789456726070 | 2200 7TH ST BAY CITY, TX 77414-5254 | 09/04/2025 10/02/2025 | 35,520 110 | \$1,391.37 \$1,450.46 | \$0.00 \$0.00 | \$2,841.83 | ✓ |
| 10032789456726072 | 2200 7TH ST UNIT FL BAY CITY, TX 77414-5254 | 09/04/2025 10/02/2025 | 155 - | \$6.07 \$15.75 | \$0.00 \$0.00 | \$21.82 | ✓ |
| 10032789456726071 | 2200 7TH ST UNIT FL BAY CITY, TX 77414-5254 | 09/04/2025 10/02/2025 | 208 - | \$8.14 \$25.36 | \$0.00 \$0.00 | \$33.50 | ✓ |
| 10032789485513551 | NICHOLS AVE UNIT 400FLD2 BAY CITY, TX 77414 | 09/26/2025 10/26/2025 | 155 - | \$5.97 \$15.47 | \$0.00 \$0.00 | \$21.44 | ✓ |
| 10032789405892401 | 2323 AVENUE E BAY CITY, TX 77414-6001 | 09/30/2025 10/28/2025 | 104 - | \$4.08 \$12.69 | \$0.00 \$0.00 | \$16.77 | ✓ |
| 10032789405892400 | 2323 AVENUE E BAY CITY, TX 77414-6001 | 09/30/2025 10/28/2025 | 69,888 131 | \$2,743.54 \$1,731.63 | \$0.00 \$0.00 | \$4,475.17 | ✓ |
| 10032789485567631 | 2308 AVENUE F BAY CITY, TX 77414-6045 | 09/29/2025 10/28/2025 | 14,320 34 | \$562.20 \$461.72 | \$0.00 \$0.00 | \$1,023.92 | ✓ |
| 10032789499291957 | 2021 AVENUE G BLDG 1 BAY CITY, TX 77414-5003 | 09/30/2025 10/28/2025 | 31,560 90 | \$1,239.03 \$1,196.77 | \$0.00 \$0.00 | \$2,435.80 | ✓ |
| 10032789419218250 | 4511 FM 2668 UNIT 1 BAY CITY, TX 77414-3991 | 09/07/2025 10/06/2025 | 13,760 48 | \$528.73 \$641.76 | \$0.00 \$0.00 | \$1,170.49 | ✓ |
| 10032789474465420 | 4511 FM 2668 UNIT 2 BAY CITY, TX 77414-3991 | 09/08/2025 10/06/2025 | 3,800 34 | \$146.02 \$452.08 | \$0.00 \$0.00 | \$598.10 | ✓ |
| 10032789406762840 | 4511 FM 2668 UNIT 3 BAY CITY, TX 77414-3991 | 09/06/2025 10/05/2025 | 606 5 | \$23.27 \$95.67 | \$0.00 \$0.00 | \$118.94 | ✓ |
| 10032789499566851 | 4511 FM 2668 UNIT 4 BAY CITY, TX 77414-3991 | 09/08/2025 10/06/2025 | 75 11 | \$2.87 \$164.16 | \$0.00 \$0.00 | \$167.03 | ✓ |
| 10032789444026850 | 4511 FM 2668 UNIT 5 BAY CITY, TX 77414-3991 | 09/08/2025 10/06/2025 | 1,488 19 | \$57.18 \$265.70 | \$0.00 \$0.00 | \$322.88 | ✓ |
| 10032789407891290 | 4511 FM 2668 UNIT 6 BAY CITY, TX 77414-3991 | 09/06/2025 10/05/2025 | 1,108 13 | \$42.53 \$191.06 | \$0.00 \$0.00 | \$233.59 | ✓ |
| 10032789420166760 | 4511 FM 2668 UNIT 7 BAY CITY, TX 77414-3991 | 09/08/2025 10/06/2025 | 12 - | \$0.46 \$6.21 | \$0.00 \$0.00 | \$6.67 | ✓ |
| 10032789419036321 | 4511 FM 2668 UNIT 8 BAY CITY, TX 77414-3991 | 09/08/2025 10/06/2025 | 2 - | \$0.08 \$5.75 | \$0.00 \$0.00 | \$5.83 | ✓ |
| 10032789443561762 | 4511 FM 2668 UNIT 9 BAY CITY, TX 77414-3991 | 09/07/2025 10/06/2025 | 1,080 12 | \$41.50 \$173.94 | \$0.00 \$0.00 | \$215.44 | ✓ |
| 10032789443561763 | HAMMAN RD ODLT 400HPS AL BAY CITY, TX 77414 | 09/09/2025 10/07/2025 | 310 - | \$12.15 \$31.50 | \$0.00 \$0.00 | \$43.65 | ✓ |
| 10032789423558520 | STATE HIGHWAY 60 STLG 250HPSA BAY CITY, TX 77414 | 09/23/2025 10/21/2025 | 104 - | \$4.01 \$17.93 | \$0.00 \$0.00 | \$21.94 | ✓ |
| 10032789459112270 | 2604 NICHOLS AVE BAY CITY, TX 77414-6958 | 09/06/2025 10/06/2025 | 2,512 11 | \$98.48 \$119.65 | \$0.00 \$0.00 | \$218.13 | ✓ |
| 10032789479928771 | 3588 1/2 NICHOLS AVE BAY CITY, TX 77414-7383 | 09/08/2025 10/06/2025 | 57 - | \$2.22 \$9.55 | \$0.00 \$0.00 | \$11.77 | ✓ |
| 10032789485513550 | NICHOLS AVE UNIT 250HPSA BAY CITY, TX 77414 | 09/10/2025 10/08/2025 | 520 - | \$20.40 \$85.41 | \$0.00 \$0.00 | \$105.81 | ✓ |
| 10032789485513552 | NICHOLS AVE UNIT 400FLD1 BAY CITY, TX 77414 | 09/26/2025 10/26/2025 | 310 - | \$12.18 \$31.50 | \$0.00 \$0.00 | \$43.68 | ✓ |
| 10032789480469090 | NICHOLS RD UNIT 250HPSA BAY CITY, TX 77414 | 09/10/2025 10/08/2025 | 208 - | \$8.16 \$35.04 | \$0.00 \$0.00 | \$43.20 | ✓ |
| 10032789461693261 | FM 616 W BLESSING, TX 77419 | 09/30/2025 10/28/2025 | 39 - | \$1.50 \$8.44 | \$0.00 \$0.00 | \$9.94 | ✓ |

Customer Name: MATAGORDA COUNTY
Account Number: 100064844327
Invoice Number: 055603643230
Invoice Date: 11/06/2025

| ESI ID Facility ID | Service Address | Start Service End Service | kWh Actual kW/kVA | Commercial TDU Charges | Commercial Taxes TDU Taxes | Total Charges | Flag |
|-----------------------|--|------------------------------|-------------------------|---------------------------|-------------------------------|------------------|------|
| 10032789402787492 | FM 616 W STLG 250HPS BLESSING, TX 77419 | 09/30/2025 10/28/2025 | 832 - | \$32.03 \$133.21 | \$0.00 \$0.00 | \$165.24 | ✓ |
| 10032789478079271 | AVENUE C UNIT PRKLI BLESSING, TX 77419 | 09/30/2025 10/28/2025 | 234 2 | \$9.01 \$16.07 | \$0.00 \$0.00 | \$25.08 | ✓ |
| 10032789434493655 | 734 FM 616 BLESSING, TX 77419 | 09/30/2025 10/28/2025 | 2,180 19 | \$83.86 \$262.38 | \$0.00 \$0.00 | \$346.24 | ✓ |
| 10032789436470608 | 139 FM 616 W STLG 250HPS BLESSING, TX 77419 | 09/26/2025 10/26/2025 | 104 - | \$4.01 \$17.93 | \$0.00 \$0.00 | \$21.94 | ✓ |
| 10032789402787491 | 560 FM 616 W UNIT PARK BLESSING, TX 77419 | 09/30/2025 10/28/2025 | 2,496 109 | \$96.02 \$1,408.85 | \$0.00 \$0.00 | \$1,504.87 | ✓ |
| 10032789497890130 | 201 FM 616 W UNIT SEWLIFT BLESSING, TX 77419 | 09/30/2025 10/28/2025 | 853 8 | \$32.80 \$43.60 | \$0.00 \$0.00 | \$76.40 | ✓ |
| 10032789496744773 | 935 STREETLIGHT STLG 400MV BLESSING, TX 77419 | 09/29/2025 10/27/2025 | 290 - | \$11.15 \$44.32 | \$0.00 \$0.00 | \$55.47 | ✓ |
| 10032789496744772 | 932 STREETLIGHT UNIT 175MV BLESSING, TX 77419 | 09/29/2025 10/27/2025 | 70 - | \$2.68 \$13.59 | \$0.00 \$0.00 | \$16.27 | ✓ |
| 10032789482241440 | FM 459 UNIT P43 EL MATON, TX 77440 | 09/11/2025 10/09/2025 | - - | \$0.00 \$5.67 | \$0.00 \$0.00 | \$5.67 | ✓ |
| 10032789476839781 | 190 AVENUE F ODLT 400HPS MARKHAM, TX 77456 | 09/19/2025 10/19/2025 | 155 - | \$5.97 \$15.47 | \$0.00 \$0.00 | \$21.44 | ✓ |
| 10032789426253880 | 190 AVENUE F UNIT ANNEX MARKHAM, TX 77456 | 09/19/2025 10/17/2025 | 342 3 | \$13.14 \$20.89 | \$0.00 \$0.00 | \$34.03 | ✓ |
| 10032789476839780 | 190 AVENUE F UNIT COMM CNT MARKHAM, TX 77456 | 09/18/2025 10/17/2025 | 843 11 | \$32.41 \$157.56 | \$0.00 \$0.00 | \$189.97 | ✓ |
| 10032789487564611 | 190 AVENUE F UNIT FIRESTA MARKHAM, TX 77456 | 09/19/2025 10/17/2025 | 954 - | \$36.68 \$48.10 | \$0.00 \$0.00 | \$84.78 | ✓ |
| 10032789461015050 | 190 AVENUE F UNIT JP OFF MARKHAM, TX 77456 | 09/19/2025 10/17/2025 | 1,362 - | \$52.38 \$66.23 | \$0.00 \$0.00 | \$118.61 | ✓ |
| 10032789427413670 | 1203 COUNTY ROAD 243 UNIT FIRESTA MATAGORDA, TX 77457 | 09/17/2025 10/15/2025 | 581 3 | \$22.34 \$31.51 | \$0.00 \$0.00 | \$53.85 | ✓ |
| 10032789403973976 | 18 COUNTY ROAD 252 MATAGORDA, TX 77457 | 09/18/2025 10/16/2025 | 22 2 | \$0.84 \$6.65 | \$0.00 \$0.00 | \$7.49 | ✓ |
| 10032789427542180 | 414 FISHER MATAGORDA, TX 77457 | 09/18/2025 10/16/2025 | 92 - | \$3.54 \$9.76 | \$0.00 \$0.00 | \$13.30 | ✓ |
| 10032789494278861 | OLD GULF RD UNIT STATION COLLECT STA MATAGORDA, TX 77457 | 09/16/2025 10/14/2025 | 32 1 | \$1.22 \$7.11 | \$0.00 \$0.00 | \$8.33 | ✓ |
| 10032789495257641 | 115 LAUREL MATAGORDA, TX 77457 | 09/18/2025 10/16/2025 | 442 3 | \$17.00 \$25.32 | \$0.00 \$0.00 | \$42.32 | ✓ |
| 10032789417127397 | 772 LAUREL SEASONAL METER MATAGORDA, TX 77457 | 09/18/2025 10/16/2025 | 221 3 | \$8.50 \$15.50 | \$0.00 \$0.00 | \$24.00 | ✓ |
| 10032789414370120 | 487 MAGNOLIA ST UNIT MATAGORDA, TX 77457 | 09/18/2025 10/16/2025 | 1,210 7 | \$46.53 \$113.87 | \$0.00 \$0.00 | \$160.40 | ✓ |
| 10032789446568110 | 637 MARKET ST UNIT FIRESTA MATAGORDA, TX 77457 | 09/18/2025 10/16/2025 | 1,945 20 | \$74.77 \$276.04 | \$0.00 \$0.00 | \$350.81 | ✓ |
| 10032789432664941 | 2 RIVER BEND ODLT 400HPS MATAGORDA, TX 77457 | 09/18/2025 10/16/2025 | 155 - | \$5.97 \$15.47 | \$0.00 \$0.00 | \$21.44 | ✓ |
| 10032789492176731 | HIGHWAY 111 ODL MIDFIELD, TX 77458 | 09/04/2025 10/02/2025 | 104 - | \$3.99 \$12.46 | \$0.00 \$0.00 | \$16.45 | ✓ |
| 10032789459047060 | 110 JUNETTA AVE MIDFIELD, TX 77458 | 09/04/2025 10/02/2025 | 431 11 | \$16.54 \$168.90 | \$0.00 \$0.00 | \$185.44 | ✓ |



Customer Name: MATAGORDA COUNTY
Account Number: 100064844327
Invoice Number: 055603643230
Invoice Date: 11/06/2025

| ESI ID Facility ID | Service Address | Start Service End Service | kWh Actual kW/kVA | Commercial TDU Charges | Commercial Taxes TDU Taxes | Total Charges | Flag |
|------------------------|---|------------------------------|-------------------------|---------------------------|-------------------------------|------------------|------|
| 10032789459047061 | 110 JUNETTA ODLT 150HPS AL MIDFIELD, TX 77458 | 09/04/2025 10/02/2025 | 57 - | \$2.17 \$9.37 | \$0.00 \$0.00 | \$11.54 | ✓ 52 |
| 10032789461418841 | RAWLS ODL MIDFIELD, TX 77458 | 09/04/2025 10/02/2025 | 104 - | \$3.99 \$12.46 | \$0.00 \$0.00 | \$16.45 | ✓ 53 |
| 10032789433412700 | RAWLS UNIT FIRES MIDFIELD, TX 77458 | 09/04/2025 10/02/2025 | 3,818 8 | \$146.57 \$124.95 | \$0.00 \$0.00 | \$271.52 | ✓ 54 |
| 10032789441468646 | 955 STREETLIGHT STLG 1000HPS MIDFIELD, TX 77458 | 09/26/2025 10/26/2025 | 367 - | \$14.12 \$30.46 | \$0.00 \$0.00 | \$44.58 | ✓ 55 |
| 10032789440808411 | 405 COMMERCE ST PALACIOS, TX 77465-5468 | 09/22/2025 10/20/2025 | 3,260 11 | \$126.72 \$166.12 | \$0.00 \$0.00 | \$292.84 | ✓ 56 |
| 10032789474945242 | 25000 STATE HIGHWAY 35 S PALACIOS, TX 77465-1920 | 09/11/2025 10/09/2025 | 620 - | \$23.85 \$61.87 | \$0.00 \$0.00 | \$85.72 | ✓ 57 |
| 10032789453394875 | 25000 STATE HIGHWAY 35 S UNIT OFFIC PALACIOS, TX 77465-1920 | 09/11/2025 10/09/2025 | 998 6 | \$38.34 \$50.05 | \$0.00 \$0.00 | \$88.39 | ✓ 58 |
| 10032789474945241 | 25000 STATE HIGHWAY 35 S UNIT P7 PALACIOS, TX 77465-1920 | 09/11/2025 10/09/2025 | 283 8 | \$10.88 \$18.26 | \$0.00 \$0.00 | \$29.14 | ✓ 59 |
| 1008901015815710800100 | 17817 WOOD PLEDGER, TX 77468-0000 | 09/19/2025 10/19/2025 | 633 9 | \$24.34 \$105.74 | \$0.00 \$0.00 | \$130.08 | SD |

\$24,921.38

Flag Key

F - Final Bill

A - Adjusted Period

E - Estimated

Debits

-

Current Charges

\$24,921.38 ✓

Customer Name: MATAGORDA COUNTY
Account Number: 100064844327
Invoice Number: 055603643230
Invoice Date: 11/06/2025

Page 6 of 65

ESI ID Detail: 510

Service Address:

1700 7TH ST BAY CITY, TX 77414-5080

ESI ID: 10032789496308881

Product:

Fixed Price

| Meter ID | Days | Read Type | Previous Read Date | Previous Meter Read | Current Read Date | Current Meter Read | Multiplier | Usage (kWh) | Actual kW/kVA | Billed kW/kVA |
|-----------|------|-----------|--------------------|---------------------|-------------------|--------------------|------------|-------------|---------------|---------------|
| 558026869 | 30 | Actual | 09/29/2025 | ✓ 62863 | 10/28/2025 | 63350 | 192.00 | 93504 | 190 | 190 |
| TOTAL | | | | | | | | 93504 | 190 | 190 |

Electric Service Commercial

Service Period: 09/29/2025 to 10/28/2025 ✓

TXU Energy Fixed Price

| | | | |
|--|-------------|--------------|------------|
| Base Usage | 93504 kWh @ | \$ 0.0377995 | \$3,534.40 |
| Other Charges | | | \$4.48 |
| Market Securitization (Debt) Financing | | | \$41.43 |
| Other ERCOT Incremental AS Charges | | | \$11.10 |
| PUC Assessment | | | \$6.01 |
| Gross Receipts Reimb | | | \$73.18 |

| | |
|---------------------------------|-------------------|
| Total Commercial Charges | \$3,670.60 |
|---------------------------------|-------------------|

Electric Service Distribution

Service Period: 09/29/2025 to 10/28/2025

| | | | |
|--------------------------------|--------------|-------------|------------|
| Base Charge | | | \$2.28 |
| Meter Charge | | | \$19.72 |
| Distribution System Charge | 190.1 kW @ | \$ 7.148 | \$1,358.83 |
| Transmission Cost Recov Factor | 190.1 kW @ | \$ 4.375157 | \$831.72 |
| Distribution Cost Recovery | 190.1 kW @ | \$ 0.550016 | \$104.56 |
| Storm Recovery Charge | 190.1 kW @ | \$ 0.265218 | \$50.42 |
| Storm Recovery Tax Credit | 190.1 kW @ | \$ 0.013764 | \$2.62 CR |
| Energy Efficiency | 93,504 kWh @ | \$ 0.00067 | \$62.65 |
| TEEEF | 190.1 kW @ | \$ 0.2281 | \$43.36 |
| PUC Assessment | | | \$3.98 |
| Gross Receipts Reimb | | | \$48.44 |

| | |
|-----------------------------------|-------------------|
| Total Distribution Charges | \$2,523.34 |
|-----------------------------------|-------------------|

| | |
|---------------------------------|---------------------|
| TOTAL CHARGES FOR ESI ID | \$6,193.94 ✓ |
|---------------------------------|---------------------|



Customer Name: MATAGORDA COUNTY
Account Number: 100064844327
Invoice Number: 055603643230
Invoice Date: 11/06/2025

Page 7 of 65

ESI ID Detail: 508

Service Address: 2200 7TH ST BAY CITY, TX 77414-5254
Product: Fixed Price

ESI ID: 10032789456726070

| Meter ID | Days | Read Type | Previous Read Date | Previous Meter Read | Current Read Date | Current Meter Read | Multiplier | Usage (kWh) | Actual kW/kVA | Billed kW/kVA |
|-----------|------|-----------|--------------------|---------------------|-------------------|--------------------|------------|-------------|---------------|---------------|
| 558785152 | 29 | Actual | 09/04/2025 | ✓ 97311 | 10/02/2025 | 98199 | 40.00 | 35520 | 110 | 110 |
| TOTAL | | | | | | | | 35520 | 110 | 110 |

Electric Service Commercial

Service Period: 09/04/2025 to 10/02/2025 ✓

TXU Energy Fixed Price

| | | | |
|--|-------------|--------------|------------|
| Base Usage | 35520 kWh @ | \$ 0.0377995 | \$1,342.64 |
| Other Charges | | | \$0.52 |
| Market Securitization (Debt) Financing | | | \$14.43 |
| Other ERCOT Incremental AS Charges | | | \$3.76 |
| PUC Assessment | | | \$2.28 |
| Gross Receipts Reimb | | | \$27.74 |

| | |
|--------------------------|------------|
| Total Commercial Charges | \$1,391.37 |
|--------------------------|------------|

Electric Service Distribution

Service Period: 09/04/2025 to 10/02/2025

| | | | |
|--------------------------------|--------------|-------------|-----------|
| Base Charge | | \$2.28 | |
| Meter Charge | | \$19.72 | |
| Distribution System Charge | 109.5 kW @ | \$ 7.148 | \$782.71 |
| Transmission Cost Recov Factor | 109.5 kW @ | \$ 4.375157 | \$479.08 |
| Distribution Cost Recovery | 109.5 kW @ | \$ 0.550016 | \$60.23 |
| Storm Recovery Charge | 109.5 kW @ | \$ 0.265218 | \$29.04 |
| Storm Recovery Tax Credit | 109.5 kW @ | \$ 0.013764 | \$1.51 CR |
| Energy Efficiency | 35,520 kWh @ | \$ 0.00067 | \$23.80 |
| TEEEF | 109.5 kW @ | \$ 0.2281 | \$24.98 |
| PUC Assessment | | | \$2.29 |
| Gross Receipts Reimb | | | \$27.84 |

| | |
|----------------------------|------------|
| Total Distribution Charges | \$1,450.46 |
|----------------------------|------------|

| | |
|--------------------------|--------------|
| TOTAL CHARGES FOR ESI ID | \$2,841.83 ✓ |
|--------------------------|--------------|

Customer Name: MATAGORDA COUNTY
Account Number: 100064844327
Invoice Number: 055603643230
Invoice Date: 11/06/2025

Page 8 of 65

ESI ID Detail: 508

Service Address:
Product:

2200 7TH ST UNIT FL BAY CITY, TX 77414-5254
Fixed Price

ESI ID: 10032789456726072

| Meter ID | Days | Read Type | Previous Read Date | Previous Meter Read | Current Read Date | Current Meter Read | Multiplier | Usage (kWh) | Actual kW/kVA | Billed kW/kVA |
|--------------|------|-----------|--------------------|---------------------|-------------------|--------------------|------------|-------------|---------------|---------------|
| 7007055046SD | 29 | Actual | 09/04/2025 | 0 | 10/02/2025 | ✓ 155 | 1.00 | 155 | | |
| TOTAL | | | | | | | | 155 | 0 | 0 |

Electric Service Commercial

Service Period: 09/04/2025 to 10/02/2025 ✓

TXU Energy Fixed Price

Base Usage

155 kWh @ \$ 0.0377995 \$5.86

Market Securitization (Debt) Financing

\$0.06

Other ERCOT Incremental AS Charges

\$0.02

PUC Assessment

\$0.01

Gross Receipts Reimb

\$0.12

Total Commercial Charges

\$6.07

Electric Service Distribution

Service Period: 09/04/2025 to 10/02/2025

Outdoor Lighting - Facilities

\$7.51

Distribution System Charge

155 kWh @ \$ 0.0264516 \$4.10

Transmission Cost Recov Factor

155 kWh @ \$ 0.0108387 \$1.68

Distribution Cost Recovery

155 kWh @ \$ 0.0042581 \$0.66

Storm Recovery Charge

155 kWh @ \$ 0.0092903 \$1.44

Storm Recovery Tax Credit

155 kWh @ \$ 0.0004516 \$0.07 CR

TEEEF

155 kWh @ \$ 0.0008387 \$0.13

PUC Assessment

\$0.02

Gross Receipts Reimb

\$0.28

Total Distribution Charges

\$15.75

TOTAL CHARGES FOR ESI ID

\$21.82 ✓

DST 00072061



Customer Name: MATAGORDA COUNTY
Account Number: 100064844327
Invoice Number: 055603643230
Invoice Date: 11/06/2025

ESI ID Detail: 508

Service Address: 2200 7TH ST UNIT FL BAY CITY, TX 77414-5254
Product: Fixed Price

ESI ID: 10032789456726071

| Meter ID | Days | Read Type | Previous Read Date | Previous Meter Read | Current Read Date | Current Meter Read | Multiplier | Usage (kWh) | Actual kW/kVA | Billed kW/kVA |
|--------------|------|-----------|--------------------|---------------------|-------------------|--------------------|------------|-------------|---------------|---------------|
| 7007055012SD | 29 | Actual | 09/04/2025 | 0 | 10/02/2025 | ✓ 208 | 1.00 | 208 | | |
| TOTAL | | | | | | | | 208 | 0 | 0 |

Electric Service Commercial

Service Period: 09/04/2025 to 10/02/2025 ✓
TXU Energy Fixed Price

| | | | |
|--|-----------|--------------|--------|
| Base Usage | 208 kWh @ | \$ 0.0377995 | \$7.86 |
| Market Securitization (Debt) Financing | | | \$0.08 |
| Other ERCOT Incremental AS Charges | | | \$0.03 |
| PUC Assessment | | | \$0.01 |
| Gross Receipts Reimb | | | \$0.16 |

| | |
|--------------------------|--------|
| Total Commercial Charges | \$8.14 |
|--------------------------|--------|

Electric Service Distribution

Service Period: 09/04/2025 to 10/02/2025

| | | | |
|--------------------------------|-----------|--------------|-----------|
| Outdoor Lighting - Facilities | | | \$14.22 |
| Distribution System Charge | 208 kWh @ | \$ 0.0264423 | \$5.50 |
| Transmission Cost Recov Factor | 208 kWh @ | \$ 0.0108173 | \$2.25 |
| Distribution Cost Recovery | 208 kWh @ | \$ 0.0042308 | \$0.88 |
| Storm Recovery Charge | 208 kWh @ | \$ 0.0093269 | \$1.94 |
| Storm Recovery Tax Credit | 208 kWh @ | \$ 0.0004808 | \$0.10 CR |
| TEEEF | 208 kWh @ | \$ 0.0008173 | \$0.17 |
| PUC Assessment | | | \$0.04 |
| Gross Receipts Reimb | | | \$0.46 |

| | |
|----------------------------|---------|
| Total Distribution Charges | \$25.36 |
|----------------------------|---------|

| | |
|--------------------------|-----------|
| TOTAL CHARGES FOR ESI ID | \$33.50 ✓ |
|--------------------------|-----------|

Customer Name: MATAGORDA COUNTY
Account Number: 100064844327
Invoice Number: 055603643230
Invoice Date: 11/06/2025

Page 10 of 65

ESI ID Detail:

612

Service Address:

NICHOLS AVE UNIT 400FLD2 BAY CITY, TX 77414

ESI ID: 10032789485513551

Product:

Fixed Price

| Meter ID | Days | Read Type | Previous Read Date | Previous Meter Read | Current Read Date | Current Meter Read | Multiplier | Usage (kWh) | Actual kW/kVA | Billed kW/kVA |
|--------------|------|-----------|--------------------|---------------------|-------------------|--------------------|------------|-------------|---------------|---------------|
| 7007116651SD | 31 | Actual | 09/26/2025 | 0 | 10/26/2025 | ✓ 155 | 1.00 | 155 | | |
| TOTAL | | | | | | | | 155 | 0 | 0 |

Electric Service Commercial

Service Period: 09/26/2025 to 10/26/2025 ✓

TXU Energy Fixed Price

| | | | |
|--|-----------|--------------|--------|
| Base Usage | 155 kWh @ | \$ 0.0377995 | \$5.86 |
| Other Charges | | | \$0.01 |
| Market Securitization (Debt) Financing | | | \$0.07 |
| Other ERCOT Incremental AS Charges | | | \$0.02 |
| PUC Assessment | | | \$0.01 |

| | |
|---------------------------------|---------------|
| Total Commercial Charges | \$5.97 |
|---------------------------------|---------------|

Electric Service Distribution

Service Period: 09/26/2025 to 10/26/2025

| | | | |
|--------------------------------|-----------|--------------|-----------|
| Outdoor Lighting - Facilities | | | \$7.51 |
| Distribution System Charge | 155 kWh @ | \$ 0.0264516 | \$4.10 |
| Transmission Cost Recov Factor | 155 kWh @ | \$ 0.0108387 | \$1.68 |
| Distribution Cost Recovery | 155 kWh @ | \$ 0.0042581 | \$0.66 |
| Storm Recovery Charge | 155 kWh @ | \$ 0.0092903 | \$1.44 |
| Storm Recovery Tax Credit | 155 kWh @ | \$ 0.0004516 | \$0.07 CR |
| TEEEF | 155 kWh @ | \$ 0.0008387 | \$0.13 |
| PUC Assessment | | | \$0.02 |

| | |
|-----------------------------------|----------------|
| Total Distribution Charges | \$15.47 |
|-----------------------------------|----------------|

| | |
|---------------------------------|------------------|
| TOTAL CHARGES FOR ESI ID | \$21.44 ✓ |
|---------------------------------|------------------|



Customer Name: MATAGORDA COUNTY
Account Number: 100064844327
Invoice Number: 055603643230
Invoice Date: 11/06/2025

Page 11 of 65

ESI ID Detail: 512

Service Address: 2323 AVENUE E BAY CITY, TX 77414-6001
Product: Fixed Price

ESI ID: 10032789405892401

| Meter ID | Days | Read Type | Previous Read Date | Previous Meter Read | Current Read Date | Current Meter Read | Multiplier | Usage (kWh) | Actual kW/kVA | Billed kW/kVA |
|--------------|------|-----------|--------------------|---------------------|-------------------|--------------------|------------|-------------|---------------|---------------|
| 7006958123SD | 29 | Actual | 09/30/2025 | 0 | 10/28/2025 | ✓ 104 | 1.00 | 104 | | |
| TOTAL | | | | | | | | 104 | 0 | 0 |

Electric Service Commercial

Service Period: 09/30/2025 to 10/28/2025 ✓
TXU Energy Fixed Price

| | | | |
|--|-----------|--------------|--------|
| Base Usage | 104 kWh @ | \$ 0.0377995 | \$3.93 |
| Other Charges | | | \$0.01 |
| Market Securitization (Debt) Financing | | | \$0.04 |
| Other ERCOT Incremental AS Charges | | | \$0.01 |
| PUC Assessment | | | \$0.01 |
| Gross Receipts Reimb | | | \$0.08 |

| | |
|--------------------------|--------|
| Total Commercial Charges | \$4.08 |
|--------------------------|--------|

Electric Service Distribution

Service Period: 09/30/2025 to 10/28/2025

| | | | |
|--------------------------------|-----------|--------------|-----------|
| Outdoor Lighting - Facilities | | \$7.11 | |
| Distribution System Charge | 104 kWh @ | \$ 0.0264423 | \$2.75 |
| Transmission Cost Recov Factor | 104 kWh @ | \$ 0.0108654 | \$1.13 |
| Distribution Cost Recovery | 104 kWh @ | \$ 0.0042308 | \$0.44 |
| Storm Recovery Charge | 104 kWh @ | \$ 0.0093269 | \$0.97 |
| Storm Recovery Tax Credit | 104 kWh @ | \$ 0.0004808 | \$0.05 CR |
| TEEEF | 104 kWh @ | \$ 0.0008654 | \$0.09 |
| PUC Assessment | | | \$0.02 |
| Gross Receipts Reimb | | | \$0.23 |

| | |
|----------------------------|---------|
| Total Distribution Charges | \$12.69 |
|----------------------------|---------|

| | |
|--------------------------|-----------|
| TOTAL CHARGES FOR ESI ID | \$16.77 ✓ |
|--------------------------|-----------|

Customer Name: MATAGORDA COUNTY
Account Number: 100064844327
Invoice Number: 055603643230
Invoice Date: 11/06/2025

Page 12 of 65

ESI ID Detail:

512

Service Address:

2323 AVENUE E BAY CITY, TX 77414-6001

ESI ID: 10032789405892400

Product:

Fixed Price

| Meter ID | Days | Read Type | Previous Read Date | Previous Meter Read | Current Read Date | Current Meter Read | Multiplier | Usage (kWh) | Actual kW/kVA | Billed kW/kVA |
|-----------|------|-----------|--------------------|---------------------|-------------------|--------------------|------------|-------------|---------------|---------------|
| 558782187 | 29 | Actual | 09/30/2025 | ✓ 49797 | 10/28/2025 | 50161 | 192.00 | 69888 | 131 | 130 |
| TOTAL | | | | | | | | 69888 | 131 | 130 |

Electric Service Commercial

Service Period: 09/30/2025 to 10/28/2025 ✓

TXU Energy Fixed Price

Base Usage

69888 kWh @ \$ 0.0377995 \$2,641.73

Other Charges

\$3.41

Market Securitization (Debt) Financing

\$30.96

Other ERCOT Incremental AS Charges

\$8.25

PUC Assessment

\$4.49

Gross Receipts Reimb

\$54.70

Total Commercial Charges

\$2,743.54

Electric Service Distribution

Service Period: 09/30/2025 to 10/28/2025

Base Charge

\$2.28

Meter Charge

\$19.72

Distribution System Charge

129.6 kW @ \$ 7.148 \$926.38

Transmission Cost Recov Factor

129.6 kW @ \$ 4.375157 \$567.02

Distribution Cost Recovery

129.6 kW @ \$ 0.550016 \$71.28

Storm Recovery Charge

129.6 kW @ \$ 0.265218 \$34.37

Storm Recovery Tax Credit

129.6 kW @ \$ 0.013764 \$1.78 CR

Energy Efficiency

69,888 kWh @ \$ 0.00067 \$46.82

TEEEF

129.6 kW @ \$ 0.2281 \$29.56

PUC Assessment

\$2.73

Gross Receipts Reimb

\$33.25

Total Distribution Charges

\$1,731.63

TOTAL CHARGES FOR ESI ID

\$4,475.17 ✓



Customer Name: MATAGORDA COUNTY
Account Number: 100064844327
Invoice Number: 055603643230
Invoice Date: 11/06/2025

Page 13 of 65

ESI ID Detail: 560

Service Address: 2308 AVENUE F BAY CITY, TX 77414-6045
Product: Fixed Price

ESI ID: 10032789485567631

| Meter ID | Days | Read Type | Previous Read Date | Previous Meter Read | Current Read Date | Current Meter Read | Multiplier | Usage (kWh) | Actual kW/kVA | Billed kW/kVA |
|-----------|------|-----------|--------------------|---------------------|-------------------|--------------------|------------|-------------|---------------|---------------|
| 558782938 | 30 | Actual | 09/29/2025 | ✓ 24937 | 10/28/2025 | 25116 | 80.00 | 14320 | 34 | 34 |
| TOTAL | | | | | | | | 14320 | 34 | 34 |

Electric Service Commercial

Service Period: 09/29/2025 to 10/28/2025 ✓

TXU Energy Fixed Price

| | | | |
|--|-------------|--------------|----------|
| Base Usage | 14320 kWh @ | \$ 0.0377995 | \$541.29 |
| Other Charges | | | \$0.72 |
| Market Securitization (Debt) Financing | | | \$6.34 |
| Other ERCOT Incremental AS Charges | | | \$1.72 |
| PUC Assessment | | | \$0.92 |
| Gross Receipts Reimb | | | \$11.21 |

Total Commercial Charges \$562.20

Electric Service Distribution

Service Period: 09/29/2025 to 10/28/2025

| | | | |
|--------------------------------|--------------|-------------|-----------|
| Base Charge | | | \$2.28 |
| Meter Charge | | | \$19.72 |
| Distribution System Charge | 33.5 kW @ | \$ 7.148 | \$239.46 |
| Transmission Cost Recov Factor | 33.5 kW @ | \$ 4.375157 | \$146.57 |
| Distribution Cost Recovery | 33.5 kW @ | \$ 0.550016 | \$18.43 |
| Storm Recovery Charge | 33.5 kW @ | \$ 0.265218 | \$8.88 |
| Storm Recovery Tax Credit | 33.5 kW @ | \$ 0.013764 | \$0.46 CR |
| Energy Efficiency | 14,320 kWh @ | \$ 0.00067 | \$9.59 |
| TEEEF | 33.5 kW @ | \$ 0.2281 | \$7.64 |
| PUC Assessment | | | \$0.73 |
| Gross Receipts Reimb | | | \$8.88 |

Total Distribution Charges \$461.72

TOTAL CHARGES FOR ESI ID \$1,023.92 ✓

Customer Name: MATAGORDA COUNTY
Account Number: 100064844327
Invoice Number: 055603643230
Invoice Date: 11/06/2025

Page 14 of 65

ESI ID Detail: 509
Service Address: QTOB
Product:

2021 AVENUE G BLDG 1 BAY CITY, TX 77414-5003
Fixed Price

ESI ID: 10032789499291957

| Meter ID | Days | Read Type | Previous Read Date | Previous Meter Read | Current Read Date | Current Meter Read | Multiplier | Usage (kWh) | Actual kW/kVA | Billed kW/kVA |
|-----------|------|-----------|--------------------|---------------------|-------------------|--------------------|------------|-------------|---------------|---------------|
| 558782912 | 29 | Actual | 09/30/2025 | ✓135336 | 10/28/2025 | 136125 | 40.00 | 31560 | 90 | 90 |
| TOTAL | | | | | | | | 31560 | 90 | 90 |

Electric Service Commercial

Service Period: 09/30/2025 to 10/28/2025 ✓
TXU Energy Fixed Price

| | | | |
|--|-------------|--------------|------------|
| Base Usage | 31560 kWh @ | \$ 0.0377995 | \$1,192.95 |
| Other Charges | | | \$1.61 |
| Market Securitization (Debt) Financing | | | \$13.98 |
| Other ERCOT Incremental AS Charges | | | \$3.76 |
| PUC Assessment | | | \$2.03 |
| Gross Receipts Reimb | | | \$24.70 |

| | |
|--------------------------|------------|
| Total Commercial Charges | \$1,239.03 |
|--------------------------|------------|

Electric Service Distribution

Service Period: 09/30/2025 to 10/28/2025

| | | | |
|--------------------------------|--------------|-------------|-----------|
| Base Charge | | | \$2.28 |
| Meter Charge | | | \$19.72 |
| Distribution System Charge | 89.9 kW @ | \$ 7.148 | \$642.61 |
| Transmission Cost Recov Factor | 89.9 kW @ | \$ 4.375157 | \$393.33 |
| Distribution Cost Recovery | 89.9 kW @ | \$ 0.550016 | \$49.45 |
| Storm Recovery Charge | 90.9 kW @ | \$ 0.265218 | \$24.11 |
| Storm Recovery Tax Credit | 90.9 kW @ | \$ 0.013764 | \$1.25 CR |
| Energy Efficiency | 31,560 kWh @ | \$ 0.00067 | \$21.15 |
| TEEEF | 89.9 kW @ | \$ 0.2281 | \$20.51 |
| PUC Assessment | | | \$1.89 |
| Gross Receipts Reimb | | | \$22.97 |

| | |
|----------------------------|------------|
| Total Distribution Charges | \$1,196.77 |
|----------------------------|------------|

| | |
|--------------------------|--------------|
| TOTAL CHARGES FOR ESI ID | \$2,435.80 ✓ |
|--------------------------|--------------|



Customer Name: MATAGORDA COUNTY
Account Number: 100064844327
Invoice Number: 055603643230
Invoice Date: 11/06/2025

Page 15 of 65

ESI ID Detail:

661

Service Address:

4511 FM 2668 UNIT 1 BAY CITY, TX 77414-3991

ESI ID: 10032789419218250

Product:

Fixed Price

| Meter ID | Days | Read Type | Previous Read Date | Previous Meter Read | Current Read Date | Current Meter Read | Multiplier | Usage (kWh) | Actual kW/kVA | Billed kW/kVA |
|-----------|------|-----------|--------------------|---------------------|-------------------|--------------------|------------|-------------|---------------|---------------|
| 592403229 | 30 | Actual | 09/07/2025 | ✓ 2144 | 10/06/2025 | 2230 | 160.00 | 13760 | 48 | 48 |
| TOTAL | | | | | | | | 13760 | 48 | 48 |

Electric Service Commercial

Service Period: 09/07/2025 to 10/06/2025 ✓

TXU Energy Fixed Price

| | | | |
|--|-------------|--------------|----------|
| Base Usage | 13760 kWh @ | \$ 0.0377995 | \$520.12 |
| Other Charges | | | \$0.22 |
| Market Securitization (Debt) Financing | | | \$6.10 |
| Other ERCOT Incremental AS Charges | | | \$1.41 |
| PUC Assessment | | | \$0.88 |

| | |
|--------------------------|----------|
| Total Commercial Charges | \$528.73 |
|--------------------------|----------|

Electric Service Distribution

Service Period: 09/07/2025 to 10/06/2025

| | | | |
|--------------------------------|--------------|-------------|-----------|
| Base Charge | | \$2.28 | |
| Meter Charge | | \$19.72 | |
| Distribution System Charge | 48 kW @ | \$ 7.148 | \$343.10 |
| Transmission Cost Recov Factor | 48 kW @ | \$ 4.375157 | \$210.01 |
| Distribution Cost Recovery | 48 kW @ | \$ 0.550016 | \$26.40 |
| Storm Recovery Charge | 75.8 kW @ | \$ 0.265218 | \$20.10 |
| Storm Recovery Tax Credit | 75.8 kW @ | \$ 0.013764 | \$1.04 CR |
| Energy Efficiency | 13,760 kWh @ | \$ 0.00067 | \$9.22 |
| TEEEF | 48 kW @ | \$ 0.2281 | \$10.95 |
| PUC Assessment | | | \$1.02 |

| | |
|----------------------------|----------|
| Total Distribution Charges | \$641.76 |
|----------------------------|----------|

| | |
|--------------------------|--------------|
| TOTAL CHARGES FOR ESI ID | \$1,170.49 ✓ |
|--------------------------|--------------|

Customer Name: MATAGORDA COUNTY
Account Number: 100064844327
Invoice Number: 055603643230
Invoice Date: 11/06/2025

Page 16 of 65

ESI ID Detail: 661

Service Address:
Product:

4511 FM 2668 UNIT 2 BAY CITY, TX 77414-3991
Fixed Price

ESI ID: 10032789474465420

| Meter ID | Days | Read Type | Previous Read Date | Previous Meter Read | Current Read Date | Current Meter Read | Multiplier | Usage (kWh) | Actual kW/kVA | Billed kW/kVA |
|-----------|------|-----------|--------------------|---------------------|-------------------|--------------------|------------|-------------|---------------|---------------|
| 592402234 | 29 | Actual | 09/08/2025 | ✓ 621 | 10/06/2025 | 659 | 100.00 | 3800 | 34 | 34 |
| TOTAL | | | | | | | | 3800 | 34 | 34 |

Electric Service Commercial

Service Period: 09/08/2025 to 10/06/2025 ✓

TXU Energy Fixed Price

| | | | |
|--|------------|--------------|----------|
| Base Usage | 3800 kWh @ | \$ 0.0377995 | \$143.64 |
| Other Charges | | | \$0.06 |
| Market Securitization (Debt) Financing | | | \$1.69 |
| Other ERCOT Incremental AS Charges | | | \$0.39 |
| PUC Assessment | | | \$0.24 |

| | |
|---------------------------------|-----------------|
| Total Commercial Charges | \$146.02 |
|---------------------------------|-----------------|

Electric Service Distribution

Service Period: 09/08/2025 to 10/06/2025

| | | | |
|--------------------------------|-------------|-------------|-----------|
| Base Charge | | \$2.28 | |
| Meter Charge | | \$19.72 | |
| Distribution System Charge | 34 kW @ | \$ 7.148 | \$243.03 |
| Transmission Cost Recov Factor | 34 kW @ | \$ 4.375157 | \$148.76 |
| Distribution Cost Recovery | 34 kW @ | \$ 0.550016 | \$18.70 |
| Storm Recovery Charge | 34 kW @ | \$ 0.265218 | \$9.02 |
| Storm Recovery Tax Credit | 34 kW @ | \$ 0.013764 | \$0.47 CR |
| Energy Efficiency | 3,800 kWh @ | \$ 0.00067 | \$2.55 |
| TEEEF | 34 kW @ | \$ 0.2281 | \$7.76 |
| PUC Assessment | | | \$0.73 |

| | |
|-----------------------------------|-----------------|
| Total Distribution Charges | \$452.08 |
|-----------------------------------|-----------------|

| | |
|---------------------------------|-------------------|
| TOTAL CHARGES FOR ESI ID | \$598.10 ✓ |
|---------------------------------|-------------------|



Customer Name: MATAGORDA COUNTY
Account Number: 100064844327
Invoice Number: 055603643230
Invoice Date: 11/06/2025

ESI ID Detail: 661

Service Address: 4511 FM 2668 UNIT 3 BAY CITY, TX 77414-3991
Product: Fixed Price

ESI ID: 10032789406762840

| Meter ID | Days | Read Type | Previous Read Date | Previous Meter Read | Current Read Date | Current Meter Read | Multiplier | Usage (kWh) | Actual kW/kVA | Billed kW/kVA |
|-----------|------|-----------|--------------------|---------------------|-------------------|--------------------|------------|-------------|---------------|---------------|
| 171155561 | 30 | Actual | 09/06/2025 | ✓ 21947 | 10/05/2025 | 22553 | 1.00 | 606 | 5 | 5 |
| TOTAL | | | | | | | | 606 | 5 | 5 |

Electric Service Commercial

Service Period: 09/06/2025 to 10/05/2025 ✓
TXU Energy Fixed Price

| | | | |
|--|-----------|--------------|---------|
| Base Usage | 606 kWh @ | \$ 0.0377995 | \$22.91 |
| Other Charges | | | \$0.01 |
| Market Securitization (Debt) Financing | | | \$0.25 |
| Other ERCOT Incremental AS Charges | | | \$0.06 |
| PUC Assessment | | | \$0.04 |

| | |
|--------------------------|---------|
| Total Commercial Charges | \$23.27 |
|--------------------------|---------|

Electric Service Distribution

Service Period: 09/06/2025 to 10/05/2025

| | | | |
|--------------------------------|-----------|-------------|-----------|
| Base Charge | | | \$2.28 |
| Meter Charge | | | \$19.72 |
| Distribution System Charge | 5.4 kW @ | \$ 7.148 | \$38.60 |
| Transmission Cost Recov Factor | 5.4 kW @ | \$ 4.375157 | \$23.63 |
| Distribution Cost Recovery | 5.4 kW @ | \$ 0.550016 | \$2.97 |
| Storm Recovery Charge | 26.6 kW @ | \$ 0.265218 | \$7.05 |
| Storm Recovery Tax Credit | 26.6 kW @ | \$ 0.013764 | \$0.37 CR |
| Energy Efficiency | 606 kWh @ | \$ 0.00067 | \$0.41 |
| TEEEF | 5.4 kW @ | \$ 0.2281 | \$1.23 |
| PUC Assessment | | | \$0.15 |

| | |
|----------------------------|---------|
| Total Distribution Charges | \$95.67 |
|----------------------------|---------|

| | |
|--------------------------|------------|
| TOTAL CHARGES FOR ESI ID | \$118.94 ✓ |
|--------------------------|------------|

Customer Name: MATAGORDA COUNTY
Account Number: 100064844327
Invoice Number: 055603643230
Invoice Date: 11/06/2025

Page 18 of 65

ESI ID Detail: 661

Service Address:
Product:

4511 FM 2668 UNIT 4 BAY CITY, TX 77414-3991
Fixed Price

ESI ID: 10032789499566851

| Meter ID | Days | Read Type | Previous Read Date | Previous Meter Read | Current Read Date | Current Meter Read | Multiplier | Usage (kWh) | Actual kW/kVA | Billed kW/kVA |
|-----------|------|-----------|--------------------|---------------------|-------------------|--------------------|------------|-------------|---------------|---------------|
| 119431781 | 29 | Actual | 09/08/2025 | ✓ 23858 | 10/06/2025 | 23933 | 1.00 | 75 | 11 | 11 |
| TOTAL | | | | | | | | 75 | 11 | 11 |

Electric Service Commercial

Service Period: 09/08/2025 to 10/06/2025 ✓

TXU Energy Fixed Price

Base Usage

75 kWh @ \$ 0.0377995 \$2.83

Market Securitization (Debt) Financing

\$0.03

Other ERCOT Incremental AS Charges

\$0.01

Total Commercial Charges

\$2.87

Electric Service Distribution

Service Period: 09/08/2025 to 10/06/2025

Base Charge

\$2.28

Meter Charge

\$19.72

Distribution System Charge

11.3 kW @ \$ 7.148 \$80.77

Transmission Cost Recov Factor

11.3 kW @ \$ 4.375157 \$49.44

Distribution Cost Recovery

11.3 kW @ \$ 0.550016 \$6.22

Storm Recovery Charge

11.3 kW @ \$ 0.265218 \$3.00

Storm Recovery Tax Credit

11.3 kW @ \$ 0.013764 \$0.16 CR

Energy Efficiency

75 kWh @ \$ 0.00067 \$0.05

TEEEF

11.3 kW @ \$ 0.2281 \$2.58

PUC Assessment

\$0.26

Total Distribution Charges

\$164.16

TOTAL CHARGES FOR ESI ID

\$167.03 ✓



Customer Name: MATAGORDA COUNTY
Account Number: 100064844327
Invoice Number: 055603643230
Invoice Date: 11/06/2025

Page 19 of 65

ESI ID Detail:

661

Service Address:

4511 FM 2668 UNIT 5 BAY CITY, TX 77414-3991

ESI ID: 10032789444026850

Product:

Fixed Price

| Meter ID | Days | Read Type | Previous Read Date | Previous Meter Read | Current Read Date | Current Meter Read | Multiplier | Usage (kWh) | Actual kW/kVA | Billed kW/kVA |
|--------------|------|-----------|--------------------|---------------------|-------------------|--------------------|------------|-------------|---------------|---------------|
| 151900075 | 29 | Actual | 09/08/2025 | ✓ 35817 | 10/06/2025 | 37305 | 1.00 | 1488 | 19 | 19 |
| TOTAL | | | | | | | | 1488 | 19 | 19 |

Electric Service Commercial

Service Period: 09/08/2025 to 10/06/2025 ✓

TXU Energy Fixed Price

| | | | |
|--|------------|--------------|---------|
| Base Usage | 1488 kWh @ | \$ 0.0377995 | \$56.25 |
| Other Charges | | | \$0.02 |
| Market Securitization (Debt) Financing | | | \$0.66 |
| Other ERCOT Incremental AS Charges | | | \$0.15 |
| PUC Assessment | | | \$0.10 |

Total Commercial Charges \$57.18

Electric Service Distribution

Service Period: 09/08/2025 to 10/06/2025

| | | | |
|--------------------------------|-------------|-------------|-----------|
| Base Charge | | | \$2.28 |
| Meter Charge | | | \$19.72 |
| Distribution System Charge | 19.3 kW @ | \$ 7.148 | \$137.96 |
| Transmission Cost Recov Factor | 19.3 kW @ | \$ 4.375157 | \$84.44 |
| Distribution Cost Recovery | 19.3 kW @ | \$ 0.550016 | \$10.62 |
| Storm Recovery Charge | 19.3 kW @ | \$ 0.265218 | \$5.12 |
| Storm Recovery Tax Credit | 19.3 kW @ | \$ 0.013764 | \$0.27 CR |
| Energy Efficiency | 1,488 kWh @ | \$ 0.00067 | \$1.00 |
| TEEEF | 19.3 kW @ | \$ 0.2281 | \$4.40 |
| PUC Assessment | | | \$0.43 |

Total Distribution Charges \$265.70

TOTAL CHARGES FOR ESI ID \$322.88 ✓

Customer Name: MATAGORDA COUNTY
Account Number: 100064844327
Invoice Number: 055603643230
Invoice Date: 11/06/2025

ESI ID Detail: 661

Service Address: 4511 FM 2668 UNIT 6 BAY CITY, TX 77414-3991
Product: Fixed Price

ESI ID: 10032789407891290

| Meter ID | Days | Read Type | Previous Read Date | Previous Meter Read | Current Read Date | Current Meter Read | Multiplier | Usage (kWh) | Actual kW/kVA | Billed kW/kVA |
|-----------|------|-----------|--------------------|---------------------|-------------------|--------------------|------------|-------------|---------------|---------------|
| 200574765 | 30 | Actual | 09/06/2025 | ✓ 79158 | 10/05/2025 | 80266 | 1.00 | 1108 | 13 | 13 |
| TOTAL | | | | | | | | 1108 | 13 | 13 |

Electric Service Commercial

Service Period: 09/06/2025 to 10/05/2025 ✓

TXU Energy Fixed Price

| | | | |
|--|------------|--------------|---------|
| Base Usage | 1108 kWh @ | \$ 0.0377995 | \$41.88 |
| Other Charges | | | \$0.02 |
| Market Securitization (Debt) Financing | | | \$0.45 |
| Other ERCOT Incremental AS Charges | | | \$0.11 |
| PUC Assessment | | | \$0.07 |

| | |
|--------------------------|---------|
| Total Commercial Charges | \$42.53 |
|--------------------------|---------|

Electric Service Distribution

Service Period: 09/06/2025 to 10/05/2025

| | | |
|--------------------------------|-------------|-------------|
| Base Charge | | \$2.28 |
| Meter Charge | | \$19.72 |
| Distribution System Charge | 13 kW @ | \$ 7.148 |
| Transmission Cost Recov Factor | 13 kW @ | \$ 4.375157 |
| Distribution Cost Recovery | 13 kW @ | \$ 0.550016 |
| Storm Recovery Charge | 32.2 kW @ | \$ 0.265218 |
| Storm Recovery Tax Credit | 32.2 kW @ | \$ 0.013764 |
| Energy Efficiency | 1,108 kWh @ | \$ 0.00067 |
| TEEEF | 13 kW @ | \$ 0.2281 |
| PUC Assessment | | \$0.30 |

| | |
|----------------------------|----------|
| Total Distribution Charges | \$191.06 |
|----------------------------|----------|

| | |
|--------------------------|------------|
| TOTAL CHARGES FOR ESI ID | \$233.59 ✓ |
|--------------------------|------------|



Customer Name: MATAGORDA COUNTY
Account Number: 100064844327
Invoice Number: 055603643230
Invoice Date: 11/06/2025

ESI ID Detail: 661

Service Address: 4511 FM 2668 UNIT 7 BAY CITY, TX 77414-3991
Product: Fixed Price

ESI ID: 10032789420166760

| Meter ID | Days | Read Type | Previous Read Date | Previous Meter Read | Current Read Date | Current Meter Read | Multiplier | Usage (kWh) | Actual kW/kVA | Billed kW/kVA |
|-----------|------|-----------|--------------------|---------------------|-------------------|--------------------|------------|-------------|---------------|---------------|
| 200229223 | 29 | Actual | 09/08/2025 | ✓ 513 | 10/06/2025 | 525 | 1.00 | 12 | 0 | 0 |
| TOTAL | | | | | | | | 12 | 0 | 0 |

Electric Service Commercial

Service Period: 09/08/2025 to 10/06/2025 ✓

TXU Energy Fixed Price

| | | | |
|--|----------|--------------|--------|
| Base Usage | 12 kWh @ | \$ 0.0377995 | \$0.45 |
| Market Securitization (Debt) Financing | | | \$0.01 |

| | |
|---------------------------------|---------------|
| Total Commercial Charges | \$0.46 |
|---------------------------------|---------------|

Electric Service Distribution

Service Period: 09/08/2025 to 10/06/2025

| | | | |
|--------------------------------|----------|-------------|--------|
| Base Charge | | \$1.45 | |
| Meter Charge | | \$4.21 | |
| Distribution System Charge | 12 kWh @ | \$ 0.026454 | \$0.32 |
| Transmission Cost Recov Factor | 12 kWh @ | \$ 0.010825 | \$0.13 |
| Distribution Cost Recovery | 12 kWh @ | \$ 0.004234 | \$0.05 |
| Storm Recovery Charge | 12 kWh @ | \$ 0.001424 | \$0.02 |
| Energy Efficiency | 12 kWh @ | \$ 0.000693 | \$0.01 |
| TEEEF | 12 kWh @ | \$ 0.00084 | \$0.01 |
| PUC Assessment | | | \$0.01 |

| | |
|-----------------------------------|---------------|
| Total Distribution Charges | \$6.21 |
|-----------------------------------|---------------|

| | |
|---------------------------------|-----------------|
| TOTAL CHARGES FOR ESI ID | \$6.67 ✓ |
|---------------------------------|-----------------|

Customer Name: MATAGORDA COUNTY
Account Number: 100064844327
Invoice Number: 055603643230
Invoice Date: 11/06/2025

Page 22 of 65

ESI ID Detail:

661

Service Address:

4511 FM 2668 UNIT 8 BAY CITY, TX 77414-3991

ESI ID: 10032789419036321

Product:

Fixed Price

| Meter ID | Days | Read Type | Previous Read Date | Previous Meter Read | Current Read Date | Current Meter Read | Multiplier | Usage (kWh) | Actual kW/kVA | Billed kW/kVA |
|-----------|------|-----------|--------------------|---------------------|-------------------|--------------------|------------|-------------|---------------|---------------|
| 125243718 | 29 | Actual | 09/08/2025 | ✓ 15204 | 10/06/2025 | 15206 | 1.00 | 2 | | |
| TOTAL | | | | | | | | 2 | 0 | 0 |

Electric Service Commercial

Service Period: 09/08/2025 to 10/06/2025 ✓

TXU Energy Fixed Price

Base Usage

2 kWh @ \$ 0.0377995 \$0.08

Total Commercial Charges

\$0.08

Electric Service Distribution

Service Period: 09/08/2025 to 10/06/2025

Base Charge

\$1.45

Meter Charge

\$4.21

Distribution System Charge

2 kWh @ \$ 0.026454

\$0.05

Transmission Cost Recov Factor

2 kWh @ \$ 0.010825

\$0.02

Distribution Cost Recovery

2 kWh @ \$ 0.004234

\$0.01

PUC Assessment

\$0.01

Total Distribution Charges

\$5.75

TOTAL CHARGES FOR ESI ID

\$5.83 ✓



Customer Name: MATAGORDA COUNTY
Account Number: 100064844327
Invoice Number: 055603643230
Invoice Date: 11/06/2025

Page 23 of 65

ESI ID Detail:

661

Service Address:

4511 FM 2668 UNIT 9 BAY CITY, TX 77414-3991

ESI ID: 10032789443561762

Product:

Fixed Price

| Meter ID | Days | Read Type | Previous Read Date | Previous Meter Read | Current Read Date | Current Meter Read | Multiplier | Usage (kWh) | Actual kW/kVA | Billed kW/kVA |
|-----------|------|-----------|--------------------|---------------------|-------------------|--------------------|------------|-------------|---------------|---------------|
| 590613354 | 30 | Actual | 09/07/2025 | ✓ 1203 | 10/06/2025 | 1230 | 40.00 | 1080 | 12 | 12 |
| TOTAL | | | | | | | | 1080 | 12 | 12 |

Electric Service Commercial

Service Period: 09/07/2025 to 10/06/2025 ✓

TXU Energy Fixed Price

| | | | |
|--|------------|--------------|---------|
| Base Usage | 1080 kWh @ | \$ 0.0377995 | \$40.82 |
| Other Charges | | | \$0.02 |
| Market Securitization (Debt) Financing | | | \$0.48 |
| Other ERCOT Incremental AS Charges | | | \$0.11 |
| PUC Assessment | | | \$0.07 |

| | |
|--------------------------|---------|
| Total Commercial Charges | \$41.50 |
|--------------------------|---------|

Electric Service Distribution

Service Period: 09/07/2025 to 10/06/2025

| | | |
|--------------------------------|-------------|-------------|
| Base Charge | | \$2.28 |
| Meter Charge | | \$19.72 |
| Distribution System Charge | 12 kW @ | \$ 7.148 |
| Transmission Cost Recov Factor | 12 kW @ | \$ 4.375157 |
| Distribution Cost Recovery | 12 kW @ | \$ 0.550016 |
| Storm Recovery Charge | 13.2 kW @ | \$ 0.265218 |
| Storm Recovery Tax Credit | 13.2 kW @ | \$ 0.013764 |
| Energy Efficiency | 1,080 kWh @ | \$ 0.00067 |
| TEEEF | 12 kW @ | \$ 0.2281 |
| PUC Assessment | | \$0.28 |

| | |
|----------------------------|----------|
| Total Distribution Charges | \$173.94 |
|----------------------------|----------|

| | |
|--------------------------|------------|
| TOTAL CHARGES FOR ESI ID | \$215.44 ✓ |
|--------------------------|------------|

Customer Name: MATAGORDA COUNTY
Account Number: 100064844327
Invoice Number: 055603643230
Invoice Date: 11/06/2025

Page 24 of 65

ESI ID Detail:

661

Service Address:

HAMMAN RD ODLT 400HPS AL BAY CITY, TX 77414

ESI ID: 10032789443561763

Product:

Fixed Price

| Meter ID | Days | Read Type | Previous Read Date | Previous Meter Read | Current Read Date | Current Meter Read | Multiplier | Usage (kWh) | Actual kW/kVA | Billed kW/kVA |
|--------------|------|-----------|--------------------|---------------------|-------------------|--------------------|------------|-------------|---------------|---------------|
| 7005516394SD | 29 | Actual | 09/09/2025 | 0 | 10/07/2025 | ✓ 310 | 1.00 | 310 | | |
| TOTAL | | | | | | | | 310 | 0 | 0 |

Electric Service Commercial

Service Period: 09/09/2025 to 10/07/2025 ✓

TXU Energy Fixed Price

| | | | |
|--|-----------|--------------|---------|
| Base Usage | 310 kWh @ | \$ 0.0377995 | \$11.72 |
| Other Charges | | | \$0.01 |
| Market Securitization (Debt) Financing | | | \$0.13 |
| Other ERCOT Incremental AS Charges | | | \$0.03 |
| PUC Assessment | | | \$0.02 |
| Gross Receipts Reimb | | | \$0.24 |

| | |
|---------------------------------|----------------|
| Total Commercial Charges | \$12.15 |
|---------------------------------|----------------|

Electric Service Distribution

Service Period: 09/09/2025 to 10/07/2025

| | | | |
|--------------------------------|-----------|--------------|-----------|
| Outdoor Lighting - Facilities | | \$15.02 | |
| Distribution System Charge | 310 kWh @ | \$ 0.0264516 | \$8.20 |
| Transmission Cost Recov Factor | 310 kWh @ | \$ 0.0108387 | \$3.36 |
| Distribution Cost Recovery | 310 kWh @ | \$ 0.0042258 | \$1.31 |
| Storm Recovery Charge | 310 kWh @ | \$ 0.0092903 | \$2.88 |
| Storm Recovery Tax Credit | 310 kWh @ | \$ 0.0004839 | \$0.15 CR |
| TEEEF | 310 kWh @ | \$ 0.0008387 | \$0.26 |
| PUC Assessment | | | \$0.05 |
| Gross Receipts Reimb | | | \$0.57 |

| | |
|-----------------------------------|----------------|
| Total Distribution Charges | \$31.50 |
|-----------------------------------|----------------|

| | |
|---------------------------------|------------------|
| TOTAL CHARGES FOR ESI ID | \$43.65 ✓ |
|---------------------------------|------------------|



Customer Name: MATAGORDA COUNTY
Account Number: 100064844327
Invoice Number: 055603643230
Invoice Date: 11/06/2025

ESI ID Detail:

612

Service Address:

STATE HIGHWAY 60 STLG 250HPSA BAY CITY, TX 77414

ESI ID: 10032789423558520

Product:

Fixed Price

| Meter ID | Days | Read Type | Previous Read Date | Previous Meter Read | Current Read Date | Current Meter Read | Multiplier | Usage (kWh) | Actual kW/kVA | Billed kW/kVA |
|--------------|------|-----------|--------------------|---------------------|-------------------|--------------------|------------|-------------|---------------|---------------|
| 7006982603SD | 29 | Actual | 09/23/2025 | 0 | 10/21/2025 | ✓ 104 | 1.00 | 104 | | |
| TOTAL | | | | | | | | 104 | 0 | 0 |

Electric Service Commercial

Service Period: 09/23/2025 to 10/21/2025 ✓

TXU Energy Fixed Price

| | | | |
|--|-----------|--------------|--------|
| Base Usage | 104 kWh @ | \$ 0.0377995 | \$3.93 |
| Other Charges | | | \$0.01 |
| Market Securitization (Debt) Financing | | | \$0.04 |
| Other ERCOT Incremental AS Charges | | | \$0.02 |
| PUC Assessment | | | \$0.01 |

| | |
|---------------------------------|---------------|
| Total Commercial Charges | \$4.01 |
|---------------------------------|---------------|

Electric Service Distribution

Service Period: 09/23/2025 to 10/21/2025

| | | | |
|--------------------------------|-----------|--------------|-----------|
| Base Charge | | \$1.45 | |
| Street Lighting - Facilities | | \$11.12 | |
| Distribution System Charge | 104 kWh @ | \$ 0.0264423 | \$2.75 |
| Transmission Cost Recov Factor | 104 kWh @ | \$ 0.0108654 | \$1.13 |
| Distribution Cost Recovery | 104 kWh @ | \$ 0.0042308 | \$0.44 |
| Storm Recovery Charge | 104 kWh @ | \$ 0.0093269 | \$0.97 |
| Storm Recovery Tax Credit | 104 kWh @ | \$ 0.0004808 | \$0.05 CR |
| TEEEF | 104 kWh @ | \$ 0.0008654 | \$0.09 |
| PUC Assessment | | | \$0.03 |

| | |
|-----------------------------------|----------------|
| Total Distribution Charges | \$17.93 |
|-----------------------------------|----------------|

| | |
|---------------------------------|------------------|
| TOTAL CHARGES FOR ESI ID | \$21.94 ✓ |
|---------------------------------|------------------|

Customer Name: MATAGORDA COUNTY
Account Number: 100064844327
Invoice Number: 055603643230
Invoice Date: 11/06/2025

Page 26 of 65

ESI ID Detail:

612

Service Address:
Product:

2604 NICHOLS AVE BAY CITY, TX 77414-6958
Fixed Price

ESI ID: 10032789459112270

| Meter ID | Days | Read Type | Previous Read Date | Previous Meter Read | Current Read Date | Current Meter Read | Multiplier | Usage (kWh) | Actual kW/kVA | Billed kW/kVA |
|-----------|------|-----------|--------------------|---------------------|-------------------|--------------------|------------|-------------|---------------|---------------|
| 122240792 | 31 | Actual | 09/06/2025 | ✓ 267333 | 10/06/2025 | 269845 | 1.00 | 2512 | 11 | 0 |
| TOTAL | | | | | | | | 2512 | 11 | 0 |

Electric Service Commercial

Service Period: 09/06/2025 to 10/06/2025 ✓
TXU Energy Fixed Price

| | | | |
|--|------------|--------------|---------|
| Base Usage | 2512 kWh @ | \$ 0.0377995 | \$94.95 |
| Other Charges | | | \$0.04 |
| Market Securitization (Debt) Financing | | | \$1.11 |
| Other ERCOT Incremental AS Charges | | | \$0.26 |
| PUC Assessment | | | \$0.16 |
| Gross Receipts Reimb | | | \$1.96 |

| | |
|--------------------------|---------|
| Total Commercial Charges | \$98.48 |
|--------------------------|---------|

Electric Service Distribution

Service Period: 09/06/2025 to 10/06/2025

| | | | |
|--------------------------------|-------------|-------------|-----------|
| Base Charge | | | \$1.45 |
| Meter Charge | | | \$4.21 |
| Distribution System Charge | 2,512 kWh @ | \$ 0.026454 | \$66.45 |
| Transmission Cost Recov Factor | 2,512 kWh @ | \$ 0.010825 | \$27.19 |
| Distribution Cost Recovery | 2,512 kWh @ | \$ 0.004234 | \$10.64 |
| Storm Recovery Charge | 2,512 kWh @ | \$ 0.001424 | \$3.58 |
| Storm Recovery Tax Credit | 2,512 kWh @ | \$ 0.000071 | \$0.18 CR |
| Energy Efficiency | 2,512 kWh @ | \$ 0.000693 | \$1.74 |
| TEEEF | 2,512 kWh @ | \$ 0.00084 | \$2.11 |
| PUC Assessment | | | \$0.19 |
| Gross Receipts Reimb | | | \$2.27 |

| | |
|----------------------------|----------|
| Total Distribution Charges | \$119.65 |
|----------------------------|----------|

| | |
|--------------------------|------------|
| TOTAL CHARGES FOR ESI ID | \$218.13 ✓ |
|--------------------------|------------|



Customer Name: MATAGORDA COUNTY
Account Number: 100064844327
Invoice Number: 055603643230
Invoice Date: 11/06/2025

ESI ID Detail:

612

Service Address:

3588 1/2 NICHOLS AVE BAY CITY, TX 77414-7383

ESI ID: 10032789479928771

Product:

Fixed Price

| Meter ID | Days | Read Type | Previous Read Date | Previous Meter Read | Current Read Date | Current Meter Read | Multiplier | Usage (kWh) | Actual kW/kVA | Billed kW/kVA |
|--------------|------|-----------|--------------------|---------------------|-------------------|--------------------|------------|-------------|---------------|---------------|
| 7005770635SD | 29 | Actual | 09/08/2025 | 0 | 10/06/2025 | ✓ 57 | 1.00 | 57 | | |
| TOTAL | | | | | | | | 57 | 0 | 0 |

Electric Service Commercial

Service Period: 09/08/2025 to 10/06/2025 ✓

TXU Energy Fixed Price

Base Usage

57 kWh @ \$ 0.0377995 \$2.16

Market Securitization (Debt) Financing

\$0.02

Gross Receipts Reimb

\$0.04

Total Commercial Charges

\$2.22

Electric Service Distribution

Service Period: 09/08/2025 to 10/06/2025

Outdoor Lighting - Facilities

\$6.44

Distribution System Charge

57 kWh @ \$ 0.0264912 \$1.51

Transmission Cost Recov Factor

57 kWh @ \$ 0.0108772 \$0.62

Distribution Cost Recovery

57 kWh @ \$ 0.0042105 \$0.24

Storm Recovery Charge

57 kWh @ \$ 0.0092982 \$0.53

Storm Recovery Tax Credit

57 kWh @ \$ 0.0005263 \$0.03 CR

TEEEF

57 kWh @ \$ 0.0008772 \$0.05

PUC Assessment

\$0.01

Gross Receipts Reimb

\$0.18

Total Distribution Charges

\$9.55

TOTAL CHARGES FOR ESI ID

\$11.77 ✓

Customer Name: MATAGORDA COUNTY
Account Number: 100064844327
Invoice Number: 055603643230
Invoice Date: 11/06/2025

Page 28 of 65

612

ESI ID Detail:

Service Address:

NICHOLS AVE UNIT 250HPSA BAY CITY, TX 77414

ESI ID: 10032789485513550

Product:

Fixed Price

| Meter ID | Days | Read Type | Previous Read Date | Previous Meter Read | Current Read Date | Current Meter Read | Multiplier | Usage (kWh) | Actual kW/kVA | Billed kW/kVA |
|--------------|------|-----------|--------------------|---------------------|-------------------|--------------------|------------|-------------|---------------|---------------|
| 7007116623SD | 29 | Actual | 09/10/2025 | 0 | 10/08/2025 | ✓ 520 | 1.00 | 520 | | |
| TOTAL | | | | | | | | 520 | 0 | 0 |

Electric Service Commercial

Service Period: 09/10/2025 to 10/08/2025 ✓

TXU Energy Fixed Price

| | | | |
|--|-----------|--------------|---------|
| Base Usage | 520 kWh @ | \$ 0.0377995 | \$19.66 |
| Other Charges | | | \$0.01 |
| Market Securitization (Debt) Financing | | | \$0.23 |
| Other ERCOT Incremental AS Charges | | | \$0.06 |
| PUC Assessment | | | \$0.03 |
| Gross Receipts Reimb | | | \$0.41 |

| | |
|---------------------------------|----------------|
| Total Commercial Charges | \$20.40 |
|---------------------------------|----------------|

Electric Service Distribution

Service Period: 09/10/2025 to 10/08/2025

| | | | |
|--------------------------------|-----------|--------------|-----------|
| Base Charge | | \$1.45 | |
| Street Lighting - Facilities | | \$55.60 | |
| Distribution System Charge | 520 kWh @ | \$ 0.0264615 | \$13.76 |
| Transmission Cost Recov Factor | 520 kWh @ | \$ 0.0108269 | \$5.63 |
| Distribution Cost Recovery | 520 kWh @ | \$ 0.0042308 | \$2.20 |
| Storm Recovery Charge | 520 kWh @ | \$ 0.0093077 | \$4.84 |
| Storm Recovery Tax Credit | 520 kWh @ | \$ 0.0004615 | \$0.24 CR |
| TEEEF | 520 kWh @ | \$ 0.0008462 | \$0.44 |
| PUC Assessment | | | \$0.13 |
| Gross Receipts Reimb | | | \$1.60 |

| | |
|-----------------------------------|----------------|
| Total Distribution Charges | \$85.41 |
|-----------------------------------|----------------|

| | |
|---------------------------------|-------------------|
| TOTAL CHARGES FOR ESI ID | \$105.81 ✓ |
|---------------------------------|-------------------|



Customer Name: MATAGORDA COUNTY
Account Number: 100064844327
Invoice Number: 055603643230
Invoice Date: 11/06/2025

ESI ID Detail: 612

Service Address:
Product:

NICHOLS AVE UNIT 400FLD1 BAY CITY, TX 77414
Fixed Price

ESI ID: 10032789485513552

| Meter ID | Days | Read Type | Previous Read Date | Previous Meter Read | Current Read Date | Current Meter Read | Multiplier | Usage (kWh) | Actual kW/kVA | Billed kW/kVA |
|--------------|------|-----------|--------------------|---------------------|-------------------|--------------------|------------|-------------|---------------|---------------|
| 7007116680SD | 31 | Actual | 09/26/2025 | 0 | 10/26/2025 | ✓ 310 | 1.00 | 310 | | |
| TOTAL | | | | | | | | 310 | 0 | 0 |

Electric Service Commercial

Service Period: 09/26/2025 to 10/26/2025 ✓

TXU Energy Fixed Price

| | | | |
|--|-----------|--------------|---------|
| Base Usage | 310 kWh @ | \$ 0.0377995 | \$11.72 |
| Other Charges | | | \$0.02 |
| Market Securitization (Debt) Financing | | | \$0.13 |
| Other ERCOT Incremental AS Charges | | | \$0.05 |
| PUC Assessment | | | \$0.02 |
| Gross Receipts Reimb | | | \$0.24 |

| | |
|---------------------------------|----------------|
| Total Commercial Charges | \$12.18 |
|---------------------------------|----------------|

Electric Service Distribution

Service Period: 09/26/2025 to 10/26/2025

| | | | |
|--------------------------------|-----------|--------------|-----------|
| Outdoor Lighting - Facilities | | \$15.02 | |
| Distribution System Charge | 310 kWh @ | \$ 0.0264516 | \$8.20 |
| Transmission Cost Recov Factor | 310 kWh @ | \$ 0.0108387 | \$3.36 |
| Distribution Cost Recovery | 310 kWh @ | \$ 0.0042258 | \$1.31 |
| Storm Recovery Charge | 310 kWh @ | \$ 0.0092903 | \$2.88 |
| Storm Recovery Tax Credit | 310 kWh @ | \$ 0.0004839 | \$0.15 CR |
| TEEEF | 310 kWh @ | \$ 0.0008387 | \$0.26 |
| PUC Assessment | | | \$0.05 |
| Gross Receipts Reimb | | | \$0.57 |

| | |
|-----------------------------------|----------------|
| Total Distribution Charges | \$31.50 |
|-----------------------------------|----------------|

| | |
|---------------------------------|------------------|
| TOTAL CHARGES FOR ESI ID | \$43.68 ✓ |
|---------------------------------|------------------|

Customer Name: MATAGORDA COUNTY
Account Number: 100064844327
Invoice Number: 055603643230
Invoice Date: 11/06/2025

Page 30 of 65

ESI ID Detail: 661

Service Address:
Product:

NICHOLS RD UNIT 250HPSA BAY CITY, TX 77414
Fixed Price

ESI ID: 10032789480469090

| Meter ID | Days | Read Type | Previous Read Date | Previous Meter Read | Current Read Date | Current Meter Read | Multiplier | Usage (kWh) | Actual kW/kVA | Billed kW/kVA |
|--------------|------|-----------|--------------------|---------------------|-------------------|--------------------|------------|-------------|---------------|---------------|
| 7007112012SD | 29 | Actual | 09/10/2025 | 0 | 10/08/2025 | ✓ 208 | 1.00 | 208 | | |
| TOTAL | | | | | | | | 208 | 0 | 0 |

Electric Service Commercial

Service Period: 09/10/2025 to 10/08/2025 ✓
TXU Energy Fixed Price

| | | | |
|--|-----------|--------------|--------|
| Base Usage | 208 kWh @ | \$ 0.0377995 | \$7.86 |
| Other Charges | | | \$0.01 |
| Market Securitization (Debt) Financing | | | \$0.09 |
| Other ERCOT Incremental AS Charges | | | \$0.03 |
| PUC Assessment | | | \$0.01 |
| Gross Receipts Reimb | | | \$0.16 |

| | |
|---------------------------------|---------------|
| Total Commercial Charges | \$8.16 |
|---------------------------------|---------------|

Electric Service Distribution

Service Period: 09/10/2025 to 10/08/2025

| | | |
|--------------------------------|-----------|--------------|
| Base Charge | | \$1.45 |
| Street Lighting - Facilities | | \$22.24 |
| Distribution System Charge | 208 kWh @ | \$ 0.0264423 |
| Transmission Cost Recov Factor | 208 kWh @ | \$ 0.0108173 |
| Distribution Cost Recovery | 208 kWh @ | \$ 0.0042308 |
| Storm Recovery Charge | 208 kWh @ | \$ 0.0093269 |
| Storm Recovery Tax Credit | 208 kWh @ | \$ 0.0004808 |
| TEEEF | 208 kWh @ | \$ 0.0008173 |
| PUC Assessment | | \$0.05 |
| Gross Receipts Reimb | | \$0.66 |

| | |
|-----------------------------------|----------------|
| Total Distribution Charges | \$35.04 |
|-----------------------------------|----------------|

| | |
|---------------------------------|------------------|
| TOTAL CHARGES FOR ESI ID | \$43.20 ✓ |
|---------------------------------|------------------|



Customer Name: MATAGORDA COUNTY
Account Number: 100064844327
Invoice Number: 055603643230
Invoice Date: 11/06/2025

Page 31 of 65

ESI ID Detail: 615

Service Address:
Product:

FM 616 W BLESSING, TX 77419
Fixed Price

ESI ID: 10032789461693261

| Meter ID | Days | Read Type | Previous Read Date | Previous Meter Read | Current Read Date | Current Meter Read | Multiplier | Usage (kWh) | Actual kW/kVA | Billed kW/kVA |
|--------------|------|-----------|--------------------|---------------------|-------------------|--------------------|------------|-------------|---------------|---------------|
| 7007074015SD | 29 | Actual | 09/30/2025 | 0 | 10/28/2025 | ✓ 39 | 1.00 | 39 | | |
| TOTAL | | | | | | | | 39 | 0 | 0 |

Electric Service Commercial

Service Period: 09/30/2025 to 10/28/2025 ✓

TXU Energy Fixed Price

Base Usage

39 kWh @ \$ 0.0377995

\$1.48

Market Securitization (Debt) Financing

\$0.02

Total Commercial Charges

\$1.50

Electric Service Distribution

Service Period: 09/30/2025 to 10/28/2025

Outdoor Lighting - Facilities

\$6.44

Distribution System Charge

39 kWh @ \$ 0.0264103

\$1.03

Transmission Cost Recov Factor

39 kWh @ \$ 0.0107692

\$0.42

Distribution Cost Recovery

39 kWh @ \$ 0.004359

\$0.17

Storm Recovery Charge

39 kWh @ \$ 0.0092308

\$0.36

Storm Recovery Tax Credit

39 kWh @ \$ 0.0005128

\$0.02 CR

TEEEF

39 kWh @ \$ 0.0007692

\$0.03

PUC Assessment

\$0.01

Total Distribution Charges

\$8.44

TOTAL CHARGES FOR ESI ID

\$9.94 ✓

Customer Name: MATAGORDA COUNTY
Account Number: 100064844327
Invoice Number: 055603643230
Invoice Date: 11/06/2025

ESI ID Detail: 615

Service Address:
Product:

FM 616 W STLG 250HPS BLESSING, TX 77419
Fixed Price

ESI ID: 10032789402787492

| Meter ID | Days | Read Type | Previous Read Date | Previous Meter Read | Current Read Date | Current Meter Read | Multiplier | Usage (kWh) | Actual kW/kVA | Billed kW/kVA |
|--------------|------|-----------|--------------------|---------------------|-------------------|--------------------|------------|-------------|---------------|---------------|
| 7006972189SD | 29 | Actual | 09/30/2025 | 0 | 10/28/2025 | ✓ 832 | 1.00 | 832 | | |
| TOTAL | | | | | | | | 832 | 0 | 0 |

Electric Service Commercial

Service Period: 09/30/2025 to 10/28/2025 ✓
TXU Energy Fixed Price

| | | | |
|--|-----------|--------------|---------|
| Base Usage | 832 kWh @ | \$ 0.0377995 | \$31.45 |
| Other Charges | | | \$0.05 |
| Market Securitization (Debt) Financing | | | \$0.37 |
| Other ERCOT Incremental AS Charges | | | \$0.11 |
| PUC Assessment | | | \$0.05 |

| | |
|---------------------------------|----------------|
| Total Commercial Charges | \$32.03 |
|---------------------------------|----------------|

Electric Service Distribution

Service Period: 09/30/2025 to 10/28/2025

| | | | |
|--------------------------------|-----------|--------------|-----------|
| Base Charge | | \$1.45 | |
| Street Lighting - Facilities | | \$88.96 | |
| Distribution System Charge | 832 kWh @ | \$ 0.0264543 | \$22.01 |
| Transmission Cost Recov Factor | 832 kWh @ | \$ 0.0108293 | \$9.01 |
| Distribution Cost Recovery | 832 kWh @ | \$ 0.0042308 | \$3.52 |
| Storm Recovery Charge | 832 kWh @ | \$ 0.0093029 | \$7.74 |
| Storm Recovery Tax Credit | 832 kWh @ | \$ 0.0004688 | \$0.39 CR |
| TEEEF | 832 kWh @ | \$ 0.0008413 | \$0.70 |
| PUC Assessment | | | \$0.21 |

| | |
|-----------------------------------|-----------------|
| Total Distribution Charges | \$133.21 |
|-----------------------------------|-----------------|

| | |
|---------------------------------|-------------------|
| TOTAL CHARGES FOR ESI ID | \$165.24 ✓ |
|---------------------------------|-------------------|



Customer Name: MATAGORDA COUNTY
Account Number: 100064844327
Invoice Number: 055603643230
Invoice Date: 11/06/2025

ESI ID Detail:

615

Service Address:

AVENUE C UNIT PRKLI BLESSING, TX 77419

Product:

Fixed Price

ESI ID: 10032789478079271

| Meter ID | Days | Read Type | Previous Read Date | Previous Meter Read | Current Read Date | Current Meter Read | Multiplier | Usage (kWh) | Actual kW/kVA | Billed kW/kVA |
|-----------|------|-----------|--------------------|---------------------|-------------------|--------------------|------------|-------------|---------------|---------------|
| 144074530 | 29 | Actual | 09/30/2025 | ✓ 25194 | 10/28/2025 | 25428 | 1.00 | 234 | 2 | 0 |
| TOTAL | | | | | | | | 234 | 2 | 0 |

Electric Service Commercial

Service Period: 09/30/2025 to 10/28/2025 ✓

TXU Energy Fixed Price

Base Usage

234 kWh @ \$ 0.0377995 \$8.85

Other Charges

\$0.01

Market Securitization (Debt) Financing

\$0.10

Other ERCOT Incremental AS Charges

\$0.03

PUC Assessment

\$0.02

Total Commercial Charges

\$9.01

Electric Service Distribution

Service Period: 09/30/2025 to 10/28/2025

Base Charge

\$1.45

Meter Charge

\$4.21

Distribution System Charge

234 kWh @ \$ 0.026454 \$6.19

Transmission Cost Recov Factor

234 kWh @ \$ 0.010825 \$2.53

Distribution Cost Recovery

234 kWh @ \$ 0.004234 \$0.99

Storm Recovery Charge

234 kWh @ \$ 0.001424 \$0.33

Storm Recovery Tax Credit

234 kWh @ \$ 0.000071 \$0.02 CR

Energy Efficiency

234 kWh @ \$ 0.000693 \$0.16

TEEEF

234 kWh @ \$ 0.00084 \$0.20

PUC Assessment

\$0.03

Total Distribution Charges

\$16.07

TOTAL CHARGES FOR ESI ID

\$25.08 ✓

Customer Name: MATAGORDA COUNTY
 Account Number: 100064844327
 Invoice Number: 055603643230
 Invoice Date: 11/06/2025

ESI ID Detail: 615

Service Address: 734 FM 616 BLESSING, TX 77419
 Product: Fixed Price

ESI ID: 10032789434493655

| Meter ID | Days | Read Type | Previous Read Date | Previous Meter Read | Current Read Date | Current Meter Read | Multiplier | Usage (kWh) | Actual kW/kVA | Billed kW/kVA |
|-----------|------|-----------|--------------------|---------------------|-------------------|--------------------|------------|-------------|---------------|---------------|
| 592809348 | 29 | Actual | 09/30/2025 | ✓ 780 | 10/28/2025 | 889 | 20.00 | 2180 | 19 | 19 |
| TOTAL | | | | | | | | 2180 | 19 | 19 |

Electric Service Commercial

Service Period: 09/30/2025 to 10/28/2025 ✓
 TXU Energy Fixed Price

| | | | |
|--|------------|--------------|---------|
| Base Usage | 2180 kWh @ | \$ 0.0377995 | \$82.40 |
| Other Charges | | | \$0.10 |
| Market Securitization (Debt) Financing | | | \$0.97 |
| Other ERCOT Incremental AS Charges | | | \$0.25 |
| PUC Assessment | | | \$0.14 |

| | |
|---------------------------------|----------------|
| Total Commercial Charges | \$83.86 |
|---------------------------------|----------------|

Electric Service Distribution

Service Period: 09/30/2025 to 10/28/2025

| | | |
|--------------------------------|-------------|-------------|
| Base Charge | | \$2.28 |
| Meter Charge | | \$19.72 |
| Distribution System Charge | 19 kW @ | \$ 7.148 |
| Transmission Cost Recov Factor | 19 kW @ | \$ 4.375157 |
| Distribution Cost Recovery | 19 kW @ | \$ 0.550016 |
| Storm Recovery Charge | 19 kW @ | \$ 0.265218 |
| Storm Recovery Tax Credit | 19 kW @ | \$ 0.013764 |
| Energy Efficiency | 2,180 kWh @ | \$ 0.00067 |
| TEEEF | 19 kW @ | \$ 0.2281 |
| PUC Assessment | | \$0.42 |

| | |
|-----------------------------------|-----------------|
| Total Distribution Charges | \$262.38 |
|-----------------------------------|-----------------|

| | |
|---------------------------------|-------------------|
| TOTAL CHARGES FOR ESI ID | \$346.24 ✓ |
|---------------------------------|-------------------|





Customer Name: MATAGORDA COUNTY
Account Number: 100064844327
Invoice Number: 055603643230
Invoice Date: 11/06/2025

ESI ID Detail:

615

Service Address:
Product:

139 FM 616 W STLG 250HPS BLESSING, TX 77419
Fixed Price

ESI ID: 10032789436470608

| Meter ID | Days | Read Type | Previous Read Date | Previous Meter Read | Current Read Date | Current Meter Read | Multiplier | Usage (kWh) | Actual kW/kVA | Billed kW/kVA |
|--------------|------|-----------|--------------------|---------------------|-------------------|--------------------|------------|-------------|---------------|---------------|
| 7005470886SD | 31 | Actual | 09/26/2025 | 0 | 10/26/2025 | ✓ 104 | 1.00 | 104 | | |
| TOTAL | | | | | | | | 104 | 0 | 0 |

Electric Service Commercial

Service Period: 09/26/2025 to 10/26/2025 ✓
TXU Energy Fixed Price

| | | | |
|--|-----------|--------------|--------|
| Base Usage | 104 kWh @ | \$ 0.0377995 | \$3.93 |
| Other Charges | | | \$0.01 |
| Market Securitization (Debt) Financing | | | \$0.04 |
| Other ERCOT Incremental AS Charges | | | \$0.02 |
| PUC Assessment | | | \$0.01 |

| | |
|---------------------------------|---------------|
| Total Commercial Charges | \$4.01 |
|---------------------------------|---------------|

Electric Service Distribution

Service Period: 09/26/2025 to 10/26/2025

| | | | |
|--------------------------------|-----------|--------------|-----------|
| Base Charge | | \$1.45 | |
| Street Lighting - Facilities | | \$11.12 | |
| Distribution System Charge | 104 kWh @ | \$ 0.0264423 | \$2.75 |
| Transmission Cost Recov Factor | 104 kWh @ | \$ 0.0108654 | \$1.13 |
| Distribution Cost Recovery | 104 kWh @ | \$ 0.0042308 | \$0.44 |
| Storm Recovery Charge | 104 kWh @ | \$ 0.0093269 | \$0.97 |
| Storm Recovery Tax Credit | 104 kWh @ | \$ 0.0004808 | \$0.05 CR |
| TEEEF | 104 kWh @ | \$ 0.0008654 | \$0.09 |
| PUC Assessment | | | \$0.03 |

| | |
|-----------------------------------|----------------|
| Total Distribution Charges | \$17.93 |
|-----------------------------------|----------------|

| | |
|---------------------------------|------------------|
| TOTAL CHARGES FOR ESI ID | \$21.94 ✓ |
|---------------------------------|------------------|

Customer Name: MATAGORDA COUNTY
Account Number: 100064844327
Invoice Number: 055603643230
Invoice Date: 11/06/2025

Page 36 of 65

ESI ID Detail:

615

Service Address:

560 FM 616 W UNIT PARK BLESSING, TX 77419

ESI ID: 10032789402787491

Product:

Fixed Price

| Meter ID | Days | Read Type | Previous Read Date | Previous Meter Read | Current Read Date | Current Meter Read | Multiplier | Usage (kWh) | Actual kW/kVA | Billed kW/kVA |
|-----------|------|-----------|--------------------|---------------------|-------------------|--------------------|------------|-------------|---------------|---------------|
| 558783656 | 29 | Actual | 09/30/2025 | ✓ 1514 | 10/28/2025 | 1527 | 192.00 | 2496 | 109 | 109 |
| TOTAL | | | | | | | | 2496 | 109 | 109 |

Electric Service Commercial

Service Period: 09/30/2025 to 10/28/2025 ✓

TXU Energy Fixed Price

Base Usage

2496 kWh @ \$ 0.0377995 \$94.35

Other Charges

\$0.11

Market Securitization (Debt) Financing

\$1.11

Other ERCOT Incremental AS Charges

\$0.29

PUC Assessment

\$0.16

Total Commercial Charges

\$96.02

Electric Service Distribution

Service Period: 09/30/2025 to 10/28/2025

Base Charge

\$2.28

Meter Charge

\$19.72

Distribution System Charge

109.1 kW @ \$ 7.148 \$779.85

Transmission Cost Recov Factor

109.1 kW @ \$ 4.375157 \$477.33

Distribution Cost Recovery

109.1 kW @ \$ 0.550016 \$60.01

Storm Recovery Charge

162.5 kW @ \$ 0.265218 \$43.10

Storm Recovery Tax Credit

162.5 kW @ \$ 0.013764 \$2.24 CR

Energy Efficiency

2,496 kWh @ \$ 0.00067 \$1.67

TEEEF

109.1 kW @ \$ 0.2281 \$24.89

PUC Assessment

\$2.24

Total Distribution Charges

\$1,408.85

TOTAL CHARGES FOR ESI ID

\$1,504.87 ✓



Customer Name: MATAGORDA COUNTY
Account Number: 100064844327
Invoice Number: 055603643230
Invoice Date: 11/06/2025

ESI ID Detail:

615

Service Address:
Product:

201 FM 616 W UNIT SEWLIFT BLESSING, TX 77419
Fixed Price

ESI ID: 10032789497890130

| Meter ID | Days | Read Type | Previous Read Date | Previous Meter Read | Current Read Date | Current Meter Read | Multiplier | Usage (kWh) | Actual kW/kVA | Billed kW/kVA |
|-----------|------|-----------|--------------------|---------------------|-------------------|--------------------|------------|-------------|---------------|---------------|
| 119426810 | 29 | Actual | 09/30/2025 | ✓ 75051 | 10/28/2025 | 75904 | 1.00 | 853 | 8 | 0 |
| TOTAL | | | | | | | | 853 | 8 | 0 |

Electric Service Commercial

Service Period: 09/30/2025 to 10/28/2025 ✓
TXU Energy Fixed Price

| | | | |
|--|-----------|--------------|---------|
| Base Usage | 853 kWh @ | \$ 0.0377995 | \$32.24 |
| Other Charges | | | \$0.04 |
| Market Securitization (Debt) Financing | | | \$0.38 |
| Other ERCOT Incremental AS Charges | | | \$0.09 |
| PUC Assessment | | | \$0.05 |

| | |
|---------------------------------|----------------|
| Total Commercial Charges | \$32.80 |
|---------------------------------|----------------|

Electric Service Distribution

Service Period: 09/30/2025 to 10/28/2025

| | | | |
|--------------------------------|-----------|-------------|-----------|
| Base Charge | | | \$1.45 |
| Meter Charge | | | \$4.21 |
| Distribution System Charge | 853 kWh @ | \$ 0.026454 | \$22.57 |
| Transmission Cost Recov Factor | 853 kWh @ | \$ 0.010825 | \$9.23 |
| Distribution Cost Recovery | 853 kWh @ | \$ 0.004234 | \$3.61 |
| Storm Recovery Charge | 853 kWh @ | \$ 0.001424 | \$1.21 |
| Storm Recovery Tax Credit | 853 kWh @ | \$ 0.000071 | \$0.06 CR |
| Energy Efficiency | 853 kWh @ | \$ 0.000693 | \$0.59 |
| TEEEF | 853 kWh @ | \$ 0.00084 | \$0.72 |
| PUC Assessment | | | \$0.07 |

| | |
|-----------------------------------|----------------|
| Total Distribution Charges | \$43.60 |
|-----------------------------------|----------------|

| | |
|---------------------------------|------------------|
| TOTAL CHARGES FOR ESI ID | \$76.40 ✓ |
|---------------------------------|------------------|

Customer Name: MATAGORDA COUNTY
Account Number: 100064844327
Invoice Number: 055603643230
Invoice Date: 11/06/2025

Page 38 of 65

615

ESI ID Detail:

Service Address:
Product:

935 STREETLIGHT STLG 400MV BLESSING, TX 77419
Fixed Price

ESI ID: 10032789496744773

| Meter ID | Days | Read Type | Previous Read Date | Previous Meter Read | Current Read Date | Current Meter Read | Multiplier | Usage (kWh) | Actual kW/kVA | Billed kW/kVA |
|--------------|------|-----------|--------------------|---------------------|-------------------|--------------------|------------|-------------|---------------|---------------|
| 7005911722MV | 29 | Actual | 09/29/2025 | 0 | 10/27/2025 | ✓ 290 | 1.00 | 290 | | |
| TOTAL | | | | | | | | 290 | 0 | 0 |

Electric Service Commercial

Service Period: 09/29/2025 to 10/27/2025 ✓

TXU Energy Fixed Price

Base Usage

290 kWh @ \$ 0.0377995 \$10.96

Other Charges

\$0.02

Market Securitization (Debt) Financing

\$0.12

Other ERCOT Incremental AS Charges

\$0.03

PUC Assessment

\$0.02

Total Commercial Charges

\$11.15

Electric Service Distribution

Service Period: 09/29/2025 to 10/27/2025

Base Charge

\$1.45

Street Lighting - Facilities

\$27.96

Distribution System Charge

290 kWh @ \$ 0.0264483 \$7.67

Transmission Cost Recov Factor

290 kWh @ \$ 0.0108276 \$3.14

Distribution Cost Recovery

290 kWh @ \$ 0.0042414 \$1.23

Storm Recovery Charge

290 kWh @ \$ 0.0093103 \$2.70

Storm Recovery Tax Credit

290 kWh @ \$ 0.0004828 \$0.14 CR

TEEEF

290 kWh @ \$ 0.0008276 \$0.24

PUC Assessment

\$0.07

Total Distribution Charges

\$44.32

TOTAL CHARGES FOR ESI ID

\$55.47 ✓



Customer Name: MATAGORDA COUNTY
Account Number: 100064844327
Invoice Number: 055603643230
Invoice Date: 11/06/2025

615

ESI ID Detail:

Service Address:
Product:

932 STREETLIGHT UNIT 175MV BLESSING, TX 77419
Fixed Price

ESI ID: 10032789496744772

| Meter ID | Days | Read Type | Previous Read Date | Previous Meter Read | Current Read Date | Current Meter Read | Multiplier | Usage (kWh) | Actual kW/kVA | Billed kW/kVA |
|--------------|------|-----------|--------------------|---------------------|-------------------|--------------------|------------|-------------|---------------|---------------|
| 7007144530MV | 29 | Actual | 09/29/2025 | 0 | 10/27/2025 | ✓ 70 | 1.00 | 70 | | |
| TOTAL | | | | | | | | 70 | 0 | 0 |

Electric Service Commercial

Service Period: 09/29/2025 to 10/27/2025 ✓

TXU Energy Fixed Price

Base Usage

70 kWh @ \$ 0.0377995

\$2.64

Market Securitization (Debt) Financing

\$0.03

Other ERCOT Incremental AS Charges

\$0.01

Total Commercial Charges

\$2.68

Electric Service Distribution

Service Period: 09/29/2025 to 10/27/2025

Base Charge

\$1.45

Street Lighting - Facilities

\$8.53

Distribution System Charge

70 kWh @ \$ 0.0264286

\$1.85

Transmission Cost Recov Factor

70 kWh @ \$ 0.0108571

\$0.76

Distribution Cost Recovery

70 kWh @ \$ 0.0042857

\$0.30

Storm Recovery Charge

70 kWh @ \$ 0.0092857

\$0.65

Storm Recovery Tax Credit

70 kWh @ \$ 0.0004286

\$0.03 CR

TEEEF

70 kWh @ \$ 0.0008571

\$0.06

PUC Assessment

\$0.02

Total Distribution Charges

\$13.59

TOTAL CHARGES FOR ESI ID

\$16.27 ✓

Customer Name: MATAGORDA COUNTY
Account Number: 100064844327
Invoice Number: 055603643230
Invoice Date: 11/06/2025

ESI ID Detail:

595

Service Address:

FM 459 UNIT P43 EL MATON, TX 77440

ESI ID: 10032789482241440

Product:

Fixed Price

| Meter ID | Days | Read Type | Previous Read Date | Previous Meter Read | Current Read Date | Current Meter Read | Multiplier | Usage (kWh) | Actual kW/kVA | Billed kW/kVA |
|-----------|------|-----------|--------------------|---------------------|-------------------|--------------------|------------|-------------|---------------|---------------|
| 169715859 | 29 | Actual | 09/11/2025 | ✓ 7865 | 10/09/2025 | 7865 | 1.00 | 0 | | |
| TOTAL | | | | | | | | 0 | 0 | 0 |

Electric Service Commercial

Service Period: 09/11/2025 to 10/09/2025 ✓

TXU Energy Fixed Price

No Usage

\$0.00

Total Commercial Charges

\$0.00

Electric Service Distribution

Service Period: 09/11/2025 to 10/09/2025

Base Charge

\$1.45

Meter Charge

\$4.21

PUC Assessment

\$0.01

Total Distribution Charges

\$5.67

TOTAL CHARGES FOR ESI ID

\$5.67 ✓



Customer Name: MATAGORDA COUNTY
Account Number: 100064844327
Invoice Number: 055603643230
Invoice Date: 11/06/2025

ESI ID Detail: 615

Service Address: 190 AVENUE F ODLT 400HPS MARKHAM, TX 77456
Product: Fixed Price

ESI ID: 10032789476839781

| Meter ID | Days | Read Type | Previous Read Date | Previous Meter Read | Current Read Date | Current Meter Read | Multiplier | Usage (kWh) | Actual kW/kVA | Billed kW/kVA |
|--------------|------|-----------|--------------------|---------------------|-------------------|--------------------|------------|-------------|---------------|---------------|
| 7007105031OT | 31 | Actual | 09/19/2025 | 0 | 10/19/2025 | ✓155 | 1.00 | 155 | | |
| TOTAL | | | | | | | | 155 | 0 | 0 |

Electric Service Commercial

Service Period: 09/19/2025 to 10/19/2025 ✓

TXU Energy Fixed Price

| | | | |
|--|-----------|--------------|--------|
| Base Usage | 155 kWh @ | \$ 0.0377995 | \$5.86 |
| Other Charges | | | \$0.01 |
| Market Securitization (Debt) Financing | | | \$0.07 |
| Other ERCOT Incremental AS Charges | | | \$0.02 |
| PUC Assessment | | | \$0.01 |

| | |
|--------------------------|--------|
| Total Commercial Charges | \$5.97 |
|--------------------------|--------|

Electric Service Distribution

Service Period: 09/19/2025 to 10/19/2025

| | | | |
|--------------------------------|-----------|--------------|-----------|
| Outdoor Lighting - Facilities | | | \$7.51 |
| Distribution System Charge | 155 kWh @ | \$ 0.0264516 | \$4.10 |
| Transmission Cost Recov Factor | 155 kWh @ | \$ 0.0108387 | \$1.68 |
| Distribution Cost Recovery | 155 kWh @ | \$ 0.0042581 | \$0.66 |
| Storm Recovery Charge | 155 kWh @ | \$ 0.0092903 | \$1.44 |
| Storm Recovery Tax Credit | 155 kWh @ | \$ 0.0004516 | \$0.07 CR |
| TEEEF | 155 kWh @ | \$ 0.0008387 | \$0.13 |
| PUC Assessment | | | \$0.02 |

| | |
|----------------------------|---------|
| Total Distribution Charges | \$15.47 |
|----------------------------|---------|

| | |
|--------------------------|-----------|
| TOTAL CHARGES FOR ESI ID | \$21.44 ✓ |
|--------------------------|-----------|

Customer Name: MATAGORDA COUNTY
 Account Number: 100064844327
 Invoice Number: 055603643230
 Invoice Date: 11/06/2025

ESI ID Detail:

615

Service Address:

190 AVENUE F UNIT ANNEX MARKHAM, TX 77456

Product:

Fixed Price

ESI ID: 10032789426253880

| Meter ID | Days | Read Type | Previous Read Date | Previous Meter Read | Current Read Date | Current Meter Read | Multiplier | Usage (kWh) | Actual kW/kVA | Billed kW/kVA |
|-----------|------|-----------|--------------------|---------------------|-------------------|--------------------|------------|-------------|---------------|---------------|
| 157911497 | 29 | Actual | 09/19/2025 | ✓ 17481 | 10/17/2025 | 17823 | 1.00 | 342 | 3 | 0 |
| TOTAL | | | | | | | | 342 | 3 | 0 |

Electric Service Commercial

Service Period: 09/19/2025 to 10/17/2025 ✓

TXU Energy Fixed Price

Base Usage

342 kWh @ \$ 0.0377995 \$12.93

Other Charges

\$0.01

Market Securitization (Debt) Financing

\$0.15

Other ERCOT Incremental AS Charges

\$0.03

PUC Assessment

\$0.02

Total Commercial Charges

\$13.14

Electric Service Distribution

Service Period: 09/19/2025 to 10/17/2025

Base Charge

\$1.45

Meter Charge

\$4.21

Distribution System Charge

342 kWh @ \$ 0.026454 \$9.05

Transmission Cost Recov Factor

342 kWh @ \$ 0.010825 \$3.70

Distribution Cost Recovery

342 kWh @ \$ 0.004234 \$1.45

Storm Recovery Charge

342 kWh @ \$ 0.001424 \$0.49

Storm Recovery Tax Credit

342 kWh @ \$ 0.000071 \$0.02 CR

Energy Efficiency

342 kWh @ \$ 0.000693 \$0.24

TEEEF

342 kWh @ \$ 0.00084 \$0.29

PUC Assessment

\$0.03

Total Distribution Charges

\$20.89

TOTAL CHARGES FOR ESI ID

\$34.03 ✓



Customer Name: MATAGORDA COUNTY
Account Number: 100064844327
Invoice Number: 055603643230
Invoice Date: 11/06/2025

Page 43 of 65

615

ESI ID Detail:

Service Address:

190 AVENUE F UNIT COMM CNT MARKHAM, TX 77456

ESI ID: 10032789476839780

Product:

Fixed Price

| Meter ID | Days | Read Type | Previous Read Date | Previous Meter Read | Current Read Date | Current Meter Read | Multiplier | Usage (kWh) | Actual kW/kVA | Billed kW/kVA |
|-----------|------|-----------|--------------------|---------------------|-------------------|--------------------|------------|-------------|---------------|---------------|
| 200043930 | 30 | Actual | 09/18/2025 | ✓ 36649 | 10/17/2025 | 37492 | 1.00 | 843 | 11 | 11 |
| TOTAL | | | | | | | | 843 | 11 | 11 |

Electric Service Commercial

Service Period: 09/18/2025 to 10/17/2025 ✓

TXU Energy Fixed Price

| | | | |
|--|-----------|--------------|---------|
| Base Usage | 843 kWh @ | \$ 0.0377995 | \$31.87 |
| Other Charges | | | \$0.03 |
| Market Securitization (Debt) Financing | | | \$0.37 |
| Other ERCOT Incremental AS Charges | | | \$0.09 |
| PUC Assessment | | | \$0.05 |

| | |
|---------------------------------|----------------|
| Total Commercial Charges | \$32.41 |
|---------------------------------|----------------|

Electric Service Distribution

Service Period: 09/18/2025 to 10/17/2025

| | | | |
|--------------------------------|-----------|-------------|-----------|
| Base Charge | | \$2.28 | |
| Meter Charge | | \$19.72 | |
| Distribution System Charge | 10.6 kW @ | \$ 7.148 | \$75.77 |
| Transmission Cost Recov Factor | 10.6 kW @ | \$ 4.375157 | \$46.38 |
| Distribution Cost Recovery | 10.6 kW @ | \$ 0.550016 | \$5.83 |
| Storm Recovery Charge | 17.3 kW @ | \$ 0.265218 | \$4.59 |
| Storm Recovery Tax Credit | 17.3 kW @ | \$ 0.013764 | \$0.24 CR |
| Energy Efficiency | 843 kWh @ | \$ 0.00067 | \$0.56 |
| TEEEF | 10.6 kW @ | \$ 0.2281 | \$2.42 |
| PUC Assessment | | | \$0.25 |

| | |
|-----------------------------------|-----------------|
| Total Distribution Charges | \$157.56 |
|-----------------------------------|-----------------|

| | |
|---------------------------------|-------------------|
| TOTAL CHARGES FOR ESI ID | \$189.97 ✓ |
|---------------------------------|-------------------|

Customer Name: MATAGORDA COUNTY
Account Number: 100064844327
Invoice Number: 055603643230
Invoice Date: 11/06/2025

Page 44 of 65

ESI ID Detail:

615

Service Address:

190 AVENUE F UNIT FIRESTA MARKHAM, TX 77456

ESI ID: 10032789487564611

Product:

Fixed Price

| Meter ID | Days | Read Type | Previous Read Date | Previous Meter Read | Current Read Date | Current Meter Read | Multiplier | Usage (kWh) | Actual kW/kVA | Billed kW/kVA |
|-----------|------|-----------|--------------------|---------------------|-------------------|--------------------|------------|-------------|---------------|---------------|
| 200305070 | 29 | Actual | 09/19/2025 | ✓ 27152 | 10/17/2025 | 28106 | 1.00 | 954 | | |
| TOTAL | | | | | | | | 954 | 0 | 0 |

Electric Service Commercial

Service Period: 09/19/2025 to 10/17/2025 ✓

TXU Energy Fixed Price

| | | | |
|--|-----------|--------------|---------|
| Base Usage | 954 kWh @ | \$ 0.0377995 | \$36.06 |
| Other Charges | | | \$0.03 |
| Market Securitization (Debt) Financing | | | \$0.42 |
| Other ERCOT Incremental AS Charges | | | \$0.11 |
| PUC Assessment | | | \$0.06 |

| | |
|---------------------------------|----------------|
| Total Commercial Charges | \$36.68 |
|---------------------------------|----------------|

Electric Service Distribution

Service Period: 09/19/2025 to 10/17/2025

| | | | |
|--------------------------------|-----------|-------------|-----------|
| Base Charge | | \$1.45 | |
| Meter Charge | | \$4.21 | |
| Distribution System Charge | 954 kWh @ | \$ 0.026454 | \$25.24 |
| Transmission Cost Recov Factor | 954 kWh @ | \$ 0.010825 | \$10.33 |
| Distribution Cost Recovery | 954 kWh @ | \$ 0.004234 | \$4.04 |
| Storm Recovery Charge | 954 kWh @ | \$ 0.001424 | \$1.36 |
| Storm Recovery Tax Credit | 954 kWh @ | \$ 0.000071 | \$0.07 CR |
| Energy Efficiency | 954 kWh @ | \$ 0.000693 | \$0.66 |
| TEEEF | 954 kWh @ | \$ 0.00084 | \$0.80 |
| PUC Assessment | | | \$0.08 |

| | |
|-----------------------------------|----------------|
| Total Distribution Charges | \$48.10 |
|-----------------------------------|----------------|

| | |
|---------------------------------|------------------|
| TOTAL CHARGES FOR ESI ID | \$84.78 ✓ |
|---------------------------------|------------------|

DST 00072061



Customer Name: MATAGORDA COUNTY
Account Number: 100064844327
Invoice Number: 055603643230
Invoice Date: 11/06/2025

ESI ID Detail: 464

Service Address:

190 AVENUE F UNIT JP OFF MARKHAM, TX 77456
Fixed Price

ESI ID: 10032789461015050

Product:

| Meter ID | Days | Read Type | Previous Read Date | Previous Meter Read | Current Read Date | Current Meter Read | Multiplier | Usage (kWh) | Actual kW/kVA | Billed kW/kVA |
|-----------|------|-----------|--------------------|---------------------|-------------------|--------------------|------------|-------------|---------------|---------------|
| 163788084 | 29 | Actual | 09/19/2025 | ✓ 59230 | 10/17/2025 | 60592 | 1.00 | 1362 | | |
| TOTAL | | | | | | | | 1362 | 0 | 0 |

Electric Service Commercial

Service Period: 09/19/2025 to 10/17/2025 ✓

TXU Energy Fixed Price

| | | | |
|--|------------|--------------|---------|
| Base Usage | 1362 kWh @ | \$ 0.0377995 | \$51.48 |
| Other Charges | | | \$0.05 |
| Market Securitization (Debt) Financing | | | \$0.61 |
| Other ERCOT Incremental AS Charges | | | \$0.15 |
| PUC Assessment | | | \$0.09 |

| | |
|--------------------------|---------|
| Total Commercial Charges | \$52.38 |
|--------------------------|---------|

Electric Service Distribution

Service Period: 09/19/2025 to 10/17/2025

| | | | |
|--------------------------------|-------------|-------------|-----------|
| Base Charge | | | \$1.45 |
| Meter Charge | | | \$4.21 |
| Distribution System Charge | 1,362 kWh @ | \$ 0.026454 | \$36.03 |
| Transmission Cost Recov Factor | 1,362 kWh @ | \$ 0.010825 | \$14.74 |
| Distribution Cost Recovery | 1,362 kWh @ | \$ 0.004234 | \$5.77 |
| Storm Recovery Charge | 1,362 kWh @ | \$ 0.001424 | \$1.94 |
| Storm Recovery Tax Credit | 1,362 kWh @ | \$ 0.000071 | \$0.10 CR |
| Energy Efficiency | 1,362 kWh @ | \$ 0.000693 | \$0.94 |
| TEEEF | 1,362 kWh @ | \$ 0.00084 | \$1.14 |
| PUC Assessment | | | \$0.11 |

| | |
|----------------------------|---------|
| Total Distribution Charges | \$66.23 |
|----------------------------|---------|

| | |
|--------------------------|------------|
| TOTAL CHARGES FOR ESI ID | \$118.61 ✓ |
|--------------------------|------------|

Customer Name: MATAGORDA COUNTY
Account Number: 100064844327
Invoice Number: 055603643230
Invoice Date: 11/06/2025

Page 46 of 65

ESI ID Detail:

613

Service Address:

1203 COUNTY ROAD 243 UNIT FIRESTA MATAGORDA, TX 77457

ESI ID: 10032789427413670

Product:

Fixed Price

| Meter ID | Days | Read Type | Previous Read Date | Previous Meter Read | Current Read Date | Current Meter Read | Multiplier | Usage (kWh) | Actual kW/kVA | Billed kW/kVA |
|--------------|------|-----------|--------------------|---------------------|-------------------|--------------------|------------|-------------|---------------|---------------|
| 122279171 | 29 | Actual | 09/17/2025 | ✓ 61792 | 10/15/2025 | 62373 | 1.00 | 581 | 3 | 0 |
| TOTAL | | | | | | | | 581 | 3 | 0 |

Electric Service Commercial

Service Period: 09/17/2025 to 10/15/2025 ✓

TXU Energy Fixed Price

Base Usage

581 kWh @ \$ 0.0377995 \$21.96

Other Charges

\$0.02

Market Securitization (Debt) Financing

\$0.26

Other ERCOT Incremental AS Charges

\$0.06

PUC Assessment

\$0.04

Total Commercial Charges

\$22.34

Electric Service Distribution

Service Period: 09/17/2025 to 10/15/2025

Base Charge

\$1.45

Meter Charge

\$4.21

Distribution System Charge

581 kWh @ \$ 0.026454 \$15.37

Transmission Cost Recov Factor

581 kWh @ \$ 0.010825 \$6.29

Distribution Cost Recovery

581 kWh @ \$ 0.004234 \$2.46

Storm Recovery Charge

581 kWh @ \$ 0.001424 \$0.83

Storm Recovery Tax Credit

581 kWh @ \$ 0.000071 \$0.04 CR

Energy Efficiency

581 kWh @ \$ 0.000693 \$0.40

TEEEF

581 kWh @ \$ 0.00084 \$0.49

PUC Assessment

\$0.05

Total Distribution Charges

\$31.51

TOTAL CHARGES FOR ESI ID

\$53.85 ✓



Customer Name: MATAGORDA COUNTY
Account Number: 100064844327
Invoice Number: 055603643230
Invoice Date: 11/06/2025

ESI ID Detail:

462

Service Address:

18 COUNTY ROAD 252 MATAGORDA, TX 77457

ESI ID: 10032789403973976

Product:

Fixed Price

| Meter ID | Days | Read Type | Previous Read Date | Previous Meter Read | Current Read Date | Current Meter Read | Multiplier | Usage (kWh) | Actual kW/kVA | Billed kW/kVA |
|-----------|------|-----------|--------------------|---------------------|-------------------|--------------------|------------|-------------|---------------|---------------|
| 119711668 | 29 | Actual | 09/18/2025 | ✓ 175225 | 10/16/2025 | 175247 | 1.00 | 22 | 2 | 0 |
| TOTAL | | | | | | | | 22 | 2 | 0 |

Electric Service Commercial

Service Period: 09/18/2025 to 10/16/2025 ✓

TXU Energy Fixed Price

Base Usage

22 kWh @ \$ 0.0377995

\$0.83

Market Securitization (Debt) Financing

\$0.01

Total Commercial Charges

\$0.84

Electric Service Distribution

Service Period: 09/18/2025 to 10/16/2025

Base Charge

\$1.45

Meter Charge

\$4.21

Distribution System Charge

22 kWh @ \$ 0.026454

\$0.58

Transmission Cost Recov Factor

22 kWh @ \$ 0.010825

\$0.24

Distribution Cost Recovery

22 kWh @ \$ 0.004234

\$0.09

Storm Recovery Charge

22 kWh @ \$ 0.001424

\$0.03

Energy Efficiency

22 kWh @ \$ 0.000693

\$0.02

TEEEF

22 kWh @ \$ 0.00084

\$0.02

PUC Assessment

\$0.01

Total Distribution Charges

\$6.65

TOTAL CHARGES FOR ESI ID

\$7.49 ✓

Customer Name: MATAGORDA COUNTY
Account Number: 100064844327
Invoice Number: 055603643230
Invoice Date: 11/06/2025

ESI ID Detail:

613

Service Address:

414 FISHER MATAGORDA, TX 77457

ESI ID: 10032789427542180

Product:

Fixed Price

| Concession Stand | | | | | | | | | | |
|------------------|------|-----------|--------------------|---------------------|-------------------|--------------------|------------|-------------|---------------|---------------|
| Meter ID | Days | Read Type | Previous Read Date | Previous Meter Read | Current Read Date | Current Meter Read | Multiplier | Usage (kWh) | Actual kW/kVA | Billed kW/kVA |
| 200527912 | 29 | Actual | 09/18/2025 | ✓ 2520 | 10/16/2025 | 2612 | 1.00 | 92 | | |
| TOTAL | | | | | | | | 92 | 0 | 0 |

Electric Service Commercial

Service Period: 09/18/2025 to 10/16/2025 ✓

TXU Energy Fixed Price

Base Usage

92 kWh @ \$ 0.0377995 \$3.48

Market Securitization (Debt) Financing

\$0.04

Other ERCOT Incremental AS Charges

\$0.01

PUC Assessment

\$0.01

Total Commercial Charges

\$3.54

Electric Service Distribution

Service Period: 09/18/2025 to 10/16/2025

Base Charge

\$1.45

Meter Charge

\$4.21

Distribution System Charge

92 kWh @ \$ 0.026454 \$2.43

Transmission Cost Recov Factor

92 kWh @ \$ 0.010825 \$1.00

Distribution Cost Recovery

92 kWh @ \$ 0.004234 \$0.39

Storm Recovery Charge

92 kWh @ \$ 0.001424 \$0.13

Storm Recovery Tax Credit

92 kWh @ \$ 0.000071 \$0.01 CR

Energy Efficiency

92 kWh @ \$ 0.000693 \$0.06

TEEEF

92 kWh @ \$ 0.00084 \$0.08

PUC Assessment

\$0.02

Total Distribution Charges

\$9.76

TOTAL CHARGES FOR ESI ID

\$13.30 ✓



Customer Name: MATAGORDA COUNTY
Account Number: 100064844327
Invoice Number: 055603643230
Invoice Date: 11/06/2025

595

ESI ID Detail:

Service Address:

OLD GULF RD UNIT STATION COLLECT STA MATAGORDA, TX 77457

ESI ID: 10032789494278861

Product:

Fixed Price

| Meter ID | Days | Read Type | Previous Read Date | Previous Meter Read | Current Read Date | Current Meter Read | Multiplier | Usage (kWh) | Actual kW/kVA | Billed kW/kVA |
|-----------|------|-----------|--------------------|---------------------|-------------------|--------------------|------------|-------------|---------------|---------------|
| 119431822 | 29 | Actual | 09/16/2025 | ✓ 3636 | 10/14/2025 | 3668 | 1.00 | 32 | 1 | 0 |
| TOTAL | | | | | | | | 32 | 1 | 0 |

Electric Service Commercial

Service Period: 09/16/2025 to 10/14/2025 ✓

TXU Energy Fixed Price

Base Usage

32 kWh @ \$ 0.0377995

\$1.21

Market Securitization (Debt) Financing

\$0.01

Total Commercial Charges

\$1.22

Electric Service Distribution

Service Period: 09/16/2025 to 10/14/2025

Base Charge

\$1.45

Meter Charge

\$4.21

Distribution System Charge

32 kWh @ \$ 0.026454

\$0.85

Transmission Cost Recov Factor

32 kWh @ \$ 0.010825

\$0.35

Distribution Cost Recovery

32 kWh @ \$ 0.004234

\$0.14

Storm Recovery Charge

32 kWh @ \$ 0.001424

\$0.05

Energy Efficiency

32 kWh @ \$ 0.000693

\$0.02

TEEEF

32 kWh @ \$ 0.00084

\$0.03

PUC Assessment

\$0.01

Total Distribution Charges

\$7.11

TOTAL CHARGES FOR ESI ID

\$8.33 ✓

Customer Name: MATAGORDA COUNTY
Account Number: 100064844327
Invoice Number: 055603643230
Invoice Date: 11/06/2025

Page 50 of 65

ESI ID Detail: 613

Service Address: 115 LAUREL MATAGORDA, TX 77457
Product: Fixed Price

ESI ID: 10032789495257641

Old Post Office

| Meter ID | Days | Read Type | Previous Read Date | Previous Meter Read | Current Read Date | Current Meter Read | Multiplier | Usage (kWh) | Actual kW/kVA | Billed kW/kVA |
|-----------|------|-----------|--------------------|---------------------|-------------------|--------------------|------------|-------------|---------------|---------------|
| 200292168 | 29 | Actual | 09/18/2025 | ✓ 5141 | 10/16/2025 | 5583 | 1.00 | 442 | 3 | 0 |
| TOTAL | | | | | | | | 442 | 3 | 0 |

Electric Service Commercial

Service Period: 09/18/2025 to 10/16/2025 ✓

TXU Energy Fixed Price

Base Usage

442 kWh @ \$ 0.0377995

\$16.71

Other Charges

\$0.01

Market Securitization (Debt) Financing

\$0.20

Other ERCOT Incremental AS Charges

\$0.05

PUC Assessment

\$0.03

Total Commercial Charges

\$17.00

Electric Service Distribution

Service Period: 09/18/2025 to 10/16/2025

Base Charge

\$1.45

Meter Charge

\$4.21

Distribution System Charge

442 kWh @ \$ 0.026454

\$11.69

Transmission Cost Recov Factor

442 kWh @ \$ 0.010825

\$4.78

Distribution Cost Recovery

442 kWh @ \$ 0.004234

\$1.87

Storm Recovery Charge

442 kWh @ \$ 0.001424

\$0.63

Storm Recovery Tax Credit

442 kWh @ \$ 0.000071

\$0.03 CR

Energy Efficiency

442 kWh @ \$ 0.000693

\$0.31

TEEEF

442 kWh @ \$ 0.00084

\$0.37

PUC Assessment

\$0.04

Total Distribution Charges

\$25.32

TOTAL CHARGES FOR ESI ID

\$42.32 ✓



Customer Name: MATAGORDA COUNTY
Account Number: 100064844327
Invoice Number: 055603643230
Invoice Date: 11/06/2025

ESI ID Detail: 613

Service Address:
Product:

772 LAUREL SEASONAL METER MATAGORDA, TX 77457
Fixed Price

ESI ID: 10032789417127397

Old School

| Meter ID | Days | Read Type | Previous Read Date | Previous Meter Read | Current Read Date | Current Meter Read | Multiplier | Usage (kWh) | Actual kW/KVA | Billed kW/KVA |
|-----------|------|-----------|--------------------|---------------------|-------------------|--------------------|------------|-------------|---------------|---------------|
| 148896249 | 29 | Actual | 09/18/2025 | ✓ 10706 | 10/16/2025 | 10927 | 1.00 | 221 | 3 | 0 |
| TOTAL | | | | | | | | 221 | 3 | 0 |

Electric Service Commercial

Service Period: 09/18/2025 to 10/16/2025 ✓

TXU Energy Fixed Price

| | | | |
|--|-----------|--------------|--------|
| Base Usage | 221 kWh @ | \$ 0.0377995 | \$8.35 |
| Other Charges | | | \$0.01 |
| Market Securitization (Debt) Financing | | | \$0.10 |
| Other ERCOT Incremental AS Charges | | | \$0.03 |
| PUC Assessment | | | \$0.01 |

Total Commercial Charges \$8.50

Electric Service Distribution

Service Period: 09/18/2025 to 10/16/2025

| | | | |
|--------------------------------|-----------|-------------|-----------|
| Base Charge | | | \$1.45 |
| Meter Charge | | | \$4.21 |
| Distribution System Charge | 221 kWh @ | \$ 0.026454 | \$5.85 |
| Transmission Cost Recov Factor | 221 kWh @ | \$ 0.010825 | \$2.39 |
| Distribution Cost Recovery | 221 kWh @ | \$ 0.004234 | \$0.94 |
| Storm Recovery Charge | 221 kWh @ | \$ 0.001424 | \$0.31 |
| Storm Recovery Tax Credit | 221 kWh @ | \$ 0.000071 | \$0.02 CR |
| Energy Efficiency | 221 kWh @ | \$ 0.000693 | \$0.15 |
| TEEEF | 221 kWh @ | \$ 0.00084 | \$0.19 |
| PUC Assessment | | | \$0.03 |

Total Distribution Charges \$15.50

TOTAL CHARGES FOR ESI ID \$24.00 ✓

Customer Name: MATAGORDA COUNTY
Account Number: 100064844327
Invoice Number: 055603643230
Invoice Date: 11/06/2025

ESI ID Detail:

613

Service Address:

487 MAGNOLIA ST UNIT MATAGORDA, TX 77457

ESI ID: 10032789414370120

Product:

Fixed Price

| Meter ID | Days | Read Type | Previous Read Date | Previous Meter Read | Current Read Date | Current Meter Read | Multiplier | Usage (kWh) | Actual kW/kVA | Billed kW/kVA |
|-----------|------|-----------|--------------------|---------------------|-------------------|--------------------|------------|-------------|---------------|---------------|
| 200227986 | 29 | Actual | 09/18/2025 | ✓ 23158 | 10/16/2025 | 24368 | 1.00 | 1210 | 7 | 7 |
| TOTAL | | | | | | | | 1210 | 7 | 7 |

Electric Service Commercial

Service Period: 09/18/2025 to 10/16/2025 ✓

TXU Energy Fixed Price

Base Usage

1210 kWh @ \$ 0.0377995 \$45.74

Other Charges

\$0.04

Market Securitization (Debt) Financing

\$0.53

Other ERCOT Incremental AS Charges

\$0.14

PUC Assessment

\$0.08

Total Commercial Charges

\$46.53

Electric Service Distribution

Service Period: 09/18/2025 to 10/16/2025

Base Charge

\$2.28

Meter Charge

\$19.72

Distribution System Charge

7.2 kW @ \$ 7.148 \$51.47

Transmission Cost Recov Factor

7.2 kW @ \$ 4.375157 \$31.50

Distribution Cost Recovery

7.2 kW @ \$ 0.550016 \$3.96

Storm Recovery Charge

9.2 kW @ \$ 0.265218 \$2.44

Storm Recovery Tax Credit

9.2 kW @ \$ 0.013764 \$0.13 CR

Energy Efficiency

1,210 kWh @ \$ 0.00067 \$0.81

TEEEF

7.2 kW @ \$ 0.2281 \$1.64

PUC Assessment

\$0.18

Total Distribution Charges

\$113.87

TOTAL CHARGES FOR ESI ID

\$160.40 ✓



Customer Name: MATAGORDA COUNTY
Account Number: 100064844327
Invoice Number: 055603643230
Invoice Date: 11/06/2025

Page 53 of 65

ESI ID Detail:

613

Service Address:
Product:

637 MARKET ST UNIT FIRESTA MATAGORDA, TX 77457
Fixed Price

ESI ID: 10032789446568110

| Meter ID | Days | Read Type | Previous Read Date | Previous Meter Read | Current Read Date | Current Meter Read | Multiplier | Usage (kWh) | Actual kW/kVA | Billed kW/kVA |
|-----------|------|-----------|--------------------|---------------------|-------------------|--------------------|------------|-------------|---------------|---------------|
| 122330875 | 29 | Actual | 09/18/2025 | ✓ 212689 | 10/16/2025 | 214634 | 1.00 | 1945 | 20 | 20 |
| TOTAL | | | | | | | | 1945 | 20 | 20 |

Electric Service Commercial

Service Period: 09/18/2025 to 10/16/2025 ✓

TXU Energy Fixed Price

| | | | |
|--|------------|--------------|---------|
| Base Usage | 1945 kWh @ | \$ 0.0377995 | \$73.52 |
| Other Charges | | | \$0.06 |
| Market Securitization (Debt) Financing | | | \$0.86 |
| Other ERCOT Incremental AS Charges | | | \$0.21 |
| PUC Assessment | | | \$0.12 |

| | |
|---------------------------------|----------------|
| Total Commercial Charges | \$74.77 |
|---------------------------------|----------------|

Electric Service Distribution

Service Period: 09/18/2025 to 10/16/2025

| | | | |
|--------------------------------|-------------|-------------|-----------|
| Base Charge | | \$2.28 | |
| Meter Charge | | \$19.72 | |
| Distribution System Charge | 20.1 kW @ | \$ 7.148 | \$143.67 |
| Transmission Cost Recov Factor | 20.1 kW @ | \$ 4.375157 | \$87.94 |
| Distribution Cost Recovery | 20.1 kW @ | \$ 0.550016 | \$11.06 |
| Storm Recovery Charge | 20.1 kW @ | \$ 0.265218 | \$5.33 |
| Storm Recovery Tax Credit | 20.1 kW @ | \$ 0.013764 | \$0.28 CR |
| Energy Efficiency | 1,945 kWh @ | \$ 0.00067 | \$1.30 |
| TEEEF | 20.1 kW @ | \$ 0.2281 | \$4.58 |
| PUC Assessment | | | \$0.44 |

| | |
|-----------------------------------|-----------------|
| Total Distribution Charges | \$276.04 |
|-----------------------------------|-----------------|

| | |
|---------------------------------|-------------------|
| TOTAL CHARGES FOR ESI ID | \$350.81 ✓ |
|---------------------------------|-------------------|

Customer Name: MATAGORDA COUNTY
Account Number: 100064844327
Invoice Number: 055603643230
Invoice Date: 11/06/2025

Page 54 of 65

ESI ID Detail:

662

Service Address:

2 RIVER BEND ODLT 400HPS MATAGORDA, TX 77457

ESI ID: 10032789432664941

Product:

Fixed Price

| Meter ID | Days | Read Type | Previous Read Date | Previous Meter Read | Current Read Date | Current Meter Read | Multiplier | Usage (kWh) | Actual kW/kVA | Billed kW/kVA |
|--------------|------|-----------|--------------------|---------------------|-------------------|--------------------|------------|-------------|---------------|---------------|
| 7006992918SD | 29 | Actual | 09/18/2025 | 0 | 10/16/2025 | ✓ 155 | 1.00 | 155 | | |
| TOTAL | | | | | | | | 155 | 0 | 0 |

Electric Service Commercial

Service Period: 09/18/2025 to 10/16/2025 ✓

TXU Energy Fixed Price

Base Usage

155 kWh @ \$ 0.0377995 \$5.86

Other Charges

\$0.01

Market Securitization (Debt) Financing

\$0.07

Other ERCOT Incremental AS Charges

\$0.02

PUC Assessment

\$0.01

Total Commercial Charges

\$5.97

Electric Service Distribution

Service Period: 09/18/2025 to 10/16/2025

Outdoor Lighting - Facilities

\$7.51

Distribution System Charge

155 kWh @ \$ 0.0264516 \$4.10

Transmission Cost Recov Factor

155 kWh @ \$ 0.0108387 \$1.68

Distribution Cost Recovery

155 kWh @ \$ 0.0042581 \$0.66

Storm Recovery Charge

155 kWh @ \$ 0.0092903 \$1.44

Storm Recovery Tax Credit

155 kWh @ \$ 0.0004516 \$0.07 CR

TEEEF

155 kWh @ \$ 0.0008387 \$0.13

PUC Assessment

\$0.02

Total Distribution Charges

\$15.47

TOTAL CHARGES FOR ESI ID

\$21.44 ✓



Customer Name: MATAGORDA COUNTY
Account Number: 100064844327
Invoice Number: 055603643230
Invoice Date: 11/06/2025

Page 55 of 65

ESI ID Detail:

615

Service Address:

HIGHWAY 111 ODL MIDFIELD, TX 77458

ESI ID: 10032789492176731

Product:

Fixed Price

| Meter ID | Days | Read Type | Previous Read Date | Previous Meter Read | Current Read Date | Current Meter Read | Multiplier | Usage (kWh) | Actual kW/kVA | Billed kW/kVA |
|--------------|------|-----------|--------------------|---------------------|-------------------|--------------------|------------|-------------|---------------|---------------|
| 7007147859SD | 29 | Actual | 09/04/2025 | 0 | 10/02/2025 | ✓ 104 | 1.00 | 104 | | |
| TOTAL | | | | | | | | 104 | 0 | 0 |

Electric Service Commercial

Service Period: 09/04/2025 to 10/02/2025 ✓

TXU Energy Fixed Price

Base Usage

104 kWh @ \$ 0.0377995

\$3.93

Market Securitization (Debt) Financing

\$0.04

Other ERCOT Incremental AS Charges

\$0.01

PUC Assessment

\$0.01

Total Commercial Charges

\$3.99

Electric Service Distribution

Service Period: 09/04/2025 to 10/02/2025

Outdoor Lighting - Facilities

\$7.11

Distribution System Charge

104 kWh @ \$ 0.0264423

\$2.75

Transmission Cost Recov Factor

104 kWh @ \$ 0.0108654

\$1.13

Distribution Cost Recovery

104 kWh @ \$ 0.0042308

\$0.44

Storm Recovery Charge

104 kWh @ \$ 0.0093269

\$0.97

Storm Recovery Tax Credit

104 kWh @ \$ 0.0004808

\$0.05 CR

TEEEF

104 kWh @ \$ 0.0008654

\$0.09

PUC Assessment

\$0.02

Total Distribution Charges

\$12.46

TOTAL CHARGES FOR ESI ID

\$16.45 ✓

Customer Name: MATAGORDA COUNTY
Account Number: 100064844327
Invoice Number: 055603643230
Invoice Date: 11/06/2025

ESI ID Detail:

615

Service Address:

110 JUNETTA AVE MIDFIELD, TX 77458

ESI ID: 10032789459047060

Product:

Fixed Price

| Meter ID | Days | Read Type | Previous Read Date | Previous Meter Read | Current Read Date | Current Meter Read | Multiplier | Usage (kWh) | Actual kW/kVA | Billed kW/kVA |
|-----------|------|-----------|--------------------|---------------------|-------------------|--------------------|------------|-------------|---------------|---------------|
| 157104699 | 29 | Actual | 09/04/2025 | ✓ 24212 | 10/02/2025 | 24643 | 1.00 | 431 | 11 | 12 |
| TOTAL | | | | | | | | 431 | 11 | 12 |

Electric Service Commercial

Service Period: 09/04/2025 to 10/02/2025 ✓

TXU Energy Fixed Price

Base Usage

431 kWh @ \$ 0.0377995 \$16.29

Other Charges

\$0.01

Market Securitization (Debt) Financing

\$0.17

Other ERCOT Incremental AS Charges

\$0.04

PUC Assessment

\$0.03

Total Commercial Charges

\$16.54

Electric Service Distribution

Service Period: 09/04/2025 to 10/02/2025

Base Charge

\$2.28

Meter Charge

\$19.72

Distribution System Charge

11.5 kW @ \$ 7.148 \$82.20

Transmission Cost Recov Factor

11.5 kW @ \$ 4.375157 \$50.31

Distribution Cost Recovery

11.5 kW @ \$ 0.550016 \$6.33

Storm Recovery Charge

19.4 kW @ \$ 0.265218 \$5.15

Storm Recovery Tax Credit

19.4 kW @ \$ 0.013764 \$0.27 CR

Energy Efficiency

431 kWh @ \$ 0.00067 \$0.29

TEEEF

11.5 kW @ \$ 0.2281 \$2.62

PUC Assessment

\$0.27

Total Distribution Charges

\$168.90

TOTAL CHARGES FOR ESI ID

\$185.44 ✓



Customer Name: MATAGORDA COUNTY
Account Number: 100064844327
Invoice Number: 055603643230
Invoice Date: 11/06/2025

ESI ID Detail:

615

Service Address:

110 JUNETTA ODLT 150HPS AL MIDFIELD, TX 77458

ESI ID: 10032789459047061

Product:

Fixed Price

| Meter ID | Days | Read Type | Previous Read Date | Previous Meter Read | Current Read Date | Current Meter Read | Multiplier | Usage (kWh) | Actual kW/kVA | Billed kW/kVA |
|--------------|------|-----------|--------------------|---------------------|-------------------|--------------------|------------|-------------|---------------|---------------|
| 7007074246SD | 29 | Actual | 09/04/2025 | 0 | 10/02/2025 | ✓ 57 | 1.00 | 57 | | |
| TOTAL | | | | | | | | 57 | 0 | 0 |

Electric Service Commercial

Service Period: 09/04/2025 to 10/02/2025 ✓

TXU Energy Fixed Price

Base Usage

57 kWh @ \$ 0.0377995

\$2.15

Market Securitization (Debt) Financing

\$0.02

Total Commercial Charges

\$2.17

Electric Service Distribution

Service Period: 09/04/2025 to 10/02/2025

Outdoor Lighting - Facilities

\$6.44

Distribution System Charge

57 kWh @ \$ 0.0264912

\$1.51

Transmission Cost Recov Factor

57 kWh @ \$ 0.0108772

\$0.62

Distribution Cost Recovery

57 kWh @ \$ 0.0042105

\$0.24

Storm Recovery Charge

57 kWh @ \$ 0.0092982

\$0.53

Storm Recovery Tax Credit

57 kWh @ \$ 0.0005263

\$0.03 CR

TEEEF

57 kWh @ \$ 0.0008772

\$0.05

PUC Assessment

\$0.01

Total Distribution Charges

\$9.37

TOTAL CHARGES FOR ESI ID

\$11.54 ✓

Customer Name: MATAGORDA COUNTY
Account Number: 100064844327
Invoice Number: 055603643230
Invoice Date: 11/06/2025

Page 58 of 65

ESI ID Detail:

615

Service Address:

RAWLS ODL MIDFIELD, TX 77458

Product:

Fixed Price

ESI ID: 10032789461418841

| Meter ID | Days | Read Type | Previous Read Date | Previous Meter Read | Current Read Date | Current Meter Read | Multiplier | Usage (kWh) | Actual kW/kVA | Billed kW/kVA |
|--------------|------|-----------|--------------------|---------------------|-------------------|--------------------|------------|-------------|---------------|---------------|
| 7007068113SD | 29 | Actual | 09/04/2025 | 0 | 10/02/2025 | ✓ 104 | 1.00 | 104 | | |
| TOTAL | | | | | | | | 104 | 0 | 0 |

Electric Service Commercial

Service Period: 09/04/2025 to 10/02/2025 ✓

TXU Energy Fixed Price

Base Usage

104 kWh @ \$ 0.0377995

\$3.93

Market Securitization (Debt) Financing

\$0.04

Other ERCOT Incremental AS Charges

\$0.01

PUC Assessment

\$0.01

Total Commercial Charges

\$3.99

Electric Service Distribution

Service Period: 09/04/2025 to 10/02/2025

Outdoor Lighting - Facilities

\$7.11

Distribution System Charge

104 kWh @ \$ 0.0264423

\$2.75

Transmission Cost Recov Factor

104 kWh @ \$ 0.0108654

\$1.13

Distribution Cost Recovery

104 kWh @ \$ 0.0042308

\$0.44

Storm Recovery Charge

104 kWh @ \$ 0.0093269

\$0.97

Storm Recovery Tax Credit

104 kWh @ \$ 0.0004808

\$0.05 CR

TEEEF

104 kWh @ \$ 0.0008654

\$0.09

PUC Assessment

\$0.02

Total Distribution Charges

\$12.46

TOTAL CHARGES FOR ESI ID

\$16.45 ✓

DST 00072061



Customer Name: MATAGORDA COUNTY
Account Number: 100064844327
Invoice Number: 055603643230
Invoice Date: 11/06/2025

ESI ID Detail:

615

Service Address:

RAWLS UNIT FIRES MIDFIELD, TX 77458

ESI ID: 10032789433412700

Product:

Fixed Price

| Meter ID | Days | Read Type | Previous Read Date | Previous Meter Read | Current Read Date | Current Meter Read | Multiplier | Usage (kWh) | Actual kW/kVA | Billed kW/kVA |
|--------------|------|-----------|--------------------|---------------------|-------------------|--------------------|------------|-------------|---------------|---------------|
| 136592656 | 29 | Actual | 09/04/2025 | ✓ 243879 | 10/02/2025 | 247697 | 1.00 | 3818 | 8 | 8 |
| TOTAL | | | | | | | | 3818 | 8 | 8 |

Electric Service Commercial

Service Period: 09/04/2025 to 10/02/2025 ✓

TXU Energy Fixed Price

Base Usage

3818 kWh @ \$ 0.0377995

\$144.32

Other Charges

\$0.06

Market Securitization (Debt) Financing

\$1.55

Other ERCOT Incremental AS Charges

\$0.40

PUC Assessment

\$0.24

Total Commercial Charges

\$146.57

Electric Service Distribution

Service Period: 09/04/2025 to 10/02/2025

Base Charge

\$2.28

Meter Charge

\$19.72

Distribution System Charge

7.9 kW @ \$ 7.148

\$56.47

Transmission Cost Recov Factor

7.9 kW @ \$ 4.375157

\$34.56

Distribution Cost Recovery

7.9 kW @ \$ 0.550016

\$4.35

Storm Recovery Charge

12 kW @ \$ 0.265218

\$3.18

Storm Recovery Tax Credit

12 kW @ \$ 0.013764

\$0.17 CR

Energy Efficiency

3,818 kWh @ \$ 0.00067

\$2.56

TEEEF

7.9 kW @ \$ 0.2281

\$1.80

PUC Assessment

\$0.20

Total Distribution Charges

\$124.95

TOTAL CHARGES FOR ESI ID

\$271.52 ✓

Customer Name: MATAGORDA COUNTY
Account Number: 100064844327
Invoice Number: 055603643230
Invoice Date: 11/06/2025

Page 60 of 65

ESI ID Detail:

615

Service Address:

955 STREETLIGHT STLG 1000HPS MIDFIELD, TX 77458

ESI ID: 10032789441468646

Product:

Fixed Price

| Meter ID | Days | Read Type | Previous Read Date | Previous Meter Read | Current Read Date | Current Meter Read | Multiplier | Usage (kWh) | Actual kW/kVA | Billed kW/kVA |
|--------------|------|-----------|--------------------|---------------------|-------------------|--------------------|------------|-------------|---------------|---------------|
| 7005524968SD | 31 | Actual | 09/26/2025 | 0 | 10/26/2025 | ✓ 367 | 1.00 | 367 | | |
| TOTAL | | | | | | | | 367 | 0 | 0 |

Electric Service Commercial

Service Period: 09/26/2025 to 10/26/2025 ✓

TXU Energy Fixed Price

Base Usage

367 kWh @ \$ 0.0377995 \$13.87

Other Charges

\$0.02

Market Securitization (Debt) Financing

\$0.16

Other ERCOT Incremental AS Charges

\$0.05

PUC Assessment

\$0.02

Total Commercial Charges

\$14.12

Electric Service Distribution

Service Period: 09/26/2025 to 10/26/2025

Base Charge

\$1.45

Street Lighting - Facilities

\$10.19

Distribution System Charge

367 kWh @ \$ 0.0264578 \$9.71

Transmission Cost Recov Factor

367 kWh @ \$ 0.0108174 \$3.97

Distribution Cost Recovery

367 kWh @ \$ 0.0042234 \$1.55

Storm Recovery Charge

367 kWh @ \$ 0.0092916 \$3.41

Storm Recovery Tax Credit

367 kWh @ \$ 0.0004632 \$0.17 CR

TEEEF

367 kWh @ \$ 0.0008447 \$0.31

PUC Assessment

\$0.04

Total Distribution Charges

\$30.46

TOTAL CHARGES FOR ESI ID

\$44.58 ✓

DST 00072061



Customer Name: MATAGORDA COUNTY
Account Number: 100064844327
Invoice Number: 055603643230
Invoice Date: 11/06/2025

ESI ID Detail:

463

Service Address:

405 COMMERCE ST PALACIOS, TX 77465-5468

ESI ID: 10032789440808411

Product:

Fixed Price

JP #3

| Meter ID | Days | Read Type | Previous Read Date | Previous Meter Read | Current Read Date | Current Meter Read | Multiplier | Usage (kWh) | Actual kW/kVA | Billed kW/kVA |
|-----------|------|-----------|--------------------|---------------------|-------------------|--------------------|------------|-------------|---------------|---------------|
| 119430885 | 29 | Actual | 09/22/2025 | 763710 | 10/20/2025 | 766970 | 1.00 | 3260 | 11 | 11 |
| TOTAL | | | | | | | | 3260 | 11 | 11 |

Electric Service Commercial

Service Period: 09/22/2025 to 10/20/2025 ✓

TXU Energy Fixed Price

| | | | |
|--|------------|--------------|----------|
| Base Usage | 3260 kWh @ | \$ 0.0377995 | \$123.23 |
| Other Charges | | | \$0.12 |
| Market Securitization (Debt) Financing | | | \$1.44 |
| Other ERCOT Incremental AS Charges | | | \$0.37 |
| PUC Assessment | | | \$0.21 |
| Gross Receipts Reimb | | | \$1.35 |

Total Commercial Charges **\$126.72**

Electric Service Distribution

Service Period: 09/22/2025 to 10/20/2025

| | | | |
|--------------------------------|-------------|-------------|-----------|
| Base Charge | | | \$2.28 |
| Meter Charge | | | \$19.72 |
| Distribution System Charge | 10.9 kW @ | \$ 7.148 | \$77.91 |
| Transmission Cost Recov Factor | 10.9 kW @ | \$ 4.375157 | \$47.69 |
| Distribution Cost Recovery | 10.9 kW @ | \$ 0.550016 | \$6.00 |
| Storm Recovery Charge | 23.5 kW @ | \$ 0.265218 | \$6.23 |
| Storm Recovery Tax Credit | 23.5 kW @ | \$ 0.013764 | \$0.32 CR |
| Energy Efficiency | 3,260 kWh @ | \$ 0.00067 | \$2.18 |
| TEEEF | 10.9 kW @ | \$ 0.2281 | \$2.49 |
| PUC Assessment | | | \$0.26 |
| Gross Receipts Reimb | | | \$1.68 |

Total Distribution Charges **\$166.12**

TOTAL CHARGES FOR ESI ID **\$292.84** ✓

Customer Name: MATAGORDA COUNTY
Account Number: 100064844327
Invoice Number: 055603643230
Invoice Date: 11/06/2025

Page 62 of 65

ESI ID Detail: 614

Service Address:
Product:

25000 STATE HIGHWAY 35 S PALACIOS, TX 77465-1920
Fixed Price

ESI ID: 10032789474945242

| Meter ID | Days | Read Type | Previous Read Date | Previous Meter Read | Current Read Date | Current Meter Read | Multiplier | Usage (kWh) | Actual kW/kVA | Billed kW/kVA |
|--------------|------|-----------|--------------------|---------------------|-------------------|--------------------|------------|-------------|---------------|---------------|
| 7005712552SD | 29 | Actual | 09/11/2025 | 0 | 10/09/2025 | ✓ 620 | 1.00 | 620 | | |
| TOTAL | | | | | | | | 620 | 0 | 0 |

Electric Service Commercial

Service Period: 09/11/2025 to 10/09/2025 ✓

TXU Energy Fixed Price

Base Usage

620 kWh @ \$ 0.0377995 \$23.43

Other Charges

\$0.02

Market Securitization (Debt) Financing

\$0.28

Other ERCOT Incremental AS Charges

\$0.08

PUC Assessment

\$0.04

Total Commercial Charges

\$23.85

Electric Service Distribution

Service Period: 09/11/2025 to 10/09/2025

Outdoor Lighting - Facilities

\$30.04

Distribution System Charge

620 kWh @ \$ 0.0264516 \$16.40

Transmission Cost Recov Factor

620 kWh @ \$ 0.0108226 \$6.71

Distribution Cost Recovery

620 kWh @ \$ 0.0042419 \$2.63

Storm Recovery Charge

620 kWh @ \$ 0.0093065 \$5.77

Storm Recovery Tax Credit

620 kWh @ \$ 0.0004677 \$0.29 CR

TEEEF

620 kWh @ \$ 0.0008387 \$0.52

PUC Assessment

\$0.09

Total Distribution Charges

\$61.87

TOTAL CHARGES FOR ESI ID

\$85.72 ✓



Customer Name: MATAGORDA COUNTY
Account Number: 100064844327
Invoice Number: 055603643230
Invoice Date: 11/06/2025

ESI ID Detail:

614

Service Address:

25000 STATE HIGHWAY 35 S UNIT OFFIC PALACIOS, TX 77465-1920

ESI ID: 10032789453394875

Product:

Fixed Price

| Meter ID | Days | Read Type | Previous Read Date | Previous Meter Read | Current Read Date | Current Meter Read | Multiplier | Usage (kWh) | Actual kW/kVA | Billed kW/kVA |
|-----------|------|-----------|--------------------|---------------------|-------------------|--------------------|------------|-------------|---------------|---------------|
| 200161839 | 29 | Actual | 09/11/2025 | ✓ 6917 | 10/09/2025 | 7915 | 1.00 | 998 | 6 | 0 |
| TOTAL | | | | | | | | 998 | 6 | 0 |

Electric Service Commercial

Service Period: 09/11/2025 to 10/09/2025 ✓

TXU Energy Fixed Price

Base Usage

998 kWh @ \$ 0.0377995

\$37.72

Other Charges

\$0.02

Market Securitization (Debt) Financing

\$0.44

Other ERCOT Incremental AS Charges

\$0.10

PUC Assessment

\$0.06

Total Commercial Charges

\$38.34

Electric Service Distribution

Service Period: 09/11/2025 to 10/09/2025

Base Charge

\$1.45

Meter Charge

\$4.21

Distribution System Charge

998 kWh @ \$ 0.026454

\$26.40

Transmission Cost Recov Factor

998 kWh @ \$ 0.010825

\$10.80

Distribution Cost Recovery

998 kWh @ \$ 0.004234

\$4.23

Storm Recovery Charge

998 kWh @ \$ 0.001424

\$1.42

Storm Recovery Tax Credit

998 kWh @ \$ 0.000071

\$0.07 CR

Energy Efficiency

998 kWh @ \$ 0.000693

\$0.69

TEEEF

998 kWh @ \$ 0.00084

\$0.84

PUC Assessment

\$0.08

Total Distribution Charges

\$50.05

TOTAL CHARGES FOR ESI ID

\$88.39

Customer Name: MATAGORDA COUNTY
Account Number: 100064844327
Invoice Number: 055603643230
Invoice Date: 11/06/2025

Page 64 of 65

ESI ID Detail:

614

Service Address:

25000 STATE HIGHWAY 35 S UNIT P7 PALACIOS, TX 77465-1920
Fixed Price

ESI ID: 10032789474945241

Product:

| Meter ID | Days | Read Type | Previous Read Date | Previous Meter Read | Current Read Date | Current Meter Read | Multiplier | Usage (kWh) | Actual kW/kVA | Billed kW/kVA |
|-----------|------|-----------|--------------------|---------------------|-------------------|--------------------|------------|-------------|---------------|---------------|
| 122240914 | 29 | Actual | 09/11/2025 | ✓ 67010 | 10/09/2025 | 67293 | 1.00 | 283 | 8 | 0 |
| TOTAL | | | | | | | | 283 | 8 | 0 |

Electric Service Commercial

Service Period: 09/11/2025 to 10/09/2025 ✓

TXU Energy Fixed Price

Base Usage

283 kWh @ \$ 0.0377995 \$10.70

Other Charges

\$0.01

Market Securitization (Debt) Financing

\$0.12

Other ERCOT Incremental AS Charges

\$0.03

PUC Assessment

\$0.02

Total Commercial Charges

\$10.88

Electric Service Distribution

Service Period: 09/11/2025 to 10/09/2025

Base Charge

\$1.45

Meter Charge

\$4.21

Distribution System Charge

283 kWh @ \$ 0.026454 \$7.49

Transmission Cost Recov Factor

283 kWh @ \$ 0.010825 \$3.06

Distribution Cost Recovery

283 kWh @ \$ 0.004234 \$1.20

Storm Recovery Charge

283 kWh @ \$ 0.001424 \$0.40

Storm Recovery Tax Credit

283 kWh @ \$ 0.000071 \$0.02 CR

Energy Efficiency

283 kWh @ \$ 0.000693 \$0.20

TEEEF

283 kWh @ \$ 0.00084 \$0.24

PUC Assessment

\$0.03

Total Distribution Charges

\$18.26

TOTAL CHARGES FOR ESI ID

\$29.14 ✓





Customer Name: MATAGORDA COUNTY
Account Number: 100064844327
Invoice Number: 055603643230
Invoice Date: 11/06/2025

ESI ID Detail: 612

Service Address:
Product:

17817 WOOD PLEDGER, TX 77468-0000
Fixed Price

ESI ID: 1008901015815710800100

| Meter ID | Days | Read Type | Previous Read Date | Previous Meter Read | Current Read Date | Current Meter Read | Multiplier | Usage (kWh) | Actual kW/kVA | Billed kW/kVA |
|-----------|------|-----------|--------------------|---------------------|-------------------|--------------------|------------|-------------|---------------|---------------|
| I90851001 | 31 | Actual | 09/19/2025 | ✓ 11601 | 10/19/2025 | 12234 | 1.00 | 633 | 9 | 9 |
| TOTAL | | | | | | | | 633 | 9 | 9 |

Electric Service Commercial

Service Period: 09/19/2025 to 10/19/2025 ✓

TXU Energy Fixed Price

| | | | |
|--|-----------|--------------|---------|
| Base Usage | 633 kWh @ | \$ 0.0377995 | \$23.93 |
| Other Charges | | | \$0.02 |
| Market Securitization (Debt) Financing | | | \$0.28 |
| Other ERCOT Incremental AS Charges | | | \$0.07 |
| PUC Assessment | | | \$0.04 |

Total Commercial Charges **\$24.34**

Electric Service Distribution

Service Period: 09/19/2025 to 10/19/2025

| | | | |
|--------------------------------|------------|-------------|-----------|
| Base Charge | | | \$4.14 |
| Meter Charge | | | \$9.27 |
| Distribution System Charge | 9 kVA @ | \$ 4.893333 | \$44.04 |
| Transmission Cost Recov Factor | 8.98 kVA @ | \$ 4.298441 | \$38.60 |
| Distribution Cost Recovery | 9 kVA @ | \$ 0.352222 | \$3.17 |
| Storm Recovery Charge | 9 kVA @ | \$ 0.194444 | \$1.75 |
| Nuclear Decommission | 9 kVA @ | \$ 0.001111 | \$0.01 |
| TDU Bill Credit | 9 kVA @ | \$ 0.022222 | \$0.20 CR |
| Tax Refund Credit | 9 kVA @ | \$ 0.032222 | \$0.29 CR |
| Rate Case Expense Surcharge | 9 kVA @ | \$ 0.008889 | \$0.08 |
| Energy Efficiency | 633 kWh @ | \$ 0.000727 | \$0.46 |
| TEEEF | 9 kVA @ | \$ 0.504444 | \$4.54 |
| PUC Assessment | | | \$0.17 |

Total Distribution Charges **\$105.74**

TOTAL CHARGES FOR ESI ID **\$130.08** ✓

Current Charges **\$24,921.38** ✓



DST 00072061

