

Bee County, Texas


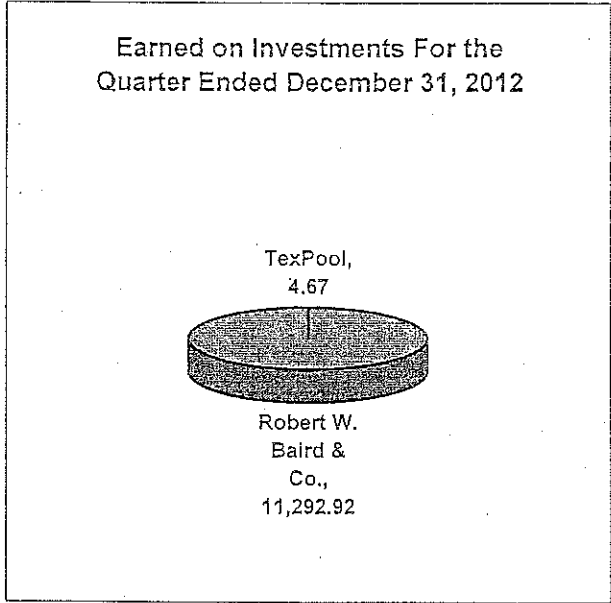
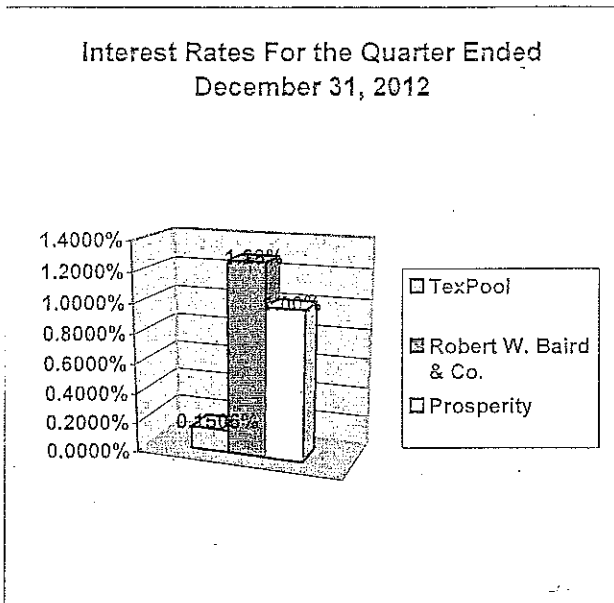
SCHEDULE OF INVESTMENT ACTIVITY

For The Quarter Ending December 31, 2012

Prepared By
County Auditor's Office

Bee County, Texas
 Schedule of Investment Activity Combined
 For the Quarter Ended December 31, 2012

| Investments | Balance 9/30/2012 | Deposits | Withdrawals | Interest | Balance 12/31/2012 |
|-----------------------|----------------------|------------------|-----------------|------------------|-----------------------|
| TexPool Investments | 12,005.57 | 0.00 | 0.00 | 4.67 | 12,010.24 |
| Robert W. Baird & Co. | 3,007,693.25 | 35,000.00 | 1,514.29 | 11,292.92 | 3,052,471.88 |
| TOTALS | 3,019,698.82 | 35,000.00 | 1,514.29 | 11,297.59 | 3,064,482.12 |



Blandina V. Costley
 Blandina V. Costley, Bee County Investment Officer

Bee County, Texas
 Schedule of Investment Activity Combined
 For the Quarter Ended December 31, 2012

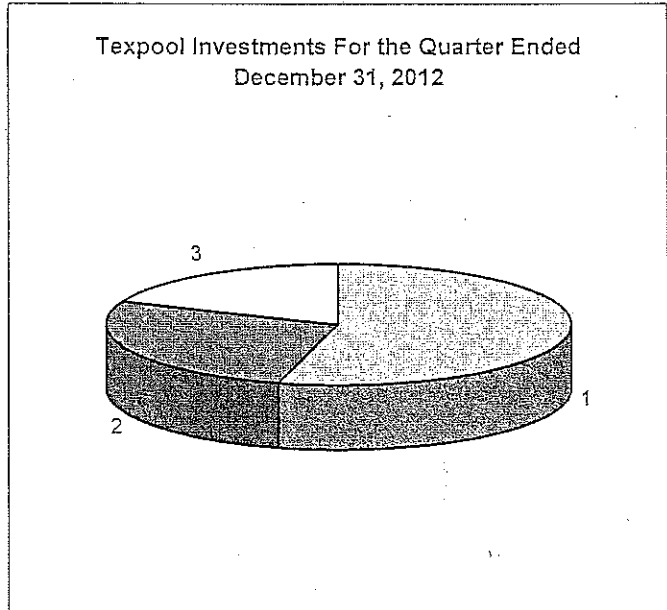
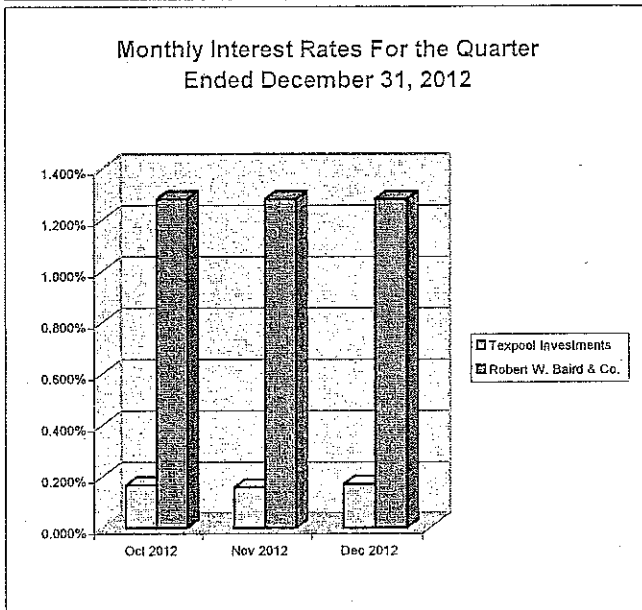
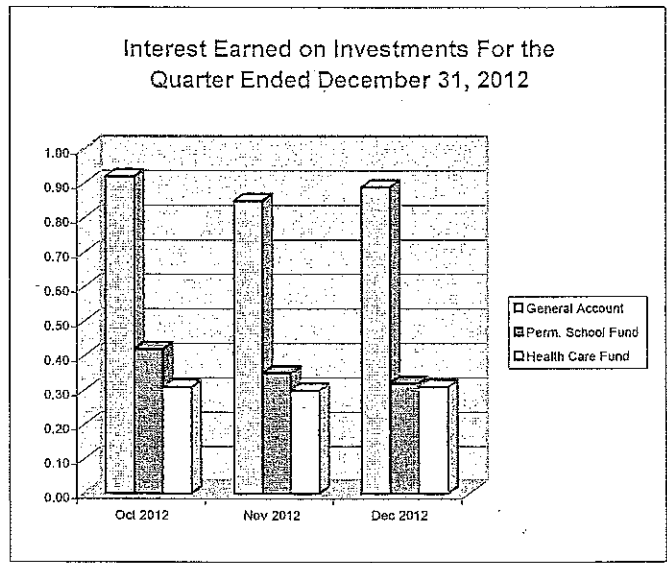
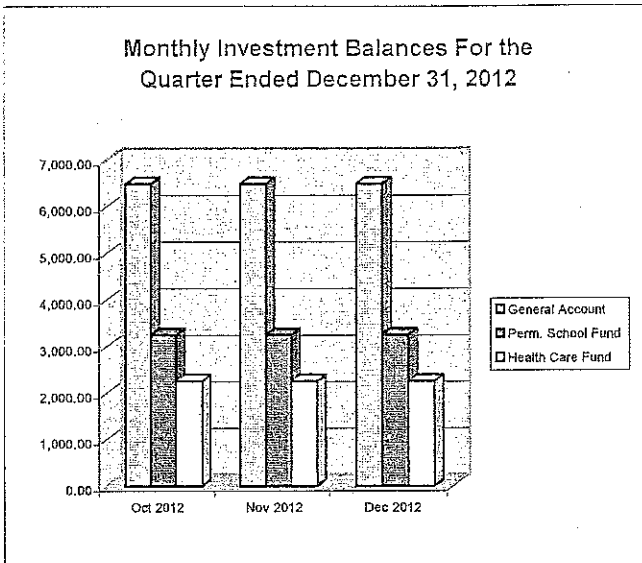
| MONTHLY BALANCES | <u>December 2012</u> |
|-----------------------|----------------------------|
| TexPool Investments | 12,010.24 |
| Robert W. Baird & Co. | 3,052,471.88 |
| Total Monthly Balance | <u><u>3,064,482.12</u></u> |

| INTEREST EARNED | <u>December 2012</u> |
|--|------------------------|
| TexPool Investments | 4.67 |
| Robert W. Baird & Co. | 11,292.92 |
| Robert W. Baird & Co. Prof. Services | -1,514.29 |
| Robert W. Baird & Co. Cost Rpt. & Other Exp. | 0.00 |
| Total Monthly Balance | <u><u>9,783.30</u></u> |

| INTEREST RATES | <u>December 2012</u> |
|-----------------------|----------------------|
| TexPool Investments | 0.1506% |
| Robert W. Baird & Co. | 1.28% |
| Prosperity | 1.00% |

Bee County, Texas
 Schedule of Investment Activity Texpool
 For the Quarter Ended December 31, 2012

| Texpool Investments | Balance 9/30/2012 | Deposits | Withdrawals | Interest | Balance 12/31/2012 |
|--------------------------------|----------------------|-------------|-------------|-------------|-----------------------|
| 1. General Account | 6,491.12 | 0.00 | 0.00 | 2.66 | 6,493.78 |
| 2. #80 Perm. School Fund | 3,257.78 | 0.00 | 0.00 | 1.09 | 3,258.87 |
| 3. #23 & 83 Health Care I & II | 2,256.67 | 0.00 | 0.00 | 0.92 | 2,257.59 |
| TOTALS | 12,005.57 | 0.00 | 0.00 | 4.67 | 12,010.24 |



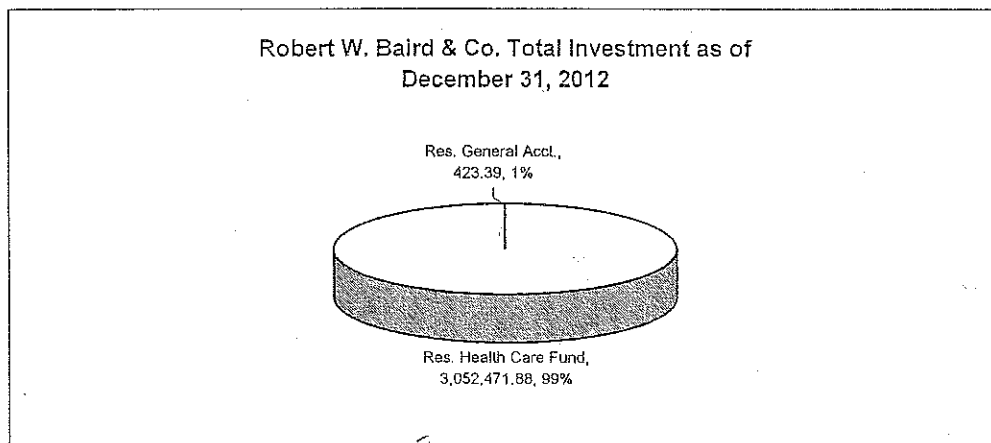

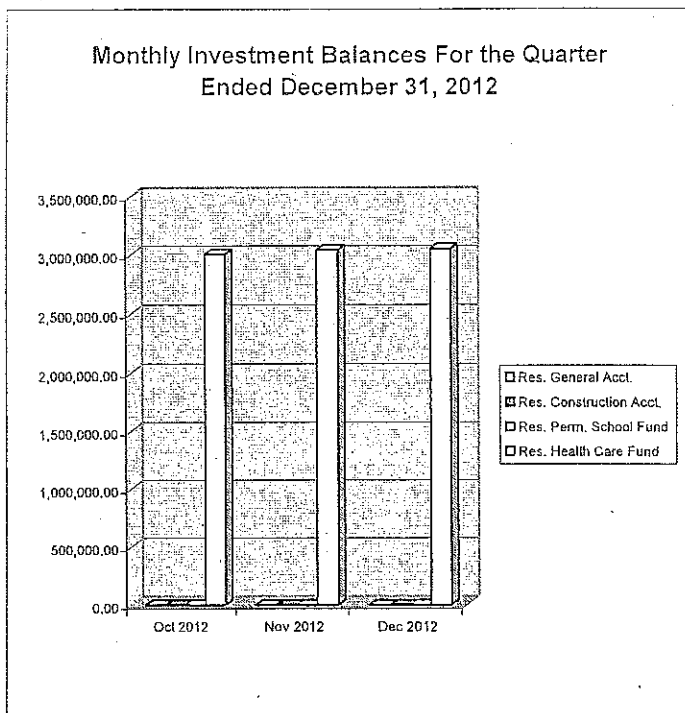
Blandina Costley 1/18/13
 Blandina V. Costley, Bee County Investment Officer

Bee County, Texas
Schedule of Investment Activity Texpool
For the Quarter Ended December 31, 2012

| MONTHLY BALANCES | October 2012 | November 2012 | December 2012 |
|--------------------------------------|------------------|------------------|------------------|
| General Account | 6,492.04 | 6,492.89 | 6,493.78 |
| #80 Permanent School Fund | 3,258.20 | 3,258.55 | 3,258.87 |
| #23 & #83 Health Care Fund I & II | 2,256.98 | 2,257.28 | 2,257.59 |
| Total Monthly Balance | 12,007.22 | 12,008.72 | 12,010.24 |
| INTEREST EARNED | October 2012 | November 2012 | December 2012 |
| General Account | 0.92 | 0.85 | 0.89 |
| #80 Permanent School Fund | 0.42 | 0.35 | 0.32 |
| #23 & #83 Health Care Fund I & II | 0.31 | 0.30 | 0.31 |
| Total Monthly Balance | 1.65 | 1.50 | 1.52 |
| INTEREST RATES | October 2012 | November 2012 | December 2012 |
| TexPool Investments | 0.166% | 0.156% | 0.1701% |
| Robert W. Baird & Co. | 1.28% | 1.28% | 1.28% |
| GENERAL ACCT INVESTMENTS | October 2012 | November 2012 | December 2012 |
| General Fund #12 | 1,172.48 | 1,172.64 | 1,172.80 |
| Co. Clerk Records Mgmt Fund #14 | 128.66 | 128.68 | 128.70 |
| Courthouse Security Fund #17 | 31.97 | 31.97 | 31.97 |
| Road & Bridge Fund #20 | 3,111.51 | 3,111.92 | 3,112.35 |
| Special Road Tax Fund #21 | 22.88 | 22.88 | 22.88 |
| Fuel Farm Fund #22 | 24.40 | 24.40 | 24.40 |
| BCRMC Unrestricted Fund #24 | 0.00 | 0.00 | 0.00 |
| Farm to Market Fund #25 | 20.17 | 20.17 | 20.17 |
| Co. Records Management Fund #26 | 501.05 | 501.12 | 501.19 |
| Abandoned Vehicle Fund #30 | 8.33 | 8.33 | 8.33 |
| Law Library Fund #47 | 223.12 | 223.15 | 223.18 |
| Refunding I & S Fund #60 | 60.31 | 60.32 | 60.33 |
| Hillside Drive Improvements Fund #70 | 0.00 | 0.00 | 0.00 |
| Courthouse Renovations Fund #71 | 227.34 | 227.37 | 227.40 |
| Jail Capital Improvements Fund #72 | 44.03 | 44.04 | 44.05 |
| Right of Way Fund #73 | 258.98 | 259.01 | 259.05 |
| Technology Fund #82 | 98.60 | 98.61 | 98.62 |
| Group Health Ins Fund #95 | 558.21 | 558.28 | 558.36 |
| TOTAL GENERAL ACCOUNT INV. | 6,492.04 | 6,492.89 | 6,493.78 |

Bee County, Texas
Schedule of Investment Activity Robert W. Baird & Co.
For the Quarter Ended December 31, 2012

| Robert W. Baird & Co. Investments | Balance 9/30/2012 | Deposits | Withdrawals | Interest | Balance 12/31/2012 |
|-----------------------------------|----------------------|------------------|-----------------|------------------|-----------------------|
| Reserve General Account | 423.39 | 0.00 | 0.00 | 0.00 | 423.39 |
| Reserve Construction Account | 0.00 | 0.00 | 0.00 | 0.00 | 0.00 |
| Reserve Permanent School Fund | 0.00 | 0.00 | 0.00 | 0.00 | 0.00 |
| Reserve Health Care Fund | 3,007,269.86 | 35,000.00 | 1,514.29 | 11,292.92 | 3,052,048.49 |
| TOTALS | 3,007,693.25 | 35,000.00 | 1,514.29 | 11,292.92 | 3,052,471.88 |



Blandina Costley 1/18/13
 Blandina V. Costley, Bee County Investment Officer

Bee County, Texas
 Schedule of Investment Activity Robert W. Baird & Co.
 For the Quarter Ended December 31, 2012


| MONTHLY BALANCES | October 2012 | November 2012 | December 2012 |
|--------------------------------------|---------------------|---------------------|---------------------|
| Reserve General Account | 423.39 | 423.39 | 423.39 |
| Reserve Construction Account | 0.00 | 0.00 | 0.00 |
| Reserve Permanent School Fund | 0.00 | 0.00 | 0.00 |
| Reserve Health Care Fund | 3,007,269.86 | 3,042,269.86 | 3,052,048.49 |
| Total Monthly Balance | 3,007,693.25 | 3,042,693.25 | 3,052,471.88 |
| INTEREST EARNED | October 2012 | November 2012 | December 2012 |
| Reserve General Account | 0.00 | 0.00 | 0.00 |
| Reserve Construction Account | 0.00 | 0.00 | 0.00 |
| Reserve Permanent School Fund | 0.00 | 0.00 | 0.00 |
| Reserve Health Care Fund | 0.00 | 0.00 | 11,292.92 |
| Health Care fund Prof Services Fee | 0.00 | 0.00 | -1,514.29 |
| Other Fees & Costs | 0.00 | 0.00 | 0.00 |
| Total Monthly Balance | 0.00 | 0.00 | 9,778.63 |
| INTEREST RATES | December 2012 | | |
| Robert W. Baird & Co. | 1.28% | | |
| GENERAL ACCT INVESTMENTS | October 2012 | November 2012 | December 2012 |
| General Fund #12 | 423.39 | 423.39 | 423.39 |
| Courthouse Security Fund #17 | 0.00 | 0.00 | 0.00 |
| Road & Bridge Fund #20 | 0.00 | 0.00 | 0.00 |
| BCRMC Unrestricted Fund #24 | 0.00 | 0.00 | 0.00 |
| Hillside Drive Improvements Fund #70 | 0.00 | 0.00 | 0.00 |
| Courthouse Renovations Fund #71 | 0.00 | 0.00 | 0.00 |
| Jail Capital Improvements Fund #72 | 0.00 | 0.00 | 0.00 |
| Right of Way Fund #73 | 0.00 | 0.00 | 0.00 |
| Group Health Ins Fund #95 | 0.00 | 0.00 | 0.00 |
| TOTAL GENERAL ACCOUNT INV. | 423.39 | 423.39 | 423.39 |


Bee County Reserve Accounts - All Funds
 Quarterly Management Report - Summary Statement of Investment Activity
 As of December 31, 2012

| | Book Value | Market Value |
|--|----------------|----------------|
| Value at Beginning of Reporting Period | | |
| Date: 09/30/12 | \$3,007,693.25 | \$3,028,535.85 |
| Contributions of Funds to Account | | |
| Date: 11/05/12 | 35,000.00 | 35,000.00 |
| Date: | 0.00 | 0.00 |
| Date: | 0.00 | 0.00 |
| Distributions of Funds from Account | | |
| Date: | 0.00 | 0.00 |
| Date: | 0.00 | 0.00 |
| Date: | 0.00 | 0.00 |
| Value at Beginning as Adjusted | 3,042,693.25 | 3,063,535.85 |
| Interest and Dividends Received this Quarter | 12,712.22 | 12,712.22 |
| Accrued Interest Purchased | (231.25) | (231.25) |
| Accrued Interest at End of Period | 9,794.21 | 9,794.21 |
| Less: Accrued Interest at Beginning of Period | (10,365.93) | (10,365.93) |
| Bond Premiums Amortized/Discounts Acreated | (616.34) | (616.34) |
| Recognized Gain on Sale(s) or Early Call(s) | 0.00 | 0.00 |
| Recognized Loss on Sale(s) | 0.00 | 0.00 |
| Other Fees or Costs | 0.00 | 0.00 |
| Advisory Fees Paid | (1,514.29) | (1,514.29) |
| Reverse Unrecognized (Gain) or Loss (Period Beginning) | N/A | (20,842.62) |
| Unrecognized Gain or (Loss) (Period Ending) | N/A | 29,066.28 |
| Value at End of Reporting Period | | |
| Date: 12/31/12 | 3,052,471.88 | 3,081,538.14 |
| Change in Value (Period Ending Less Period Beginning) | 9,778.63 | 18,002.29 |
| Days Elapsed during Reporting Period | 92 | 92 |
| Average Daily Change in Value | 106.29 | 195.68 |
| Daily change Multiplied by 365 Days | 38,795.64 | 71,422.12 |
| Weighted Average Daily Balance | 3,028,997.60 | 3,049,840.20 |
| Quarter Ended Annualized Total Return | 1.28% | 2.34% |

Certification: The following persons state affirmatively the following:

- 1) They have jointly prepared and reviewed this Quarterly Management Report; and
- 2) The investment portfolio and this report complies with State of Texas Government Code Title 10, Section 2256, et. seq. and Bee County Investment Policy.


 Blandina Costley, Bee County Investment Officer




 Joe Carter, Investment Advisor

Bee County General Reserve Fund
 Quarterly Management Report - Summary Statement of Investment Activity
 As of December 31, 2012

| | Book Value | Market Value |
|--|------------|--------------|
| Value at Beginning of Reporting Period | | |
| Date: 09/30/12 | \$423.39 | \$423.39 |
| Contributions of Funds to Account | | |
| Date: | 0.00 | 0.00 |
| Date: | 0.00 | 0.00 |
| Date: | 0.00 | 0.00 |
| Distributions of Funds from Account | | |
| Date: | 0.00 | 0.00 |
| Date: | 0.00 | 0.00 |
| Date: | 0.00 | 0.00 |
| Value at Beginning as Adjusted | 423.39 | 423.39 |
| Interest and Dividends Received this Quarter | 0.00 | 0.00 |
| Accrued Interest Purchased | 0.00 | 0.00 |
| Accrued Interest at End of Period | 0.00 | 0.00 |
| Less: Accrued Interest at Beginning of Period | 0.00 | 0.00 |
| Bond Premiums Amortized/Discounts Accrued | 0.00 | 0.00 |
| Recognized Gain on Sale(s) or Early Call(s) | 0.00 | 0.00 |
| Recognized Loss on Sale(s) | 0.00 | 0.00 |
| Other Fees or Costs | 0.00 | 0.00 |
| Advisory Fees Paid | (0.00) | (0.00) |
| Reverse Unrecognized (Gain) or Loss (Period Beginning) | N/A | 0.00 |
| Unrecognized Gain or (Loss) (Period Ending) | N/A | 0.00 |
| Value at End of Reporting Period | | |
| Date: 12/31/12 | 423.39 | 423.39 |
| Change in Value (Period Ending Less Period Beginning) | (0.00) | (0.00) |
| Days Elapsed during Reporting Period | 92 | 92 |
| Average Daily Change in Value | (0.00) | (0.00) |
| Daily change Multiplied by 365 Days | (0.01) | (0.01) |
| Weighted Average Daily Balance | 423.39 | 423.39 |
| Quarter Ended Annualized Total Return | 0.00% | 0.00% |

Certification: The following persons state affirmatively the following:

- 1) They have jointly prepared and reviewed this Quarterly Management Report; and
- 2) The investment portfolio and this report complies with State of Texas Government Code Title 10, Section 2256, et. seq. and Bee County Investment Policy.


| | |
|--|--|
|  Blandina Costley, Bee County Investment Officer |  Joe Carter, Investment Advisor |
|--|--|


Bee County Health Care Reserve Fund
 Quarterly Management Report - Summary Statement of Investment Activity
 As of December 31, 2012

| | Book Value | Market Value |
|--|----------------|----------------|
| Value at Beginning of Reporting Period | | |
| Date: 09/30/12 | \$3,007,269.86 | \$3,028,112.46 |
| Contributions of Funds to Account | | |
| Date: 11/05/12 | 35,000.00 | 35,000.00 |
| Date: | 0.00 | 0.00 |
| Date: | 0.00 | 0.00 |
| Distributions of Funds from Account | | |
| Date: | 0.00 | 0.00 |
| Date: | 0.00 | 0.00 |
| Date: | 0.00 | 0.00 |
| Value at Beginning as Adjusted | 3,042,269.86 | 3,063,112.46 |
| Interest and Dividends Received this Quarter | 12,712.22 | 12,712.22 |
| Accrued Interest Purchased | (231.25) | (231.25) |
| Accrued Interest at End of Period | 9,794.21 | 9,794.21 |
| Less: Accrued Interest at Beginning of Period | (10,365.93) | (10,365.93) |
| Bond Premiums Amortized/Discounts Accrued | (616.34) | (616.34) |
| Recognized Gain on Sale(s) or Early Call(s) | 0.00 | 0.00 |
| Recognized Loss on Sale(s) | 0.00 | 0.00 |
| Other Fees or Costs | 0.00 | 0.00 |
| Advisory Fees Paid | (1,514.29) | (1,514.29) |
| Reverse Unrecognized (Gain) or Loss (Period Beginning) | N/A | (20,842.62) |
| Unrecognized Gain or (Loss) (Period Ending) | N/A | 29,066.28 |
| Value at End of Reporting Period | 3,052,048.49 | 3,081,114.75 |
| Date: 12/31/12 | | |
| Change in Value (Period Ending Less Period Beginning) | 9,778.63 | 18,002.29 |
| Days Elapsed during Reporting Period | 92 | 92 |
| Average Daily Change in Value | 106.29 | 195.68 |
| Daily change Multiplied by 365 Days | 38,795.65 | 71,422.12 |
| Weighted Average Daily Balance | 3,028,574.21 | 3,049,416.81 |
| Quarter Ended Annualized Total Return | 1.28% | 2.34% |

Certification: The following persons state affirmatively the following:

- 1) They have jointly prepared and reviewed this Quarterly Management Report; and
- 2) The investment portfolio and this report complies with State of Texas Government Code Title 10, Section 2256, et. seq. and Bee County Investment Policy.


 Blandina Costley, Bee County Investment Officer


 Joe Carter, Investment Advisor