

***Monthly Report of County Treasurer
For the Month Ended May 31, 2017***

***Prepared and submitted by Kim Harris, CPA
Liberty County Treasurer***

FILED
at 10:10 o'clock A.M.
AUG 25 2017
PAULETTE WILLIAMS
COUNTY CLERK, LIBERTY COUNTY, TEXAS
BY Christina Nacia DEPUTY

AFFIDAVIT

**THE STATE OF TEXAS
COUNTY OF LIBERTY**


RE: Monthly Report of the County Treasurer, For the Month Ended May 31, 2017

The Monthly Report of the County Treasurer includes, but is not limited to, money received and disbursed; debts due to and owed by the county; and all other proceedings in the Treasurer's office that pertain to the financial standing of Liberty County. [LGC §114.026(a)(b)]

The County Treasurer's books and the Auditor's general ledger agree. The bank statements have been reconciled and any adjustments have been noted. This affidavit must state the amount of the cash and other assets that are in the custody of the County Treasurer at the time of examination. [LGC §114.026(d)]

TOTAL CASH AND INVESTMENTS HELD BY THE TREASURER ON MAY 31, 2017
\$31,732,577.75

Therefore, Kim Harris, Liberty County Treasurer, who being fully sworn, upon oath states that the aforementioned monthly report is true and correct to the best of her knowledge.
Filed with accompanying reports this, the 25th day of July, 2017.



Kim Harris, CPA, Liberty County Treasurer

The Monthly Report of the County Treasurer has been submitted for audit. The cash balances agree with the records of the County Auditor, as reconciled. [LGC §114.026(b)]




Dwayne Gott, CPA, Liberty County Auditor


At the regular meeting of the Commissioners' Court on July 25, 2017, Kim Harris, Liberty County Treasurer, presented the Treasurer's Report for the month ended May 31, 2017 for the inspection of the court. After reviewing the Treasurer's Report and having taken reasonable steps to ensure its accuracy, we, the undersigned members of the court, hereby approve the report, subject to independent auditors' review. We hereby affirm that the report complies with the statutes as referenced, and request that it be filed with the official minutes of this meeting. [LGC §114.026(c) and (d)]



Jay Knight, County Judge



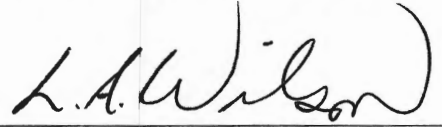
Bruce Karbowski, Commissioner, Pct. 1



Greg Arthur, Commissioner, Pct. 2



James 'Boo' Reaves, Commissioner, Pct. 3



Leon Wilson, Commissioner, Pct. 4

Monthly Report of County Treasurer
Prepared by Kim Harris, CPA, Liberty County Treasurer

Index to Report

	<u>Page</u>
<u>Section 1 - Cash Flow</u>	
Statement of Cash Receipts and Disbursements	
General Fund	1 - 3
Special Funds	4
Bank Collateral	
First Liberty National Bank	5
Prosperity Bank	6
Bond Indebtedness	7
<u>Section 2 - Investments</u>	8
<u>Section 3 - Benefits & Insurance</u>	9
<u>Section 4 - Receipt Register</u>	10-25
<u>Section 5 - Leave Liability Report</u>	26-41
<u>Section 6 - Check Register</u>	42-53

Section 1 – Cash Flow

Statement of Cash Receipts and Disbursements

**Liberty County, Texas - General Fund
 Combined Statement of Cash Receipts and Disbursements
 For the Month Ended May 31, 2017**

<u>Account Name</u>	<u>Balance 4/30/2017</u>	<u>Cash Receipts</u>	<u>Cash Disbursements</u>	<u>Balance 5/31/2017</u>
<u>GENERAL FUND</u>				
Cash	15,473,199.60	1,180,356.80	(2,355,010.41)	14,298,545.99
<u>DISTRICT ATTORNEY FUND</u>				
Cash	58,570.19	3,950.00	(21,851.76)	40,668.43
<u>DISTRICT ATTORNEY PROGRAMS</u>				
Cash - Special Investigative	901,767.41	54,542.85	(8,263.82)	948,046.44
Cash - Welfare Fraud	1,736.85	0.00	0.00	1,736.85
Cash - Crime Prevention	199.30	0.00	0.00	199.30
	903,703.56	54,542.85	(8,263.82)	949,982.59
<u>ROAD & BRIDGE FUND</u>				
Cash	4,976,563.57	919,627.62	(731,858.93)	5,164,332.26
<u>CHILD CRIMES SPEC. INV. GRANT</u>				
Cash	0.00	0.00	0.00	0.00
<u>VICTIMS ASSISTANCE COORDINATOR</u>				
Cash	(7,296.16)	0.00	(4,771.22)	(12,067.38)
<u>LAND ACQUISITION ROW</u>				
Cash	1,353,690.52	30,045.00	(171,000.00)	1,212,735.52
<u>ELECTION SERVICE CONTRACT</u>				
Cash	26,594.13	0.00	0.00	26,594.13
<u>RECORDS MANAGEMENT - COUNTY CLERK</u>				
Cash	554,191.67	33,291.12	0.00	587,482.79
<u>DISTRICT CLERK - TDCJ ACCOUNT</u>				
Cash	16,213.06	0.00	0.00	16,213.06
<u>LAW LIBRARY FUND</u>				
Cash	6,777.25	4,410.00	(12,379.31)	(1,192.06)
<u>JP TECHNOLOGY FUND</u>				
Cash	160,023.28	1,869.20	(28,475.94)	133,416.54
<u>CO. & DIST. CLERK TECHNOLOGY</u>				
Cash	15,358.91	199.35	0.00	15,558.26
<u>COURT RECORD PRESERVATION</u>				
Cash	85,912.00	1,510.00	0.00	87,422.00
<u>CSCD - CIVIL FEES</u>				
Cash	19,451.55	2,663.00	(5,943.86)	16,170.69
<u>CO. ATTY. - PRE-TRIAL DIVERSION</u>				
Cash	193,622.03	4,300.00	0.00	197,922.03

Liberty County, Texas - General Fund
Combined Statement of Cash Receipts and Disbursements
For the Month Ended May 31, 2017

<u>Account Name</u>	<u>Balance 4/30/2017</u>	<u>Cash Receipts</u>	<u>Cash Disbursements</u>	<u>Balance 5/31/2017</u>
<u>HOMELAND SECURITY PROGRAM</u>				
Cash	25,446.78	0.00	0.00	25,446.78
<u>ADULT GANG INVESTIGATOR GRANT</u>				
Cash	18,956.26	0.00	(6,937.32)	12,018.94
<u>DISTRICT CLERK CHILD SUPPORT</u>				
Cash	20,859.96	3,691.06	(4,034.96)	20,516.06
<u>SECURITY FEE</u>				
Cash	75,074.78	6,427.88	(4,595.12)	76,907.54
<u>DISTRICT CLERK RECORDS MANAGEMENT</u>				
Cash	50,183.03	1,694.10	0.00	51,877.13
<u>COMMISSIONER'S COURT RECORDS MANAGEMENT</u>				
Cash	219,124.38	2,270.01	(1,330.00)	220,064.39
<u>CONSTABLES FORFEITURE FUND</u>				
Cash	39,038.31	0.00	0.00	39,038.31
Cash - Seizure	474.40	0.00	0.00	474.40
	39,512.71	0.00	0.00	39,512.71
<u>COUNTY SHERIFF</u>				
Cash - Forfeitures	1,705.24	0.00	(705.00)	1,000.24
Cash - Seizure	200,739.97	60,705.00	(182,373.51)	79,071.46
Cash - Special Investigative	0.00	0.00	0.00	0.00
	202,445.21	60,705.00	(183,078.51)	80,071.70
<u>DARE CONTRIBUTIONS</u>				
Cash	4,006.92	708.43	0.00	4,715.35
<u>DA FEDERAL FORFEITURE</u>				
Cash	26,384.31	0.00	0.00	26,384.31
<u>SHERIFF'S GRANTS</u>				
Cash	31,045.00	0.00	0.00	31,045.00
<u>CDBG GRANT #12-219-000-5519</u>				
Cash	1,891.85	0.00	0.00	1,891.85
<u>CDBG GRANT #13-307-000-7582</u>				
Cash	84,663.70	0.00	0.00	84,663.70
<u>CDBG GRANT #13-307-000-7583</u>				
Cash	0.00	0.00	0.00	0.00
<u>GLO CONTRACT #13-314-000-7601</u>				
Cash	(84,367.62)	0.00	0.00	(84,367.62)

Liberty County, Texas - General Fund
Combined Statement of Cash Receipts and Disbursements
For the Month Ended May 31, 2017

<u>Account Name</u>	<u>Balance 4/30/2017</u>	<u>Cash Receipts</u>	<u>Cash Disbursements</u>	<u>Balance 5/31/2017</u>
<u>C.O. SERIES 2008</u>				
Cash	3,738,094.34	658.64	0.00	3,738,752.98
<u>TDA #713290 HARDIN WS</u>				
Cash	3,300.00	0.00	0.00	3,300.00
<u>TDHCA #70090006</u>				
Cash	(0.00)	0.00	0.00	(0.00)
<u>FEMA Road & Bridge Projects</u>				
Cash	26,653.31	0.00	0.00	26,653.31
<u>GRANT - DRS #10099</u>				
Cash	(41,352.67)	101,726.74	(3,137.50)	57,236.57
<u>COUNTY OFFICIALS FUND</u>				
Cash	418,155.01	4,824.37	(2,424.87)	420,554.51
<u>STATE COURT COST FUND</u>				
Cash	328,023.09	77,606.16	(220,933.68)	184,695.57
<u>COUNTY ATTORNEY CHECK COLLECTIONS</u>				
Cash	31,002.28	1,578.06	(1,243.55)	31,336.79
<u>OLD RIVER DRAINAGE DISTRICT #1</u>				
Cash	1,079,645.20	4,396.99	(25,664.77)	1,058,377.42
<u>JUVENILE PROBATION</u>				
Cash	23,286.01	33,731.00	(33,271.44)	23,745.57
<u>DA SEIZURES</u>				
Cash	5,733.03	0.00	0.00	5,733.03
<u>GRAND TOTALS</u>	<u>30,164,342.03</u>	<u>2,536,783.38</u>	<u>(3,826,206.97)</u>	<u>28,874,918.44</u>

Liberty County, Texas - Special Funds
Combined Statement of Cash Receipts and Disbursements
For the Month Ended May 31, 2017

<u>Account Name</u>	<u>4/30/2017</u> <u>Balance</u>	<u>Cash</u> <u>Receipts</u>	<u>Cash</u> <u>Disbursements</u>	<u>5/31/2017</u> <u>Balance</u>
<u>DEBT SERVICE</u>				
Cash	1,679,368.67	35,156.26	0.00	1,714,524.93
<u>BENEFITS & INSURANCE</u>				
Cash	678,875.08	460,307.29	(598,090.87)	541,091.50
<u>CS & CD PROGRAMS</u>				
Cash	645,551.73	101,262.46	(171,964.58)	574,849.61
<u>PAYROLL CLEARING</u>				
Cash - Deduction Clearing A/C	20,448.09	1,535,684.46	(1,530,210.12)	25,922.43
Cash - Payroll	1,242.40	17,442.36	(17,413.92)	1,270.84
FUND TOTALS	21,690.49	1,553,126.82	(1,547,624.04)	27,193.27
<u>GRAND TOTALS</u>	<u>3,025,485.97</u>	<u>2,149,852.83</u>	<u>(2,317,679.49)</u>	<u>2,857,659.31</u>

Bank Collateral

Pledge Security Listing

May 31, 2017

Description	Safekeeping Location	Safekeeping Receipt	Coupon	Maturity Date	Call Date	Moody	S&P	Fitch	ASC 320	Face Amount	Current Par	Current Book Value	Market Value	Gain(Loss)
Liberty County Treasurer														
SABINE PASS TX ISD	TIB		2.50	08/15/2027	06/05/2017	NR	AAA	NR	AFS	200,000	200,000.00	204,476.00	204,298.00	(178.00)
WACO TX ISD	TIB		0.00	08/15/2020		Aaa	NR	NR	AFS	750,000	750,000.00	673,408.76	711,006.54	37,597.78
HARDIN TX ISD	TIB		2.00	08/15/2020		Aaa	NR	NR	AFS	290,000	290,000.00	298,612.91	295,889.90	(2,723.01)
LULING TX ISD	TIB		3.00	08/15/2020		NR	AAA	NR	AFS	265,000	265,000.00	280,909.17	278,668.70	(2,240.47)
DAYTON TX	TIB		2.00	02/01/2019		NR	AA-	NR	AFS	565,000	565,000.00	574,276.15	571,491.85	(2,784.30)
Total for Liberty County Treasurer										2,070,000	2,070,000.00	2,031,682.99	2,061,354.99	29,672.00

Pledge Security Listing

May 31, 2017

Description	Safekeeping Location	Safekeeping Receipt	Coupon	Maturity Date	Call Date	Moody	S&P	Fitch	FASB115	Face Amount	Current Par	Current Book Value	Market Value	Gain(Loss)
LIBERTY COUNTY TREASURER														
FNMA 685179	FHLB	xxx	5.00	03/01/2018		AAA	AA+	AAA	HTM	500,000	2,471.41	2,471.41	2,493.47	22.06
FHLMC G12454	FHLB	x	5.50	11/01/2021		AAA	AA+	AAA	HTM	4,000,000	86,498.60	86,498.67	91,788.68	5,290.01
FHLMC G12398	FHLB	x	6.00	09/01/2021		AAA	AA+	AAA	HTM	1,000,000	25,351.32	25,351.33	27,130.36	1,779.03
FHLMC E01602	FHLB	x	4.50	03/01/2019		AAA	AA+	AAA	HTM	13,600,000	202,993.06	202,993.17	207,905.88	4,912.71
FNMA 797776	FHLB	x	4.50	03/01/2020		AAA	AA+	AAA	HTM	33,723,844	489,101.63	489,101.93	505,713.32	16,611.39
FNMA 889901	FHLB	x	4.50	09/01/2020		AAA	AA+	AAA	HTM	12,892,835	383,195.04	383,019.48	392,330.98	9,311.50
FHLMC J11542	FHLB	x	4.00	01/01/2025		AAA	AA+	AAA	HTM	11,509,397	788,260.88	789,795.56	829,575.40	39,779.84
FNMA AB2045	FHLB	x	3.50	01/01/2021		AAA	AA+	AAA	HTM	18,735,264	2,475,321.63	2,477,701.88	2,538,208.41	60,506.53
FNMA 890501	FHLB		2.00	11/01/2027		AAA	AA+	AAA	HTM	9,000,000	5,000,274.54	5,057,432.21	4,892,393.62	(165,038.59)
FNMA 890501	FHLB		2.00	11/01/2027		AAA	AA+	AAA	HTM	18,000,000	10,000,549.08	10,116,253.60	9,784,787.23	(331,466.37)
FNMA AL3041	FHLB		2.00	02/01/2028		AAA	AA+	AAA	HTM	2,991,925	1,717,690.20	1,734,196.21	1,680,631.04	(53,565.18)
FHLMC J22739	FHLB		2.50	03/01/2028		AAA	AA+	AAA	HTM	4,310,816	2,374,824.35	2,374,824.35	2,387,499.98	12,675.62
FHLMC G18497	FHLB		3.00	01/01/2029		AAA	AA+	AAA	HTM	8,000,000	4,499,955.76	4,590,604.43	4,627,979.46	37,375.03
FNMA AX7595	FHLB		2.50	01/01/2030		AAA	AA+	AAA	HTM	2,000,000	1,350,774.74	1,386,140.08	1,356,751.92	(29,388.16)
FNMA AL8048	FHLB		3.00	11/01/2032		AAA	AA+	AAA	HTM	500,000	387,095.17	401,558.48	397,508.04	(4,050.44)
FNMA AS8102	FHLB		2.50	10/01/2031		AAA	AA+	AAA	HTM	9,000,000	8,409,303.27	8,628,552.26	8,443,886.53	(184,665.73)
Total for LIBERTY COUNTY TREASURER										149,764,081	38,193,660.68	38,746,495.05	38,166,584.32	(579,910.75)

Bond Indebtedness

**Liberty County, Texas
Future Debt Service Requirements
As of May 31, 2017**

FYE 9/30	GO Refunding, Series 2010			GO Refunding, Series 2012			Annual Total
	Principal	Interest	Total	Principal	Interest	Total	
2017	\$225,000	\$68,400	\$293,400	\$1,110,000	\$80,584	\$1,190,584	\$1,483,984
2018	235,000	127,800	362,800	1,125,000	142,187	1,267,187	1,629,987
2019	245,000	118,400	363,400	1,145,000	122,949	1,267,949	1,631,349
2020	255,000	108,600	363,600	1,165,000	103,370	1,268,370	1,631,970
2021	265,000	98,400	363,400	1,190,000	83,448	1,273,448	1,636,848
2022	280,000	87,800	367,800	1,210,000	63,099	1,273,099	1,640,899
2023	290,000	76,600	366,600	1,230,000	42,408	1,272,408	1,639,008
2024	300,000	65,000	365,000	1,250,000	21,373	1,271,373	1,636,373
2025	310,000	53,000	363,000				363,000
2026	325,000	40,600	365,600				365,600
2027	335,000	27,600	362,600				362,600
2028	355,000	14,200	369,200				369,200
Total	\$3,420,000	\$886,400	\$4,306,400	\$9,425,000	\$659,418	\$10,084,418	\$14,390,818

Section 2 – Investments

INVESTMENTS

Liberty County accepted bids for a four-year depository contract in May, 2015. Commissioners Court voted to accept Prosperity Bank as depository.

Liberty County funds are currently invested in the following:

Interest-Bearing Accounts

Interest-bearing checking and money market accounts are held at Prosperity Bank. Under the terms of the four-year contract with Prosperity Bank beginning June 1, 2015, interest will be paid as follows:

NOW Account (Checking with Interest)

Prosperity Bank's posted NOW Account rate, as it changes, plus .10% with a floor of .35%

Money Market Account

Prosperity Bank's posted Prosperfect MMA rate, as it changes, with a floor of .40%

Certificate of Deposit


A 24-month certificate of deposit was purchased from First Liberty National Bank on June 16, 2016 in the amount of \$1,800,000.00. The annual interest rate on the C.D. is 1.05%. These funds are reserved for use under the terms of the Liberty County 2008 Certificates of Obligation and are secured by appropriate collateral pledged by First Liberty National Bank.

Total interest earned on Prosperity Bank accounts for the month of May, 2017 was \$10,817.14.

Interest paid on the Certificate of Deposit from opening on June 16, 2016 through June 15, 2017 was \$18,991.20.

This report is made in accordance with provisions of Government Code 2256 (Section 2256.023), the Public Funds Investment Act. The investments held in the Liberty County portfolio comply with the Public Funds Investment Act and the Liberty County Investment Policy.

Submitted to Commissioners Court of Liberty County on July 25, 2017 by:



Kim Harris, Liberty County Investment Officer

Section 3 – Benefits & Insurance

**LIBERTY COUNTY BENEFITS AND INSURANCE
FINANCIAL REPORT
FOR THE CALENDAR YEAR ENDED DECEMBER 31, 2017
PREPARED AND SUBMITTED BY KIM HARRIS, TREASURER**

	<u>Payroll Contrib.</u>	<u>Interest Earned</u>	<u>Retiree/ COBRA</u>	<u>Other</u>	<u>Explanation for Other</u>	<u>Contract CareATC/FF</u>	<u>Claims CIGNA/BCBS</u>	<u>Admin./Prem.</u>	<u>Premium Life Ins.</u>	<u>WageWorks Fee</u>	<u>Net Change per Month</u>	<u>Account Balance</u>
Beg. Bal.												362,474.21
January	443,042.69	133.76	15,055.52	(12,852.00)	Obamacare Fee		(421,187.76)	(17,685.07)	(3,099.31)	(295.75)	3,112.08	365,586.29
February	444,543.48	111.49	6,059.36	150,000.00	Gen. Fund Contrib.	(19,740.34)	(561,554.97)	(19,380.81)	(3,128.54)	(123.76)	(3,401.05)	362,185.24
				12,852.00	Reimb. Obamacare							
				(13,038.96)	Transfer WW							
March	445,977.55	117.38	7,219.60			(19,740.34)	(267,807.76)	(17,174.11)	0.00	(621.50)	147,970.82	510,156.06
April	447,787.87	173.60	5,856.04			(19,740.34)	(240,600.75)	(18,263.97)	(6,197.68)	(295.75)	168,719.02	678,875.08
May	446,879.95	164.67	6,207.63	(5,898.00)	Annual Admin Fee		(514,592.55)	(67,110.90)	(3,138.63)	(295.75)	(137,783.58)	541,091.50
June											0.00	541,091.50
July											0.00	541,091.50
August											0.00	541,091.50
September											0.00	541,091.50
October											0.00	541,091.50
November											0.00	541,091.50
December											0.00	541,091.50
Total	<u>2,228,231.54</u>	<u>700.90</u>	<u>40,398.15</u>	<u>131,063.04</u>		<u>(59,221.02)</u>	<u>(2,005,743.79)</u>	<u>(139,614.86)</u>	<u>(15,564.16)</u>	<u>(1,632.51)</u>	<u>178,617.29</u>	<u>541,091.50</u>
	<u>445,646.31</u>				Avg. P/R Contrib/Month		<u>(401,148.76)</u>					

Additional contributions received from General Fund:

Comm. Court, June 29, 2010, Agenda #7	1,000,000.00
Comm. Court, Jan. 11, 2011, Agenda #14	500,000.00
Comm. Court, July 26, 2011, Agenda #25	500,000.00
Comm. Court, Dec. 20, 2011, Agenda #15	500,000.00
Comm. Court, April 24, 2012, Agenda #30	500,000.00
Comm. Court, Nov. 27, 2012, Agenda #19	128,000.00
Comm. Court, Feb. 12, 2013, Agenda #30	500,000.00
	<u>3,628,000.00</u>

Section 4 – Receipt Register

RECEIPT REGISTER
 RECEIPT DATES FROM 05/01/2017 TO 05/31/2017

RECEIPT NUMBER DATE STATUS	CASH/	CHECK/ MONEYORDER/	EFT/	OTHER/	/	RECEIPT AMOUNT
43487 05/01/2017 PX RETIREE	24.16					24.16
43488 05/01/2017 PX SHERIFF'S DEPARTMENT	400.00					400.00
43489 05/01/2017 PX SHERIFF'S DEPARTMENT	11.00					11.00
43490 05/01/2017 PX SHERIFF'S DEPARTMENT		1,835.74				1,835.74
43491 05/01/2017 PX COUNTY CLERK		2,424.60				2,424.60
43492 05/01/2017 PX COUNTY CLERK		9,056.00				9,056.00
43493 05/01/2017 PX JUDGE HEBERT		1,486.00				1,486.00
43494 05/01/2017 PX COUNTY CLERK		1,089.10				1,089.10
43495 05/01/2017 PX COUNTY CLERK		3,611.00				3,611.00
43496 05/01/2017 PX JUDGE CODY PARRISH	1,422.60	405.00				1,827.60
43497 05/01/2017 PX JUDGE DAVIS	307.00	545.10				852.10
43498 05/01/2017 PX SHERIFF'S DEPARTMENT		345.00				345.00
43499 05/01/2017 PX SHERIFF'S DEPARTMENT		300.00				300.00
43500 05/01/2017 PX DISTRICT CLERK		3,306.85				3,306.85
43501 05/01/2017 PX PROSPERITY BANK			10,923.68			10,923.68
43502 05/01/2017 PX COMMISSIONER MCCARTY		53.00				53.00
43503 05/02/2017 PX HOUSING AUTHORITY		5,252.22				5,252.22
43504 05/02/2017 PX JUDGE LARRY WILBURN		5,021.00				5,021.00
43505 05/02/2017 PX DISTRICT ATTORNEY		500.00				500.00

RECEIPT REGISTER
 RECEIPT DATES FROM 05/01/2017 TO 05/31/2017

RECEIPT NUMBER	DATE	STATUS	CASH/	CHECK/	MONEYORDER/	EFT/	OTHER/	/	RECEIPT AMOUNT
43506	05/02/2017	PX DISTRICT ATTORNEY		500.00					500.00
43507	05/02/2017	PX JUDGE WADE BROWN		4,098.50					4,098.50
43508	05/02/2017	PX JUDGE RALPH FULLER		4,002.80					4,002.80
43509	05/02/2017	PX JUDGE LARRY WILBURN		3,946.30					3,946.30
43510	05/02/2017	PX COUNTY CLERK		163.00					163.00
43511	05/02/2017	PX COUNTY CLERK		3,417.00					3,417.00
43512	05/02/2017	PX COUNTY CLERK		1,187.00					1,187.00
43513	05/02/2017	PX COUNTY CLERK		1,941.00					1,941.00
43514	05/02/2017	PX CONSTABLE JOHNSTON PCT 1		75.00					75.00
43515	05/02/2017	PX ENGINEERING	3,250.00	3,150.00					6,400.00
43516	05/03/2017	PX JUDGE CODY PARRISH	1,295.45	2,010.00					3,305.45
43517	05/03/2017	PX DISTRICT CLERK		38.71					38.71
43518	05/03/2017	PX DISTRICT CLERK		19.71					19.71
43519	05/03/2017	PX DISTRICT CLERK		5,767.80					5,767.80
43520	05/03/2017	PX DISTRICT CLERK		317.00					317.00
43521	05/03/2017	PX RETIREE		286.03					286.03
43522	05/03/2017	PX RETIREE		113.44					113.44
43523	05/03/2017	PX RETIREE		399.80					399.80
43524	05/03/2017	PX ENGINEERING	1,600.00	3,900.00					5,500.00

RECEIPT REGISTER
 RECEIPT DATES FROM 05/01/2017 TO 05/31/2017

RECEIPT NUMBER	DATE	STATUS	CASH/	CHECK/	MONEYORDER/	EFT/	OTHER/	/	RECEIPT AMOUNT
43525	05/03/2017	PX DISTRICT ATTORNEY	18.43						18.43
43526	05/04/2017	PX SHERIFF'S DEPARTMENT		80.00					80.00
43527	05/04/2017	PX SHERIFF'S DEPARTMENT		195.00					195.00
43528	05/04/2017	PX OLD RIVER DRAINAGE DIST #1				4,396.99			4,396.99
43529	05/04/2017	PX RETIREE				193.28			193.28
43530	05/04/2017	PX RETIREE	48.32						48.32
43531	05/04/2017	PX ENGINEERING	1,100.00	1,200.00					2,300.00
43532	05/04/2017	PX COMMISSIONER MCCARTY		200.00					200.00
43533	05/04/2017	PX STATE COMPTROLLER-DIRECT DEPOSIT				1,800.00			1,800.00
43534	05/04/2017	PX COUNTY CLERK		1,941.00					1,941.00
43535	05/04/2017	PX COUNTY CLERK		8,240.25					8,240.25
43536	05/04/2017	PX COUNTY CLERK		1,079.00					1,079.00
43537	05/04/2017	PX COUNTY CLERK		7,208.00					7,208.00
43538	05/04/2017	PX COUNTY CLERK		5.91					5.91
43539	05/04/2017	PX RETIREE		799.60					799.60
43540	05/04/2017	PX RETIREE		399.80					399.80
43541	05/05/2017	PX COUNTY ATTORNEY		4,300.00					4,300.00
43542	05/05/2017	PX COUNTY ATTORNEY		1,578.06					1,578.06
43543	05/05/2017	PX JUDGE HEBERT		2,363.97					2,363.97

RECEIPT REGISTER
 RECEIPT DATES FROM 05/01/2017 TO 05/31/2017

RECEIPT NUMBER	DATE	STATUS	CASH/	CHECK/	MONEYORDER/	EFT/	OTHER/	/	RECEIPT AMOUNT
43544	05/05/2017	PX ENGINEERING	2,350.00	100.00					2,450.00
43545	05/05/2017	PX SHERIFF'S DEPARTMENT		675.00					675.00
43546	05/08/2017	PX SSA TREASURER - DIRECT DEPOSIT				800.00			800.00
43547	05/08/2017	PX TAX COLLECTOR				34,575.50			34,575.50
43548	05/08/2017	PX CONSTABLE MARK DAVISON PCT 3		75.00					75.00
43549	05/08/2017	PX TAX COLLECTOR				516,858.17			516,858.17
43550	05/08/2017	PX TAX COLLECTOR				422.15			422.15
43551	05/08/2017	PX TAX COLLECTOR				2,933.46			2,933.46
43552	05/08/2017	PX BOND SUPERVISION	110.00	25.00					135.00
43553	05/08/2017	PX COMMISSIONER GREG ARTHUR	516.00	60.00					576.00
43554	05/08/2017	PX BOND SUPERVISION	320.00	25.00					345.00
43555	05/08/2017	PX COMMISSIONER GREG ARTHUR	381.00						381.00
43556	05/08/2017	PX COMMISSIONER GREG ARTHUR	587.00						587.00
43557	05/08/2017	PX COMMISSIONER GREG ARTHUR		295.20					295.20
43558	05/08/2017	PX DISTRICT CLERK		2,319.00					2,319.00
43559	05/08/2017	PX JUDGE LARRY WILBURN		4,859.80					4,859.80
43560	05/08/2017	PX JUDGE WADE BROWN		2,139.20					2,139.20
43561	05/08/2017	PX JUDGE WADE BROWN		1,233.00					1,233.00
43562	05/08/2017	PX COMMISSIONER MCCARTY		425.00					425.00

RECEIPT REGISTER
 RECEIPT DATES FROM 05/01/2017 TO 05/31/2017

RECEIPT NUMBER	DATE	STATUS	CASH/	CHECK/	MONEYORDER/	EFT/	OTHER/	/	RECEIPT AMOUNT
43563	05/08/2017	PX CONSTABLE ROBBY THORNTON		300.00					300.00
43564	05/08/2017	PX DISTRICT CLERK		3,298.90					3,298.90
43565	05/08/2017	PX DISTRICT CLERK		3,769.90					3,769.90
43566	05/08/2017	PX INDIGENT HEALTH CARE		190.00					190.00
43567	05/09/2017	PX DISTRICT CLERK	354.00						354.00
43568	05/09/2017	PX COMMISSIONER REAVES		450.00					450.00
43569	05/09/2017	PX DISTRICT CLERK		6,896.57					6,896.57
43570	05/09/2017	PX JUDGE LARRY WILBURN		3,459.30					3,459.30
43571	05/09/2017	PX JUDGE RALPH FULLER		3,173.00					3,173.00
43572	05/09/2017	PX TAX COLLECTOR		458,518.42					458,518.42
43573	05/09/2017	PX ENGINEERING	1,950.00	2,100.00					4,050.00
43574	05/09/2017	PX JUDGE CODY PARRISH	542.00	1,898.20					2,440.20
43575	05/09/2017	PX JUDGE DAVIS		1,154.10					1,154.10
43576	05/09/2017	PX SHERIFF'S DEPARTMENT		135.00					135.00
43577	05/10/2017	PX STATE COMPTRROLLER-DIRECT DEPOSIT				1,723.06			1,723.06
43578	05/10/2017	PX RETIREE		399.80					399.80
43579	05/10/2017	PX DISTRICT ATTORNEY		675.00					675.00
43580	05/10/2017	PX ADULT PROBATION		56,398.04					56,398.04
43581	05/10/2017	PX COUNTY CLERK		712.10					712.10

RECEIPT REGISTER
 RECEIPT DATES FROM 05/01/2017 TO 05/31/2017

RECEIPT NUMBER	DATE	STATUS	CASH/	CHECK/	MONEYORDER/	EFT/	OTHER/	/	RECEIPT AMOUNT
43582	05/10/2017	PX COUNTY CLERK		3,211.00					3,211.00
43583	05/10/2017	PX COUNTY CLERK		585.00					585.00
43584	05/10/2017	PX COUNTY CLERK		7,863.00					7,863.00
43585	05/10/2017	PX ADULT PROBATION		2,387.00					2,387.00
43586	05/10/2017	PX COUNTY ATTORNEY		989.00					989.00
43587	05/10/2017	PX COUNTY ATTORNEY		241.00					241.00
43588	05/10/2017	PX COUNTY ATTORNEY		841.96					841.96
43589	05/10/2017	PX GENERAL FUNDS		447,150.26					447,150.26
43590	05/10/2017	PX GENERAL FUNDS		154,143.01					154,143.01
43591	05/10/2017	PX GENERAL FUNDS		223,014.03					223,014.03
43592	05/10/2017	PX GENERAL FUNDS		5,493.31					5,493.31
43593	05/10/2017	PX GENERAL FUNDS		2,884.48					2,884.48
43594	05/10/2017	PX GENERAL FUNDS		300.00					300.00
43595	05/10/2017	PX DISTRICT CLERK		512.00					512.00
43596	05/10/2017	PX ENGINEERING	1,700.00	200.00					1,900.00
43597	05/10/2017	PX ENGINEERING		25.00					25.00
43598	05/11/2017	PX COMMISSIONER MCCARTY	1,600.00						1,600.00
43599	05/11/2017	PX TAX COLLECTOR		26,790.87					26,790.87
43600	05/11/2017	PX TAX COLLECTOR		60,090.00					60,090.00

RECEIPT REGISTER
 RECEIPT DATES FROM 05/01/2017 TO 05/31/2017

RECEIPT NUMBER	DATE	STATUS	CASH/	CHECK/	MONEYORDER/	EFT/	OTHER/	/	RECEIPT AMOUNT
43601	05/11/2017	PX DISTRICT ATTORNEY		100.00					100.00
43602	05/11/2017	PX ENGINEERING	1,800.00	750.00					2,550.00
43603	05/11/2017	PX JP # 4	312.00						312.00
43604	05/11/2017	PX DISTRICT CLERK		2,339.00					2,339.00
43605	05/11/2017	PX DISTRICT ATTORNEY		150.00					150.00
43606	05/11/2017	PX COUNTY CLERK		1,688.10					1,688.10
43607	05/11/2017	PX COUNTY CLERK		9,893.00					9,893.00
43608	05/11/2017	PX COUNTY CLERK		2,255.00					2,255.00
43609	05/11/2017	PX COUNTY CLERK		1,951.75					1,951.75
43610	05/11/2017	PX COUNTY ATTORNEY	1,500.00						1,500.00
43611	05/11/2017	PX COUNTY CLERK		429.00					429.00
43612	05/11/2017	PX COUNTY CLERK		5,340.00					5,340.00
43613	05/11/2017	PX COUNTY CLERK		2,148.00					2,148.00
43614	05/11/2017	PX COUNTY CLERK		2,790.00					2,790.00
43615	05/11/2017	PX COUNTY CLERK		895.00					895.00
43616	05/11/2017	PX COUNTY CLERK		4,667.25					4,667.25
43617	05/12/2017	PX SHERIFF'S DEPARTMENT		5,594.66					5,594.66
43618	05/12/2017	PX SHERIFF'S DEPARTMENT		270.00					270.00
43619	05/12/2017	PX BOND SUPERVISION	360.00						360.00

RECEIPT REGISTER
 RECEIPT DATES FROM 05/01/2017 TO 05/31/2017

RECEIPT NUMBER	DATE	STATUS	CASH/	CHECK/	MONEYORDER/	EFT/	OTHER/	/	RECEIPT AMOUNT
43620	05/12/2017	PX ENGINEERING	1,250.00	1,500.00					2,750.00
43621	05/12/2017	PX JUDGE HEBERT		5,216.87					5,216.87
43622	05/12/2017	PX CONSTABLE JOHNSTON PCT 1		300.00					300.00
43623	05/12/2017	PX SHERIFF'S DEPARTMENT		375.00					375.00
43624	05/15/2017	PX BENEFITS AND INSURANCE		5,898.00					5,898.00
43625	05/15/2017	PX JUDGE DAVIS	257.00	1,225.10					1,482.10
43626	05/15/2017	PX JUDGE LARRY WILBURN		8,463.70					8,463.70
43627	05/15/2017	PX JUDGE RALPH FULLER		3,462.90					3,462.90
43628	05/15/2017	PX DISTRICT ATTORNEY		3,250.00					3,250.00
43629	05/15/2017	PX JUDGE CODY PARRISH	1,017.00	823.10					1,840.10
43630	05/15/2017	PX COMMISSIONER REAVES	450.00						450.00
43631	05/15/2017	PX DISTRICT ATTORNEY		150.00					150.00
43632	05/16/2017	PX DISTRICT ATTORNEY		240.00					240.00
43633	05/16/2017	PX COMMISSIONER GREG ARTHUR	525.50						525.50
43634	05/16/2017	PX COMMISSIONER GREG ARTHUR	778.00						778.00
43635	05/16/2017	PX COMMISSIONER GREG ARTHUR	657.00						657.00
43636	05/16/2017	PX COMMISSIONER GREG ARTHUR		425.00					425.00
43637	05/16/2017	PX JUDGE WADE BROWN		3,519.20					3,519.20
43638	05/16/2017	PX JUDGE RALPH FULLER		4,374.10					4,374.10

RECEIPT REGISTER
 RECEIPT DATES FROM 05/01/2017 TO 05/31/2017

RECEIPT NUMBER	DATE	STATUS	CASH/	CHECK/	MONEYORDER/	EFT/	OTHER/	/	RECEIPT AMOUNT
43639	05/16/2017	PX JUDGE LARRY WILBURN		4,328.00					4,328.00
43640	05/16/2017	PX DISTRICT CLERK	210.00						210.00
43641	05/16/2017	PX DISTRICT CLERK		392.31					392.31
43642	05/16/2017	PX DISTRICT CLERK		3,040.10					3,040.10
43643	05/16/2017	PX DISTRICT CLERK		1,396.00					1,396.00
43644	05/16/2017	PX SHERIFF'S DEPARTMENT		195.00					195.00
43645	05/16/2017	PX ENGINEERING	4,850.00	2,400.00					7,250.00
43646	05/16/2017	PX DISTRICT ATTORNEY		150.00					150.00
43647	05/16/2017	PX COUNTY CLERK	640.00						640.00
43648	05/17/2017	PX SHERIFF'S DEPARTMENT		21,728.87					21,728.87
43649	05/17/2017	PX SHERIFF'S DEPARTMENT		1,305.10					1,305.10
43650	05/17/2017	PX ENGINEERING	1,850.00	1,450.00					3,300.00
43651	05/17/2017	PX COUNTY CLERK		1,786.00					1,786.00
43652	05/17/2017	PX COUNTY CLERK		3,558.00					3,558.00
43653	05/17/2017	PX RETIREE		399.80					399.80
43654	05/17/2017	PX RETIREE		431.32					431.32
43655	05/17/2017	PX STATE COMPTROLLER-DIRECT DEPOSIT				342,224.60			342,224.60
43656	05/17/2017	PX DISTRICT CLERK		92.00					92.00
43657	05/17/2017	PX STATE COMPTROLLER-DIRECT DEPOSIT				4,590.00			4,590.00

RECEIPT REGISTER
 RECEIPT DATES FROM 05/01/2017 TO 05/31/2017

RECEIPT NUMBER	DATE	STATUS	CASH/	CHECK/	MONEYORDER/	EFT/	OTHER/	/	RECEIPT AMOUNT
43658	05/17/2017	PX STATE COMPTROLLER-DIRECT DEPOSIT				12.00			12.00
43659	05/17/2017	PX DISTRICT CLERK		3,045.60					3,045.60
43660	05/17/2017	PX CHAMBERS CO. SUPERVISION & CORREC		44,668.33					44,668.33
43661	05/17/2017	PX CHAMBERS CO. SUPERVISION & CORREC		276.00					276.00
43662	05/17/2017	PX CHAMBERS CO. SUPERVISION & CORREC		4.75					4.75
43663	05/17/2017	PX DISTRICT ATTORNEY		54,542.85					54,542.85
43664	05/18/2017	PX DISTRICT ATTORNEY		10,662.00					10,662.00
43665	05/18/2017	PX ENGINEERING	1,100.00	2,484.00					3,584.00
43666	05/18/2017	PX JUDGE CODY PARRISH	1,072.35	1,760.00					2,832.35
43667	05/18/2017	PX COUNTY CLERK		2,955.80					2,955.80
43668	05/18/2017	PX COUNTY CLERK		9,710.00					9,710.00
43669	05/18/2017	PX COUNTY CLERK		897.04					897.04
43670	05/18/2017	PX COUNTY CLERK		2,516.00					2,516.00
43671	05/18/2017	PX COUNTY CLERK		406.00					406.00
43672	05/18/2017	PX COUNTY CLERK		2,637.00					2,637.00
43673	05/18/2017	PX DISTRICT CLERK		2,791.20					2,791.20
43674	05/19/2017	PX BOND SUPERVISION	335.00						335.00
43675	05/19/2017	PX JUDGE HEBERT		3,305.30					3,305.30
43676	05/19/2017	PX AGRILIFE EXTENSION SERVICE		429.04					429.04

RECEIPT REGISTER
 RECEIPT DATES FROM 05/01/2017 TO 05/31/2017

RECEIPT NUMBER DATE STATUS	CASH/	CHECK/ MONEYORDER/	EFT/	OTHER/	/	RECEIPT AMOUNT
43677 05/19/2017 PX ENGINEERING	1,000.00	2,150.00				3,150.00
43678 05/19/2017 PX SHERIFF'S DEPARTMENT		450.00				450.00
43679 05/19/2017 PX JUDGE LARRY WILBURN		4,027.30				4,027.30
43680 05/19/2017 PX STATE COMPTROLLER-DIRECT DEPOSIT			379.26			379.26
43681 05/22/2017 PX SHERIFF'S DEPARTMENT		390.00				390.00
43682 05/22/2017 PX JUDGE RALPH FULLER		4,723.70				4,723.70
43683 05/22/2017 PX JUDGE WADE BROWN		2,005.60				2,005.60
43684 05/22/2017 PX JUDGE LARRY WILBURN		4,345.90				4,345.90
43685 05/22/2017 PX RETIREE		117.60				117.60
43686 05/22/2017 PX COUNTY CLERK		2,280.84				2,280.84
43687 05/22/2017 PX COUNTY CLERK		2,790.00				2,790.00
43688 05/22/2017 PX STATE COMPTROLLER		167.40				167.40
43689 05/22/2017 PX COUNTY CLERK		1,345.00				1,345.00
43690 05/22/2017 PX COUNTY CLERK		5,484.00				5,484.00
43691 05/22/2017 PX DISTRICT ATTORNEY	75.00					75.00
43692 05/22/2017 PX DISTRICT ATTORNEY		100.00				100.00
43693 05/23/2017 PX COMMISSIONER REAVES		450.00				450.00
43694 05/23/2017 PX COMMISSIONER REAVES		650.00				650.00
43695 05/23/2017 PX DISTRICT CLERK	360.00					360.00

RECEIPT REGISTER
 RECEIPT DATES FROM 05/01/2017 TO 05/31/2017

RECEIPT NUMBER	DATE	STATUS	CASH/	CHECK/	MONEYORDER/	EFT/	OTHER/	/	RECEIPT AMOUNT
43696	05/23/2017	PX DISTRICT CLERK		2,125.00					2,125.00
43697	05/23/2017	PX DISTRICT CLERK		3,052.20					3,052.20
43698	05/23/2017	PX DISTRICT CLERK		635.00					635.00
43699	05/23/2017	PX ENGINEERING	4,110.00	4,042.30					8,152.30
43700	05/23/2017	PX COMMISSIONER GREG ARTHUR	621.00						621.00
43701	05/23/2017	PX COMMISSIONER GREG ARTHUR	661.00						661.00
43702	05/23/2017	PX COMMISSIONER GREG ARTHUR	418.50						418.50
43703	05/23/2017	PX CONSTABLE STEVE HUNTER PCT. 5		3,333.00					3,333.00
43704	05/23/2017	PX CONSTABLE STEVE HUNTER PCT. 5		150.00					150.00
43705	05/23/2017	PX COMMISSIONER GREG ARTHUR		432.90					432.90
43706	05/23/2017	PX COMMISSIONER GREG ARTHUR		425.00					425.00
43707	05/23/2017	PX COUNTY CLERK	688.00						688.00
43708	05/23/2017	PX COUNTY CLERK		4,378.75					4,378.75
43709	05/23/2017	PX COUNTY CLERK		3,623.96					3,623.96
43710	05/23/2017	PX COUNTY CLERK		4,522.85					4,522.85
43711	05/23/2017	PX COUNTY CLERK		2,104.60					2,104.60
43712	05/23/2017	PX COUNTY AUDITOR		7,679.68					7,679.68
43713	05/24/2017	PX COUNTY CLERK		1,788.00					1,788.00
43714	05/24/2017	PX COUNTY CLERK		4,157.00					4,157.00

RECEIPT REGISTER
 RECEIPT DATES FROM 05/01/2017 TO 05/31/2017

RECEIPT NUMBER	DATE	STATUS	CASH/	CHECK/	MONEYORDER/	EFT/	OTHER/	/	RECEIPT AMOUNT
43715	05/24/2017	PX JUDGE WADE BROWN	96.00						96.00
43716	05/24/2017	PX DISTRICT ATTORNEY		77.00					77.00
43717	05/24/2017	PX DISTRICT CLERK		3,795.21					3,795.21
43718	05/24/2017	PX COUNTY CLERK		1,992.00					1,992.00
43719	05/24/2017	PX COUNTY CLERK		638.00					638.00
43720	05/24/2017	PX ENGINEERING	1,200.00	200.00					1,400.00
43721	05/25/2017	PX COMMISSIONER REAVES		570.00					570.00
43722	05/25/2017	PX RETIREE		96.64					96.64
43723	05/25/2017	PX SHERIFF'S DEPARTMENT		110.00					110.00
43724	05/25/2017	PX DISTRICT CLERK		5,785.30					5,785.30
43725	05/25/2017	PX COUNTY AUDITOR		236.25					236.25
43726	05/25/2017	PX RETIREE		913.04					913.04
43727	05/25/2017	PX JUDGE CODY PARRISH	2,382.50	1,426.10					3,808.60
43728	05/25/2017	PX JUDGE LARRY WILBURN		3,661.75					3,661.75
43729	05/25/2017	PX STATE COMPTROLLER-DIRECT DEPOSIT				33,731.00			33,731.00
43730	05/25/2017	PX STATE COMPTROLLER-DIRECT DEPOSIT				1,795.20			1,795.20
43731	05/25/2017	PX COMMISSIONER WILSON		25,843.14					25,843.14
43732	05/25/2017	PX DISTRICT CLERK		2,268.00					2,268.00
43733	05/26/2017	PX JUDGE RALPH FULLER		6,361.20					6,361.20

RECEIPT REGISTER
 RECEIPT DATES FROM 05/01/2017 TO 05/31/2017

RECEIPT NUMBER	DATE	STATUS	CASH/	CHECK/	MONEYORDER/	EFT/	OTHER/	/	RECEIPT AMOUNT
43734	05/26/2017	PX COUNTY ATTORNEY	5.00						5.00
43735	05/26/2017	PX COUNTY ATTORNEY	300.00						300.00
43736	05/26/2017	PX ENGINEERING	1,400.00	1,000.00					2,400.00
43737	05/26/2017	PX ENGINEERING	1,400.00	1,550.00					2,950.00
43738	05/26/2017	PX JUDGE HEBERT		2,692.10					2,692.10
43739	05/30/2017	PX SHERIFF'S DEPARTMENT		210.00					210.00
43740	05/30/2017	PX JUDGE LARRY WILBURN		3,142.00					3,142.00
43741	05/30/2017	PX GENERAL FUNDS		458,656.00					458,656.00
43742	05/30/2017	PX GENERAL FUNDS		157,751.47					157,751.47
43743	05/30/2017	PX GENERAL FUNDS		223,865.92					223,865.92
43744	05/30/2017	PX GENERAL FUNDS		5,276.65					5,276.65
43745	05/30/2017	PX GENERAL FUNDS		3,159.48					3,159.48
43746	05/30/2017	PX GENERAL FUNDS		300.00					300.00
43747	05/30/2017	PX GENERAL FUNDS		7,055.04					7,055.04
43748	05/30/2017	PX GENERAL FUNDS		312,021.89					312,021.89
43749	05/30/2017	PX DISTRICT CLERK		421.00					421.00
43750	05/30/2017	PX COUNTY CLERK		910.10					910.10
43751	05/30/2017	PX COUNTY CLERK		3,487.00					3,487.00
43752	05/30/2017	PX COUNTY CLERK		913.10					913.10

RECEIPT REGISTER
 RECEIPT DATES FROM 05/01/2017 TO 05/31/2017

RECEIPT NUMBER	DATE	STATUS	CASH/	CHECK/	MONEYORDER/	EFT/	OTHER/	/	RECEIPT AMOUNT
43753	05/30/2017	PX COUNTY CLERK		4,947.25					4,947.25
43754	05/30/2017	PX RETIREE		72.48					72.48
43755	05/30/2017	PX XTO ENERGY INC.		27.95					27.95
43756	05/30/2017	PX TSA TREASUER 310				2,540.00			2,540.00
43757	05/30/2017	PX STATE COMPTROLLER-DIRECT DEPOSIT				5,050.00			5,050.00
43758	05/30/2017	PX UNIVERSITY OF TEXAS MEDICAL BRANC				2,500.00			2,500.00
43759	05/30/2017	PX STATE COMPTROLLER-DIRECT DEPOSIT				21,000.00			21,000.00
43760	05/30/2017	PX STATE COMPTROLLER-DIRECT DEPOSIT				1,837.44			1,837.44
43761	05/30/2017	PX COUNTY CLERK		3,633.53					3,633.53
43762	05/31/2017	PX COMMISSIONER BRUCE KARBOWSKI	1,766.00	40.00					1,806.00
43763	05/31/2017	PX RETIREE		24.16					24.16
43764	05/31/2017	PX RETIREE				399.80			399.80
43765	05/31/2017	PX RETIREE	616.28						616.28
43766	05/31/2017	PX SHERIFF'S DEPARTMENT		1,920.85					1,920.85
43767	05/31/2017	PX SHERIFF'S DEPARTMENT		180.00					180.00
43768	05/31/2017	PX COUNTY CLERK		408.00					408.00
43769	05/31/2017	PX COUNTY CLERK		1,663.50					1,663.50
43770	05/31/2017	PX SHERIFF'S DEPARTMENT		225.00					225.00
43771	05/31/2017	PX COUNTY CLERK		3,314.78					3,314.78

RECEIPT REGISTER
 RECEIPT DATES FROM 05/01/2017 TO 05/31/2017

RECEIPT NUMBER	DATE	STATUS	CASH/	CHECK/	MONEYORDER/	EFT/	OTHER/	/	RECEIPT AMOUNT
43772	05/31/2017	PX RETIREE	48.32						48.32
43773	05/31/2017	PX COUNTY CLERK		6,845.00					6,845.00
43774	05/31/2017	PX DISTRICT CLERK		5,310.90					5,310.90
43775	05/31/2017	PX RETIREE		423.96					423.96
43776	05/31/2017	PX STATE COMPTROLLER-DIRECT DEPOSIT				97,643.88			97,643.88
			CASH/	CHECK/	MONEYORDER/	EFT/	OTHER/	/	RECEIPT TOTAL
			56,047.57	3,198,163.04	399.80	1,087,929.67			4,342,540.08

TOTAL VOIDED RECEIPTS 0.00

STATUS CODE LEGEND
 P = POSTED R = RECEIVABLE
 V = VOID O = OUTSTANDING
 X = MIXTURE OF R&O

Section 5 – Leave Liability Report

FOR PAY PERIOD ENDING 06/25/2017

DEPT NUMBER	EMP#	EMPLOYEE NAME	--- SICK LEAVE ---		---- VACATION ----		----- COMP TIME -----		----- HOLIDAY -----		----- TOTALS -----	
			AVAIL	VALUE	AVAIL	VALUE	AVAIL	VALUE	AVAIL	VALUE	AVAIL	VALUE
010 400	01285	DORION T BURCH	24.21	465.56	24.11	463.64	.00	.00	.00	.00	48.32	929.20
010 400	01435	DAVID L DOUGLAS	20.01	481.04	10.02	240.88	.00	.00	.00	.00	30.03	721.92
010 400	00230	PAMELA R GRAVES	48.03	750.71	30.06	469.84	.00	.00	.00	.00	78.09	1220.55
010 400	00018	EVELYN D HARTFIELD	474.33	10032.08	112.00	2368.80	.00	.00	.00	.00	586.33	12400.88
010 400	01233	JAY H KNIGHT	.00	.00	.00	.00	.00	.00	.00	.00	.00	.00
010 400	00374	JENNY N MINTER	157.39	2455.28	62.79	979.52	.00	.00	.00	.00	220.18	3434.80
010 400	00094	DEALAH F TAYLOR	191.72	3953.27	48.47	999.45	.00	.00	.00	.00	240.19	4952.72
DEPARTMENT TOTALS			915.69	18137.94	287.45	5522.13	.00	.00	.00	.00	1203.14	23660.07
010 401	00232	GREGORY F ARTHUR	.00	.00	.00	.00	.00	.00	.00	.00	.00	.00
010 401	01446	BRUCE W KARBOWSKI	.00	.00	.00	.00	.00	.00	.00	.00	.00	.00
010 401	01414	JAMES P REAVES	.00	.00	.00	.00	.00	.00	.00	.00	.00	.00
010 401	01131	LEON A WILSON	.00	.00	.00	.00	.00	.00	.00	.00	.00	.00
DEPARTMENT TOTALS			.00	.00	.00	.00	.00	.00	.00	.00	.00	.00
010 403	00828	LUCERO CASTRO	73.58	1025.71	101.36	1412.96	.00	.00	.00	.00	174.94	2438.67
010 403	00061	MARY J CESSNA	464.83	7441.93	77.00	1232.77	.75	12.01	.00	.00	542.58	8686.71
010 403	00244	CONNIE M CHAPMAN	480.00	6739.20	87.05	1222.18	.00	.00	.00	.00	567.05	7961.38
010 403	00997	SHELBEIGH A CHESSON	11.28	154.54	35.03	479.91	.50	6.85	.00	.00	46.81	641.30
010 403	01262	KAYLA M COLLINS	5.91	80.14	7.45	101.02	.00	.00	.00	.00	13.36	181.16
010 403	00177	HOPE L CROSS	480.00	10108.80	63.62	1339.84	1.00	21.06	.00	.00	544.62	11469.70
010 403	01145	ADRIAN D DRIVER	137.92	1870.20	73.46	996.12	.50	6.78	.00	.00	211.88	2873.10
010 403	01140	KORIANN N HOLMES	13.45	182.38	33.40	452.90	.50	6.78	.00	.00	47.35	642.06
010 403	01276	CASSAUNDR A L LEOPARD	20.23	284.03	46.77	656.65	4.75	66.69	.00	.00	71.75	1007.37
010 403	01273	CLARIBET O MACIAS	10.41	141.16	95.78	1298.78	.25	3.39	.00	.00	106.44	1443.33
010 403	01080	SHONDA L RILEY	51.59	719.16	68.38	953.22	2.08	29.00	.00	.00	122.05	1701.38
010 403	00092	DOYELLE J TURNER	58.75	824.85	34.68	486.91	3.25	45.63	.00	.00	96.68	1357.39
010 403	00845	PAULETTE WILLIAMS	.00	.00	.00	.00	.00	.00	.00	.00	.00	.00
DEPARTMENT TOTALS			1807.95	29572.10	723.98	10633.26	13.58	198.19	.00	.00	2545.51	40403.55
010 405	01281	ARTHUR C GUILLORY	6.74	90.72	6.61	88.97	.00	.00	.00	.00	13.35	179.69
010 405	00028	ROLONDRIA T WEBB	405.43	7711.28	40.44	769.17	.00	.00	.00	.00	445.87	8480.45
DEPARTMENT TOTALS			412.17	7802.00	47.05	858.14	.00	.00	.00	.00	459.22	8660.14
010 426	00065	THOMAS A CHAMBERS	.00	.00	.00	.00	.00	.00	.00	.00	.00	.00
010 426	00108	KENNETH G DAGLE	52.03	1231.03	30.06	711.22	.00	.00	.00	.00	82.09	1942.25
010 426	00855	JAMIE M HUDSPETH	170.31	7202.41	120.00	5074.80	.00	.00	.00	.00	290.31	12277.21
010 426	00603	TIFFANY N SLANKARD	133.02	3153.90	68.14	1615.60	.00	.00	.00	.00	201.16	4769.50
DEPARTMENT TOTALS			355.36	11587.34	218.20	7401.62	.00	.00	.00	.00	573.56	18988.96
010 435	01069	SARAH C BISHOP	8.18	154.27	87.97	1659.11	59.00	1112.74	.00	.00	155.15	2926.12

FOR PAY PERIOD ENDING 06/25/2017

DEPT NUMBER	EMP#	EMPLOYEE NAME	--- SICK LEAVE ---		--- VACATION ---		--- COMP TIME ---		--- HOLIDAY ---		--- TOTALS ---	
			AVAIL	VALUE	AVAIL	VALUE	AVAIL	VALUE	AVAIL	VALUE	AVAIL	VALUE
010 435 00846		MARK A MOREFIELD	.00	.00	.00	.00	.00	.00	.00	.00	.00	.00
010 435 00072		KIMBERLY M RODDEN	177.52	4200.12	87.40	2067.88	8.00	189.28	.00	.00	272.92	6457.28
010 435 00240		CLIFTON V SMITH	477.31	20185.44	107.10	4529.26	.00	.00	.00	.00	584.41	24714.70
010 435 00841		PEGGY S THRASHER	409.64	10503.17	117.34	3008.60	206.50	5294.66	.00	.00	733.48	18806.43
DEPARTMENT TOTALS			1072.65	35043.00	399.81	11264.85	273.50	6596.68	.00	.00	1745.96	52904.53
010 440 00335		ANNETTE D BALDWIN	230.67	4461.16	120.00	2320.80	.00	.00	.00	.00	350.67	6781.96
010 440 00194		CHAP B CAIN	.00	.00	.00	.00	.00	.00	.00	.00	.00	.00
010 440 00052		CHADWICK O ELMORE	233.33	3009.96	120.00	1548.00	.00	.00	.00	.00	353.33	4557.96
010 440 00305		JO A LEGER	480.00	16473.60	120.00	4118.40	.00	.00	.00	.00	600.00	20592.00
010 440 00899		LINDA R LEONARD	218.51	4011.84	120.00	2203.20	.00	.00	.00	.00	338.51	6215.04
DEPARTMENT TOTALS			1162.51	27956.56	480.00	10190.40	.00	.00	.00	.00	1642.51	38146.96
010 450 00185		DONNA G BROWN	.00	.00	.00	.00	.00	.00	.00	.00	.00	.00
010 450 00629		SHERI L CASKEY	142.67	1971.70	110.69	1529.74	120.50	1665.31	.00	.00	373.86	5166.75
010 450 01437		RAYANNE R CRAWFORD	.00	.00	.00	.00	.00	.00	.00	.00	.00	.00
010 450 00156		BRENDA S GRIFFIN	7.35	98.93	16.70	224.78	50.50	679.73	.00	.00	74.55	1003.44
010 450 01291		DESTINY B HENRY	20.06	272.01	80.10	1086.16	44.00	596.64	.00	.00	144.16	1954.81
010 450 00115		FRANCES G KESTER	361.96	6736.08	117.00	2177.37	113.50	2112.24	.00	.00	592.46	11025.69
010 450 00135		KATHY E KEY	13.34	179.56	6.68	89.91	7.50	100.95	.00	.00	27.52	370.42
010 450 00031		REBECCA L LEOPARD	423.32	8821.99	120.00	2500.80	155.25	3235.41	.00	.00	698.57	14558.20
010 450 00711		TANIA J MCGRATH	322.70	4420.99	54.49	746.51	143.25	1962.53	.00	.00	520.44	7130.03
010 450 01436		ANA G SALINAS	13.34	179.56	6.68	89.91	25.00	336.50	.00	.00	45.02	605.97
010 450 00375		KATIE A THORNTON	7.53	103.16	9.03	123.71	3.00	41.10	.00	.00	19.56	267.97
010 450 00260		DOLORES G WILEY	307.56	4545.74	111.74	1651.52	39.00	576.42	.00	.00	458.30	6773.68
DEPARTMENT TOTALS			1619.83	27329.72	633.11	10220.41	701.50	11306.83	.00	.00	2954.44	48856.96
010 455 00157		DARLA J DIAZ	472.85	7976.98	118.00	1990.66	.00	.00	.00	.00	590.85	9967.64
010 455 01053		STEPHEN E HEBERT	.00	.00	.00	.00	.00	.00	.00	.00	.00	.00
010 455 00704		HEATHER M MULLINS	.00	.00	.00	.00	.00	.00	.00	.00	.00	.00
DEPARTMENT TOTALS			472.85	7976.98	118.00	1990.66	.00	.00	.00	.00	590.85	9967.64
010 456 00129		RONNIE E DAVIS	.00	.00	.00	.00	.00	.00	.00	.00	.00	.00
010 456 00266		DEBRA A FANEROS	480.00	7982.40	56.00	931.28	.00	.00	.00	.00	536.00	8913.68
DEPARTMENT TOTALS			480.00	7982.40	56.00	931.28	.00	.00	.00	.00	536.00	8913.68
010 457 01249		JESSICA M HARWELL	.00	.00	.00	.00	.00	.00	.00	.00	.00	.00
010 457 00634		JENNIFER R HAZLETT	271.76	4258.48	109.09	1709.44	.00	.00	.00	.00	380.85	5967.92
010 457 00083		LAURIE J LONG	459.90	7758.51	90.00	1518.30	.00	.00	.00	.00	549.90	9276.81

FOR PAY PERIOD ENDING 06/25/2017

DEPT NUMBER	EMP#	EMPLOYEE NAME	--- SICK LEAVE ---		--- VACATION ---		--- COMP TIME ---		--- HOLIDAY ---		--- TOTALS ---	
			AVAIL	VALUE	AVAIL	VALUE	AVAIL	VALUE	AVAIL	VALUE	AVAIL	VALUE
010	457	00098	CODY J PARRISH	.00	.00	.00	.00	.00	.00	.00	.00	.00
DEPARTMENT TOTALS			731.66	12016.99	199.09	3227.74	.00	.00	.00	.00	930.75	15244.73
010	458	01312	TINA G KENNEDY	.00	.00	.00	.00	.00	.00	.00	.00	.00
010	458	00245	DONNA R LOWERY	16.84	276.01	42.38	694.61	5.00	81.95	.00	.00	64.22
010	458	01240	TAMMY K MANUEL	44.89	703.43	56.43	884.26	8.00	125.36	.00	.00	109.32
010	458	01235	LARRY R WILBURN	.00	.00	.00	.00	.00	.00	.00	.00	.00
DEPARTMENT TOTALS			61.73	979.44	98.81	1578.87	13.00	207.31	.00	.00	173.54	2765.62
010	459	00330	LYNN D ALLEN	480.00	8097.60	120.00	2024.40	.00	.00	.00	.00	600.00
010	459	00836	WADE N BROWN	.00	.00	.00	.00	.00	.00	.00	.00	.00
010	459	00904	HANAH C MCADAMS	298.82	4682.51	120.00	1880.40	.00	.00	.00	.00	418.82
DEPARTMENT TOTALS			778.82	12780.11	240.00	3904.80	.00	.00	.00	.00	1018.82	16684.91
010	460	01289	DANIELA P ANDRADE	130.07	2038.20	56.11	879.24	.00	.00	.00	.00	186.18
010	460	00241	RALPH D FULLER	.00	.00	.00	.00	.00	.00	.00	.00	.00
010	460	00151	JOHNNIE M HARNESS	480.00	7867.20	120.00	1966.80	15.00	245.85	.00	.00	615.00
DEPARTMENT TOTALS			610.07	9905.40	176.11	2846.04	15.00	245.85	.00	.00	801.18	12997.29
010	475	00049	JOAN L BELT	480.00	7939.20	85.95	1421.61	.00	.00	.00	.00	565.95
010	475	01355	GARY F DENNISON	73.37	2879.04	36.74	1441.68	.00	.00	.00	.00	110.11
010	475	01041	STACI KEENE	6.80	98.06	55.34	798.00	.00	.00	.00	.00	62.14
010	475	01255	KATHRINE B MCCARTY	46.09	1466.58	67.46	2146.58	.00	.00	.00	.00	113.55
010	475	01356	PATRICIA A MCLELLAND	19.87	323.68	36.74	598.49	.00	.00	.00	.00	56.61
010	475	01232	MATTHEW E MINICK	82.77	2633.74	87.31	2778.20	.00	.00	.00	.00	170.08
010	475	01060	MATTHEW C POSTON	.00	.00	.00	.00	.00	.00	.00	.00	.00
010	475	01254	KACIE R STEWART	12.20	175.92	33.40	481.63	.00	.00	.00	.00	45.60
010	475	00604	GABRIELA WHEELER	16.41	260.59	25.70	408.12	.00	.00	.00	.00	42.11
DEPARTMENT TOTALS			737.51	15776.81	428.64	10074.31	.00	.00	.00	.00	1166.15	25851.12
010	476	01357	KAITLYNN N BARRINGTON	23.53	316.71	30.06	404.61	26.25	353.33	.00	.00	79.84
010	476	00315	TABITHA L DYSON	40.65	684.14	80.00	1346.40	40.00	673.20	.00	.00	160.65
010	476	00198	RAGIS A FONTENOT JR	480.00	20683.20	120.00	5170.80	.00	.00	.00	.00	600.00
010	476	01353	PRESTON K HOFFPAUIR	41.37	1782.63	36.74	1583.13	.00	.00	.00	.00	78.11
010	476	00228	TERRI L HUGHES	480.00	9585.60	19.04	380.23	4.50	89.87	.00	.00	503.54
010	476	01352	ALLISON R JONES	40.37	589.40	36.74	536.40	26.75	390.55	.00	.00	103.86
010	476	01230	PAUL N LOWREY	174.77	3537.34	102.81	2080.87	188.75	3820.30	.00	.00	466.33
010	476	00080	CATHY L MCCLUSKY	480.00	9278.40	105.50	2039.32	176.75	3416.58	.00	.00	762.25
010	476	00087	KIMBERLY D MEADOWS	29.76	687.46	42.18	974.36	70.25	1622.78	.00	.00	142.19

FOR PAY PERIOD ENDING 06/25/2017

DEPT NUMBER	EMP#	EMPLOYEE NAME	--- SICK LEAVE ---		---- VACATION ----		----- COMP TIME -----		----- HOLIDAY -----		----- TOTALS -----	
			AVAIL	VALUE	AVAIL	VALUE	AVAIL	VALUE	AVAIL	VALUE	AVAIL	VALUE
010 476	01166	JOY E PARKER	13.70	216.19	72.49	1143.89	76.50	1207.17	.00	.00	162.69	2567.25
010 476	00356	IVAN G PEARCE	478.08	11856.38	112.00	2777.60	26.00	644.80	.00	.00	616.08	15278.78
010 476	00847	LOGAN E PICKETT	.00	.00	.00	.00	.00	.00	.00	.00	.00	.00
010 476	01364	TAMI C PIERCE	53.36	2299.28	26.72	1151.36	.00	.00	.00	.00	80.08	3450.64
010 476	00113	CHRISTINE V TAYLOR	455.33	9675.76	120.00	2550.00	69.75	1482.19	.00	.00	645.08	13707.95
010 476	01137	STEPHEN C TAYLOR	240.14	11795.68	118.67	5829.07	.00	.00	.00	.00	358.81	17624.75
010 476	00342	ASHLEY L ULKIE	355.89	5615.94	65.35	1031.22	79.25	1250.57	.00	.00	500.49	7897.73
010 476	00182	JOE W WARREN	480.00	20683.20	80.00	3447.20	.00	.00	.00	.00	560.00	24130.40
DEPARTMENT TOTALS			3866.95	109287.31	1168.30	32446.46	784.75	14951.34	.00	.00	5820.00	156685.11
010 495	00224	DARLENE ALFORD	306.69	5897.65	79.29	1524.75	.00	.00	.00	.00	385.98	7422.40
010 495	00215	RITA L GILBERT	480.00	9230.40	66.50	1278.80	.00	.00	.00	.00	546.50	10509.20
010 495	01157	ALONZO D GOTT	.00	.00	.00	.00	.00	.00	.00	.00	.00	.00
010 495	01336	ANGELA C MASELLI	69.38	2451.89	53.42	1887.86	.00	.00	.00	.00	122.80	4339.75
010 495	00385	NATALIE J ROPER	340.85	6404.57	120.00	2254.80	8.00	150.32	13.00	244.27	481.85	9053.96
010 495	00063	HAROLD R SEAY	.00	.00	.00	.00	.00	.00	.00	.00	.00	.00
DEPARTMENT TOTALS			1196.92	23984.51	319.21	6946.21	8.00	150.32	13.00	244.27	1537.13	31325.31
010 497	01431	MARY K BARRIER	20.01	269.33	10.02	134.87	.00	.00	.00	.00	30.03	404.20
010 497	00084	KIMBERLY A HARRIS	.00	.00	.00	.00	.00	.00	.00	.00	.00	.00
010 497	00068	DEBRA K MIZE	173.03	3605.95	102.25	2130.89	14.25	296.97	14.00	291.76	303.53	6325.57
010 497	00248	LISA A TWARDOWSKI	480.00	10003.20	120.00	2500.80	6.75	140.67	21.00	437.64	627.75	13082.31
DEPARTMENT TOTALS			673.04	13878.48	232.27	4766.56	21.00	437.64	35.00	729.40	961.31	19812.08
010 499	01275	AMANDA J BAKER	6.91	93.01	56.70	763.18	.00	.00	.00	.00	63.61	856.19
010 499	00881	RICHARD L BROWN	.00	.00	.00	.00	.00	.00	.00	.00	.00	.00
010 499	01144	CHRISTY L CHAMBERLAIN	13.62	183.33	25.24	339.73	.00	.00	.00	.00	38.86	523.06
010 499	00931	COURTNEY S DANIEL	23.81	391.20	44.10	724.56	3.50	57.51	.00	.00	71.41	1173.27
010 499	01005	TERRI O DRYDEN	21.05	283.33	64.55	868.84	.00	.00	.00	.00	85.60	1152.17
010 499	00171	BETTY J EDWARDS	224.83	3026.21	83.48	1123.64	.00	.00	.00	.00	308.31	4149.85
010 499	01284	SARA L FORE	44.74	602.20	95.61	1286.91	.00	.00	.00	.00	140.35	1889.11
010 499	01271	KRISTINA A KING	127.83	1720.59	44.12	593.86	.00	.00	.00	.00	171.95	2314.45
010 499	01292	ANNETTE M LAVIENE	76.90	1035.07	53.44	719.30	.00	.00	.00	.00	130.34	1754.37
010 499	01111	MABLE E MCKNIGHT	.57	7.67	6.86	92.34	.00	.00	.00	.00	7.43	100.01
010 499	00905	DELORES A MOORE	8.86	131.75	14.82	220.37	23.75	353.16	.00	.00	47.43	705.28
010 499	01305	PHYLLIS R PARKER	65.48	881.36	69.77	939.10	.00	.00	.00	.00	135.25	1820.46
010 499	00060	JO A SMITH	480.00	10171.20	72.93	1545.39	.00	.00	.00	.00	552.93	11716.59
010 499	01279	KIMBERLY A WILBANKS	6.91	93.01	43.45	584.84	.00	.00	.00	.00	50.36	677.85
010 499	00996	CHRISSEY L WILEY	4.86	82.23	6.90	116.75	.00	.00	.00	.00	11.76	198.98
DEPARTMENT TOTALS			1106.37	18702.16	681.97	9918.81	27.25	410.67	.00	.00	1815.59	29031.64
010 510	00154	BILLY W BROWN	105.82	2243.38	106.00	2247.20	242.50	5141.00	.00	.00	454.32	9631.58

FOR PAY PERIOD ENDING 06/25/2017

DEPT NUMBER	EMP#	EMPLOYEE NAME	--- SICK AVAIL	LEAVE VALUE	--- VACATION AVAIL	--- VALUE	--- COMP AVAIL	TIME VALUE	--- HOLIDAY AVAIL	--- VALUE	--- TOTALS AVAIL	--- VALUE
010 510 00363		DEANNA L COLVIN	40.58	535.66	98.00	1293.60	26.75	353.10	.00	.00	165.33	2182.36
010 510 00992		REBECCA A CORDER	179.03	2336.34	110.05	1436.15	37.75	492.64	.00	.00	326.83	4265.13
010 510 00243		BENNIE E JACKSON	480.00	9134.40	120.00	2283.60	246.00	4681.38	.00	.00	846.00	16099.38
010 510 01071		DAVID K MEADOWS	7.51	127.75	48.55	825.84	30.50	518.81	.00	.00	86.56	1472.40
010 510 00037		BRENDA G PECKINPAUGH	29.11	379.89	57.84	754.81	1.00	13.05	.00	.00	87.95	1147.75
010 510 00848		LISA A SMITH	20.81	271.57	23.35	304.72	20.00	261.00	.00	.00	64.16	837.29
		DEPARTMENT TOTALS	862.86	15028.99	563.79	9145.92	604.50	11460.98	.00	.00	2031.15	35635.89
010 543 01413		WILLIAM E HERGEMUELLER	.00	.00	.00	.00	.00	.00	.00	.00	.00	.00
		DEPARTMENT TOTALS	.00	.00	.00	.00	.00	.00	.00	.00	.00	.00
010 550 01044		JUSTIN B JOHNSTON	.00	.00	.00	.00	.00	.00	.00	.00	.00	.00
010 550 01362		ELIZABETH A POLASEK	49.03	942.85	30.06	578.05	40.25	774.01	.00	.00	119.34	2294.91
		DEPARTMENT TOTALS	49.03	942.85	30.06	578.05	40.25	774.01	.00	.00	119.34	2294.91
010 551 00180		CHRIS R DRYER	13.35	256.72	71.69	1378.60	.00	.00	.00	.00	85.04	1635.32
010 551 00277		LESLIE A HULSEY	.00	.00	.00	.00	.00	.00	.00	.00	.00	.00
010 551 00200		CHAD C LANGDON	91.84	1766.08	120.00	2307.60	.00	.00	.00	.00	211.84	4073.68
010 551 00093		DONNA M WALLACE	332.28	4791.48	105.00	1514.10	33.00	475.86	.00	.00	470.28	6781.44
		DEPARTMENT TOTALS	437.47	6814.28	296.69	5200.30	33.00	475.86	.00	.00	767.16	12490.44
010 552 00124		HUGH P BISHOP	261.75	5033.45	51.80	996.11	.00	.00	.00	.00	313.55	6029.56
010 552 00664		MARK A DAVISON	.00	.00	.00	.00	.00	.00	.00	.00	.00	.00
		DEPARTMENT TOTALS	261.75	5033.45	51.80	996.11	.00	.00	.00	.00	313.55	6029.56
010 553 00701		LINELL O BEALS	122.07	2347.41	20.11	386.72	140.00	2692.20	16.00	307.68	298.18	5734.01
010 553 01320		JUDY E COMPTON	.00	.00	.00	.00	.00	.00	.00	.00	.00	.00
010 553 01105		ROBERT L CROFT	39.83	765.93	48.74	937.27	.50	9.62	.00	.00	89.07	1712.82
010 553 01112		BENITO A PEREZ JR	97.57	1995.31	100.11	2047.25	.00	.00	.00	.00	197.68	4042.56
010 553 01051		ROBERT E THORNTON JR	.00	.00	.00	.00	.00	.00	.00	.00	.00	.00
		DEPARTMENT TOTALS	259.47	5108.65	168.96	3371.24	140.50	2701.82	16.00	307.68	584.93	11489.39
010 554 01256		CARISSA F BARNETT	.00	.00	.00	.00	.00	.00	.00	.00	.00	.00
010 554 00372		BRIAN D BORTZ	480.00	9230.40	120.00	2307.60	.00	.00	.00	.00	600.00	11538.00
010 554 01116		JAMES W GARDINER	156.15	3002.76	120.00	2307.60	.00	.00	.00	.00	276.15	5310.36
010 554 00690		STEVE D HUNTER	.00	.00	.00	.00	.00	.00	.00	.00	.00	.00
		DEPARTMENT TOTALS	636.15	12233.16	240.00	4615.20	.00	.00	.00	.00	876.15	16848.36
010 555 00039		LARRY G ALLEN	288.18	5541.70	120.00	2307.60	15.50	298.07	41.00	788.43	464.68	8935.80

FOR PAY PERIOD ENDING 06/25/2017

DEPT NUMBER	EMP#	EMPLOYEE NAME	--- SICK LEAVE ---		--- VACATION ---		--- COMP TIME ---		--- HOLIDAY ---		--- TOTALS ---		
			AVAIL	VALUE	AVAIL	VALUE	AVAIL	VALUE	AVAIL	VALUE	AVAIL	VALUE	
010	555	00048	JAMES M COOPER JR	105.50	2028.77	33.54	644.97	11.00	211.53	2.00	38.46	152.04	2923.73
010	555	00607	PATRICIA A DESPAIN	46.50	670.53	8.04	115.94	2.50	36.05	.00	.00	57.04	822.52
010	555	01058	JOHN E JOSLIN	.00	.00	.00	.00	.00	.00	.00	.00	.00	.00
DEPARTMENT TOTALS			440.18	8241.00	161.58	3068.51	29.00	545.65	43.00	826.89	673.76	12682.05	
010	560	01083	RUBEN ARELLANO	332.84	6806.58	77.73	1589.58	312.50	6390.63	532.00	10879.40	1255.07	25666.19
010	560	00021	JEFFREY A ASHWORTH	30.36	636.65	73.40	1539.20	.00	.00	17.75	372.22	121.51	2548.07
010	560	00055	BRETT Y AUDILET	480.00	10065.60	120.00	2516.40	259.25	5436.47	439.25	9211.07	1298.50	27229.54
010	560	01426	DANIELLE M BARRY	26.68	545.61	13.36	273.21	16.50	337.43	36.00	736.20	92.54	1892.45
010	560	01302	CHRISTAN N BAULD	52.06	750.71	80.10	1155.04	110.25	1589.81	152.00	2191.84	394.41	5687.40
010	560	01170	TAMMY R BEAM	192.77	2779.74	120.00	1730.40	197.75	2851.56	266.00	3835.72	776.52	11197.42
010	560	00264	GORDON R BEAN	480.00	9816.00	70.09	1433.34	314.00	6421.30	187.25	3829.26	1051.34	21499.90
010	560	01073	JOHN W BENNETT	351.51	7188.38	115.85	2369.13	393.75	8052.19	596.50	12198.43	1457.61	29808.13
010	560	00172	BONNIE BISHOP	361.83	5217.59	116.25	1676.33	234.25	3377.89	348.25	5021.77	1060.58	15293.58
010	560	00292	LINDA L BLOOMINGDALE	159.99	3271.80	81.64	1669.54	.00	.00	72.75	1487.74	314.38	6429.08
010	560	01299	SHELBY C BONIN	71.31	1028.29	76.10	1097.36	115.75	1669.12	144.00	2076.48	407.16	5871.25
010	560	00027	PEGGY L BOURGEOIS	49.96	720.42	99.00	1427.58	22.25	320.85	1.50	21.63	172.71	2490.48
010	560	00291	ALTON W BOWDOIN	.00	.00	.00	.00	.00	.00	.00	.00	.00	.00
010	560	01300	MALINA A BRACK	99.39	1433.20	73.43	1058.86	87.25	1258.15	200.00	2884.00	460.07	6634.21
010	560	01429	TONIETTE M BROWN	.00	.00	.00	.00	.00	.00	.00	.00	.00	.00
010	560	01006	KLAYTON D CARTER	6.67	96.18	3.34	48.16	.00	.00	.00	.00	10.01	144.34
010	560	01418	RYAN W CAVANAUGH	40.02	818.41	20.04	409.82	113.25	2315.96	72.00	1472.40	245.31	5016.59
010	560	00079	LINDA L CHAPMAN	50.89	709.41	57.43	800.57	7.75	108.04	.00	.00	116.07	1618.02
010	560	01427	THOMAS G COLDWELL II	26.68	545.61	13.36	273.21	63.25	1293.46	36.00	736.20	139.29	2848.48
010	560	00636	STEPHANIE N CRANE	31.53	644.79	87.49	1789.17	83.25	1702.46	98.00	2004.10	300.27	6140.52
010	560	01052	JOSHUA D CUMMINS	267.68	5613.25	108.69	2279.23	218.50	4581.95	496.00	10401.12	1090.87	22875.55
010	560	01238	TARA G DAGLE	42.70	615.73	66.70	961.81	.00	.00	1.25	18.03	110.65	1595.57
010	560	01241	GEORGE D DANIELS JR	21.60	441.72	102.67	2099.60	174.25	3563.41	146.00	2985.70	444.52	9090.43
010	560	01077	AMBER J DAVILA	18.84	271.67	13.38	192.94	2.25	32.45	3.00	43.26	37.47	540.32
010	560	00211	KEN T DEFOOR	.00	.00	.00	.00	.00	.00	.00	.00	.00	.00
010	560	00012	MICHELLE O DESHOTEL	251.33	5270.39	120.00	2516.40	188.00	3942.36	152.75	3203.17	712.08	14932.32
010	560	01239	EMALEE C DIEHL	25.62	369.44	73.37	1058.00	110.25	1589.81	164.25	2368.49	373.49	5385.74
010	560	00337	ROBERT R DUNN	480.00	10065.60	120.00	2516.40	453.75	9515.14	967.50	20288.48	2021.25	42385.62
010	560	01301	SHELLY A EDWARDS	133.40	2728.03	93.44	1910.85	346.25	7080.81	313.00	6400.85	886.09	18120.54
010	560	00128	MARK D ELLINGTON	480.00	11212.80	120.00	2803.20	.00	.00	.00	.00	600.00	14016.00
010	560	00235	DARRELL W ELLIOTT	480.00	10065.60	120.00	2516.40	318.00	6668.46	880.25	18458.84	1798.25	37709.30
010	560	01065	STEFAN T FASOLINO	292.01	5971.60	105.19	2151.14	476.25	9739.31	547.00	11186.15	1420.45	29048.20
010	560	00011	PATRICIA D GARPNE	480.00	6921.60	38.50	555.17	153.50	2213.47	.00	.00	672.00	9690.24
010	560	00888	IVAN GONZALEZ	480.00	9816.00	105.37	2154.82	299.50	6124.78	438.00	8957.10	1322.87	27052.70
010	560	01434	VIVIAN M GUERRERO	20.01	409.20	10.02	204.91	.00	.00	.00	.00	30.03	614.11
010	560	01078	CRYSTAL A GUILLORY	24.34	350.98	101.13	1458.29	.00	.00	17.25	248.75	142.72	2058.02
010	560	01430	VIRGINIA A HALL	6.67	96.18	3.34	48.16	.00	.00	.00	.00	10.01	144.34
010	560	01348	ZACK T HARKNESS	.00	.00	.00	.00	.00	.00	.00	.00	.00	.00
010	560	00193	JAMES A HOBSON	281.43	5755.24	105.76	2162.79	226.75	4637.04	302.50	6186.13	916.44	18741.20
010	560	00181	LELA A HOLLEY	351.68	5071.23	90.71	1308.04	166.00	2393.72	567.00	8176.14	1175.39	16949.13
010	560	01439	RONALD D HOUSE	13.34	272.80	6.68	136.61	.00	.00	.00	.00	20.02	409.41
010	560	00727	SHIRLEY M JACKSON	306.30	5020.26	79.39	1301.20	97.50	1598.03	55.50	909.65	538.69	8829.14

FOR PAY PERIOD ENDING 06/25/2017

DEPT NUMBER	EMP#	EMPLOYEE NAME	--- SICK LEAVE ---		---- VACATION ----		---- COMP TIME ----		----- HOLIDAY -----		----- TOTALS -----	
			AVAIL	VALUE	AVAIL	VALUE	AVAIL	VALUE	AVAIL	VALUE	AVAIL	VALUE
010 560 01419		GARRETT L JOHNSTON	40.02	818.41	20.04	409.82	82.75	1692.24	72.00	1472.40	214.81	4392.87
010 560 01079		WILLIAM M KNOX	33.84	790.50	120.00	2803.20	.00	.00	.00	.00	153.84	3593.70
010 560 00261		THOMAS A KOEN	480.00	10065.60	120.00	2516.40	331.75	6956.80	464.75	9745.81	1396.50	29284.61
010 560 00889		JOSHUA S LEAL	121.08	2476.09	72.62	1485.08	229.25	4688.16	164.00	3353.80	586.95	12003.13
010 560 00882		LINDA W LONGORIA	58.33	841.12	11.89	171.45	.00	.00	10.25	147.81	80.47	1160.38
010 560 00370		VAN C MADDOX	13.34	272.80	6.68	136.61	.00	.00	.00	.00	20.02	409.41
010 560 01156		MISTY D MADDOX	190.10	2741.24	89.34	1288.28	160.25	2310.81	352.50	5083.05	792.19	11423.38
010 560 01057		RANSON L MARTEL	6.67	136.40	6.67	136.40	.00	.00	.00	.00	13.34	272.80
010 560 01440		OSCAR D MARTINEZ	13.34	272.80	6.68	136.61	.00	.00	12.00	245.40	32.02	654.81
010 560 01405		NICOLE S MCGEE	53.36	769.45	26.72	385.30	87.50	1261.75	94.75	1366.30	262.33	3782.80
010 560 00653		JAMES R MCQUEEN	374.86	7860.81	109.34	2292.86	339.00	7108.83	621.75	13038.10	1444.95	30300.60
010 560 00850		JAMES W MCQUEEN	340.72	6967.72	63.46	1297.76	211.50	4325.18	138.00	2822.10	753.68	15412.76
010 560 01242		JOHN M MENDOZA	38.41	785.48	56.45	1154.40	129.25	2643.16	134.00	2740.30	358.11	7323.34
010 560 01330		ANN M MITCHELL	79.72	1671.73	66.76	1399.96	157.50	3302.78	169.50	3554.42	473.48	9928.89
010 560 01331		SEAN C MITCHELL	39.22	822.44	66.76	1399.96	84.00	1761.48	142.50	2988.23	332.48	6972.11
010 560 00168		DONALD W NEYLAND	480.00	11212.80	120.00	2803.20	.00	.00	.00	.00	600.00	14016.00
010 560 01045		TIMOTHY D NIEMEYER	366.85	7692.84	120.00	2516.40	430.00	9017.10	387.00	8115.39	1303.85	27341.73
010 560 00360		VITA O'REILLY	36.11	520.71	98.15	1415.32	72.00	1038.24	85.25	1229.31	291.51	4203.58
010 560 00331		JAMES A OTT JR	161.86	3310.04	105.00	2147.25	19.50	398.78	83.50	1707.58	369.86	7563.65
010 560 01086		LISA M PARKER	.00	.00	.00	.00	.00	.00	.00	.00	.00	.00
010 560 00125		FLOYD W PEARSON JR	480.00	10065.60	69.25	1452.17	339.75	7124.56	732.25	15355.28	1621.25	33997.61
010 560 00994		DUSTIN L PIASSOLI	228.86	3300.16	66.90	964.70	143.50	2069.27	149.00	2148.58	588.26	8482.71
010 560 00359		CLINTON T PIERCE	357.08	7487.97	114.35	2397.92	451.50	9467.96	625.50	13116.74	1548.43	32470.59
010 560 01280		DAVID C POWELL	.00	.00	.00	.00	.00	.00	.00	.00	.00	.00
010 560 00347		ROBERT J RADER	.00	.00	.00	.00	.00	.00	.00	.00	.00	.00
010 560 01118		STEVEN T RASBERRY	187.15	3827.22	111.34	2276.90	207.25	4238.26	244.25	4994.91	749.99	15337.29
010 560 01266		SHEILA M RAY	46.83	957.67	97.95	2003.08	92.75	1896.74	5.25	107.36	242.78	4964.85
010 560 00296		SHANDALYNN N RHAME	187.95	3843.58	82.14	1679.76	280.50	5736.23	84.50	1728.03	635.09	12987.60
010 560 01417		KENT R SHAFFER	40.02	818.41	20.04	409.82	142.00	2903.90	61.50	1257.68	263.56	5389.81
010 560 00173		BRUCE W SIMS	480.00	9816.00	79.34	1622.50	289.75	5925.39	298.50	6104.33	1147.59	23468.22
010 560 00624		ALLISON L SOBOL	112.86	1627.44	116.18	1675.32	12.00	173.04	15.25	219.91	256.29	3695.71
010 560 01332		BRYAN R SOROLA	106.72	2182.42	66.76	1365.24	128.50	2627.83	154.25	3154.41	456.23	9329.90
010 560 00677		JAMES E SPRAYBERRY	124.02	2600.70	120.00	2516.40	83.50	1751.00	82.75	1735.27	410.27	8603.37
010 560 01406		BRIDGET K SUMRALL	46.69	673.27	23.38	337.14	112.25	1618.65	108.00	1557.36	290.32	4186.42
010 560 01142		KENNETH C TAYLOR	146.47	2995.31	116.09	2374.04	231.00	4723.95	231.25	4729.06	724.81	14822.36
010 560 01277		LAURA A TAYLOR	.00	.00	.00	.00	.00	.00	.00	.00	.00	.00
010 560 00361		KEVIN L THEISS	480.00	9816.00	94.00	1922.30	280.75	5741.34	334.50	6840.53	1189.25	24320.17
010 560 01422		JOHN G TUCKER	40.02	818.41	20.04	409.82	133.75	2735.19	60.00	1227.00	253.81	5190.42
010 560 00362		CHRISTOPHER L UNGLES	201.48	4225.04	110.00	2306.70	463.00	9709.11	773.50	16220.30	1547.98	32461.15
010 560 00213		SHERRY E WALTON	439.20	6864.70	106.67	1667.25	205.75	3215.87	772.75	12078.08	1524.37	23825.90
010 560 01062		SYLVESTER C WEBB JR	.00	.00	.00	.00	.00	.00	.00	.00	.00	.00
010 560 01082		TAYLOR W WELLS	327.59	6699.22	120.00	2454.00	452.50	9253.63	559.00	11431.55	1459.09	29838.40
010 560 01048		CHARLES D WERNER	200.10	4092.05	114.89	2349.50	182.00	3721.90	223.75	4575.69	720.74	14739.14
010 560 00102		ROYCE L WHEELER	.00	.00	.00	.00	.00	.00	.00	.00	.00	.00
010 560 01267		RICHARD E WHITTEN	33.83	691.82	120.00	2454.00	122.25	2500.01	52.50	1073.63	328.58	6719.46
010 560 01253		HOLLY K WILSON	115.76	1613.69	109.80	1530.61	95.75	1334.76	28.00	390.32	349.31	4869.38
010 560 01347		WHITNEY A WOOD	.00	.00	.00	.00	.00	.00	.00	.00	.00	.00
010 560 01098		PAUL A YOUNG JR	319.33	6530.30	120.00	2454.00	389.00	7955.05	451.00	9222.95	1279.33	26162.30
010 560 01160		TIFFANY J YUEN	180.37	2600.94	68.68	990.37	178.50	2573.97	277.00	3994.34	704.55	10159.62

FOR PAY PERIOD ENDING 06/25/2017

DEPT NUMBER	EMP#	EMPLOYEE NAME	--- SICK LEAVE AVAIL	--- SICK LEAVE VALUE	--- VACATION AVAIL	--- VACATION VALUE	--- COMP TIME AVAIL	--- COMP TIME VALUE	--- HOLIDAY AVAIL	--- HOLIDAY VALUE	--- TOTALS AVAIL	--- TOTALS VALUE
DEPARTMENT TOTALS			15111.60	293591.19	6237.31	118702.66	12913.50	252308.98	17506.50	339663.63	51768.91	1004266.46
010 570 00023		MARTHA E CALDWELL	169.15	2276.76	63.52	854.98	.00	.00	.00	.00	232.67	3131.74
010 570 00196		DANELLA S MCCARTY	284.01	5029.82	25.43	450.37	6.00	106.26	.00	.00	315.44	5586.45
010 570 00884		LUCILA M TREVIZO	254.16	3370.16	50.94	675.46	.00	.00	.00	.00	305.10	4045.62
DEPARTMENT TOTALS			707.32	10676.74	139.89	1980.81	6.00	106.26	.00	.00	853.21	12763.81
010 581 00147		CRISTA M BEASLEY	480.00	6979.20	118.80	1727.35	.00	.00	.00	.00	598.80	8706.55
010 581 00122		THOMAS E BRANCH	480.00	11212.80	54.74	1278.73	.00	.00	.00	.00	534.74	12491.53
010 581 00140		JAMES L CARSON	473.65	9605.62	120.00	2433.60	.00	.00	.00	.00	593.65	12039.22
DEPARTMENT TOTALS			1433.65	27797.62	293.54	5439.68	.00	.00	.00	.00	1727.19	33237.30
010 582 00906		BRENDA M FAIRCHILD	44.84	943.43	92.58	1947.88	5.00	105.20	.00	.00	142.42	2996.51
010 582 01093		BESSIE N SEWELL	42.33	638.34	90.87	1370.32	61.00	919.88	.00	.00	194.20	2928.54
DEPARTMENT TOTALS			87.17	1581.77	183.45	3318.20	66.00	1025.08	.00	.00	336.62	5925.05
010 622 01335		DENNIS A GILBERT	43.05	662.11	52.09	801.14	.00	.00	.00	.00	95.14	1463.25
010 622 01450		LESLIE D GOMEZ	6.67	102.58	3.34	51.37	.00	.00	.00	.00	10.01	153.95
010 622 01155		RAQUEL LULE	86.07	1158.50	80.11	1078.28	5.00	67.30	.00	.00	171.18	2304.08
010 622 00238		CURTIS C PORTER	463.66	7256.28	96.00	1502.40	.00	.00	.00	.00	559.66	8758.68
010 622 00694		JENNIFER L PURNELL	185.60	2904.64	120.00	1878.00	77.75	1216.79	2.00	31.30	385.35	6030.73
010 622 01448		MARIA M VENEGAS	.00	.00	.00	.00	.00	.00	.00	.00	.00	.00
DEPARTMENT TOTALS			785.05	12084.11	351.54	5311.19	82.75	1284.09	2.00	31.30	1221.34	18710.69
010 646 01246		MICHELLE R CONNER	74.74	1166.69	90.11	1406.62	.00	.00	.00	.00	164.85	2573.31
010 646 00628		JACQUELINE L GEISLEMAN	205.72	2966.48	86.96	1253.96	.00	.00	.00	.00	292.68	4220.44
010 646 00659		PENNY P MCMILLEN	104.12	2385.39	96.16	2203.03	.00	.00	.00	.00	200.28	4588.42
DEPARTMENT TOTALS			384.58	6518.56	273.23	4863.61	.00	.00	.00	.00	657.81	11382.17
010 660 00675		DEBORAH K MCGINNIS-PAI	480.00	9691.20	120.00	2422.80	128.00	2584.32	.00	.00	728.00	14698.32
DEPARTMENT TOTALS			480.00	9691.20	120.00	2422.80	128.00	2584.32	.00	.00	728.00	14698.32
010 665 01311		AMANDA D BROOKS	.00	.00	.00	.00	.00	.00	.00	.00	.00	.00
010 665 00004		ALEXIS N CORDOVA	.00	.00	.00	.00	.00	.00	.00	.00	.00	.00
010 665 01283		WILLIAM R FLORA	.00	.00	.00	.00	.00	.00	.00	.00	.00	.00

VACATION AND SICK LEAVE LIABILITY REPORT FOR LIBERTY COUNTY

FOR PAY PERIOD ENDING 06/25/2017

DEPT NUMBER	EMP#	EMPLOYEE NAME	--- SICK LEAVE ---		---- VACATION ----		----- COMP TIME -----		----- HOLIDAY -----		----- TOTALS -----	
			AVAIL	VALUE	AVAIL	VALUE	AVAIL	VALUE	AVAIL	VALUE	AVAIL	VALUE
010 665	00268	SANDRA R GAMMON	413.58	5666.05	107.00	1465.90	31.50	431.55	.00	.00	552.08	7563.50
010 665	00146	ANDLE A MAYON	.00	.00	.00	.00	.00	.00	.00	.00	.00	.00
010 665	00275	JO L REYNOLDS	477.33	6539.42	100.71	1379.73	137.50	1883.75	.00	.00	715.54	9802.90
DEPARTMENT TOTALS			890.91	12205.47	207.71	2845.63	169.00	2315.30	.00	.00	1267.62	17366.40
FUND TOTALS			40889.27	818248.29	15827.55	306582.46	16070.08	310087.18	17615.50	341803.17	90402.40	1776721.10

FOR PAY PERIOD ENDING 06/25/2017

DEPT NUMBER	EMP#	EMPLOYEE NAME	--- SICK LEAVE ---		---- VACATION ----		--- COMP TIME ---		----- HOLIDAY -----		----- TOTALS -----	
			AVAIL	VALUE	AVAIL	VALUE	AVAIL	VALUE	AVAIL	VALUE	AVAIL	VALUE
DEPARTMENT TOTALS			.00	.00	.00	.00	.00	.00	.00	.00	.00	.00
015 612	00920	DAVID D CRAWFORD	154.69	2850.94	110.01	2027.48	98.75	1819.96	40.00	737.20	403.45	7435.58
015 612	01176	KEVIN B GEHEB	72.11	1328.99	72.15	1329.72	1.75	32.25	30.00	552.90	176.01	3243.86
015 612	00346	RANDY L HUMBER	468.66	11566.53	119.05	2938.15	226.00	5577.68	30.00	740.40	843.71	20822.76
015 612	00137	CYNTHIA M IVY	480.00	8400.00	120.00	2100.00	16.50	288.75	40.00	700.00	656.50	11488.75
015 612	00040	TRAVIS JACKSON JR	480.00	8587.20	65.57	1173.05	35.75	639.57	20.00	357.80	601.32	10757.62
015 612	01231	DANNY L LAMBERT	.00	.00	.00	.00	.00	.00	.00	.00	.00	.00
015 612	01103	DANIEL M PARKER	23.35	396.95	16.70	283.90	3.25	55.25	30.00	510.00	73.30	1246.10
015 612	00257	WILLIAM J RAYON	58.07	1038.87	30.11	538.67	30.25	541.17	50.00	894.50	168.43	3013.21
015 612	01259	JOHN E SCOTT	20.09	359.41	100.13	1791.33	36.75	657.46	40.00	715.60	196.97	3523.80
015 612	01447	CHARLES A SCOTT	.00	.00	.00	.00	.00	.00	.00	.00	.00	.00
015 612	00309	JAMES J SEMIEN	454.65	8133.69	110.00	1967.90	4.75	84.98	40.00	715.60	609.40	10902.17
015 612	01090	CLAYTON L SMITH	6.67	119.33	3.34	59.75	.00	.00	.00	.00	10.01	179.08
015 612	01423	CARROLL R SMITH	30.35	559.35	16.70	307.78	9.50	175.09	30.00	552.90	86.55	1595.12
015 612	00613	JOHN C TROUSDALE	14.71	263.16	41.75	746.91	.25	4.47	30.00	536.70	86.71	1551.24
015 612	01288	JOHN W WILSON	130.07	2762.69	100.11	2126.34	35.50	754.02	30.00	637.20	295.68	6280.25
DEPARTMENT TOTALS			2393.42	46367.11	905.62	17390.98	499.00	10630.65	410.00	7650.80	4208.04	82039.54
015 613	00169	MICHAEL W BORSKI	480.00	8064.00	120.00	2016.00	166.00	2788.80	20.00	336.00	786.00	13204.80
015 613	00175	BRADLEY W BORSKI	396.18	6239.84	114.80	1808.10	64.25	1011.94	20.00	315.00	595.23	9374.88
015 613	00719	GEORGE BURRELL JR	198.83	2662.33	80.70	1080.57	125.75	1683.79	16.00	214.24	421.28	5640.93
015 613	00863	CARL H CADE	101.16	1719.72	73.36	1247.12	.75	12.75	20.00	340.00	195.27	3319.59
015 613	01315	RICKY D CAROTHERS JR	25.39	454.23	62.93	1125.82	10.00	178.90	30.00	536.70	128.32	2295.65
015 613	00267	JOHNNY D CHAPMAN	97.76	1748.93	96.80	1731.75	103.50	1851.62	20.00	357.80	318.06	5690.10
015 613	01363	MILLARD E CHAPMAN	60.03	960.48	30.06	480.96	4.50	72.00	20.00	320.00	114.59	1833.44
015 613	01085	JAY C COOK	8.84	146.21	8.38	138.61	78.75	1302.53	20.00	330.80	115.97	1918.15
015 613	01251	CARL S DEVILLE	96.76	1644.92	71.80	1220.60	43.50	739.50	20.00	340.00	232.06	3945.02
015 613	01243	TIFFANY M GRAHAM	47.10	766.79	72.14	1174.44	.00	.00	20.00	325.60	139.24	2266.83
015 613	01164	THOMAS G HAZLETT	23.20	383.73	103.49	1711.72	57.25	946.92	20.00	330.80	203.94	3373.17
015 613	01287	MICHELLE R LOMAS	30.07	402.64	60.11	804.87	13.00	174.07	.00	.00	103.18	1381.58
015 613	01415	FERNANDO M LOMAS	13.52	229.84	20.04	340.68	.00	.00	20.00	340.00	53.56	910.52
015 613	00911	JAMES W MCINTOSH	83.35	1400.28	51.59	866.71	26.25	441.00	20.00	336.00	181.19	3043.99
015 613	01139	CRYSTAL G PORTER	70.14	1031.06	85.18	1252.15	3.25	47.78	28.00	411.60	186.57	2742.59
015 613	00307	JERRY L RIVES	480.00	11846.40	120.00	2961.60	194.75	4806.43	10.00	246.80	804.75	19861.23
015 613	01313	LARRY W RIVES	50.06	895.57	80.10	1432.99	47.75	854.25	20.00	357.80	197.91	3540.61
015 613	00915	ELOY J RODRIGUEZ	248.86	5748.67	120.00	2772.00	307.00	7091.70	20.00	462.00	695.86	16074.37
015 613	00707	MICHAEL R SELLERS	479.14	8571.81	95.99	1717.26	147.00	2629.83	20.00	357.80	742.13	13276.70
015 613	00886	TOMMY J SMALL	92.17	1566.89	79.27	1347.59	226.50	3850.50	20.00	340.00	417.94	7104.98
015 613	00042	LORETTA J STARK	480.00	6427.20	110.01	1473.03	171.50	2296.39	31.00	415.09	792.51	10611.71
015 613	00067	CLAYTON W STARK	209.23	3556.91	57.71	981.07	4.00	68.00	30.00	510.00	300.94	5115.98
015 613	00358	DAVID J STARK	.00	.00	.00	.00	.00	.00	.00	.00	.00	.00
015 613	01433	JAYCOB R TULLOCK	.00	.00	.00	.00	.00	.00	.00	.00	.00	.00
015 613	00047	BRADFORD P WILLIAMSON	89.49	1600.98	64.53	1154.44	34.75	621.68	20.00	357.80	208.77	3734.90
015 613	01416	DANNY R YOCUM II	40.02	680.34	20.04	340.68	31.50	535.50	20.00	340.00	111.56	1896.52

FOR PAY PERIOD ENDING 06/25/2017

DEPT NUMBER	EMP#	EMPLOYEE NAME	--- SICK AVAIL	LEAVE VALUE	--- VACATION AVAIL	--- VALUE	--- COMP AVAIL	TIME VALUE	--- HOLIDAY AVAIL	--- VALUE	--- TOTALS AVAIL	--- VALUE
DEPARTMENT TOTALS			3901.30	68749.77	1799.03	31180.76	1861.50	34005.88	485.00	8221.83	8046.83	142158.24
015 614	01421	TROY G BROWN	30.02	511.54	20.04	341.48	.00	.00	50.00	852.00	100.06	1705.02
015 614	00251	RICKY D BURT	15.11	249.92	48.65	804.67	.00	.00	50.00	827.00	113.76	1881.59
015 614	00657	BUDDY R CULLEY II	28.59	472.88	45.71	756.04	.00	.00	50.00	827.00	124.30	2055.92
015 614	01359	ANDREW N HAUKE	34.53	466.16	30.06	405.81	.00	.00	50.00	675.00	114.59	1546.97
015 614	01449	ZACHARY M HIGHTOWER	.00	.00	.00	.00	.00	.00	.00	.00	.00	.00
015 614	00367	LYNDON B JOHNSON	72.84	1303.11	63.00	1127.07	.00	.00	.00	.00	135.84	2430.18
015 614	01099	ALLEN W MAY	55.33	915.16	49.87	824.85	15.00	248.10	50.00	827.00	170.20	2815.11
015 614	01365	RONDA S POLING	53.36	993.56	26.72	497.53	26.75	498.09	40.00	744.80	146.83	2733.98
015 614	00149	JASON R SHAW	302.94	5010.63	106.79	1766.31	27.00	446.58	50.00	827.00	486.73	8050.52
015 614	00718	JUSTIN W SHAW	30.44	479.43	71.44	1125.18	6.50	102.38	40.00	630.00	148.38	2336.99
DEPARTMENT TOTALS			623.16	10402.39	462.28	7648.94	75.25	1295.15	380.00	6209.80	1540.69	25556.28
015 615	00073	GEORGE L ADDINGTON	16.56	287.81	63.38	1101.54	46.25	803.83	.00	.00	126.19	2193.18
015 615	00916	JOHN A BOSTON SR	19.97	321.32	11.83	190.34	.00	.00	.00	.00	31.80	511.66
015 615	00034	DANNY C EARP	480.00	8491.20	116.69	2064.25	97.50	1724.78	40.00	707.60	734.19	12987.83
015 615	01290	JOSHUA D LANGDON	13.57	189.98	60.11	841.54	5.50	77.00	12.00	168.00	91.18	1276.52
015 615	01236	DARYL MCWHORTER	151.10	3661.15	110.14	2668.69	101.50	2459.35	26.00	629.98	388.74	9419.17
015 615	01432	SHAWN J MENARD	20.01	320.16	10.02	160.32	4.50	72.00	10.00	160.00	44.53	712.48
015 615	01333	JOSHUA K MITCHELL	27.05	419.28	20.09	311.40	7.50	116.25	12.50	193.75	67.14	1040.68
015 615	01244	MISTY L MONTGOMERY	6.68	113.56	6.80	115.60	.00	.00	.00	.00	13.48	229.16
015 615	01407	AUBREY B PETERS	19.69	334.73	23.38	397.46	16.00	272.00	2.00	34.00	61.07	1038.19
015 615	01310	WILLIAM W RAYON	60.06	960.96	70.10	1121.60	104.25	1668.00	.00	.00	234.41	3750.56
015 615	01224	KAREN REITER	100.10	1818.82	88.14	1601.50	12.25	222.58	.00	.00	200.49	3642.90
015 615	01354	GENE A RHAME	43.37	737.29	36.74	624.58	24.25	412.25	25.00	425.00	129.36	2199.12
015 615	00301	RICKY J SACKETT	480.00	8784.00	90.00	1647.00	106.25	1944.38	5.00	91.50	681.25	12466.88
015 615	01345	TERRY C SLAUGHTER	72.71	1272.43	46.75	818.13	82.00	1435.00	45.00	787.50	246.46	4313.06
015 615	01272	BRANDON W SONES	6.83	114.40	25.37	424.95	2.00	33.50	.00	.00	34.20	572.85
015 615	01260	ELIJAH L THRASHER JR	22.84	399.70	100.13	1752.28	22.25	389.38	1.00	17.50	146.22	2558.86
015 615	01408	ERIC S VINING	46.69	793.73	23.38	397.46	17.00	289.00	10.00	170.00	97.07	1650.19
DEPARTMENT TOTALS			1587.23	29020.52	903.05	16238.64	649.00	11919.30	188.50	3384.83	3327.78	60563.29
FUND TOTALS			8505.11	154539.79	4069.98	72459.32	3084.75	57850.98	1463.50	25467.26	17123.34	310317.35

FOR PAY PERIOD ENDING 06/25/2017

DEPT NUMBER	EMP#	EMPLOYEE NAME	--- SICK AVAIL	LEAVE VALUE	--- VACATION AVAIL	--- VALUE	--- COMP AVAIL	TIME VALUE	--- HOLIDAY AVAIL	--- VALUE	--- TOTALS AVAIL	--- VALUE
DEPARTMENT TOTALS			.00	.00	.00	.00	.00	.00	.00	.00	.00	.00
091	611	00771	JACK R CARRAWAY	.00	.00	.00	.00	.00	.00	.00	.00	.00
091	611	01084	TERRY L DAVIS	320.17	5042.68	100.21	1578.31	15.00	236.25	.00	.00	435.38 6857.24
091	611	00605	ROBERT E NOACK	212.82	3351.92	40.20	633.15	3.00	47.25	.00	.00	256.02 4032.32
091	611	00253	EDWIN L PSENCIK	480.00	8966.40	120.00	2241.60	150.00	2802.00	.00	.00	750.00 14010.00
091	611	01339	ALICE R ROLKE	.00	.00	.00	.00	.00	.00	.00	.00	.00
091	611	01340	WALTER W WADE	.00	.00	.00	.00	.00	.00	.00	.00	.00
DEPARTMENT TOTALS			1012.99	17361.00	260.41	4453.06	168.00	3085.50	.00	.00	1441.40	24899.56
FUND TOTALS			1012.99	17361.00	260.41	4453.06	168.00	3085.50	.00	.00	1441.40	24899.56

FOR PAY PERIOD ENDING 06/25/2017

DEPT NUMBER	EMP#	EMPLOYEE NAME	--- SICK AVAIL	LEAVE VALUE	--- VACATION AVAIL	--- VALUE	--- COMP AVAIL	TIME VALUE	--- HOLIDAY AVAIL	--- VALUE	--- TOTALS AVAIL	--- VALUE
		DEPARTMENT TOTALS	.00	.00	.00	.00	.00	.00	.00	.00	.00	.00
092 570	00188	KATHLEEN S BARRETT	.00	.00	.00	.00	.00	.00	.00	.00	.00	.00
092 570	00304	JENNIFER C BRAWNER	.00	.00	.00	.00	.00	.00	.00	.00	.00	.00
092 570	00917	SHANITRIA D ELMORE	.00	.00	.00	.00	.00	.00	.00	.00	.00	.00
092 570	00909	LYNDA D FLEMING	.00	.00	.00	.00	.00	.00	.00	.00	.00	.00
092 570	00870	MILES D HARTLEIN	.00	.00	.00	.00	.00	.00	.00	.00	.00	.00
092 570	00165	CASUNDR A K HEBERT	.00	.00	.00	.00	.00	.00	.00	.00	.00	.00
092 570	01114	JODI L HENK	.00	.00	.00	.00	.00	.00	.00	.00	.00	.00
092 570	01104	MARISA S HENRY	.00	.00	.00	.00	.00	.00	.00	.00	.00	.00
092 570	01250	KAREN R HUMBER	.00	.00	.00	.00	.00	.00	.00	.00	.00	.00
092 570	01169	CHRISTI M JOHNSON	.00	.00	.00	.00	.00	.00	.00	.00	.00	.00
092 570	00179	REAGAN E KEY	.00	.00	.00	.00	.00	.00	.00	.00	.00	.00
092 570	00033	DIANE P MANEK	.00	.00	.00	.00	.00	.00	.00	.00	.00	.00
092 570	00221	JOHN M MCADAMS	.00	.00	.00	.00	.00	.00	.00	.00	.00	.00
092 570	00908	ANGELA M MENDOZA	.00	.00	.00	.00	.00	.00	.00	.00	.00	.00
092 570	01168	ASHLEY D MILLER	.00	.00	.00	.00	.00	.00	.00	.00	.00	.00
092 570	00353	CELESTE L MORENO	.00	.00	.00	.00	.00	.00	.00	.00	.00	.00
092 570	00064	KAREN L O'BRIEN	.00	.00	.00	.00	.00	.00	.00	.00	.00	.00
092 570	00921	LACI J OVERSTREET	.00	.00	.00	.00	.00	.00	.00	.00	.00	.00
092 570	01350	CHRISTOPHER D PARKER	.00	.00	.00	.00	.00	.00	.00	.00	.00	.00
092 570	00163	JON K PATTON	.00	.00	.00	.00	.00	.00	.00	.00	.00	.00
092 570	00038	DELMA J POWELL	.00	.00	.00	.00	.00	.00	.00	.00	.00	.00
092 570	00999	JEANETTE B RHAME	.00	.00	.00	.00	.00	.00	.00	.00	.00	.00
092 570	00164	STEVEN E SWAN	.00	.00	.00	.00	.00	.00	.00	.00	.00	.00
092 570	00208	LISA L WARREN	.00	.00	.00	.00	.00	.00	.00	.00	.00	.00
092 570	00898	KODY B WHITE	.00	.00	.00	.00	.00	.00	.00	.00	.00	.00
		DEPARTMENT TOTALS	.00	.00	.00	.00	.00	.00	.00	.00	.00	.00
092 572	00993	VIVIANN W BOYER	.00	.00	.00	.00	.00	.00	.00	.00	.00	.00
092 572	00136	JASON W JONES	.00	.00	.00	.00	.00	.00	.00	.00	.00	.00
		DEPARTMENT TOTALS	.00	.00	.00	.00	.00	.00	.00	.00	.00	.00
092 574	01136	CODY D ARNOLD	.00	.00	.00	.00	.00	.00	.00	.00	.00	.00
092 574	00204	ERICKA R CARLOCK	.00	.00	.00	.00	.00	.00	.00	.00	.00	.00
092 574	01154	EDDIE R GALLAWAY	.00	.00	.00	.00	.00	.00	.00	.00	.00	.00
092 574	00869	JEFFERY S LEE	.00	.00	.00	.00	.00	.00	.00	.00	.00	.00
092 574	01173	JESSE RAMOS JR	.00	.00	.00	.00	.00	.00	.00	.00	.00	.00
092 574	01318	ROGER G WIEBELHAUS	.00	.00	.00	.00	.00	.00	.00	.00	.00	.00
		DEPARTMENT TOTALS	.00	.00	.00	.00	.00	.00	.00	.00	.00	.00
092 575	00109	TANYA M CHILDRESS	.00	.00	.00	.00	.00	.00	.00	.00	.00	.00

VACATION AND SICK LEAVE LIABILITY REPORT FOR LIBERTY COUNTY

FOR PAY PERIOD ENDING 06/25/2017

DEPT NUMBER	EMP#	EMPLOYEE NAME	--- SICK AVAIL	LEAVE VALUE	--- VACATION AVAIL	--- VALUE	--- COMP TIME AVAIL	--- VALUE	--- HOLIDAY AVAIL	--- VALUE	--- TOTALS AVAIL	--- VALUE
		DEPARTMENT TOTALS	.00	.00	.00	.00	.00	.00	.00	.00	.00	.00
		FUND TOTALS	.00	.00	.00	.00	.00	.00	.00	.00	.00	.00

FOR PAY PERIOD ENDING 06/25/2017

DEPT NUMBER	EMP#	EMPLOYEE NAME	--- SICK LEAVE ---		---- VACATION ----		---- COMP TIME ---		---- HOLIDAY ----		----- TOTALS -----	
			AVAIL	VALUE	AVAIL	VALUE	AVAIL	VALUE	AVAIL	VALUE	AVAIL	VALUE
DEPARTMENT TOTALS			.00	.00	.00	.00	.00	.00	.00	.00	.00	.00
093 570	00082	MOLLY K MCADAMS	480.00	11011.20	90.50	2076.07	17.00	389.98	.00	.00	587.50	13477.25
093 570	00371	TREY A MCCONNELL II	480.00	11256.00	120.00	2814.00	22.00	515.90	.00	.00	622.00	14585.90
093 570	00625	LAURIE N MCMILLAN	77.42	1637.43	26.02	550.32	.00	.00	.00	.00	103.44	2187.75
093 570	01115	DIANA K RODRIGUEZ	.00	.00	.00	.00	.00	.00	.00	.00	.00	.00
093 570	00184	ANTHONY R SCOTT	480.00	20644.80	102.00	4387.02	.00	.00	.00	.00	582.00	25031.82
093 570	00111	KELLY S SEMIEN	381.01	8241.25	113.43	2453.49	4.00	86.52	.00	.00	498.44	10781.26
DEPARTMENT TOTALS			1898.43	52790.68	451.95	12280.90	43.00	992.40	.00	.00	2393.38	66063.98
FUND TOTALS			1898.43	52790.68	451.95	12280.90	43.00	992.40	.00	.00	2393.38	66063.98

FOR PAY PERIOD ENDING 06/25/2017

DEPT NUMBER	EMP#	EMPLOYEE NAME	--- SICK LEAVE --- AVAIL	--- SICK LEAVE --- VALUE	---- VACATION ---- AVAIL	---- VACATION ---- VALUE	---- COMP TIME --- AVAIL	---- COMP TIME --- VALUE	---- HOLIDAY ---- AVAIL	---- HOLIDAY ---- VALUE	----- TOTALS ----- AVAIL	----- TOTALS ----- VALUE
GRAND TOTALS												
			52305.80	42939.76	20609.89	395775.74	19365.83	372016.06	19079.00	367270.43	11360.52	2178001.99

Section 6 – Check Register

Bank Account	Check Number	Check Date	Payee	Amount	Type	Voided
MAIN	18734	05/01/2017	CHARLES WIGGINS	1,250.00	CHK	
MAIN	18735	05/01/2017	CLEVELAND SENIOR CITIZENS	833.33	CHK	
MAIN	18736	05/01/2017	DAYTON SENIOR CITIZENS	833.33	CHK	
MAIN	18737	05/01/2017	GRACE INITIATIVE OF SOUTH LIBE	833.33	CHK	
MAIN	18738	05/01/2017	HARDIN SENIOR CITIZENS	333.33	CHK	
MAIN	18739	05/01/2017	LIBERTY COUNTY EMS, INC.	21,250.00	CHK	
MAIN	18740	05/01/2017	MARK MOREFIELD	1,800.00	CHK	
MAIN	18741	05/01/2017	PICKETT JOINT PROPERTIES	900.00	CHK	
MAIN	18742	05/01/2017	TRI-COUNTY MHMR	5,302.33	CHK	
MAIN	18743	05/02/2017	LIBERTY COUNTY DISTRICT CLERK	480.00	CHK	
MAIN	18744	05/02/2017	A T & T	52.21	CHK	
MAIN	18745	05/02/2017	ACTION MOBILE	934.00	CHK	
MAIN	18746	05/02/2017	AT & T	298.36	CHK	
MAIN	18747	05/02/2017	AT&T	6,316.20	CHK	
MAIN	18748	05/02/2017	CENTERPOINT ENERGY ENTEX	255.68	CHK	
MAIN	18749	05/02/2017	CITY OF CLEVELAND	450.88	CHK	
MAIN	18750	05/02/2017	COMCAST	9,990.75	CHK	
MAIN	18751	05/02/2017	ENTERGY	3,600.52	CHK	05/03/2017
MAIN	18752	05/02/2017	FRONTIER COMMUNICATIONS	3,530.72	CHK	
MAIN	18753	05/02/2017	INTERNET MANAGEMENT SERVICES,	845.70	CHK	
MAIN	18754	05/02/2017	LT'S GARBAGE SERVICE	463.57	CHK	
MAIN	18755	05/02/2017	SHECO	151.27	CHK	
MAIN	18756	05/02/2017	VALERO MARKETING & SUPPLY CO.	271.31	CHK	
MAIN	18757	05/02/2017	WASTE MANAGEMENT	164.43	CHK	
MAIN	18758	05/02/2017	WAY SERVICE LTD	5,005.00	CHK	
MAIN	18759	05/03/2017	ENTERGY	3,600.53	CHK	
MAIN	18760	05/03/2017	UTCLE	460.00	CHK	
MAIN	18761	05/04/2017	LIBERTY COUNTY DISTRICT CLERK	360.00	CHK	
MAIN	18762	05/04/2017	LIBERTY CO TAX OFC	15.00	CHK	
MAIN	18763	05/04/2017	LIBERTY CO TAX OFC	7.50	CHK	05/04/2017
MAIN	18764	05/04/2017	LIBERTY CO TAX OFC	7.50	CHK	
MAIN	18765	05/05/2017	LIBERTY COUNTY JP#4	450.00	CHK	
MAIN	18766	05/08/2017	LIBERTY COUNTY JP#5	150.00	CHK	05/22/2017
CSCD	19576	05/08/2017	BUSINESS CARD	1,777.69	CHK	
CSCD	19577	05/08/2017	CINTAS CORPORATION NO. 2	158.32	CHK	
CSCD	19578	05/08/2017	KONICA MINOLTA BUSINESS SOLUTI	49.71	CHK	
CSCD	19579	05/08/2017	EXPRESS LUBE OF LIBERTY	75.45	CHK	
CSCD	19580	05/08/2017	LEXISNEXIS RISK SOLUTIONS INC.	100.00	CHK	
CSCD	19581	05/08/2017	INTERNET MANAGEMENT SERVICES,	229.90	CHK	
CSCD	19582	05/08/2017	WESTERN AUTO ASSOCIATE STORE	51.49	CHK	
CSCD	19583	05/08/2017	KONICA MINOLTA BUSINESS SOLUTI	6.63	CHK	
CSCD	19584	05/08/2017	J.J. CHEVRON	44.10	CHK	
CSCD	19585	05/08/2017	POTETZ HOME CENTER	104.17	CHK	
CSCD	19586	05/08/2017	CORRECTIONS SOFTWARE SOLUTIONS	3,407.00	CHK	
* CSCD	19588	05/22/2017	J.J. CHEVRON	510.04	CHK	
CSCD	19589	05/22/2017	OFFICE DEPOT BUSINESS ACCOUNT	2,428.39	CHK	
CSCD	19590	05/22/2017	SECON	88.00	CHK	
CSCD	19591	05/22/2017	JOHN DEERE FINANCIAL	50.56	CHK	
CSCD	19592	05/22/2017	COMPUTER SOLUTIONS	1,500.00	CHK	
CSCD	19593	05/22/2017	VALERO MARKETING & SUPPLY CO.	147.24	CHK	
CSCD	19594	05/22/2017	ADAPT PROGRAMS, LLC	5,158.00	CHK	
CSCD	19595	05/22/2017	CINTAS CORPORATION NO. 2	19.90	CHK	

Bank Account	Check Number	Check Date	Payee	Amount	Type	Voided
CSCD	19596	05/22/2017	KONICA MINOLTA BUSINESS SOLUTI	661.03	CHK	
MAIN	21000	05/08/2017	LIBERTY COUNTY DISTRICT CLERK	1,992.00	CHK	
MAIN	21001	05/08/2017	MARTIN CHEVROLET-BUICK GMC INC	877.68	CHK	
MAIN	21002	05/09/2017	ALLISON FUNERAL SVC	400.00	CHK	
MAIN	21003	05/09/2017	ALLISON FUNERAL SVC	400.00	CHK	
MAIN	21004	05/09/2017	LIBERTY/DAYTON HOSPITAL	38.95	CHK	
MAIN	21005	05/09/2017	STAPLES BUSINESS ADVANTAGE	192.84	CHK	
MAIN	21006	05/09/2017	A-1 TEL-COM SECURITY	4,178.89	CHK	
MAIN	21007	05/09/2017	ALEXIS CORDOVA	449.17	CHK	
MAIN	21008	05/09/2017	ALICE R. ROLKE	66.34	CHK	
MAIN	21009	05/09/2017	ALLIED ELEVATOR	300.00	CHK	
MAIN	21010	05/09/2017	ALLISON TROUSDALE	3,125.00	CHK	
MAIN	21011	05/09/2017	AMANDA BROOKS	420.72	CHK	
MAIN	21012	05/09/2017	AMERICAN ENGINE AND GRINDING C	1,241.13	CHK	
MAIN	21013	05/09/2017	AMERICAN INDUSTRIAL - CLEVELAN	134.95	CHK	
MAIN	21014	05/09/2017	AMERICAN TIRE DISTRIBUTOR	3,543.52	CHK	
MAIN	21015	05/09/2017	AMERICAN TOWER SYSTEMS, L.P.	3,275.60	CHK	
MAIN	21016	05/09/2017	ANN'S SEAFOOD	630.63	CHK	
MAIN	21017	05/09/2017	BARKEN FARMS	1,125.00	CHK	
MAIN	21018	05/09/2017	BEST WESTERN DAYTON INN & SUIT	335.61	CHK	
MAIN	21019	05/09/2017	BETTY EDWARDS	33.17	CHK	
MAIN	21020	05/09/2017	BIG THICKET VETERINARY CLINIC	120.60	CHK	
MAIN	21021	05/09/2017	BILL SPEERS	500.00	CHK	
MAIN	21022	05/09/2017	BJ FORD - COMMERCIAL BILLING	5,793.00	CHK	
MAIN	21023	05/09/2017	BRENDA PECKINPAUGH	25.68	CHK	
MAIN	21024	05/09/2017	BUSINESS INFORMATION SYSTEMS,	870.00	CHK	
MAIN	21025	05/09/2017	CANON FINANCIAL SERVICES	401.82	CHK	
MAIN	21026	05/09/2017	CANON SOLUTIONS AMERICA	62.96	CHK	
MAIN	21027	05/09/2017	CASA DON BONI	445.61	CHK	
MAIN	21028	05/09/2017	CDW-G	761.40	CHK	
MAIN	21029	05/09/2017	CHAD ELMORE	30.04	CHK	
MAIN	21030	05/09/2017	CHAD WAYNE ETHERIDGE	1,500.00	CHK	
MAIN	21031	05/09/2017	CHRISTUS ST. ELIZABETH HOSPITA	1,466.00	CHK	
MAIN	21032	05/09/2017	CIARA B. TANNER	3,178.89	CHK	
MAIN	21033	05/09/2017	CIOX HEALTH	23.42	CHK	
MAIN	21034	05/09/2017	CLAWSON'S COPY SHOPPE	157.91	CHK	
MAIN	21035	05/09/2017	CLEVELAND ASPHALT	9,254.03	CHK	
MAIN	21036	05/09/2017	CLEVELAND SUPPLY	102.60	CHK	
MAIN	21037	05/09/2017	CLIFTON V. SMITH COURT REPORT	349.00	CHK	
MAIN	21038	05/09/2017	CNH CAPITAL AMERICA LLC	1,502.40	CHK	
MAIN	21039	05/09/2017	COMPUTER SOLUTIONS	185.00	CHK	
MAIN	21040	05/09/2017	COP SYNC, INC	13,444.56	CHK	
MAIN	21041	05/09/2017	CORRECTIONS SOFTWARE SOLUTIONS	450.00	CHK	
MAIN	21042	05/09/2017	CYNTHIA HELMS	2,000.00	CHK	
MAIN	21043	05/09/2017	D. WASHBURN PAVING CO.	11,000.00	CHK	
MAIN	21044	05/09/2017	DAN BRADLEY	2,458.90	CHK	
MAIN	21045	05/09/2017	DAVID GLENN WILLIAMS	2,419.83	CHK	
MAIN	21046	05/09/2017	DAYTON ELECTRIC CO.	209.54	CHK	
MAIN	21047	05/09/2017	DE LAGE LANDEN FINANCIAL SVCS,	1,191.84	CHK	
MAIN	21048	05/09/2017	DISH	45.35	CHK	
MAIN	21049	05/09/2017	DOLORES WILEY	90.00	CHK	
MAIN	21050	05/09/2017	DONNA BROWN	702.30	CHK	

Bank Account	Check Number	Check Date	Payee	Amount	Type	Voided
MAIN	21051	05/09/2017	DWAYNE GOTT	332.29	CHK	
MAIN	21052	05/09/2017	EAGLE MOUNTAIN FLAG & FLAGPOLE	148.90	CHK	
MAIN	21053	05/09/2017	ELIZABETH E. COKER	9,500.00	CHK	
MAIN	21054	05/09/2017	ESS OF SOUTH TEXAS, LLC	79.62	CHK	
MAIN	21055	05/09/2017	EUGENE HONG	900.00	CHK	
MAIN	21056	05/09/2017	F M M S HOLDINGS OF TEXAS, LLC	3,900.00	CHK	
MAIN	21057	05/09/2017	F.A. RIPP'S TIRE CENTER	365.00	CHK	
MAIN	21058	05/09/2017	FARRAH F. HARPER	6,375.00	CHK	
MAIN	21059	05/09/2017	FASTENAL	249.99	CHK	
MAIN	21060	05/09/2017	FESTUS PLUMBING	1,249.32	CHK	
MAIN	21061	05/09/2017	FRANK'S COLLISION REPAIR	383.24	CHK	
MAIN	21062	05/09/2017	G & K SERVICES	1,610.02	CHK	
MAIN	21063	05/09/2017	GALLS, LLC	88.50	CHK	
MAIN	21064	05/09/2017	GH ENTERPRISE	3,520.00	CHK	
MAIN	21065	05/09/2017	GULF COAST	3,712.97	CHK	
MAIN	21066	05/09/2017	GULF STATES MATERIAL, INC.	28,798.67	CHK	
MAIN	21067	05/09/2017	HALL,RADER & ASSOCIATES	455.00	CHK	
MAIN	21068	05/09/2017	HARDIN COUNTY JUVENILE PROBATI	4,200.00	CHK	
MAIN	21069	05/09/2017	HEALTH CARE SERVICE CORP.	2,974.62	CHK	
MAIN	21070	05/09/2017	HEALTH CENTER OF SOUTHEAST TEX	93.46	CHK	
MAIN	21071	05/09/2017	IAN L. JUSTICE	300.00	CHK	
MAIN	21072	05/09/2017	INDIGENT HEALTHCARE SOLUTIONS	2,414.00	CHK	
MAIN	21073	05/09/2017	INDUSTRIAL CHEMICAL CLEANER,	6,900.00	CHK	
MAIN	21074	05/09/2017	INTERNATIONAL TRUCKS OF HOUST	115.54	CHK	
MAIN	21075	05/09/2017	INTERNET MANAGEMENT SERVICES,	244.70	CHK	
MAIN	21076	05/09/2017	ISI COMMERCIAL REFRIGERATION	376.00	CHK	
MAIN	21077	05/09/2017	JAIME CARTER	1,781.56	CHK	
MAIN	21078	05/09/2017	JAMES M. GOTT	1,300.00	CHK	
MAIN	21079	05/09/2017	JERRY E. ANDRESS	300.00	CHK	
MAIN	21080	05/09/2017	JJ CHEVRON #3	236.45	CHK	
MAIN	21081	05/09/2017	JOHN J. HEBERT DIST. INC.	10,694.68	CHK	
MAIN	21082	05/09/2017	JUDGE CHAP B. CAIN III	229.50	CHK	
MAIN	21083	05/09/2017	JUDGE MARK MOREFIELD	3,445.27	CHK	
MAIN	21084	05/09/2017	KAYLA HERRINGTON	3,275.00	CHK	
MAIN	21085	05/09/2017	KEATON D. KIRKWOOD	9,593.07	CHK	
MAIN	21086	05/09/2017	KIMBERLY MEADOWS	27.06	CHK	
MAIN	21087	05/09/2017	LIBERTY CO. CHILD PROT SVC.	64.00	CHK	
MAIN	21088	05/09/2017	LIBERTY COUNTY CLERK	237.00	CHK	
MAIN	21089	05/09/2017	LIBERTY COUNTY DIST. ATTORNEY'	675.00	CHK	
MAIN	21090	05/09/2017	LIBERTY DAYTON MEDICAL CLINIC	181.77	CHK	
MAIN	21091	05/09/2017	LIBERTY POLICE DEPARTMENT	350.00	CHK	
MAIN	21092	05/09/2017	LIBERTY TIRE RECYCLING	2,358.40	CHK	
MAIN	21093	05/09/2017	LIBERTY/DAYTON HOSPITAL	279.16	CHK	
MAIN	21094	05/09/2017	LISA O'BANNON	500.00	CHK	
MAIN	21095	05/09/2017	LUCY TREVIZO	68.00	CHK	
MAIN	21096	05/09/2017	M & M AUTOMOTIVE	140.00	CHK	
MAIN	21097	05/09/2017	MARK BEAUSOLEIL	125.00	CHK	
MAIN	21098	05/09/2017	MARK M. KREIT, M.D.	57.27	CHK	
MAIN	21099	05/09/2017	MARTIN MARIETTA MATERIALS	11,741.71	CHK	
MAIN	21100	05/09/2017	MCCOY'S	2,479.99	CHK	
MAIN	21101	05/09/2017	MCCOY'S	28.74	CHK	
MAIN	21102	05/09/2017	MCGRIFF, SEIBELS & WILLIAMS OF	2,814.42	CHK	

Bank Account	Check Number	Check Date	Payee	Amount	Type	Voided
MAIN	21103	05/09/2017	MICHELLE MANGUM-MERENDINO	9,125.00	CHK	
MAIN	21104	05/09/2017	MOBILOCK	77.50	CHK	
MAIN	21105	05/09/2017	MOSS HILL SERVICES	650.00	CHK	
MAIN	21106	05/09/2017	NATALIE ROPER	138.30	CHK	
MAIN	21107	05/09/2017	NET DATA	1,378.00	CHK	
MAIN	21108	05/09/2017	NOVROZSKY'S HAMBURGERS	381.74	CHK	
MAIN	21109	05/09/2017	O'REILLY AUTOMOTIVE STORES, IN	2,463.09	CHK	
MAIN	21110	05/09/2017	OFFICE DEPOT BUSINESS ACCOUNT	1,029.93	CHK	
MAIN	21111	05/09/2017	PACE STANCIL FUNERAL HOME	505.00	CHK	
MAIN	21112	05/09/2017	PACE-STANCIL FUNERAL HOME	471.00	CHK	
MAIN	21113	05/09/2017	PACK, SHIP & COPY	12.82	CHK	
MAIN	21114	05/09/2017	PENGAD, INC.	46.40	CHK	
MAIN	21115	05/09/2017	PERFORMANCE TRUCK	147.72	CHK	
MAIN	21116	05/09/2017	PERFORMANCE TRUCK	45.00	CHK	
MAIN	21117	05/09/2017	PLATINUM COPIER SOLUTIONS, LLC	659.16	CHK	
MAIN	21118	05/09/2017	POTETZ HOME CENTER	1,219.41	CHK	
MAIN	21119	05/09/2017	POTETZ HOME CENTER	284.73	CHK	
MAIN	21120	05/09/2017	PRECISE SAFETY & CONSULTING, I	215.00	CHK	
MAIN	21121	05/09/2017	PREMIER CARDIOVASCULAR CONSULT	409.32	CHK	
MAIN	21122	05/09/2017	PRODUCTION EQUIPMENT SUPPLY C	577.04	CHK	
MAIN	21123	05/09/2017	PTS OF AMERICA, LLC	1,088.00	CHK	
MAIN	21124	05/09/2017	QUILL	2,320.15	CHK	
MAIN	21125	05/09/2017	RAYFORD SMITH	9,790.00	CHK	
MAIN	21126	05/09/2017	RAYWOOD LIVESTOCK MARKET, INC.	6,673.13	CHK	06/05/2017
MAIN	21127	05/09/2017	READYREFRESH	287.39	CHK	
MAIN	21128	05/09/2017	REBA A. EICHELBERGER	450.00	CHK	
MAIN	21129	05/09/2017	REED'S WELDING AND FAB SHOP	325.00	CHK	
MAIN	21130	05/09/2017	RICK THOMPSON	500.00	CHK	
MAIN	21131	05/09/2017	RITA GILBERT	24.45	CHK	
MAIN	21132	05/09/2017	RODNEY W. MARTEL	700.00	CHK	
MAIN	21133	05/09/2017	ROLONDRIA WEBB	107.97	CHK	
MAIN	21134	05/09/2017	RON'S TROPHYS	40.00	CHK	
MAIN	21135	05/09/2017	ROY FLORA	299.06	CHK	
MAIN	21136	05/09/2017	SARAH ELLIS IVERSON	3,025.00	CHK	
MAIN	21137	05/09/2017	SCRIPT CARE, LTD	157.57	CHK	
MAIN	21138	05/09/2017	SELF & HOANG, PLLC	600.00	CHK	
MAIN	21139	05/09/2017	SHELIA RAY	6.80	CHK	
MAIN	21140	05/09/2017	SHERWIN-WILLIAMS STORE#7002	127.77	CHK	
MAIN	21141	05/09/2017	SHOPPA'S	435.71	CHK	
MAIN	21142	05/09/2017	SMITH'S AUTO ELECTRIC	240.00	CHK	
MAIN	21143	05/09/2017	SOUTHEAST TEXAS WATER	70.70	CHK	
MAIN	21144	05/09/2017	SOUTHERN TIRE MART, LLC	2,707.76	CHK	
MAIN	21145	05/09/2017	STATE BAR OF TEXAS	3,225.00	CHK	
MAIN	21146	05/09/2017	STERLING FUNERAL HOME	400.00	CHK	
MAIN	21147	05/09/2017	SUPPLYWORKS	2,090.67	CHK	
MAIN	21148	05/09/2017	TDCAA	50.00	CHK	
MAIN	21149	05/09/2017	TDCAA NOW TRUST FUND	50.00	CHK	
MAIN	21150	05/09/2017	TERRI DRYDEN	23.97	CHK	
MAIN	21151	05/09/2017	TERRY DENISE BACON	300.00	CHK	
MAIN	21152	05/09/2017	TEXAS COLLEGE OF PROBATE JUDGE	350.00	CHK	
MAIN	21153	05/09/2017	TEXAS EYE INSTITUTE, LLC	135.52	CHK	
MAIN	21154	05/09/2017	THE PRODUCTIVITY CENTER	312.00	CHK	

Bank Account	Check Number	Check Date	Payee	Amount	Type	Voided
MAIN	21155	05/09/2017	THOMAS M. WHITWORTH	460.00	CHK	
MAIN	21156	05/09/2017	THRIF-TEE FOOD CENTER	17.94	CHK	
MAIN	21157	05/09/2017	TONIYA GOODWINE	249.00	CHK	
MAIN	21158	05/09/2017	TRAVELERS	112.00	CHK	
MAIN	21159	05/09/2017	TRIANGLE CLUTCH REBUILDER	377.00	CHK	
MAIN	21160	05/09/2017	TRINITY GLASS & MIRROR CO.	342.92	CHK	
MAIN	21161	05/09/2017	TRINITY VALLEY TRACTORS, INC.	3,020.07	CHK	
MAIN	21162	05/09/2017	TURNER LEGAL GROUP	900.00	CHK	
MAIN	21163	05/09/2017	VERIZON WIRELESS	1,399.57	CHK	
MAIN	21164	05/09/2017	VFW	1,200.00	CHK	
MAIN	21165	05/09/2017	WALLER COUNTY ASPHALT	2,655.51	CHK	
MAIN	21166	05/09/2017	WALMART COMMUNITY/GE CONSUMERS	30.99	CHK	
MAIN	21167	05/09/2017	WARREN POWER ATTACHMENTS	676.61	CHK	
MAIN	21168	05/09/2017	WASTE MANAGEMENT	54.81	CHK	
MAIN	21169	05/09/2017	WC OF TEXAS - KOUNTZE	21,576.00	CHK	
MAIN	21170	05/09/2017	WENDLANDS FARM PRODUCTS	300.00	CHK	
MAIN	21171	05/09/2017	WEST GROUP PAYMENT CENTER	13,819.24	CHK	
MAIN	21172	05/09/2017	WESTERN AUTO ASSOCIATE STORE	7.74	CHK	
MAIN	21173	05/09/2017	WHITENER ENTERPRISES INC.	1,191.36	CHK	
MAIN	21174	05/09/2017	WHITENERS-DAYTON	7,318.59	CHK	
MAIN	21175	05/09/2017	WILLIAM HERGEMUELLER	427.47	CHK	
MAIN	21176	05/09/2017	WILLIAMSON LP GAS, INC.	92.00	CHK	
MAIN	21177	05/09/2017	WOWCO EQUIPMENT CO.	2,016.26	CHK	
MAIN	21178	05/09/2017	XEROX CORPORATION	1,670.28	CHK	
MAIN	21179	05/15/2017	HARTFORD LIFE INSURANCE COMPAN	71.30	CHK	
MAIN	21180	05/15/2017	LIBERTY CO TEACHER CRED UNION	3,139.12	CHK	
MAIN	21181	05/15/2017	LIBERTY COUNTY INSURANCE & BEN	223,014.03	CHK	
MAIN	21182	05/15/2017	LIBERTY COUNTY PAYROLL	5,493.31	CHK	
MAIN	21183	05/15/2017	LIBERTY COUNTY PAYROLL	2,884.48	CHK	
MAIN	21184	05/15/2017	LIBERTY COUNTY PAYROLL	300.00	CHK	
MAIN	21185	05/15/2017	LIBERTY COUNTY PAYROLL CLEARIN	75,758.52	CHK	
MAIN	21186	05/15/2017	LIBERTY COUNTY PAYROLL CLEARIN	17,717.98	CHK	
MAIN	21187	05/15/2017	LIBERTY COUNTY PAYROLL CLEARIN	60,666.51	CHK	
MAIN	21188	05/15/2017	LIBERTY COUNTY PAYROLL CLEARIN	447,150.26	CHK	
MAIN	21189	05/15/2017	NATIONWIDE RETIREMENT SOLUTION	1,235.00	CHK	
MAIN	21190	05/15/2017	SOCIAL SECURITY ADMINISTRATION	155.48	CHK	
MAIN	21191	05/15/2017	THE HARTFORD	1,907.00	CHK	
MAIN	21192	05/15/2017	VALIC	721.00	CHK	
MAIN	21193	05/11/2017	LIBERTY COUNTY CLERK	1,000.00	CHK	
MAIN	21194	05/15/2017	LIBERTY COUNTY DISTRICT CLERK	946.00	CHK	
MAIN	21195	05/15/2017	LIBERTY COUNTY DISTRICT CLERK	466.00	CHK	
MAIN	21196	05/16/2017	LIBERTY COUNTY DISTRICT CLERK	564.00	CHK	
MAIN	21197	05/16/2017	LIBERTY COUNTY DIST. ATTORNEY'	54,542.85	CHK	
MAIN	21198	05/16/2017	LIBERTY CO SHERIFF'S DPT	127,266.66	CHK	
MAIN	21199	05/16/2017	A-1 TEL-COM SECURITY	298.79	CHK	
MAIN	21200	05/16/2017	AT & T	377.59	CHK	
MAIN	21201	05/16/2017	AT&T	2,094.71	CHK	
MAIN	21202	05/16/2017	BLUEBONNET NATURAL GAS, LLC	46.40	CHK	
MAIN	21203	05/16/2017	CENTERPOINT ENERGY ENTEX	142.66	CHK	
MAIN	21204	05/16/2017	CITY OF DAYTON	553.77	CHK	
MAIN	21205	05/16/2017	CITY OF HARDIN	64.00	CHK	
MAIN	21206	05/16/2017	CITY OF LIBERTY	8,464.44	CHK	

Bank Account	Check Number	Check Date	Payee	Amount	Type	Voided
MAIN	21207	05/16/2017	COMCAST	903.12	CHK	
MAIN	21208	05/16/2017	ENTERGY	1,764.80	CHK	
MAIN	21209	05/16/2017	FRONTIER COMMUNICATIONS	396.85	CHK	
MAIN	21210	05/16/2017	HARDIN WATER SUPPLY CORP.	36.58	CHK	
MAIN	21211	05/16/2017	HULL FRESH WATER SUPPLY DIST.	37.00	CHK	
MAIN	21212	05/16/2017	LEVEL 3 COMMUNICATIONS, LLC	2,563.67	CHK	
MAIN	21213	05/16/2017	LOGIX COMMUNICATIONS	899.59	CHK	
MAIN	21214	05/16/2017	LT'S GARBAGE SERVICE	216.53	CHK	
MAIN	21215	05/16/2017	MONARCH UTILITIES, INC.	148.00	CHK	
MAIN	21216	05/16/2017	SHECO	62.79	CHK	
MAIN	21217	05/16/2017	TARKINGTON WATER SUPPLY CORP.	43.46	CHK	
MAIN	21218	05/16/2017	WAY SERVICE LTD	5,005.00	CHK	
MAIN	21219	05/17/2017	LIBERTY COUNTY CLERK	1,000.00	CHK	
MAIN	21220	05/17/2017	WESTERN AUTO ASSOCIATE STORE	1,415.13	CHK	
MAIN	21221	05/17/2017	JOHNNY RAY SCOTT	42.00	CHK	
MAIN	21222	05/17/2017	PALAIS ROYAL	31.78	CHK	
MAIN	21223	05/17/2017	DAYTON MUNICIPAL COURT	185.00	CHK	
MAIN	21224	05/17/2017	WALMART STORE #1186	200.00	CHK	
MAIN	21225	05/17/2017	RENT-A-CENTER	998.00	CHK	
MAIN	21226	05/17/2017	SHEILA GLOVER	255.00	CHK	
MAIN	21227	05/17/2017	LOUIS MCBRIDE	79.00	CHK	
MAIN	21228	05/17/2017	CECILY PATE	150.00	CHK	
MAIN	21229	05/17/2017	LIBERTY CO ATTORNEY'S OFFICE	498.36	CHK	
MAIN	21230	05/17/2017	TEXAS DEPT. OF PUBLIC SAFETY	340.00	CHK	
MAIN	21231	05/17/2017	LIBERTY CO TAX OFC	59.00	CHK	
MAIN	21232	05/17/2017	LIBERTY CO TAX OFC	7.50	CHK	
MAIN	21233	05/17/2017	RESOURCE EQUIPMENT AND MATERIA	19,750.00	CHK	
MAIN	21234	05/18/2017	QUILL	94.71	CHK	
MAIN	21235	05/18/2017	KELLY SEMIEN	60.99	CHK	
MAIN	21236	05/18/2017	DELMA J. POWELL	120.00	CHK	
MAIN	21237	05/18/2017	LUCY TREVIZO	240.00	CHK	
MAIN	21238	05/19/2017	LIBERTY COUNTY DISTRICT CLERK	78.00	CHK	
MAIN	21239	05/19/2017	LIBERTY COUNTY DISTRICT CLERK	1,638.00	CHK	
MAIN	21240	05/19/2017	LIBERTY CO TAX OFC	7.50	CHK	05/26/2017
MAIN	21241	05/22/2017	TREY MCCONNELL	118.08	CHK	
MAIN	21242	05/22/2017	WADE BROWN/JP#5	150.00	CHK	
MAIN	21243	05/23/2017	CLERK, SUPREME COURT	235.00	CHK	
MAIN	21244	05/23/2017	CLERK, SUPREME COURT	265.00	CHK	
MAIN	21245	05/23/2017	STATE BAR OF TEXAS	235.00	CHK	
MAIN	21246	05/23/2017	T A C A	75.00	CHK	
MAIN	21247	05/23/2017	TEXAS CENTER FOR THE JUDICIARY	320.00	CHK	
MAIN	21248	05/23/2017	A-1 TEL-COM SECURITY	32.95	CHK	
MAIN	21249	05/23/2017	A-1 TELCOM	79.99	CHK	
MAIN	21250	05/23/2017	ADRIAN DRIVER	32.10	CHK	
MAIN	21251	05/23/2017	AKIN'S AUTO & SERVICE CENTER	1,376.16	CHK	
MAIN	21252	05/23/2017	ALERT	80.00	CHK	
MAIN	21253	05/23/2017	ALEXIS CORDOVA	125.00	CHK	
MAIN	21254	05/23/2017	ALFORD FUELS	446.65	CHK	
MAIN	21255	05/23/2017	ALL SEASONS	50.00	CHK	
MAIN	21256	05/23/2017	ALLISON TROUSDALE	1,525.00	CHK	
MAIN	21257	05/23/2017	AMERICAN ASSOC. OF NOTARIES	91.94	CHK	
MAIN	21258	05/23/2017	AMERICAN ENGINE AND GRINDING C	428.20	CHK	

Bank Account	Check Number	Check Date	Payee	Amount	Type	Voided
MAIN	21259	05/23/2017	AMERICAN INDUSTRIAL - CLEVELAN	54.00	CHK	
MAIN	21260	05/23/2017	AMERICAN TIRE DISTRIBUTOR	644.06	CHK	
MAIN	21261	05/23/2017	ANDERSON FORD	113.31	CHK	
MAIN	21262	05/23/2017	ANGELA MASELLI	1,152.67	CHK	
MAIN	21263	05/23/2017	ANNETTE BALDWIN	465.20	CHK	
MAIN	21264	05/23/2017	ARMADILLO PRINTING & GRAPHICS	1,311.32	CHK	
MAIN	21265	05/23/2017	B & H PHOTO	349.00	CHK	
MAIN	21266	05/23/2017	B J FORD-MERCURY CO	1,435.61	CHK	
MAIN	21267	05/23/2017	BICKERSTAFF HEATH DELGADO ACOS	135.00	CHK	
MAIN	21268	05/23/2017	BROOKSHIRE BROS LTD.	30.27	CHK	
MAIN	21269	05/23/2017	BYERS TRUCK & TRAILER	28.00	CHK	
MAIN	21270	05/23/2017	C E C	380,776.28	CHK	
MAIN	21271	05/23/2017	CALDER ST EMERGENCY PHYSICIANS	79.62	CHK	
MAIN	21272	05/23/2017	CASSAUNDR A LEOPARD	56.18	CHK	
MAIN	21273	05/23/2017	CATHY MCCLUSKY	22.10	CHK	
MAIN	21274	05/23/2017	CERTIFIED LABORATORIES	704.05	CHK	
MAIN	21275	05/23/2017	CHANCE WARD	670.00	CHK	
MAIN	21276	05/23/2017	CHRISTUS ST. ELIZABETH HOSPITA	3,398.00	CHK	
MAIN	21277	05/23/2017	CIARA B. TANNER	3,175.00	CHK	
MAIN	21278	05/23/2017	CIRA	650.00	CHK	
MAIN	21279	05/23/2017	CITY GLASS COMPANY	310.00	CHK	
MAIN	21280	05/23/2017	CLARIBETH MACIAS	182.97	CHK	
MAIN	21281	05/23/2017	CLEVELAND ASPHALT	2,429.22	CHK	
MAIN	21282	05/23/2017	CLEVELAND FIRE DEPT.	7,083.33	CHK	
MAIN	21283	05/23/2017	CLIFTON V. SMITH COURT REPORT	310.00	CHK	
MAIN	21284	05/23/2017	COMPUTER SOLUTIONS	1,094.00	CHK	
MAIN	21285	05/23/2017	COMPUTER TUNE-UP SERVICES	8,750.00	CHK	
MAIN	21286	05/23/2017	CYNTHIA HELMS	3,250.00	CHK	
MAIN	21287	05/23/2017	CYPRESS LAKES VOLUNTEER FIRE D	1,666.67	CHK	
MAIN	21288	05/23/2017	DAN BRADLEY	2,250.00	CHK	
MAIN	21289	05/23/2017	DAVID GLENN WILLIAMS	1,950.00	CHK	
MAIN	21290	05/23/2017	DAVID L. DOUGLAS	2,523.00	CHK	
MAIN	21291	05/23/2017	DAVID STARK	100.00	CHK	
MAIN	21292	05/23/2017	DAYTON ELECTRIC CO.	492.86	CHK	
MAIN	21293	05/23/2017	DAYTON VFD	5,000.00	CHK	
MAIN	21294	05/23/2017	DE LAGE LANDEN FINANCIAL SVCS,	807.46	CHK	
MAIN	21295	05/23/2017	DEARBORN NATIONAL LIFE INSURAN	220.05	CHK	
MAIN	21296	05/23/2017	DEVERS VFD	1,666.67	CHK	
MAIN	21297	05/23/2017	DIGITAL DOLPHIN SUPPLIES	445.50	CHK	
MAIN	21298	05/23/2017	DWAYNE GOTT	919.94	CHK	
MAIN	21299	05/23/2017	ELIZABETH E. COKER	4,800.00	CHK	
MAIN	21300	05/23/2017	ESS OF SOUTH TEXAS, LLC	233.01	CHK	
MAIN	21301	05/23/2017	EXPRESS LUBE OF LIBERTY	44.70	CHK	
MAIN	21302	05/23/2017	F M M S HOLDINGS OF TEXAS, LLC	21,450.00	CHK	
MAIN	21303	05/23/2017	FARRAH F. HARPER	725.00	CHK	
MAIN	21304	05/23/2017	FESTUS PLUMBING	207.09	CHK	
MAIN	21305	05/23/2017	FRANK'S COLLISION REPAIR	137.52	CHK	
MAIN	21306	05/23/2017	G & K SERVICES	1,421.79	CHK	
MAIN	21307	05/23/2017	GOOD PROMOTIONS	129.98	CHK	
MAIN	21308	05/23/2017	GRAINGER	2,285.30	CHK	
MAIN	21309	05/23/2017	GULF STATES MATERIAL, INC.	23,012.15	CHK	
MAIN	21310	05/23/2017	HALL, RADER & ASSOCIATES	792.50	CHK	

Bank Account	Check Number	Check Date	Payee	Amount	Type	Voided
MAIN	21311	05/23/2017	HALLSIGNS	1,953.55	CHK	
MAIN	21312	05/23/2017	HARDIN VFD	833.33	CHK	
MAIN	21313	05/23/2017	HEALTH CENTER OF SOUTHEAST TEX	415.52	CHK	
MAIN	21314	05/23/2017	HEAVYQUIP	2,236.14	CHK	
MAIN	21315	05/23/2017	HIGHWAY 321 VFD	5,500.00	CHK	
MAIN	21316	05/23/2017	HONORABLE JOE NED DEAN	758.20	CHK	
MAIN	21317	05/23/2017	HOUSTON CHRONICLE	864.48	CHK	
MAIN	21318	05/23/2017	HOUSTON NORTHWEST RADIOLOGY AS	89.82	CHK	
MAIN	21319	05/23/2017	HULL-DAISETTA VFD	833.33	CHK	
MAIN	21320	05/23/2017	IAN L. JUSTICE	900.00	CHK	
MAIN	21321	05/23/2017	ISI COMMERCIAL REFRIGERATION	75.85	CHK	
MAIN	21322	05/23/2017	J.J. KELLER & ASSOC.	106.47	CHK	
MAIN	21323	05/23/2017	JAIME CARTER	750.00	CHK	
MAIN	21324	05/23/2017	JAMES M. GOTT	2,400.00	CHK	
MAIN	21325	05/23/2017	JAX	98.90	CHK	
MAIN	21326	05/23/2017	JENNY MINTER	127.17	CHK	
MAIN	21327	05/23/2017	JERRY E. ANDRESS	450.00	CHK	
MAIN	21328	05/23/2017	JOHN J. HEBERT DIST. INC.	25,263.19	CHK	
MAIN	21329	05/23/2017	KAYLA HERRINGTON	4,607.92	CHK	
MAIN	21330	05/23/2017	KEATON D. KIRKWOOD	6,831.64	CHK	
MAIN	21331	05/23/2017	KENEFICK VFD	833.33	CHK	
MAIN	21332	05/23/2017	KENT SHAFFER	65.51	CHK	
MAIN	21333	05/23/2017	KIM HARRIS-CO. TREASURER	642.88	CHK	
MAIN	21334	05/23/2017	KING RANCH EMERGENCY PHYS, PLL	204.38	CHK	
MAIN	21335	05/23/2017	KINGWOOD MEDICAL CENTER HOSPIT	3,717.15	CHK	
MAIN	21336	05/23/2017	KONICA MINOLTA BUSINESS SOLUTI	328.63	CHK	
MAIN	21337	05/23/2017	KWIK KAR OIL & LUBE	983.75	CHK	
MAIN	21338	05/23/2017	LAWMAN'S UNIFORM & EQUIP.,CO.	92.00	CHK	
MAIN	21339	05/23/2017	LES HULSEY	36.69	CHK	
MAIN	21340	05/23/2017	LETICIA LONGMILES	300.00	CHK	
MAIN	21341	05/23/2017	LIBERTY AUTO INSPECTIONS	80.00	CHK	
MAIN	21342	05/23/2017	LIBERTY CO. CHILD PROT SVC.	1,032.24	CHK	
MAIN	21343	05/23/2017	LIBERTY COUNTY JP#6	216.00	CHK	
MAIN	21344	05/23/2017	LIBERTY FIRE DEPT.	833.33	CHK	
MAIN	21345	05/23/2017	LIBERTY MEDICAL SURGICAL CLIN	304.00	CHK	
MAIN	21346	05/23/2017	LIBERTY PEST CONTROL	140.00	CHK	
MAIN	21347	05/23/2017	LIBERTY POLICE DEPARTMENT	200.00	CHK	
MAIN	21348	05/23/2017	LIBERTY/DAYTON HOSPITAL	625.78	CHK	
MAIN	21349	05/23/2017	LINDA LEONARD	755.50	CHK	
MAIN	21350	05/23/2017	LJA ENGINEERING, INC.	12,751.00	CHK	
MAIN	21351	05/23/2017	LOUIS W. BERGMAN III	852.86	CHK	05/23/2017
MAIN	21352	05/23/2017	LOWE'S TIRE CENTER	200.00	CHK	
MAIN	21353	05/23/2017	M & M AUTOMOTIVE	616.49	CHK	
MAIN	21354	05/23/2017	MARK BEAUSOLEIL	575.00	CHK	
MAIN	21355	05/23/2017	MARK DAVISON	77.79	CHK	
MAIN	21356	05/23/2017	MARK M. KREIT, M.D.	98.29	CHK	
MAIN	21357	05/23/2017	MARTIN MARIETTA MATERIALS	834.48	CHK	
MAIN	21358	05/23/2017	MATTHEW POSTON-CO. ATTORNEY	35.00	CHK	
MAIN	21359	05/23/2017	MEDIATION SOLUTIONS OF COASTAL	500.00	CHK	
MAIN	21360	05/23/2017	MICHELLE MANGUM-MERENDINO	6,475.00	CHK	
MAIN	21361	05/23/2017	MILAM DISCOUNT TIRE	850.35	CHK	
MAIN	21362	05/23/2017	MOORE'S RADIATOR	360.13	CHK	

Bank Account	Check Number	Check Date	Payee	Amount	Type	Voided
MAIN	21363	05/23/2017	MOSS BLUFF VFD	1,250.00	CHK	
MAIN	21364	05/23/2017	MOSS HILL SERVICES	325.00	CHK	
MAIN	21365	05/23/2017	MUSTANG RENTAL SERVICES	697.80	CHK	
MAIN	21366	05/23/2017	NATIONAL TRAVEL SYSTEMS, LP	923.60	CHK	
MAIN	21367	05/23/2017	NEAL FUNERAL HOME	1,480.00	CHK	
MAIN	21368	05/23/2017	NET DATA	11,370.00	CHK	
MAIN	21369	05/23/2017	NINTH COURT OF APPEALS	685.00	CHK	
MAIN	21370	05/23/2017	NORTH LIBERTY VFD	3,500.00	CHK	
MAIN	21371	05/23/2017	NOVROZSKY'S HAMBURGERS	270.11	CHK	
MAIN	21372	05/23/2017	O'REILLY AUTOMOTIVE STORES, IN	2,588.37	CHK	
MAIN	21373	05/23/2017	OFFICE DEPOT BUSINESS ACCOUNT	4,545.18	CHK	
MAIN	21374	05/23/2017	PAULETTE WILLIAMS	632.42	CHK	
MAIN	21375	05/23/2017	PEGGY THRASHER	387.50	CHK	
MAIN	21376	05/23/2017	PERFORMANCE TRUCK	146.43	CHK	
MAIN	21377	05/23/2017	PLUM GROVE VFD	2,916.67	CHK	
MAIN	21378	05/23/2017	POLK COUNTY SHERIFF'S OFFICE	2,898.00	CHK	
MAIN	21379	05/23/2017	POTETZ HOME CENTER	214.61	CHK	
MAIN	21380	05/23/2017	POTETZ HOME CENTER	285.24	CHK	
MAIN	21381	05/23/2017	PRODUCTION EQUIPMENT SUPPLY C	405.59	CHK	
MAIN	21382	05/23/2017	PTS OF AMERICA, LLC	1,005.10	CHK	
MAIN	21383	05/23/2017	QUILL	482.74	CHK	
MAIN	21384	05/23/2017	R & R ENTERPRISES	131.00	CHK	
MAIN	21385	05/23/2017	RADIOLOGY ASSOCIATES, LLP	6.68	CHK	
MAIN	21386	05/23/2017	RAQUEL LULE	111.00	CHK	
MAIN	21387	05/23/2017	READYREFRESH	127.14	CHK	
MAIN	21388	05/23/2017	REBA A. EICHELBERGER	1,300.00	CHK	
MAIN	21389	05/23/2017	RED THE UNIFORM TAILOR	5,885.14	CHK	
MAIN	21390	05/23/2017	RICK STANDIFER	6,000.00	CHK	
MAIN	21391	05/23/2017	RICOH	606.27	CHK	
MAIN	21392	05/23/2017	RITCHIE BROTHERS AUCTIONEERS	5,637.50	CHK	
MAIN	21393	05/23/2017	ROGER CHRISCO	700.00	CHK	
MAIN	21394	05/23/2017	ROGUE WASTE	75.00	CHK	
MAIN	21395	05/23/2017	ROWDY WARD	125.00	CHK	
MAIN	21396	05/23/2017	SARAH ELLIS IVERSON	1,925.00	CHK	
MAIN	21397	05/23/2017	SCOTT-MERRIMAN, INC.	384.00	CHK	
MAIN	21398	05/23/2017	SCRIPT CARE, LTD	81.20	CHK	
MAIN	21399	05/23/2017	SECRETARY OF STATE	50.00	CHK	
MAIN	21400	05/23/2017	SELF & HOANG, PLLC	1,200.00	CHK	
MAIN	21401	05/23/2017	SHELIA RAY	60.90	CHK	
MAIN	21402	05/23/2017	SHOPPA'S	3,808.92	CHK	
MAIN	21403	05/23/2017	SIERRA SPRINGS	144.92	CHK	
MAIN	21404	05/23/2017	SMITH'S AUTO ELECTRIC	820.00	CHK	
MAIN	21405	05/23/2017	SOUTH LIBERTY CO. HAZARDOUS	1,666.67	CHK	
MAIN	21406	05/23/2017	SOUTHEAST TEXAS WATER	55.36	CHK	
MAIN	21407	05/23/2017	SOUTHERN TIRE MART, LLC	2,142.79	CHK	
MAIN	21408	05/23/2017	STAPLES BUSINESS ADVANTAGE	129.99	CHK	
MAIN	21409	05/23/2017	STATE BAR OF TEXAS	1,036.00	CHK	05/23/2017
MAIN	21410	05/23/2017	SUPPLYWORKS	824.26	CHK	
MAIN	21411	05/23/2017	SWAIM, BRENTS & ASSOCIATES, PC	23,000.00	CHK	
MAIN	21412	05/23/2017	T A C A	75.00	CHK	
MAIN	21413	05/23/2017	TARKINGTON VFD	6,416.67	CHK	
MAIN	21414	05/23/2017	TDCJ-CASHIERS OFFICE	3,353.16	CHK	

Bank Account	Check Number	Check Date	Payee	Amount	Type	Voided
MAIN	21415	05/23/2017	TEXAS ASSOCIATION OF COUNTIES	225.00	CHK	
MAIN	21416	05/23/2017	TEXAS PARKS & WILDLIFE	605.20	CHK	
MAIN	21417	05/23/2017	TEXAS SECURITY SHREDDING	460.00	CHK	
MAIN	21418	05/23/2017	THOMAS M. WHITWORTH	340.00	CHK	
MAIN	21419	05/23/2017	TIFFANY SLANKARD	936.00	CHK	
MAIN	21420	05/23/2017	TOLUNAY-WONG ENGINEERS	3,137.50	CHK	
MAIN	21421	05/23/2017	TOM BRANCH	14.50	CHK	
MAIN	21422	05/23/2017	TRANS UNION RISK & ALTERNATIVE	421.30	CHK	
MAIN	21423	05/23/2017	TRAVELERS	28.00	CHK	
MAIN	21424	05/23/2017	TRINITY ANIMAL HOSPITAL	50.00	CHK	
MAIN	21425	05/23/2017	TRINITY MATERIAL, INC.	15,398.50	CHK	
MAIN	21426	05/23/2017	TRINITY VALLEY TRACTORS, INC.	320.91	CHK	06/08/2017
MAIN	21427	05/23/2017	TRIUMPH INDUSTRIAL SUPPLY, LLC	123.21	CHK	
MAIN	21428	05/23/2017	TURNER LEGAL GROUP	1,800.00	CHK	
MAIN	21429	05/23/2017	TX. DEPT. OF STATE HEALTH SERV	366.00	CHK	
MAIN	21430	05/23/2017	TX. WILDLIFE DAMAGE MGT. FD.	2,700.00	CHK	
MAIN	21431	05/23/2017	U. S. ARMOR CORPORATION	4,130.20	CHK	
MAIN	21432	05/23/2017	UNITED NORTHEAST RADIOLOGY LLP	143.00	CHK	
MAIN	21433	05/23/2017	VERIZON WIRELESS	1,837.26	CHK	
MAIN	21434	05/23/2017	VFW	1,200.00	CHK	
MAIN	21435	05/23/2017	VICTOR R. SCARANO, M.D., J.D.	1,800.00	CHK	
MAIN	21436	05/23/2017	VOYAGER FLEET SYSTEMS, INC.	657.17	CHK	
MAIN	21437	05/23/2017	VULCAN CONSTRUCTION MATERIAL L	89,584.83	CHK	
MAIN	21438	05/23/2017	WALLER COUNTY ASPHALT	2,777.02	CHK	
MAIN	21439	05/23/2017	WASTE MANAGEMENT	168.83	CHK	
MAIN	21440	05/23/2017	WAY SERVICE LTD	3,500.00	CHK	
MAIN	21441	05/23/2017	WC OF TEXAS - KOUNTZE	52,015.00	CHK	
MAIN	21442	05/23/2017	WENDLANDS FARM PRODUCTS	100.00	CHK	
MAIN	21443	05/23/2017	WENDY MEEKINS	250.00	CHK	
MAIN	21444	05/23/2017	WEST GROUP PAYMENT CENTER	1,897.37	CHK	
MAIN	21445	05/23/2017	WESTERN AUTO ASSOCIATE STORE	36.79	CHK	
MAIN	21446	05/23/2017	WESTLAKE VFD	416.66	CHK	
MAIN	21447	05/23/2017	WHITENER ENTERPRISES INC.	12,188.57	CHK	
MAIN	21448	05/23/2017	WHITENERS-DAYTON	683.90	CHK	
MAIN	21449	05/23/2017	WOODPECKER VFD	833.33	CHK	
MAIN	21450	05/23/2017	WOWCO EQUIPMENT CO.	114.12	CHK	
MAIN	21451	05/23/2017	XEROX CORPORATION	3,341.71	CHK	
MAIN	21452	05/23/2017	STATE BAR OF TEXAS	136.00	CHK	
MAIN	21453	05/23/2017	STATE BAR OF TEXAS	900.00	CHK	
MAIN	21454	05/24/2017	COPSYNC, INC.	14,271.48	CHK	
MAIN	21455	05/25/2017	LIBERTY COUNTY DISTRICT CLERK	420.00	CHK	
MAIN	21456	05/25/2017	LIBERTY COUNTY DISTRICT CLERK	480.00	CHK	
MAIN	21457	05/31/2017	AFLAC	9,050.67	CHK	
MAIN	21458	05/31/2017	HARTFORD LIFE INSURANCE COMPAN	71.30	CHK	
MAIN	21459	05/31/2017	LEGALSHIELD	41.84	CHK	
MAIN	21460	05/31/2017	LIBERTY CO TEACHER CRED UNION	2,889.12	CHK	
MAIN	21461	05/31/2017	LIBERTY COUNTY BENEFITS & INSU	7,055.04	CHK	
MAIN	21462	05/31/2017	LIBERTY COUNTY INSURANCE & BEN	223,865.92	CHK	
MAIN	21463	05/31/2017	LIBERTY COUNTY PAYROLL	5,276.65	CHK	
MAIN	21464	05/31/2017	LIBERTY COUNTY PAYROLL	3,159.48	CHK	
MAIN	21465	05/31/2017	LIBERTY COUNTY PAYROLL	300.00	CHK	
MAIN	21466	05/31/2017	LIBERTY COUNTY PAYROLL CLEARIN	312,021.89	CHK	

Bank Account	Check Number	Check Date	Payee	Amount	Type	Voided
MAIN	21467	05/31/2017	LIBERTY COUNTY PAYROLL CLEARIN	77,467.04	CHK	
MAIN	21468	05/31/2017	LIBERTY COUNTY PAYROLL CLEARIN	18,117.46	CHK	
MAIN	21469	05/31/2017	LIBERTY COUNTY PAYROLL CLEARIN	62,166.97	CHK	
MAIN	21470	05/31/2017	LIBERTY COUNTY PAYROLL CLEARIN	458,656.00	CHK	
MAIN	21471	05/31/2017	NATIONWIDE RETIREMENT SOLUTION	935.00	CHK	
MAIN	21472	05/31/2017	SOCIAL SECURITY ADMINISTRATION	155.48	CHK	
MAIN	21473	05/31/2017	THE HARTFORD	1,857.00	CHK	
MAIN	21474	05/31/2017	VALIC	721.00	CHK	
MAIN	21475	05/31/2017	CMRS-PB	10,000.00	CHK	

* INDICATES A GAP IN CHECK # SEQUENCE

8 TOTAL VOIDED CHECKS	12,648.42
521 TOTAL CHECKS	3,591,749.78
0 TOTAL ELECTONIC PAYMENTS	0.00
0 TOTAL PAYROLL CHECKS	0.00
0 TOTAL ACH TRANSACTIONS	0.00

521 TOTAL ALL CHECKS	3,591,749.78