


FILED FOR RECORD


2020 AUG 24 AM 10: 21  
Margaret Dorman  
MARGARET DORMAN  
COUNTY CLERK  
WHEELER COUNTY, TEXAS


2020 Tax Year Property Tax Rates for Wheeler County


The Wheeler County Property Tax Rate is	.52312/\$100
The No New Revenue Rate is	.67735/\$100
The No New Revenue M&O Tax Rate is	.67735/\$100
The Voter Approval Tax Rate is	.70123/\$100
The De Minimis Tax Rate is	.71245/\$100
The Debt Rate is	-0- /\$100
Wheeler County has no Debt Obligations.	

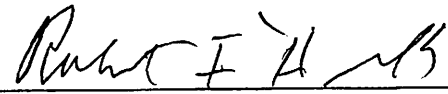
Dated this 24<sup>th</sup> day of August, 2020.


  
\_\_\_\_\_  
Jerry Dan Hefley  
County Judge


  
\_\_\_\_\_  
Margaret Dorman  
County Clerk

  
\_\_\_\_\_  
Nichole Mock  
County Auditor

  
\_\_\_\_\_  
Teddy S. Walker  
Commissioner Pct 1

  
\_\_\_\_\_  
Robert I. Hink  
Commissioner Pct 2

  
\_\_\_\_\_  
David W. Simpson  
Commissioner Pct 3

  
\_\_\_\_\_  
John Walker  
Commissioner Pct 4

APPROVED  
8/24/2020

**ADOPTED BUDGET**  
**FISCAL YEAR**  
**OCTOBER 1, 2020 – SEPTEMBER 30, 2021**

**This budget will raise less revenue from property taxes than last year's budget by an amount of \$1,070,000.00, which is a 12.35% percent decrease from last year's budget. The property tax revenue to be raised from new property added to the tax roll this year is \$4,290.11.**

**THE WHEELER COUNTY COMMISSIONERS COURT RECORDED THE FOLLOWING VOTE OF ITS MEMBERS ON THE MOTION TO ADOPT THE FISCAL YEAR 2020-2021 WHEELER COUNTY BUDGET:**

<b>Teddy S. Walker, Commissioner Pct #1</b>	<b>Voting: Aye</b> <input checked="" type="checkbox"/>	<b>Nay</b> <input type="checkbox"/>
<b>Robert I. Hink, Commissioner Pct #2</b>	<b>Voting: Aye</b> <input checked="" type="checkbox"/>	<b>Nay</b> <input type="checkbox"/>
<b>David W. Simpson, Commissioner Pct #3</b>	<b>Voting: Aye</b> <input checked="" type="checkbox"/>	<b>Nay</b> <input type="checkbox"/>
<b>John Walker, Commissioner Pct #4</b>	<b>Voting: Aye</b> <input checked="" type="checkbox"/>	<b>Nay</b> <input type="checkbox"/>

**2019 Property Tax Rates for Wheeler County**

Total Adopted Property Tax Rate	.52312/\$100
Effective Tax Rate	.52312/\$100
The Effective M&O Tax Rate	.52312/\$100
The Rollback Tax Rate	.56495/\$100
The Debt Rate	-0- /\$100
Total County Debt Obligation	-0- /\$100

**WHEELER COUNTY  
REVENUE RAISED FROM NEW PROPERTY ADDED TO THE TAX ROLL  
FOR FISCAL YEAR 2021 BUDGET**

Total 2020 taxable value of new improvements and new personal property located in new improvements.	820,100.00
Current Tax Rate	0.52312
New Property Tax Revenue =Taxable value * (ETR / 100)	\$ 4,290.11

Wheeler County  
 2021 Budget Summary  
 Department Summary

Pg #	Department # and Title	2018 Actual	2019 Actual	2020 Budget	2021 Budget	Change	Percent incr/(decr)
<b>General Fund</b>							
3	501 - County Judge	190,893	199,035	238,066	231,699	(6,367)	-2.67%
4	502 - County Clerk	278,541	535,348	604,989	347,365	(257,624)	-42.58% VOTING EQUIPMENT
5	503 - Treasurer	138,659	110,827	179,799	175,519	(4,280)	-2.38%
6	504 - Sheriff	1,014,610	939,588	1,078,302	1,086,585	8,283	0.77% ROLLED OVER FY20 VEHICLE PURCHASE TO FY21
8	505 - Jail	1,184,139	1,175,164	1,249,509	1,251,088	1,579	0.13%
10	506 - Tax Assessor/Collector	299,868	301,418	328,806	320,960	(7,846)	-2.39%
11	507 - District Clerk	170,090	177,466	199,952	200,246	294	0.15%
12	508 - Extension Agents	161,559	214,059	235,271	187,651	(47,620)	-20.24% VEHICLE PURCHASE PRIOR YR
13	509 - JP #2	170,797	210,199	242,817	243,260	443	0.18%
14	510 - Building Maintenance	264,049	293,901	1,035,656	998,754	(36,902)	-3.56%
16	511 - Constable #1	10,376	14,786	21,569	33,414	11,845	54.92% INSURANCE (BUDGETED/NOT SPENT)
17	512 - JP #1	138,573	150,269	175,281	175,576	295	0.17%
18	513 - Emergency Mgmt	70,404	66,947	69,162	67,385	(1,777)	-2.57%
19	514 - Veterans Service	2,406	630	12,775	12,775	-	0.00%
20	515 - 31st District Court	79,725	79,035	169,960	171,301	1,341	0.79%
21	516 - County Attorney	180,592	190,761	204,417	200,493	(3,924)	-1.92%
22	517 - Auditor	115,446	121,065	135,151	135,299	148	0.11%
23	518 - Constable #2	19,331	76,958	38,308	88,958	50,650	132.22% PAYROLL
24	519 - Safety Officer	22,160	22,162	22,773	-	(22,773)	-100.00% REMOVED TITLE (ROLLED INTO CONST#2)
25	599 - General Miscellaneous	1,249,565	1,698,077	2,347,000	2,090,532	(256,468)	-10.93%
	<b>Total General Fund</b>	<b>5,761,783</b>	<b>6,577,695</b>	<b>8,589,563</b>	<b>8,018,860</b>	<b>(570,703)</b>	<b>-6.64%</b>
<b>Road &amp; Bridge</b>							
28	521 - R & B #1	614,851	745,026	936,200	928,253	(7,947)	-0.85%
29	522 - R & B #2	589,293	763,789	985,383	985,973	590	0.06%
30	523 - R & B #3	957,144	590,575	817,314	889,097	71,783	8.78% TRUCK/TRAILER
31	524 - R & B #4	545,023	768,999	1,094,615	862,140	(232,475)	-21.24% MOTORGRADER PRIOR YR
32	599 - R & B Miscellaneous	5,318	181,847	4,000	4,000	-	0.00%
	<b>Total FM &amp; LR Fund</b>	<b>2,711,629</b>	<b>3,050,236</b>	<b>3,837,512</b>	<b>3,669,463</b>	<b>(168,049)</b>	<b>-4.38%</b>
	<b>Total Wheeler County Expenditures</b>	<b>\$ 8,473,412</b>	<b>\$ 9,627,931</b>	<b>\$ 12,427,075</b>	<b>\$ 11,688,323</b>	<b>\$ (738,752)</b>	<b>-5.94%</b>

**Wheeler**  
2021 Salary Schedule

		Salary Hearing	0.000			0.0765	0.11	11697			
		Elected	0			0020		0040	0035		
		Employee	0								
Department	# Empl.	2020 Salary	Raise	2021 Salary	Subtotals	Longevity	Dept. Totals	FICA	Retirement	Insurance	Total
County Judge	2	57,050.96	0.00	57,050.96							
State Supplement		25,000.00	0.00	25,000.00	82,050.96						
Co Judge - Secretary		39,893.52	0.00	39,893.52	39,893.52						
Part-time				15,000.00	15,000.00	8,580.00	145,524.48	11,132.62	14,357.69	23,394.00	194,408.80
County Attorney	2	53,685.16	0.00	53,685.16							
County Attorney - St Suppl		23,333.00		23,333.00	77,018.16						
Co Atty - Secretary		39,413.52	0.00	39,413.52							
Co Atty - Sec - Pre-Trial Suppl		2,400.00	0.00	2,400.00	41,813.52	2,175.00	121,006.68	9,257.01	13,310.73	23,394.00	166,968.43
Co Atty - Hot ck suppl		569.52					0.00	0.00	0.00		0.00
31st District Judge	3	1,549.56		1,549.56	1,549.56						
31st District Court - Reporter		19,015.14	0.00	19,015.14							
31st District Court - Bailiff		7,143.08	0.00	7,143.08							
31st District Court Administrator		10,994.12	0.00	10,994.12	37,152.33	6,690.00	45,391.89	3,472.48	4,993.11	7,018.20	60,875.68
County Clerk - Official	4	47,398.56	0.00	47,398.56	47,398.56						
County Clerk - Suppl		4,094.76		4,094.76	4,094.76						
Co Clerk - 1st Deputy		39,413.52	0.00	39,413.52							
Co Clerk - 2nd Deputy		38,902.56	0.00	38,902.56							
Co Clerk - 3rd Deputy		8,381.60		8,381.60	86,697.68						
CC Part-time		35,000.00		35,000.00	35,000.00	12,840.00	186,031.00	14,231.37	19,541.43	46,788.00	266,591.81
Veteran Officer		8,919.84		8,919.84	8,919.84	0.00	8,919.84	682.37	981.18		10,583.39
EM Coordinator	1	39,413.52	0.00	39,413.52	39,413.52	2,430.00	41,843.52	3,201.03	4,602.79	11,697.00	61,344.34
County Treasurer	2	47,398.56	0.00	47,398.56	47,398.56						
Co Treas - Secretary		39,413.52	0.00	39,413.52	39,413.52						
Co Treas - Part-time		5,000.00		5,000.00	5,000.00	2,708.00	94,520.08	7,230.79	9,847.21	23,394.00	134,992.07
Facility Maintenance	1	39,413.52	3,803.52	43,217.04	43,217.04						
Maintenance - Part-time		15,000.00		15,000.00	15,000.00	390.00	58,217.04	4,453.60	6,403.87	11,697.00	80,771.52
District Clerk - Official	2	47,398.56	0.00	47,398.56	47,398.56						
Dist Clerk - 1st Deputy		39,413.52	0.00	39,413.52	39,413.52						
Part-time Deputy		18,500.00		18,500.00	18,500.00	8,595.00	113,907.08	8,713.89	12,529.78	23,394.00	158,544.75
Extension Ag Agent	1	16,801.41	0.00	16,801.41							
Home Extension Agent		16,801.41	0.00	16,801.41	33,602.82						
Ag Agent travel		0.00		0.00							
Extension Agent travel		0.00		0.00	0.00						
Extension Secretary		39,413.52	0.00	39,413.52	39,413.52						
Extension - Part-time (Daisy)		15,600.00		15,600.00	15,600.00	4,201.00	92,817.34	7,100.53	10,209.91	11,697.00	121,824.77
Tax Assessor - Official	4	47,398.56	0.00	47,398.56	47,398.56						
Tax A/C - 1st Deputy		39,413.52	0.00	39,413.52							
Tax A/C - 2nd Deputy		38,902.56	0.00	38,902.56							
Tax A/C - 3rd Deputy		38,031.60	0.00	38,031.60	116,347.68	5,408.00	169,154.24	12,940.30	18,606.97	46,788.00	247,489.51
Sheriff (admin.)	10	47,398.56	0.00	47,398.56	47,398.56						
Sheriff - Chief Deputy		45,412.56	0.00	45,412.56							
Sheriff - Sergeant		45,112.56	0.00	45,112.56							
Sheriff - Deputy	7	44,812.56	0.00	313,687.92							
City of Wheeler Supplement					404,213.04						
Comp Time Pay				15,000.00	15,000.00						
Holiday Pay				0.00	0.00						
Part-time (cleaning)				7,020.00	7,020.00						
Sheriff - part-time				18,000.00	18,000.00	8,252.00	499,883.60	38,241.10	54,987.20	116,970.00	710,081.89
SO - Jail Administrator	14	40,808.16	0.00	40,808.16							
Sheriff - Jail Admin Assist		40,013.52	0.00	40,013.52							
Sheriff - Jailers	12	39,413.52	0.00	472,962.24	553,783.92						
Comp Time Pay				25,000.00	25,000.00						
Holiday Pay				0.00	0.00						
Sheriff - Jail part-time				35,000.00	35,000.00	15,048.00	628,831.92	48,105.64	69,171.51	163,758.00	909,867.07
JP #1 - Official	2	47,398.56	0.00	47,398.56	47,398.56						
JP #1 - Clerk		39,413.52	0.00	39,413.52	39,413.52						
JP #1 - part-time				6,000.00	6,000.00	4,095.00	96,907.08	7,413.39	10,659.78	23,394.00	138,374.25
JP #2 - Official	3	47,398.56	0.00	47,398.56	47,398.56						
JP #2 - Clerk 1		39,413.52	0.00	39,413.52							
JP #2 - Clerk 2		38,902.56	0.00	38,902.56	78,316.08						
JP #2 - Part-time				10,000.00	10,000.00	7,620.00	143,334.64	10,965.10	15,766.81	35,091.00	205,157.55

**Wheeler**  
2021 Salary Schedule

Salary Hearing 0.000 0.0765 0.11 11697  
Elected 0  
Employee 0

Department	# Empl.	2020 Salary	Raise	2021 Salary	Subtotals	Longevity	Dept. Totals	FICA	Retirement	Insurance	Total
Constable #1	1	10,920.00	0.00	10,920.00	10,920.00	2,115.00	13,035.00	997.18	1,433.85	11,697.00	27,163.03
Constable #2	1	14,604.00	32,794.56	47,398.56	47,398.56	1,395.00	48,793.56	3,732.71	5,367.29	11,697.00	69,590.56
Traffic Control		19,000.00	-19,000.00	0.00	0.00	0.00	0.00	0.00	0.00	0.00	0.00
Auditor	1	81,931.50	0.00	81,931.50	81,931.50						
Part-time				2,500.00	2,500.00	735.00	85,166.50	6,515.24	9,368.32	11,697.00	112,747.05
		0.00	0.00	0.00	0.00	0.00	0.00	0.00	0.00	0.00	0.00
<b>Total General Fund</b>		<b>2,349,849.93</b>	<b>17,598.08</b>	<b>2,500,398.49</b>	<b>2,500,398.49</b>	<b>93,277.00</b>	<b>2,593,285.49</b>	<b>198,386.34</b>	<b>282,139.43</b>	<b>603,565.20</b>	<b>3,677,376.46</b>
R&B #1 - Commissioner	5	47,398.56	0.00	47,398.56	47,398.56						
R&B #1 - Operator	4	43,217.04	172,868.16	172,868.16	172,868.16						
Comp Time Payout				8,000.00	8,000.00						
R&B #1 - part-time				18,000.00	18,000.00	3,488.00	249,754.72	19,106.24	27,473.02	58,485.00	354,818.98
R&B #2 - Commissioner	4	47,398.56	0.00	47,398.56	47,398.56						
R&B #2 - Operator	3	43,217.04	129,651.12	129,651.12	129,651.12						
Comp Time Payout				10,000.00	10,000.00						
R&B #2 - part-time				20,000.00	20,000.00	12,713.00	219,762.68	16,811.85	24,173.89	46,788.00	307,536.42
R&B #3 - Commissioner	5	47,398.56	0.00	47,398.56	47,398.56						
R&B #3 - Operator	4	43,217.04	172,868.16	172,868.16	172,868.16						
Comp Time Payout				15,000.00	15,000.00						
R&B #3 - part-time				20,000.00	20,000.00	5,311.00	260,577.72	19,934.20	28,663.55	58,485.00	367,660.46
R&B #4 - Commissioner	5	47,398.56	0.00	47,398.56	47,398.56						
R&B #4 - Operator	4	43,217.04	172,868.16	172,868.16	172,868.16						
Comp Time Payout				20,000.00	20,000.00						
R&B #4 - part-time				20,000.00	20,000.00	7,456.00	267,722.72	20,480.79	29,449.50	58,485.00	376,138.01
<b>Total Road &amp; Bridge Fund</b>		<b>837,849.84</b>	<b>0.00</b>	<b>968,849.84</b>	<b>968,849.84</b>	<b>28,968.00</b>	<b>997,817.84</b>	<b>76,333.06</b>	<b>109,759.96</b>	<b>222,243.00</b>	<b>1,406,153.87</b>
<b>Total Salary</b>		<b>3,187,699.77</b>	<b>17,598.08</b>	<b>3,469,248.33</b>	<b>3,469,248.33</b>	<b>122,245.00</b>	<b>3,591,103.33</b>	<b>274,719.41</b>	<b>391,899.39</b>	<b>825,808.20</b>	<b>5,083,530.33</b>

**Total Longevity 122,245.00**

Cost of Raise 17,598.08 17,598.08 1,346.25 1,935.79 20,880.12

Co Atty - Pre-Trial Secretary 1 0.00 2,400.00 2,400.00 0.00 2,400.00 183.60 264.00 11,697.00 14,544.60

1 -GENERAL FUND

EVENUES	2017-2018 ACTUAL	2018-2019 ACTUAL	2019-2020			2020-2021	
			CURRENT BUDGET	YEAR-TO-DATE ACTUAL	REESTIMATED ACTUAL	REQUESTED BUDGET DR	APPROVED BUDGET SELECTED
<b>AXES</b>							
01-4000 ADVALOREM TAXES	6,413,655	6,675,839	6,500,000	5,924,628	0	0	5,600,000
01-4001 DELINQUENT ADVALOREM TAXES	53,185	87,847	75,000	37,062	0	0	75,000
01-4002 RENDITION PENALTIES	2,548	7,603	1,500	1,072	0	0	1,500
01-4003 DELIN AD VALOREM P&I	59,935	35,683	10,000	67,378	0	0	10,000
01-4004 EXCESS VIT TAXES	143	652	0	392	0	0	0
TOTAL TAXES	6,529,467	6,807,625	6,586,500	6,030,532	0	0	5,686,500
<b>FEES &amp; FINES</b>							
01-4100 COUNTY CLERK FEES OF OFFICE	69,804	46,566	70,000	38,050	0	0	50,000
01-4101 DISTRICT CLERK FEES OF OFFICE	14,351	18,452	15,000	8,929	0	0	15,000
01-4102 JP1 FEES OF OFFICE	10,720	4,583	4,500	1,966	0	0	4,500
01-4103 JP2 FEES OF OFFICE	31,088	26,321	40,000	20,016	0	0	30,000
01-4104 SHERIFF FEES OF OFFICE	24,758	25,406	18,000	14,942	0	0	18,000
01-4105 TAX A/C FEES OF OFFICE	41,780	49,634	35,000	4,885	0	0	35,000
01-4106 COUNTY JUDGE FEES OF OFFICE	104	140	0	82	0	0	0
01-4107 COUNTY ATTORNEY FEES OF OFFICE	1,040	772	1,200	869	0	0	1,200
01-4108 CONSTABLE 1 FEES OF OFFICE	0	0	0	0	0	0	0
01-4109 CONSTABLE 2 FEES OF OFFICE	0	446	0	100	0	0	0
01-4110 TAX COLLECTION FEES	31,397	33,227	15,000	8,882	0	0	15,000
01-4111 STENO FEES	0	0	0	0	0	0	0
01-4112 LAW LIBRARY FEES	140	0	0	0	0	0	0
01-4113 COURT REPORTER FEES	825	1,185	500	784	0	0	500
01-4114 DISTRICT ATTY FEES OF OFFICE	0	0	0	0	0	0	0
01-4115 JUDICIAL EDUCATION FUND	115	195	200	145	0	0	200
01-4116 COURT INITIATED GUARDIANS	460	780	500	580	0	0	500
01-4117 BVS PRESERVATION FEE (ADOPTION)	0	0	0	0	0	0	0
01-4150 FINES - COUNTY & DISTRICT	66,022	71,863	60,000	57,890	0	0	60,000
01-4151 ADULT SEAT BELT FINE	0	48	0	25	0	0	0
01-4153 VITAL STATS PRESERVATION	395	376	0	253	0	0	0
01-4154 INDIGENT DEFENSE FUND-HB1267	16,388	12,369	12,000	0	0	0	12,000
01-4155 BRANDS	160	165	0	145	0	0	0
01-4156 CHILD SAFETY FUND	50	850	0	3,683	0	0	3,000
01-4157 FINES-JP1	57,062	43,167	58,000	22,452	0	0	58,000
01-4158 FINES-JP2	190,319	173,205	180,000	84,135	0	0	180,000
TOTAL FEES & FINES	556,977	509,749	509,900	268,816	0	0	482,900
<b>COMMISSIONS</b>							
01-4200 COURT COST COMMISSIONS	23,302	21,291	30,000	12,461	0	0	20,000
01-4203 ELECTION ADMIN FEE	956	1,641	1,000	0	0	0	1,000
TOTAL COMMISSIONS	24,259	22,933	31,000	12,461	0	0	21,000
<b>PERMITS &amp; LICENSE</b>							
01-4300 MIXED BEVERAGE PERMIT	7,512	4,595	5,000	3,377	0	0	5,000
TOTAL PERMITS & LICENSE	7,512	4,595	5,000	3,377	0	0	5,000
<b>RENTS &amp; ROYALTIES</b>							
01-4400 RENT AGRILIFE BUILDING	2,749	4,225	2,500	1,685	0	0	2,500
TOTAL RENTS & ROYALTIES	2,749	4,225	2,500	1,685	0	0	2,500

01 -GENERAL FUND

REVENUES	2017-2018 ACTUAL	2018-2019 ACTUAL	2019-2020			2020-2021	
			CURRENT BUDGET	YEAR-TO-DATE ACTUAL	REESTIMATED ACTUAL	REQUESTED BUDGET DR	APPROVED BUDGET SELECTED
<b>INTEREST</b>							
01-4500 INTEREST INCOME CKG	1,791	5,402	0	5,417	0	0	3,000
01-4501 INTEREST INCOME SWEEP	0	0	0	1,744	0	0	500
01-4502 INTEREST - TEXPOOL	22,541	71	5,000	1,337	0	0	5,000
01-4503 INTEREST-TEXAS CLASS	47,642	90,165	50,000	47,834	0	0	40,000
01-4504 INTEREST TEXSTAR	17,301	19	0	1,323	0	0	0
01-4505 INTEREST - WSB INVESTMENT	10,892	8,581	0	0	0	0	0
01-4506 INTEREST - FINANCIAL NE SECUR	2,006	6,479	2,000	0	0	0	2,000
01-4507 INTEREST - TEXPOOL PRIME	2,490	60,154	50,000	18,769	0	0	40,000
01-4508 INTEREST - LOGIC	8,021	64,809	50,000	23,864	0	0	40,000
01-4509 INTEREST - HSB CD	0	76,966	50,000	102,840	0	0	40,000
01-4510 INTEREST - TX CLASS GOVERNMENT	0	0	0	3,197	0	0	0
TOTAL INTEREST	112,685	312,645	207,000	206,325	0	0	170,500
<b>REIMBURSEMENT &amp; REFUNDS</b>							
01-4600 SALARY SUPPLEMENT CO JUDGE	25,270	25,200	25,200	20,150	0	0	25,200
01-4601 SALARY SUPPLEMENT CO ATTORNEY	23,333	23,333	28,000	28,000	0	0	28,000
01-4602 SALARY SUPP-LAW ENFORCEMENT	52,821	13,205	52,821	0	0	0	52,821
01-4603 CO JUDGE EXCESS SUPPL	0	350	0	507	0	0	0
01-4607 EMERG MGMT REIMB	23,400	26,600	20,000	0	0	0	20,000
01-4609 PRISONER MEDICAL REIMB	9,631	28,754	6,075	9,568	0	0	6,075
01-4610 REIM STATE JUROR	0	0	0	0	0	0	0
01-4611 REIM PRISONER TRANSPORT	0	0	0	0	0	0	0
01-4612 LEOSE ALLOCATION	0	0	0	0	0	0	0
01-4623 JURY FEES	262	120	0	108	0	0	0
01-4624 JUROR REIMBURSEMENT FEES	0	0	0	0	0	0	0
01-4625 INSURANCE CLAIMS/REFUNDS	25,520	6,059	0	115,774	0	0	0
01-4670 INMATE HOUSING REVENUE	74,920	175,560	10,000	82,960	0	0	10,000
01-4680 MISC REIMBURSEMENT	28,045	21,111	15,000	118	0	0	15,000
TOTAL REIMBURSEMENT & REFUNDS	263,201	320,292	157,096	257,185	0	0	157,096
4612 LEOSE ALLOCATION							
PERMANENT NOTES: ANNUAL BUDGET SHOULD BE ZERO. REVENUE WILL BE RECOGNIZED WHEN EXPENSES INCURRED BY AN OFFSET FROM THE LIABILITY ACCOUNT 2268 OR 2269.							
<b>GRANTS</b>							
01-4700 GRANT INDIGENT DEF	0	0	0	0	0	0	0
01-4701 CRF GRANT REVENUE	0	0	0	0	0	0	0
01-4780 GRANT MISC	62,050	0	0	0	0	0	0
TOTAL GRANTS	62,050	0	0	0	0	0	0
<b>MISCELLANEOUS</b>							
01-4800 MISC REVENUE	13,389	32,691	0	3,550	0	0	0
01-4801 SALE OF USED ASSETS	19,620	35,310	0	7,000	0	0	0
01-4802 CTC COMPANY INC REVENUE	3,503	9,390	0	6,303	0	0	0
TOTAL MISCELLANEOUS	36,511	77,390	0	16,853	0	0	0
<b>TOTAL REVENUES</b>	<b>7,595,412</b>	<b>8,059,454</b>	<b>7,498,996</b>	<b>6,797,235</b>	<b>0</b>	<b>0</b>	<b>6,525,496</b>



WHEELER COUNTY, TEXAS  
 APPROVED BUDGET  
 AS OF: AUGUST 31ST, 2020

01 -GENERAL FUND  
 CO JUDGE

DEPARTMENTAL EXPENDITURES	2017-2018	2018-2019	2019-2020			2020-2021		APPROVED BUDGET SELECTED
	ACTUAL	ACTUAL	CURRENT BUDGET	YEAR-TO-DATE ACTUAL	REESTIMATED ACTUAL	REQUESTED BUDGET DR		
<b>SALARIES &amp; BENEFITS</b>								
01-501-0000 SALARIES-ELECTED	78,451	82,051	82,051	71,795	0	0	82,051	
01-501-0005 WAGES-EMPLOYEES	36,294	39,894	39,894	34,907	0	0	39,894	
01-501-0010 WAGES-PT	5,915	4,979	15,000	1,944	0	0	10,000	
01-501-0015 OT	0	0	0	0	0	0	0	
01-501-0017 VACATION PAY	0	0	0	0	0	0	0	
01-501-0020 LONGEVITY	7,500	7,860	8,220	7,163	0	0	8,580	
01-501-0025 HEALTH INSURANCE	21,992	22,289	22,726	18,932	0	0	22,556	
01-501-0030 DENTAL INSURANCE	498	514	530	440	0	0	556	
01-501-0035 RETIREMENT	11,224	11,853	14,319	11,360	0	0	14,358	
01-501-0040 FICA & MEDICARE	9,452	9,936	11,106	8,637	0	0	11,133	
01-501-0045 BASIC LIFE	92	91	132	76	0	0	132	
01-501-0050 VISION INSURANCE	0	0	138	112	0	0	150	
<b>TOTAL SALARIES &amp; BENEFITS</b>	<b>171,417</b>	<b>179,467</b>	<b>194,116</b>	<b>155,366</b>	<b>0</b>	<b>0</b>	<b>189,410</b>	
<b>MISC EXPENSE</b>								
01-501-8002 SUPPLIES	5,769	3,404	13,115	1,932	0	0	13,115	
01-501-8006 EQUIP RENT & REPAIRS	4,157	3,853	6,000	3,355	0	0	6,000	
01-501-8008 TELEPHONE	5,035	4,334	5,500	3,676	0	0	5,500	
01-501-8014 DUES & PUBLICATIONS	620	535	2,500	350	0	0	2,500	
01-501-8023 COMPUTER EXPENSE	475	1,510	2,000	163	0	0	2,000	
01-501-8027 CONF TRAINING OFFICIAL	2,357	1,570	3,000	126	0	0	2,339	
01-501-8030 CONF & TRAINING STAFF	(64)	1,453	1,861	295	0	0	1,861	
01-501-8040 POSTAGE & BOX	92	100	200	94	0	0	200	
01-501-8080 BOND PREMIUM	298	1,243	1,244	0	0	0	1,244	
01-501-8090 EQUIP PURCH <\$5000	0	0	5,000	0	0	0	5,000	
01-501-8107 VEHICLE EXPENSE	705	1,567	3,500	921	0	0	2,500	
01-501-8185 CR CARD INT & LATE FEES	34	0	30	0	0	0	30	
<b>TOTAL MISC EXPENSE</b>	<b>19,476</b>	<b>19,568</b>	<b>43,950</b>	<b>10,913</b>	<b>0</b>	<b>0</b>	<b>42,289</b>	
<b>TOTAL CO JUDGE</b>	<b>190,893</b>	<b>199,035</b>	<b>238,066</b>	<b>166,278</b>	<b>0</b>	<b>0</b>	<b>231,699</b>	

01 -GENERAL FUND  
 CO CLERK

DEPARTMENTAL EXPENDITURES	2017-2018 ACTUAL	2018-2019 ACTUAL	2019-2020			2020-2021	
			CURRENT BUDGET	YEAR-TO-DATE ACTUAL	REESTIMATED ACTUAL	REQUESTED BUDGET DR	APPROVED BUDGET SELECTED
<b>SALARIES &amp; BENEFITS</b>							
01-502-0000 SALARIES-ELECTED	43,799	47,399	47,399	41,474	0	0	47,399
01-502-0005 WAGES-EMPLOYEES	71,116	78,316	78,317	68,527	0	0	78,317
01-502-0007 ELECTION ADMIN SUPPLEMENT	4,095	4,095	4,095	3,583	0	0	4,095
01-502-0010 WAGES-PT	40,916	39,281	43,382	27,873	0	0	43,382
01-502-0015 OT	0	0	0	0	0	0	0
01-502-0017 VACATION PAY	0	0	0	0	0	0	0
01-502-0020 LONGEVITY	11,220	11,760	12,300	10,725	0	0	12,840
01-502-0025 HEALTH INSURANCE	32,988	33,434	45,452	28,398	0	0	45,112
01-502-0030 DENTAL INSURANCE	747	771	1,060	661	0	0	1,112
01-502-0035 RETIREMENT	15,435	16,298	19,483	15,091	0	0	19,542
01-502-0040 FICA & MEDICARE	13,066	13,800	14,191	11,614	0	0	14,232
01-502-0045 BASIC LIFE	167	193	264	163	0	0	264
01-502-0050 VISION INSURANCE	0	0	276	167	0	0	300
TOTAL SALARIES & BENEFITS	233,548	245,347	266,219	208,275	0	0	266,595
<b>CAPITAL OUTLAY</b>							
01-502-1106 CAPITAL PURCHASES	0	97,300	0	0	0	0	0
TOTAL CAPITAL OUTLAY	0	97,300	0	0	0	0	0
<b>MISC EXPENSE</b>							
01-502-8002 SUPPLIES	7,682	5,342	8,980	7,861	0	0	8,980
01-502-8006 EQUIP RENT & REPAIRS	2,473	2,297	2,700	2,075	0	0	3,700
01-502-8008 TELEPHONE	1,861	1,871	2,100	1,571	0	0	2,100
01-502-8014 DUES & PUBLICATIONS	125	125	145	144	0	0	145
01-502-8023 COMPUTER EXPENSE	15,160	21,351	16,700	16,876	0	0	12,200
01-502-8027 CONF TRAINING OFFICIAL	3,688	4,326	7,483	3,072	0	0	7,483
01-502-8030 CONF & TRAINING STAFF	0	0	0	0	0	0	0
01-502-8040 POSTAGE & BOX	1,196	1,136	2,700	615	0	0	2,700
01-502-8080 BOND PREMIUM	0	917	917	700	0	0	917
01-502-8081 ELECTION WORKERS	2,812	6,392	7,500	6,836	0	0	7,500
01-502-8082 ELECTION EXPENSE	9,966	148,944	283,000	38,672	0	0	25,000
01-502-8090 EQUIP PURCH <\$5000	0	0	6,500	0	0	0	10,000
01-502-8185 CR CARD INT & LATE FEES	30	0	45	0	0	0	45
01-502-8999 CASH SHORT/OVER	0	0	0	0	0	0	0
TOTAL MISC EXPENSE	44,993	192,701	338,770	78,421	0	0	80,770
502-8082 ELECTION EXPENSE			PERMANENT NOTES: 2020-MARGARET LOOKING AT VOTING EQUIP FROM VERITY. CURRENTLY USING HART EQUIPMENT.				
502-8082 ELECTION EXPENSE			CURRENT YEAR NOTES: DECREASE \$258,000 FOR VOTING EQUIPMENT PURCHASED FY20				
TOTAL CO CLERK	278,541	535,348	604,989	286,697	0	0	347,365

WHEELER COUNTY, TEXAS  
 APPROVED BUDGET  
 AS OF: AUGUST 31ST, 2020

11 -GENERAL FUND  
 TREAS

DEPARTMENTAL EXPENDITURES	2017-2018 ACTUAL	2018-2019 ACTUAL	2019-2020			2020-2021	
			CURRENT BUDGET	YEAR-TO-DATE ACTUAL	REESTIMATED ACTUAL	REQUESTED BUDGET DR	APPROVED BUDGET SELECTED
<b>SALARIES &amp; BENEFITS</b>							
01-503-0000 SALARIES-ELECTED	43,799	47,399	47,399	41,474	0	0	47,399
01-503-0005 WAGES-EMPLOYEES	31,911	6,569	44,414	34,487	0	0	39,414
01-503-0010 WAGES-PT	0	0	0	0	0	0	5,000
01-503-0015 OT	11	0	0	0	0	0	0
01-503-0017 VACATION PAY	0	0	0	0	0	0	0
01-503-0020 LONGEVITY	1,335	975	2,348	2,033	0	0	2,708
01-503-0025 HEALTH INSURANCE	20,160	13,004	22,726	18,932	0	0	22,556
01-503-0030 DENTAL INSURANCE	456	300	530	440	0	0	556
01-503-0035 RETIREMENT	6,935	4,945	9,808	7,725	0	0	9,848
01-503-0040 FICA & MEDICARE	5,753	4,067	7,204	5,744	0	0	7,231
01-503-0045 BASIC LIFE	102	75	132	109	0	0	132
01-503-0050 VISION INSURANCE	0	0	138	112	0	0	150
TOTAL SALARIES & BENEFITS	110,461	77,334	134,699	111,054	0	0	134,994
<b>MISC EXPENSE</b>							
01-503-8002 SUPPLIES	4,237	5,079	9,865	4,066	0	0	6,500
01-503-8006 EQUIP RENT & REPAIRS	4,930	5,600	5,960	5,683	0	0	5,500
01-503-8008 TELEPHONE	5,329	4,404	4,458	3,091	0	0	4,458
01-503-8014 DUES & PUBLICATIONS	175	150	352	352	0	0	352
01-503-8023 COMPUTER EXPENSE	10,027	13,631	13,000	8,888	0	0	13,000
01-503-8027 CONF TRAINING OFFICIAL	1,437	1,194	4,000	1,943	0	0	3,250
01-503-8030 CONF & TRAINING STAFF	0	582	1,965	589	0	0	1,965
01-503-8040 POSTAGE & BOX	1,648	2,298	2,000	1,264	0	0	2,000
01-503-8080 BOND PREMIUM	386	555	500	0	0	0	500
01-503-8090 EQUIP PURCH <\$5000	0	0	3,000	0	0	0	3,000
01-503-8100 CONTRACT LABOR	0	0	0	0	0	0	0
01-503-8185 CR CARD INT & LATE FEES	28	0	0	0	0	0	0
01-503-8199 CASH SHORT/LONG	0	0	0	0	0	0	0
TOTAL MISC EXPENSE	28,197	33,493	45,100	25,876	0	0	40,525
<b>TOTAL TREAS</b>	<b>138,659</b>	<b>110,827</b>	<b>179,799</b>	<b>136,930</b>	<b>0</b>	<b>0</b>	<b>175,519</b>

01 -GENERAL FUND  
 SO

DEPARTMENTAL EXPENDITURES	2017-2018 ACTUAL	2018-2019 ACTUAL	2019-2020			2020-2021	
			CURRENT BUDGET	YEAR-TO-DATE ACTUAL	REESTIMATED ACTUAL	REQUESTED BUDGET DR	APPROVED BUDGET SELECTED

SALARIES & BENEFITS

01-504-0000 SALARIES-ELECTED	43,799	47,399	47,399	41,474	0	0	47,399
01-504-0005 WAGES-EMPLOYEES	373,165	396,262	404,214	353,353	0	0	404,214
01-504-0008 COMP TAKEN	14,985	30,185	15,000	108	0	0	15,000
01-504-0010 WAGES-PT	7,481	8,205	25,020	1,125	0	0	25,020
01-504-0015 OT	0	0	0	0	0	0	0
01-504-0016 HOLIDAY PAY	0	0	0	0	0	0	0
01-504-0017 VACATION PAY	0	0	0	0	0	0	0
01-504-0020 LONGEVITY	6,390	7,245	9,143	6,203	0	0	8,252
01-504-0025 HEALTH INSURANCE	86,594	83,577	113,630	69,089	0	0	112,780
01-504-0030 DENTAL INSURANCE	1,960	1,928	2,650	1,607	0	0	2,780
01-504-0035 RETIREMENT	39,997	43,903	55,086	40,056	0	0	54,988
01-504-0040 FICA & MEDICARE	32,630	36,603	38,310	29,735	0	0	38,242
01-504-0045 BASIC LIFE	461	509	660	386	0	0	660
01-504-0050 VISION INSURANCE	0	0	690	403	0	0	750
TOTAL SALARIES & BENEFITS	607,462	655,815	711,802	543,539	0	0	710,085

CAPITAL OUTLAY

01-504-1105 VEHICLE PURCHASE	105,026	99,180	128,500	43,761	0	0	130,000
01-504-1106 CAPITAL PURCHASES	0	0	0	0	0	0	0
TOTAL CAPITAL OUTLAY	105,026	99,180	128,500	43,761	0	0	130,000

504-1105 VEHICLE PURCHASE

CURRENT YEAR NOTES:

\$40,000.00 CARRIED OVER FROM FY2020 BUDGET. DODGE CHARGER APPROVED FOR PURCHASE 8/24/20, BUT WON'T BE RECEIVED UNTIL AFTER 9/30/20.

504-1105 VEHICLE PURCHASE

NEXT YEAR NOTES:

REMOVE \$40,000.00 FROM BUDGET THAT WAS A FY2020 CARRYOVER FOR VEHICLE APPROVED IN FY20, BUT NOT RECEIVED UNTIL FY21.

MISC EXPENSE

01-504-8002 SUPPLIES	17,520	13,829	15,800	7,821	0	0	24,000
01-504-8006 EQUIP RENT & REPAIRS	5,518	2,628	5,000	2,466	0	0	5,000
01-504-8008 TELEPHONE	20,342	28,197	29,450	26,211	0	0	22,000
01-504-8014 DUES & PUBLICATIONS	1,526	1,555	2,500	959	0	0	2,500
01-504-8020 TRAVEL/TRANSPORT	7,332	2,724	6,000	874	0	0	6,000
01-504-8023 COMPUTER EXPENSE	71,366	12,751	20,000	14,907	0	0	20,000
01-504-8027 CONF TRAINING OFFICIAL	1,659	( 22)	3,000	325	0	0	3,000
01-504-8028 CONFERENCE/TRAINING-LEOSE	2,412	0	0	99	0	0	0
01-504-8030 CONF & TRAINING STAFF	6,795	4,775	10,000	1,119	0	0	10,000
01-504-8040 POSTAGE & BOX	700	184	2,000	117	0	0	2,000
01-504-8050 UNIFORMS	5,443	3,714	5,250	5,381	0	0	4,500
01-504-8051 AMMUNITION & WEAPON EXP	2,979	4,034	3,000	138	0	0	3,000
01-504-8052 EMPLOYEE PHYSICALS	1,474	0	900	0	0	0	900
01-504-8080 BOND PREMIUM	101	0	200	0	0	0	200
01-504-8090 EQUIP PURCH <\$5000	44,698	10,890	1,000	0	0	0	1,000
01-504-8105 UTILITIES EXPENSE	10,628	9,445	9,500	7,011	0	0	9,500

WHEELER COUNTY, TEXAS  
 APPROVED BUDGET  
 AS OF: AUGUST 31ST, 2020

1 -GENERAL FUND  
 0

DEPARTMENTAL EXPENDITURES	2017-2018 ACTUAL	2018-2019 ACTUAL	2019-2020			2020-2021	
			CURRENT BUDGET	YEAR-TO-DATE ACTUAL	REESTIMATED ACTUAL	REQUESTED BUDGET DR	APPROVED BUDGET SELECTED
01-504-8106 VEHICLE EXPENSES	26,991	26,628	35,000	24,458	0	0	35,000
01-504-8107 FUEL EXPENSE	62,453	50,773	80,000	31,392	0	0	80,000
01-504-8150 INSURANCE EXPENSE	12,186	12,489	17,500	13,095	0	0	17,500
01-504-8185 CR CARD INT & LATE FEES	0	0	400	0	0	0	400
TOTAL MISC EXPENSE	302,122	184,593	246,500	136,373	0	0	246,500
04-8023 COMPUTER EXPENSE							
							PERMANENT NOTES: \$109,000 in 2016 was for the updgrade of CopSync.
04-8105 UTILITIES EXPENSE							
							PERMANENT NOTES: 25% UTILITY ALLOCATION.
TOTAL SO	1,014,610	939,588	1,086,802	723,672	0	0	1,086,585

01 -GENERAL FUND  
 JAIL

DEPARTMENTAL EXPENDITURES	2017-2018 ACTUAL	2018-2019 ACTUAL	2019-2020			2020-2021	
			CURRENT BUDGET	YEAR-TO-DATE ACTUAL	REESTIMATED ACTUAL	REQUESTED BUDGET DR	APPROVED BUDGET SELECTED
<b>SALARIES &amp; BENEFITS</b>							
01-505-0000 SALARIES-ELECTED	0	0	0	0	0	0	0
01-505-0005 WAGES-EMPLOYEES	497,079	551,227	553,784	487,700	0	0	553,784
01-505-0008 COMP TAKEN	24,382	52,628	25,000	3,302	0	0	25,000
01-505-0010 WAGES-PT	19,590	37,924	34,960	29,066	0	0	34,960
01-505-0015 OT	0	0	40	39	0	0	40
01-505-0016 HOLIDAY PAY	0	0	0	0	0	0	0
01-505-0017 VACATION PAY	0	0	0	0	0	0	0
01-505-0018 SHIFT DIFFERENTIAL PAY	0	0	0	606	0	0	0
01-505-0020 LONGEVITY	10,613	12,105	12,938	10,590	0	0	15,048
01-505-0025 HEALTH INSURANCE	145,694	143,936	159,082	123,569	0	0	157,892
01-505-0030 DENTAL INSURANCE	3,298	3,320	3,710	2,875	0	0	3,892
01-505-0035 RETIREMENT	49,650	58,850	68,940	52,359	0	0	69,172
01-505-0040 FICA & MEDICARE	40,295	48,182	47,945	38,288	0	0	48,106
01-505-0045 BASIC LIFE	738	832	924	642	0	0	924
01-505-0050 VISION INSURANCE	0	0	966	741	0	0	1,050
TOTAL SALARIES & BENEFITS	791,338	909,004	908,289	749,778	0	0	909,868
<b>CAPITAL OUTLAY</b>							
01-505-1106 CAPITAL PURCHASES	81,521	0	0	0	0	0	0
TOTAL CAPITAL OUTLAY	81,521	0	0	0	0	0	0
<b>MISC EXPENSE</b>							
01-505-8002 SUPPLIES	19,437	15,854	19,600	11,670	0	0	19,600
01-505-8006 EQUIP RENT & REPAIRS	8,241	7,894	7,500	7,080	0	0	7,500
01-505-8008 TELEPHONE	0	0	0	0	0	0	0
01-505-8014 DUES & PUBLICATIONS	961	1,024	1,200	420	0	0	1,200
01-505-8023 COMPUTER EXPENSE	6,404	8,094	14,000	6,664	0	0	14,000
01-505-8027 CONF TRAINING OFFICIAL	0	0	0	0	0	0	0
01-505-8030 CONF & TRAINING STAFF	9,245	9,428	9,500	8,701	0	0	9,500
01-505-8040 POSTAGE & BOX	826	1,272	1,700	383	0	0	1,700
01-505-8050 DISPATCHER UNIFORMS	764	344	2,000	1,058	0	0	2,000
01-505-8080 BOND PREMIUM	557	460	350	276	0	0	350
01-505-8090 EQUIP PURCH <\$5000	0	0	0	0	0	0	0
01-505-8104 JAIL BUILDING EXPENSE	35,641	36,626	62,030	61,483	0	0	56,830
01-505-8105 UTILITIES EXPENSE	31,844	28,334	26,500	21,033	0	0	26,500
01-505-8106 VEHICLE EXPENSES	254	787	2,000	20	0	0	2,000
01-505-8107 FUEL EXPENSE	2,051	2,521	1,800	768	0	0	7,000
01-505-8120 O/S PRISONER EXPENSE	0	0	7,000	0	0	0	7,000
01-505-8121 INMATE EXPENSE - INTERPRETE	100	0	1,200	545	0	0	1,200
01-505-8122 PRISONER MEDICAL	116,868	56,176	84,540	60,699	0	0	84,540
01-505-8123 PRISONER MEDICAL-OUT OF COU	11,183	25,358	12,200	10,631	0	0	12,200
01-505-8124 JAIL FOOD	66,904	71,986	87,000	58,463	0	0	87,000
01-505-8150 INSURANCE EXPENSE	0	0	0	0	0	0	0
01-505-8185 CR CARD INT & LATE FEES	0	0	100	0	0	0	100
01-505-8999 CASH SHORT/LONG	0	0	1,000	0	0	0	1,000
TOTAL MISC EXPENSE	311,280	266,160	341,220	249,893	0	0	341,220

WHEELER COUNTY, TEXAS  
 APPROVED BUDGET  
 AS OF: AUGUST 31ST, 2020

1 -GENERAL FUND  
 AIL

		2019-2020			2020-2021			
DEPARTMENTAL EXPENDITURES		2017-2018 ACTUAL	2018-2019 ACTUAL	CURRENT BUDGET	YEAR-TO-DATE ACTUAL	REESTIMATED ACTUAL	REQUESTED BUDGET DR	APPROVED BUDGET SELECTED
05-8104	JAIL BUILDING EXPENSE	CURRENT YEAR NOTES: REMOVE \$16,830 FOR SMOKE DETECTORS INSTALLED IN FY20						
05-8105	UTILITIES EXPENSE	PERMANENT NOTES: 75% ALLOCATION						
05-8122	PRISIONER MEDICAL	PERMANENT NOTES: INCREASED BUDGET \$33,600 FOR TELESYC SERVICES						
<b>TOTAL JAIL</b>		1,184,139	1,175,164	1,249,509	999,671	0	0	1,251,088

01 -GENERAL FUND  
 TAX A/C

DEPARTMENTAL EXPENDITURES	2017-2018 ACTUAL	2018-2019 ACTUAL	2019-2020			2020-2021	
			CURRENT BUDGET	YEAR-TO-DATE ACTUAL	REESTIMATED ACTUAL	REQUESTED BUDGET DR	APPROVED BUDGET SELECTED
<b>SALARIES &amp; BENEFITS</b>							
01-506-0000 SALARIES-ELECTED	43,799	47,399	47,399	41,474	0	0	47,399
01-506-0005 WAGES-EMPLOYEES	105,548	114,139	116,348	101,804	0	0	116,348
01-506-0008 COMP TAKEN	0	939	0	0	0	0	0
01-506-0010 WAGES-PT	0	2,618	0	0	0	0	0
01-506-0015 OT	0	0	0	0	0	0	0
01-506-0017 VACATION PAY	0	0	0	0	0	0	0
01-506-0020 LONGEVITY	10,268	8,678	11,798	4,028	0	0	5,408
01-506-0025 HEALTH INSURANCE	43,984	38,999	45,452	36,934	0	0	45,112
01-506-0030 DENTAL INSURANCE	995	899	1,060	859	0	0	1,112
01-506-0035 RETIREMENT	14,365	15,640	19,310	14,595	0	0	18,607
01-506-0040 FICA & MEDICARE	11,168	12,103	13,430	10,554	0	0	12,941
01-506-0045 BASIC LIFE	223	225	264	212	0	0	264
01-506-0050 VISION INSURANCE	0	0	276	223	0	0	300
TOTAL SALARIES & BENEFITS	230,349	241,639	255,337	210,684	0	0	247,491
<b>MISC EXPENSE</b>							
01-506-8002 SUPPLIES	9,680	9,095	9,800	6,671	0	0	9,800
01-506-8006 EQUIP RENT & REPAIRS	3,532	4,439	4,675	4,518	0	0	4,300
01-506-8008 TELEPHONE	1,445	1,548	1,600	1,542	0	0	1,600
01-506-8014 DUES & PUBLICATIONS	2,824	1,185	3,500	2,982	0	0	3,500
01-506-8015 OUT-OF-STATE SERVING FEES	1,015	906	900	413	0	0	900
01-506-8023 COMPUTER EXPENSE	17,957	17,460	35,044	24,373	0	0	19,419
01-506-8027 CONF TRAINING OFFICIAL	2,844	3,813	4,500	1,949	0	0	4,500
01-506-8030 CONF & TRAINING STAFF	646	1,540	2,000	1,125	0	0	2,000
01-506-8040 POSTAGE & BOX	10,150	8,096	12,000	9,984	0	0	12,000
01-506-8080 BOND PREMIUM	141	1,460	250	151	0	0	250
01-506-8089 OFFICE RENT - SHAMROCK	7,200	7,200	7,200	6,600	0	0	7,200
01-506-8090 EQUIP PURCH <\$5000	10,273	2,195	0	0	0	0	6,000
01-506-8100 CONTRACT LABOR	1,811	840	2,000	683	0	0	2,000
01-506-8108 TRAVEL	0	0	0	0	0	0	0
01-506-8185 CR CARD INT & LATE FEES	0	0	0	0	0	0	0
TOTAL MISC EXPENSE	69,518	59,779	83,469	60,990	0	0	73,469
506-8080 BOND PREMIUM							
PERMANENT NOTES: Starting in 2017 and every four years afterwards the Bond Prem Exp will need to be increased approx \$3,000.00 for Tax A/C bond.							
TOTAL TAX A/C	299,868	301,418	338,806	271,674	0	0	320,960



-----2020-2021-----  
 APPROVED BUDGET  
 REQUESTED BUDGET  
 DR  
 SELECTED

APARTMENTAL EXPENDITURES	2017-2018 ACTUAL	2018-2019 ACTUAL	CURRENT BUDGET	YEAR-TO-DATE ACTUAL	REESTIMATED ACTUAL	REQUESTED BUDGET	APPROVED BUDGET
01-507-0000 SALARIES-ELECTED	43,799	47,399	47,399	41,474	0	0	47,399
01-507-0005 WAGES-EMPLOYEES	35,814	39,414	39,414	34,487	0	0	39,414
01-507-0010 WAGES-PT	16,093	15,603	18,500	14,120	0	0	18,500
01-507-0015 OT	0	0	0	0	0	0	0
01-507-0017 VACATION PAY	0	0	0	0	0	0	0
01-507-0020 LONGEVITY	7,515	7,875	8,235	7,178	0	0	8,595
01-507-0025 HEALTH INSURANCE	21,992	22,289	22,726	18,932	0	0	22,556
01-507-0030 DENTAL INSURANCE	498	514	530	440	0	0	556
01-507-0035 RETIREMENT	9,290	9,926	12,491	9,621	0	0	12,530
01-507-0040 FICA & MEDICARE	7,794	8,264	8,687	7,273	0	0	8,714
01-507-0045 BASIC LIFE	111	129	132	109	0	0	132
01-507-0050 VISION INSURANCE	0	0	138	112	0	0	150
TOTAL SALARIES & BENEFITS	142,905	151,413	158,252	133,745	0	0	158,546
01-507-8002 SUPPLIES	10,310	2,350	14,000	2,516	0	0	14,000
01-507-8006 EQUIP RENT & REPAIRS	1,957	2,033	5,000	1,787	0	0	5,000
01-507-8008 TELEPHONE	1,857	1,749	2,500	1,493	0	0	2,500
01-507-8014 DUES & PUBLICATIONS	175	175	200	125	0	0	200
01-507-8023 COMPUTER EXPENSE	7,403	15,334	7,000	7,180	0	0	7,000
01-507-8027 CONF TRAINING OFFICIAL	3,026	3,280	4,000	756	0	0	4,000
01-507-8030 CONF & TRAINING STAFF	0	0	500	396	0	0	500
01-507-8040 POSTAGE & BOX	2,332	(61)	3,000	2,060	0	0	3,000
01-507-8080 BOND PREMIUM	91	486	500	175	0	0	500
01-507-8090 EQUIP PURCH <\$5000	0	708	5,000	0	0	0	5,000
01-507-8185 CR CARD INT & LATE FEES	34	0	0	0	0	0	0
01-507-8999 CASH SHORT/OVER	0	0	0	0	0	0	0
TOTAL MISC EXPENSE	27,185	26,054	41,700	16,488	0	0	41,700
TOTAL D CLERK	170,090	177,466	199,952	150,233	0	0	200,246

01 -GENERAL FUND  
 EXTENSION

DEPARTMENTAL EXPENDITURES	2017-2018 ACTUAL	2018-2019 ACTUAL	2019-2020			2020-2021	
			CURRENT BUDGET	YEAR-TO-DATE ACTUAL	REESTIMATED ACTUAL	REQUESTED BUDGET DR	APPROVED BUDGET SELECTED
<b>SALARIES &amp; BENEFITS</b>							
01-508-0000 SALARIES-AGENTS	26,756	23,085	33,603	28,702	0	0	33,603
01-508-0005 WAGES-EMPLOYEES	35,814	39,414	39,414	34,487	0	0	39,414
01-508-0006 TRAVEL ALLOWANCE	0	0	0	0	0	0	0
01-508-0010 WAGES-PT	14,453	15,585	15,600	12,128	0	0	15,600
01-508-0015 OT	0	0	0	0	0	0	0
01-508-0017 VACATION PAY	0	0	0	0	0	0	0
01-508-0020 LONGEVITY	2,713	3,195	3,825	3,038	0	0	4,201
01-508-0025 HEALTH INSURANCE	10,996	11,145	11,363	9,466	0	0	11,278
01-508-0030 DENTAL INSURANCE	249	257	265	220	0	0	278
01-508-0035 RETIREMENT	4,650	5,092	10,169	4,784	0	0	10,210
01-508-0040 FICA & MEDICARE	5,766	5,742	7,072	5,657	0	0	7,101
01-508-0045 BASIC LIFE	56	64	66	54	0	0	66
01-508-0050 VISION INSURANCE	0	0	69	56	0	0	75
TOTAL SALARIES & BENEFITS	101,452	103,579	121,446	98,592	0	0	121,826
<b>CAPITAL OUTLAY</b>							
01-508-1105 VEHICLE PURCHASE	0	44,523	46,000	0	0	0	0
01-508-1111 BUILDING IMPROVEMENTS	0	11,000	0	0	0	0	0
TOTAL CAPITAL OUTLAY	0	55,523	46,000	0	0	0	0
508-1105 VEHICLE PURCHASE							
PERMANENT NOTES: FY2019-PURCHASING NEW HEAVY DUTY DEISEL PICKUP. RB3 TAKING USED PICKUP AND SUPPLING \$30,000 TO EXTENSION BUDGET FOR PURCHASE.							
<b>MISC EXPENSE</b>							
01-508-8002 SUPPLIES	14,992	4,750	11,000	3,312	0	0	10,000
01-508-8006 EQUIP RENT & REPAIRS	1,227	1,324	2,500	1,017	0	0	2,500
01-508-8008 TELEPHONE	2,171	3,658	4,500	3,634	0	0	4,500
01-508-8014 DUES & PUBLICATIONS	611	744	1,000	621	0	0	1,000
01-508-8023 COMPUTER EXPENSE	1,116	1,036	1,500	647	0	0	1,500
01-508-8027 TRAVEL	12,509	6,225	10,000	3,619	0	0	10,000
01-508-8030 CONF & TRAINING STAFF	835	463	850	955	0	0	850
01-508-8040 POSTAGE & BOX	112	176	300	194	0	0	300
01-508-8080 BOND PREMIUM	71	0	175	0	0	0	175
01-508-8087 4-H EXPENSES	5,890	3,890	16,000	3,496	0	0	15,000
01-508-8088 UTILITIES - AGRILIFE	18,541	16,505	15,000	11,102	0	0	15,000
01-508-8090 EQUIP PURCH <\$5000	0	11,748	0	0	0	0	0
01-508-8106 VEHICLE EXPENSE	1,925	4,436	5,000	4,135	0	0	5,000
01-508-8185 CR CARD INT & LATE FEES	108	0	0	0	0	0	0
TOTAL MISC EXPENSE	60,108	54,956	67,825	32,733	0	0	65,825
TOTAL EXTENSION	161,559	214,059	235,271	131,325	0	0	187,651

WHEELER COUNTY, TEXAS  
 APPROVED BUDGET  
 AS OF: AUGUST 31ST, 2020

1 -GENERAL FUND  
 P 2

DEPARTMENTAL EXPENDITURES	2017-2018 ACTUAL	2018-2019 ACTUAL	2019-2020			2020-2021	
			CURRENT BUDGET	YEAR-TO-DATE ACTUAL	REESTIMATED ACTUAL	REQUESTED BUDGET DR	APPROVED BUDGET SELECTED
<b>SALARIES &amp; BENEFITS</b>							
01-509-0000 SALARIES-ELECTED	43,799	47,399	47,399	41,474	0	0	47,399
01-509-0005 WAGES-EMPLOYEES	35,814	78,316	78,317	68,527	0	0	78,317
01-509-0010 WAGES-PT	24,548	6,552	10,000	6,109	0	0	10,000
01-509-0015 OT	0	0	0	0	0	0	0
01-509-0017 VACATION PAY	0	0	0	0	0	0	0
01-509-0020 LONGEVITY	6,180	6,540	7,080	6,180	0	0	7,620
01-509-0025 HEALTH INSURANCE	21,992	32,518	34,089	28,398	0	0	33,834
01-509-0030 DENTAL INSURANCE	498	750	795	661	0	0	834
01-509-0035 RETIREMENT	9,931	12,492	15,708	12,114	0	0	15,767
01-509-0040 FICA & MEDICARE	7,889	10,030	10,924	8,671	0	0	10,966
01-509-0045 BASIC LIFE	111	189	198	163	0	0	198
01-509-0050 VISION INSURANCE	0	0	207	167	0	0	225
TOTAL SALARIES & BENEFITS	150,760	194,786	204,717	172,463	0	0	205,160
<b>MISC EXPENSE</b>							
01-509-8002 SUPPLIES	2,072	1,750	2,650	882	0	0	2,650
01-509-8006 EQUIP RENT & REPAIRS	1,308	1,038	1,800	800	0	0	1,800
01-509-8008 TELEPHONE	4,711	5,230	5,450	5,318	0	0	5,450
01-509-8014 DUES & PUBLICATIONS	210	210	1,000	365	0	0	1,000
01-509-8023 COMPUTER EXPENSE	120	405	500	185	0	0	500
01-509-8027 CONF TRAINING OFFICIAL	760	1,247	2,480	0	0	0	2,480
01-509-8030 CONF & TRAINING STAFF	0	1,411	520	0	0	0	520
01-509-8040 POSTAGE & BOX	2,355	1,282	3,500	524	0	0	3,500
01-509-8080 BOND PREMIUM	0	178	200	0	0	0	200
01-509-8086 AUTOSOPY EXPENSE	8,501	2,662	20,000	3,314	0	0	20,000
01-509-8090 EQUIP PURCH <\$5000	0	0	0	0	0	0	0
01-509-8185 CR CARD INT & LATE FEES	0	0	0	0	0	0	0
01-509-8999 CASH SHORT/OVER	0	0	0	0	0	0	0
TOTAL MISC EXPENSE	20,037	15,413	38,100	11,388	0	0	38,100
<b>TOTAL JP 2</b>	<b>170,797</b>	<b>210,199</b>	<b>242,817</b>	<b>183,852</b>	<b>0</b>	<b>0</b>	<b>243,260</b>

01 -GENERAL FUND  
 BLDG MAIN/FAC

DEPARTMENTAL EXPENDITURES	2017-2018 ACTUAL	2018-2019 ACTUAL	2019-2020			2020-2021	
			CURRENT BUDGET	YEAR-TO-DATE ACTUAL	REESTIMATED ACTUAL	REQUESTED BUDGET DR	APPROVED BUDGET SELECTED
<b>SALARIES &amp; BENEFITS</b>							
01-510-0000 SALARIES-ELECTED	0	0	0	0	0	0	0
01-510-0005 WAGES-EMPLOYEES	4,752	39,414	39,414	34,487	0	0	43,218
01-510-0010 WAGES-PT	24,578	19,890	15,000	12,992	0	0	15,000
01-510-0015 OT	0	0	0	0	0	0	0
01-510-0020 LONGEVITY	0	30	210	165	0	0	390
01-510-0025 HEALTH INSURANCE	0	11,145	11,363	9,466	0	0	11,278
01-510-0030 DENTAL INSURANCE	0	257	265	220	0	0	278
01-510-0035 RETIREMENT	2,640	5,351	5,986	4,754	0	0	6,404
01-510-0040 FICA & MEDICARE	2,435	4,572	4,163	3,666	0	0	4,454
01-510-0045 BASIC LIFE	0	64	66	54	0	0	66
01-510-0050 VISION INSURANCE	0	0	69	0	0	0	75
TOTAL SALARIES & BENEFITS	34,405	80,723	76,536	65,804	0	0	81,163
<b>CAPITAL OUTLAY</b>							
01-510-1111 CAPITAL EXPENSES	0	0	0	0	0	0	0
01-510-1112 SHAMROCK ANNEX	0	0	400,000	0	0	0	400,000
TOTAL CAPITAL OUTLAY	0	0	400,000	0	0	0	400,000

510-1112 SHAMROCK ANNEX

PERMANENT NOTES:  
 ANTICIPATED SHAMROCK ANNEX BUILDING TO BEGIN CONSTRUCTION  
 AFTER PROPERTY PURCHASE.

**MISC EXPENSE**

01-510-8002 SUPPLIES	1,778	1,708	6,529	446	0	0	5,000
01-510-8006 EQUIP RENT & REPAIRS	1,194	0	2,000	0	0	0	2,000
01-510-8008 TELEPHONE	0	0	0	0	0	0	0
01-510-8014 DUES & PUBLICATIONS	3,018	3,175	4,400	1,930	0	0	4,400
01-510-8023 COMPUTER/INTERNET EXPENSE	69,502	62,455	65,000	64,872	0	0	85,000
01-510-8027 CONF TRAINING OFFICIAL	0	0	0	0	0	0	0
01-510-8030 CONF & TRAINING STAFF	0	0	2,961	2,961	0	0	2,961
01-510-8031 AGRILIFE BUILDING EXPENSE	5,187	22,066	60,000	7,532	0	0	50,000
01-510-8032 EXT BUILDING EXPENSE	3,976	1,403	146,500	90	0	0	147,000
01-510-8033 JP BLDG EXPENSE	1,701	18,436	5,150	2,060	0	0	5,150
01-510-8034 COURTHOUSE BLDG EXPENSE	83,247	45,635	200,000	30,081	0	0	150,000
01-510-8035 PROBATION BLDG EXPENSE	2,200	2,581	2,800	2,699	0	0	2,800
01-510-8040 POSTAGE & BOX	0	0	20	0	0	0	20
01-510-8050 COUNTYWIDE EXPENSE	1,446	88	6,500	6,160	0	0	6,000
01-510-8080 BOND PREMIUM	0	0	0	0	0	0	0
01-510-8090 EQUIP PURCH <\$5000	0	6,515	5,000	0	0	0	5,000
01-510-8100 CONTRACT LABOR	0	0	0	0	0	0	0
01-510-8107 GAS & OIL EXPENSE	0	123	1,500	264	0	0	1,500
01-510-8185 CR CARD INT & LATE FEES	0	0	210	0	0	0	210
01-510-8400 COURTHOUSE - UTILITIES	25,404	21,676	23,000	16,036	0	0	23,000
01-510-8431 ANNEX - UTILITIES	3,083	5,512	5,200	4,986	0	0	5,200
01-510-8432 EXTENSION - UTILITIES	0	0	350	0	0	0	350
01-510-8433 JP 1 BLDG UTILITIES	2,628	1,636	2,000	1,399	0	0	2,000
01-510-8434 JP 2 BLDG UTILITIES	5,673	4,405	5,500	3,549	0	0	5,500

WHEELER COUNTY, TEXAS  
 APPROVED BUDGET  
 AS OF: AUGUST 31ST, 2020

1 -GENERAL FUND  
 LDG MAIN/FAC

DEPARTMENTAL EXPENDITURES	2017-2018 ACTUAL	2018-2019 ACTUAL	2019-2020			2020-2021	
			CURRENT BUDGET	YEAR-TO-DATE ACTUAL	REESTIMATED ACTUAL	REQUESTED BUDGET DR	APPROVED BUDGET SELECTED
01-510-8435 PROB BLDG UTILITIES	2,536	2,572	2,500	2,016	0	0	2,500
01-510-8436 WEIGH STATION UTILITIES	11,149	11,751	10,000	10,485	0	0	10,000
01-510-8437 WEIGH STATION EXPENSES	5,923	1,440	2,000	214	0	0	2,000
TOTAL MISC EXPENSE	229,644	213,178	559,120	157,781	0	0	517,591
10-8023 COMPUTER/INTERNET EXPENSE			PERMANENT NOTES: INCREASE \$16,000 FOR TAC CIRA PLAN #4 FOR OFFICE. WILL IMPROVE EMAIL SERVICE AND ALL COURTHOUSE COMPUTERS WILL BE ON THE SAME VERSION OF MICROSOFT OFFICE.				
10-8032 EXT BUILDING EXPENSE			CURRENT YEAR NOTES: CHANGE BUDGET BACK TO \$9,300 (FY2021)				
10-8034 COURTHOUSE BLDG EXPENSE			PERMANENT NOTES: 2018-19 BUDGETING \$250,000 FOR ROOF REPAIR, COURTHOUSE PAINTING, AND OTHER MISC REPAIRS.				
TOTAL BLDG MAIN/FAC	264,049	293,901	1,035,656	223,585	0	0	998,754

01 -GENERAL FUND  
 CON #1

DEPARTMENTAL EXPENDITURES	2017-2018 ACTUAL	2018-2019 ACTUAL	2019-2020			2020-2021	
			CURRENT BUDGET	YEAR-TO-DATE ACTUAL	REESTIMATED ACTUAL	REQUESTED BUDGET DR	APPROVED BUDGET SELECTED
<b>SALARIES &amp; BENEFITS</b>							
01-511-0000 SALARIES-ELECTED	7,320	10,920	10,920	9,555	0	0	10,920
01-511-0005 WAGES-EMPLOYEES	0	0	0	0	0	0	0
01-511-0010 WAGES-PT	0	0	0	0	0	0	0
01-511-0015 OT	0	0	0	0	0	0	0
01-511-0020 LONGEVITY	1,575	1,755	1,935	1,688	0	0	2,115
01-511-0025 HEALTH INSURANCE	0	0	0	0	0	0	11,278
01-511-0030 DENTAL INSURANCE	0	0	0	0	0	0	278
01-511-0035 RETIREMENT	801	1,141	1,415	1,114	0	0	1,434
01-511-0040 FICA & MEDICARE	681	970	984	860	0	0	998
01-511-0045 BASIC LIFE	0	0	65	0	0	0	66
01-511-0050 VISION INSURANCE	0	0	0	0	0	0	75
TOTAL SALARIES & BENEFITS	10,376	14,786	15,319	13,217	0	0	27,164
<b>MISC EXPENSE</b>							
01-511-8002 SUPPLIES	0	0	1,000	0	0	0	1,000
01-511-8006 EQUIP RENT & REPAIRS	0	0	0	0	0	0	0
01-511-8008 TELEPHONE	0	0	250	0	0	0	250
01-511-8014 DUES & PUBLICATIONS	0	0	500	60	0	0	500
01-511-8023 COMPUTER EXPENSE	0	0	0	0	0	0	0
01-511-8027 CONF TRAINING OFFICIAL	0	0	1,500	0	0	0	1,500
01-511-8030 CONF & TRAINING STAFF	0	0	0	0	0	0	0
01-511-8040 POSTAGE & BOX	0	0	0	0	0	0	0
01-511-8080 BOND PREMIUM	0	0	178	0	0	0	178
01-511-8090 EQUIP PURCH <\$5000	0	0	822	0	0	0	822
01-511-8106 VEHICLE EXPENSE	0	0	1,000	739	0	0	1,000
01-511-8107 FUEL & OIL	0	0	1,000	172	0	0	1,000
01-511-8185 CR CARD INT & LATE FEES	0	0	0	0	0	0	0
TOTAL MISC EXPENSE	0	0	6,250	971	0	0	6,250
<b>TOTAL CON #1</b>	<b>10,376</b>	<b>14,786</b>	<b>21,569</b>	<b>14,188</b>	<b>0</b>	<b>0</b>	<b>33,414</b>

DEPARTMENTAL EXPENDITURES  
 2017-2018 ACTUAL  
 2018-2019 ACTUAL  
 CURRENT YEAR-TO-DATE ACTUAL  
 2019-2020 ACTUAL  
 REESTIMATED ACTUAL  
 REQUESTED BUDGET  
 APPROVED BUDGET  
 DR  
 SELECTED

DEPARTMENTAL EXPENDITURES	2017-2018 ACTUAL	2018-2019 ACTUAL	CURRENT YEAR-TO-DATE ACTUAL	2019-2020 ACTUAL	REESTIMATED ACTUAL	REQUESTED BUDGET	APPROVED BUDGET
LABORERS & BENEFITS	43,799	47,399	47,399	41,474	41,474	0	47,399
01-512-0000 SALARIES-ELECTED	35,814	39,489	39,414	34,487	34,487	0	39,414
01-512-0005 WAGES-EMPLOYEES	5,351	2,655	6,000	3,649	3,649	0	6,000
01-512-0010 WAGES-PT	0	0	0	0	0	0	0
01-512-0015 OT	0	0	0	0	0	0	0
01-512-0017 VACATION PAY	0	0	0	0	0	0	0
01-512-0020 LONGEVITY	3,015	3,375	3,735	3,263	3,263	0	4,095
01-512-0025 HEALTH INSURANCE	21,992	22,289	22,726	18,932	18,932	0	22,556
01-512-0030 DENTAL INSURANCE	498	514	530	440	440	0	556
01-512-0035 RETIREMENT	7,552	8,305	10,621	8,190	8,190	0	10,660
01-512-0040 FICA & MEDICARE	6,722	7,108	7,386	6,273	6,273	0	7,414
01-512-0045 BASIC LIFE	111	129	132	109	109	0	132
01-512-0050 VISION INSURANCE	0	0	138	112	112	0	150
TOTAL SALARIES & BENEFITS	124,854	131,262	138,081	116,928	116,928	0	138,376
ISC EXPENSE	1,821	1,788	4,000	527	527	0	4,000
01-512-8002 SUPPLIES	2,499	2,335	5,000	2,458	2,458	0	5,000
01-512-8006 EQUIP RENT & REPAIRS	3,323	3,318	4,200	2,836	2,836	0	4,200
01-512-8008 TELEPHONE	356	320	1,000	355	355	0	1,000
01-512-8014 DUES & PUBLICATIONS	425	233	2,000	1,235	1,235	0	2,000
01-512-8023 COMPUTER EXPENSE	807	1,417	2,000	315	315	0	2,000
01-512-8027 CONF TRAINING OFFICIAL	1,117	348	1,500	0	0	0	1,500
01-512-8030 CONF & TRAINING STAFF	351	381	2,000	64	64	0	2,000
01-512-8040 POSTAGE & BOX	0	275	500	0	0	0	500
01-512-8080 BOND PREMIUM	3,020	8,592	15,000	0	0	0	15,000
01-512-8086 AUTOPSY EXPENSE	0	0	0	0	0	0	0
01-512-8090 EQUIP PURCH <\$5000	0	0	0	0	0	0	0
01-512-8185 CR CARD INT & LATE FEES	0	0	0	0	0	0	0
01-512-8999 CASH SHORT/OVER	0	0	0	0	0	0	0
TOTAL MISC EXPENSE	13,719	19,007	37,200	7,791	7,791	0	37,200
TOTAL JPI	138,573	150,269	175,281	124,718	124,718	0	175,576

01 -GENERAL FUND  
 EMERG MGMT

DEPARTMENTAL EXPENDITURES	2017-2018 ACTUAL	2018-2019 ACTUAL	2019-2020			2020-2021	
			CURRENT BUDGET	YEAR-TO-DATE ACTUAL	REESTIMATED ACTUAL	REQUESTED BUDGET DR	APPROVED BUDGET SELECTED
<b>SALARIES &amp; BENEFITS</b>							
01-513-0000 SALARIES-APPOINTED	35,814	39,414	39,414	34,487	0	0	39,414
01-513-0005 WAGES-EMPLOYEES	0	0	0	0	0	0	0
01-513-0010 WAGES-PT	0	0	0	0	0	0	0
01-513-0015 OT	0	0	0	0	0	0	0
01-513-0017 VACATION PAY	0	0	0	0	0	0	0
01-513-0020 LONGEVITY	1,890	2,070	2,250	1,958	0	0	2,430
01-513-0025 HEALTH INSURANCE	10,996	11,145	11,363	9,466	0	0	11,278
01-513-0030 DENTAL INSURANCE	249	257	265	220	0	0	278
01-513-0035 RETIREMENT	3,399	3,743	4,583	3,614	0	0	4,603
01-513-0040 FICA & MEDICARE	2,858	3,158	3,188	2,792	0	0	3,202
01-513-0045 BASIC LIFE	52	42	66	36	0	0	66
01-513-0050 VISION INSURANCE	0	0	69	56	0	0	75
TOTAL SALARIES & BENEFITS	55,258	59,828	61,198	52,628	0	0	61,346
<b>MISC EXPENSE</b>							
01-513-8002 SUPPLIES	2,085	2,712	1,875	1,629	0	0	1,200
01-513-8006 EQUIP RENT & REPAIRS	0	0	0	0	0	0	0
01-513-8008 TELEPHONE	10,247	230	300	193	0	0	300
01-513-8014 DUES & PUBLICATIONS	100	175	175	175	0	0	175
01-513-8023 COMPUTER EXPENSE	88	1,916	3,050	3,002	0	0	1,800
01-513-8027 CONF TRAINING OFFICIAL	242	549	500	480	0	0	500
01-513-8030 CONF & TRAINING STAFF	0	223	0	0	0	0	0
01-513-8035 TRAVEL	2,329	1,250	2,000	808	0	0	2,000
01-513-8040 POSTAGE & BOX	56	64	64	64	0	0	64
01-513-8080 BOND PREMIUM	0	0	0	0	0	0	0
01-513-8090 EQUIP PURCH <\$5000	0	0	0	0	0	0	0
TOTAL MISC EXPENSE	15,146	7,119	7,964	6,351	0	0	6,039
513-8008 TELEPHONE							
PERMANENT NOTES: AT&T 806-143-2003							
TOTAL EMERG MGMT	70,404	66,947	69,162	58,979	0	0	67,385



WHEELER COUNTY, TEXAS  
 APPROVED BUDGET  
 AS OF: AUGUST 31ST, 2020

1 -GENERAL FUND  
 A

DEPARTMENTAL EXPENDITURES	2017-2018 ACTUAL	2018-2019 ACTUAL	2019-2020			2020-2021	
			CURRENT BUDGET	YEAR-TO-DATE ACTUAL	REESTIMATED ACTUAL	REQUESTED BUDGET DR	APPROVED BUDGET SELECTED
<b>ALARIES &amp; BENEFITS</b>							
01-514-0000 SALARIES-APPOINTED	1,487	0	8,920	0	0	0	8,920
01-514-0005 WAGES-EMPLOYEES	0	0	0	0	0	0	0
01-514-0006 TRAVEL ALLOWANCE	40	0	240	0	0	0	240
01-514-0010 WAGES-PT	0	0	0	0	0	0	0
01-514-0015 OT	0	0	0	0	0	0	0
01-514-0020 LONGEVITY	0	0	0	0	0	0	0
01-514-0025 HEALTH INSURANCE	0	0	0	0	0	0	0
01-514-0030 DENTAL INSURANCE	0	0	0	0	0	0	0
01-514-0035 RETIREMENT	137	0	982	0	0	0	982
01-514-0040 FICA & MEDICARE	117	0	683	0	0	0	683
01-514-0045 BASIC LIFE	0	0	0	0	0	0	0
01-514-0050 VISION INSURANCE	0	0	0	0	0	0	0
TOTAL SALARIES & BENEFITS	1,781	0	10,825	0	0	0	10,825
<b>MISC EXPENSE</b>							
01-514-8002 SUPPLIES	0	0	0	0	0	0	0
01-514-8006 EQUIP RENT & REPAIRS	0	0	0	0	0	0	0
01-514-8008 TELEPHONE	625	630	800	528	0	0	800
01-514-8014 DUES & PUBLICATIONS	0	0	0	0	0	0	0
01-514-8023 COMPUTER EXPENSE	0	0	350	0	0	0	350
01-514-8027 CONF TRAINING OFFICIAL	0	0	800	0	0	0	800
01-514-8030 CONF & TRAINING STAFF	0	0	0	0	0	0	0
01-514-8040 POSTAGE & BOX	0	0	0	0	0	0	0
01-514-8080 BOND PREMIUM	0	0	0	0	0	0	0
01-514-8090 EQUIP PURCH <\$5000	0	0	0	0	0	0	0
TOTAL MISC EXPENSE	625	630	1,950	528	0	0	1,950
<b>TOTAL VA</b>	<b>2,406</b>	<b>630</b>	<b>12,775</b>	<b>528</b>	<b>0</b>	<b>0</b>	<b>12,775</b>

01 -GENERAL FUND  
 31ST DC

DEPARTMENTAL EXPENDITURES	2017-2018 ACTUAL	2018-2019 ACTUAL	2019-2020			2020-2021	
			CURRENT BUDGET	YEAR-TO-DATE ACTUAL	REESTIMATED ACTUAL	REQUESTED BUDGET DR	APPROVED BUDGET SELECTED
<b>SALARIES &amp; BENEFITS</b>							
01-515-0000 SALARIES-ELECTED	1,550	1,550	1,550	1,291	0	0	1,550
01-515-0005 WAGES-EMPLOYEES	33,890	35,425	37,153	32,508	0	0	37,153
01-515-0010 WAGES-PT	0	0	0	0	0	0	0
01-515-0015 OT	0	0	0	0	0	0	0
01-515-0020 LONGEVITY	5,070	5,610	6,150	5,363	0	0	6,690
01-515-0025 HEALTH INSURANCE	6,840	7,056	7,300	7,380	0	0	8,000
01-515-0030 DENTAL INSURANCE	0	0	159	0	0	0	159
01-515-0035 RETIREMENT	3,646	3,868	4,934	3,897	0	0	4,994
01-515-0040 FICA & MEDICARE	3,099	3,288	3,432	3,004	0	0	3,473
01-515-0045 BASIC LIFE	0	0	40	0	0	0	40
01-515-0050 VISION INSURANCE	0	0	42	0	0	0	42
TOTAL SALARIES & BENEFITS	54,095	56,796	60,760	53,443	0	0	62,101
<b>MISC EXPENSE</b>							
01-515-8002 SUPPLIES	1,652	718	10,000	461	0	0	10,000
01-515-8006 EQUIP RENT & REPAIRS	108	146	1,000	184	0	0	1,000
01-515-8008 TELEPHONE	3,428	3,627	6,200	3,248	0	0	6,200
01-515-8014 DUES & PUBLICATIONS	1,388	905	3,000	997	0	0	3,000
01-515-8023 COMPUTER EXPENSE	5,973	6,183	4,500	2,979	0	0	4,500
01-515-8027 CONF TRAINING OFFICIAL	1,254	60	0	0	0	0	0
01-515-8030 CONF & TRAINING STAFF	1,664	3,233	9,500	1,427	0	0	9,500
01-515-8035 TRAVEL	7,604	6,446	6,000	2,986	0	0	6,000
01-515-8040 POSTAGE & BOX	298	220	500	120	0	0	500
01-515-8080 BOND PREMIUM	0	0	0	0	0	0	0
01-515-8090 EQUIP PURCH <\$5000	0	0	30,000	0	0	0	30,000
01-515-8201 CONTRACT COURT REPORTER-DIS	0	700	4,000	0	0	0	4,000
01-515-8202 STATEMENT OF FACTS	2,261	0	30,000	6,481	0	0	30,000
01-515-8203 JUROR QUESTIONNAIRES	0	0	500	0	0	0	500
01-515-8204 JUDICIAL INSURANCE	0	0	4,000	0	0	0	4,000
TOTAL MISC EXPENSE	25,630	22,238	109,200	18,883	0	0	109,200
<b>TOTAL 31ST DC</b>	<b>79,725</b>	<b>79,035</b>	<b>169,960</b>	<b>72,327</b>	<b>0</b>	<b>0</b>	<b>171,301</b>

WHEELER COUNTY, TEXAS  
 APPROVED BUDGET  
 AS OF: AUGUST 31ST, 2020

GENERAL FUND  
 ) ATTY

DEPARTMENTAL EXPENDITURES	2017-2018 ACTUAL	2018-2019 ACTUAL	2019-2020			2020-2021	
			CURRENT BUDGET	YEAR-TO-DATE ACTUAL	REESTIMATED ACTUAL	REQUESTED BUDGET DR	APPROVED BUDGET SELECTED
<b>SALARIES &amp; BENEFITS</b>							
01-516-0000 SALARIES-ELECTED	73,418	77,407	81,686	71,475	0	0	77,019
01-516-0005 WAGES-EMPLOYEES	35,814	39,414	39,414	34,487	0	0	39,414
01-516-0008 COMP TAKEN	0	0	0	0	0	0	0
01-516-0010 WAGES-PT	0	0	0	0	0	0	0
01-516-0015 OT	0	0	0	0	0	0	0
01-516-0017 VACATION PAY	0	0	0	0	0	0	0
01-516-0020 LONGEVITY	1,095	1,455	1,815	1,568	0	0	2,175
01-516-0025 HEALTH INSURANCE	21,992	22,289	22,726	18,932	0	0	22,556
01-516-0030 DENTAL INSURANCE	498	514	530	440	0	0	556
01-516-0035 RETIREMENT	9,929	10,645	13,008	10,651	0	0	13,311
01-516-0040 FICA & MEDICARE	7,572	8,276	9,046	7,415	0	0	9,258
01-516-0045 BASIC LIFE	111	129	132	109	0	0	132
01-516-0050 VISION INSURANCE	0	0	138	112	0	0	150
TOTAL SALARIES & BENEFITS	150,430	160,129	168,495	145,187	0	0	164,571
<b>ISC EXPENSE</b>							
01-516-8002 SUPPLIES	7,863	5,548	9,000	6,561	0	0	9,000
01-516-8006 EQUIP RENT & REPAIRS	0	0	1,000	0	0	0	1,000
01-516-8008 TELEPHONE	2,434	2,291	2,800	2,125	0	0	2,800
01-516-8014 DUES & PUBLICATIONS	365	365	922	531	0	0	922
01-516-8023 COMPUTER EXPENSE	15,498	16,862	14,000	12,425	0	0	14,000
01-516-8027 CONF TRAINING OFFICIAL	1,510	4,460	4,500	2,295	0	0	4,500
01-516-8030 CONF & TRAINING STAFF	2,370	1,012	2,000	0	0	0	2,000
01-516-8040 POSTAGE & BOX	92	94	100	94	0	0	100
01-516-8080 BOND PREMIUM	0	0	0	0	0	0	0
01-516-8090 EQUIP PURCH <\$5000	0	0	1,500	0	0	0	1,500
01-516-8185 CR CARD INT & LATE FEES	31	0	100	0	0	0	100
TOTAL MISC EXPENSE	30,163	30,632	35,922	24,031	0	0	35,922
<b>TOTAL CO ATTY</b>	<b>180,592</b>	<b>190,761</b>	<b>204,417</b>	<b>169,218</b>	<b>0</b>	<b>0</b>	<b>200,493</b>

01 -GENERAL FUND  
 AUDITOR

DEPARTMENTAL EXPENDITURES	2017-2018 ACTUAL	2018-2019 ACTUAL	2019-2020			2020-2021	
			CURRENT BUDGET	YEAR-TO-DATE ACTUAL	REESTIMATED ACTUAL	REQUESTED BUDGET DR	APPROVED BUDGET SELECTED
<b>SALARIES &amp; BENEFITS</b>							
01-517-0000 SALARIES-APPOINTED	76,188	80,325	81,932	71,690	0	0	81,932
01-517-0005 WAGES-EMPLOYEES	0	0	0	0	0	0	0
01-517-0008 COMP TAKEN	0	0	0	0	0	0	0
01-517-0010 WAGES-PT	0	0	2,500	0	0	0	2,500
01-517-0015 OT	0	0	0	0	0	0	0
01-517-0020 LONGEVITY	195	375	555	473	0	0	735
01-517-0025 HEALTH INSURANCE	10,996	11,145	11,363	9,466	0	0	11,278
01-517-0030 DENTAL INSURANCE	249	257	265	220	0	0	278
01-517-0035 RETIREMENT	6,874	7,263	9,349	7,147	0	0	9,369
01-517-0040 FICA & MEDICARE	5,096	5,418	6,502	4,624	0	0	6,516
01-517-0045 BASIC LIFE	56	64	66	54	0	0	66
01-517-0050 VISION INSURANCE	0	0	69	56	0	0	75
TOTAL SALARIES & BENEFITS	99,654	104,848	112,601	93,730	0	0	112,749
<b>MISC EXPENSE</b>							
01-517-8002 SUPPLIES	3,954	939	4,000	592	0	0	4,000
01-517-8006 EQUIP RENT & REPAIRS	0	0	1,200	0	0	0	1,200
01-517-8008 TELEPHONE	0	0	1,000	0	0	0	1,000
01-517-8014 DUES & PUBLICATIONS	278	175	400	175	0	0	400
01-517-8023 COMPUTER EXPENSE	8,546	11,592	10,500	7,904	0	0	10,500
01-517-8027 CONF TRAINING OFFICIAL	2,882	3,343	2,500	1,870	0	0	2,500
01-517-8030 CONF & TRAINING STAFF	0	0	0	0	0	0	0
01-517-8040 POSTAGE & BOX	32	68	1,200	0	0	0	1,200
01-517-8080 BOND PREMIUM	100	100	100	100	0	0	100
01-517-8090 EQUIP PURCH <\$5000	0	0	0	0	0	0	0
01-517-8108 TRAVEL	0	0	1,650	0	0	0	1,650
TOTAL MISC EXPENSE	15,792	16,217	22,550	10,641	0	0	22,550
<b>TOTAL AUDITOR</b>	<b>115,446</b>	<b>121,065</b>	<b>135,151</b>	<b>104,372</b>	<b>0</b>	<b>0</b>	<b>135,299</b>

GENERAL FUND  
 CONSTABLE #2

DEPARTMENTAL EXPENDITURES  
 2017-2018 ACTUAL 2018-2019 ACTUAL CURRENT YEAR-TO-DATE ACTUAL 2019-2020 ACTUAL  
 (-----) 2020-2021 REQUESTED BUDGET DR BUDGET SELECTED

CONSTABLE #2	2017-2018 ACTUAL	2018-2019 ACTUAL	CURRENT YEAR-TO-DATE ACTUAL	2019-2020 ACTUAL	2020-2021 REQUESTED BUDGET	DR BUDGET	BUDGET SELECTED
SALARIES & BENEFITS	11,004	14,604	14,604	12,779	0	0	47,399
01-518-0000 SALARIES - ELECTED	0	0	0	0	0	0	0
01-518-0015 OT	0	0	0	0	0	0	0
01-518-0020 LONGEVITY	855	1,035	1,215	1,058	0	0	1,395
01-518-0025 HEALTH INSURANCE	0	0	0	0	0	0	11,278
01-518-0030 DENTAL INSURANCE	0	0	115	95	0	0	278
01-518-0035 RETIREMENT	1,067	1,407	1,741	1,371	0	0	5,368
01-518-0040 FICA & MEDICARE	897	1,184	1,211	1,033	0	0	3,733
01-518-0045 BASIC LIFE	9	12	26	10	0	0	66
01-518-0050 VISION INSURANCE	0	0	30	27	0	0	75
TOTAL SALARIES & BENEFITS	13,831	18,242	18,942	16,372	0	0	69,592
CAPITAL OUTLAY	0	50,158	0	0	0	0	0
01-518-1105 VEHICLE PURCHASES	0	50,158	0	0	0	0	0
TOTAL CAPITAL OUTLAY	0	50,158	0	0	0	0	0
ISC EXPENSE	175	0	1,000	125	0	0	1,000
01-518-8002 SUPPLIES	0	0	0	0	0	0	0
01-518-8006 EQUIP RENT & REPAIRS	0	293	2,000	0	0	0	2,000
01-518-8008 TELEPHONE	0	0	250	0	0	0	250
01-518-8014 DUES & PUBLICATIONS	60	60	750	0	0	0	750
01-518-8023 COMPUTER EXPENSE	0	0	250	0	0	0	250
01-518-8027 CONF & TRAINING OFFICIAL	439	932	1,500	60	0	0	1,500
01-518-8028 CONFERENCE/TRAINING-LEOSE	0	0	0	0	0	0	0
01-518-8040 POSTAGE & BOX RENT	0	0	200	0	0	0	200
01-518-8080 BOND PREMIUM	0	0	0	0	0	0	0
01-518-8090 EQUIP PURCH <\$5000	0	0	5,916	0	0	0	5,916
01-518-8106 VEHICLE EXPENSE	1,003	2,642	2,500	1,442	0	0	2,500
01-518-8107 FUEL	3,791	4,631	5,000	3,242	0	0	5,000
01-518-8185 CR CARD INT & LATE FEE	32	0	0	0	0	0	0
TOTAL MISC EXPENSE	5,500	8,557	19,366	4,869	0	0	19,366
TOTAL CONSTABLE #2	19,331	76,958	38,308	21,241	0	0	88,958

WHEELER COUNTY, TEXAS  
 APPROVED BUDGET  
 AS OF: AUGUST 31ST, 2020

01 -GENERAL FUND  
 SAFETY CONTROL

DEPARTMENTAL EXPENDITURES	2017-2018 ACTUAL	2018-2019 ACTUAL	2019-2020			2020-2021	
			CURRENT BUDGET	YEAR-TO-DATE ACTUAL	REESTIMATED ACTUAL	REQUESTED BUDGET DR	APPROVED BUDGET SELECTED
<b>SALARIES &amp; BENEFITS</b>							
01-519-0005 WAGES - EMPLOYEES	19,000	19,000	19,000	16,625	0	0	0
01-519-0015 OT	0	0	0	0	0	0	0
01-519-0030 DENTAL INSURANCE	0	0	150	115	0	0	0
01-519-0035 RETIREMENT	1,710	1,710	2,090	1,647	0	0	0
01-519-0040 FICA & MEDICARE	1,436	1,438	1,454	1,241	0	0	0
01-519-0045 BASIC LIFE	14	14	40	12	0	0	0
01-519-0050 VISION INSURANCE	0	0	39	32	0	0	0
TOTAL SALARIES & BENEFITS	22,160	22,162	22,773	19,672	0	0	0
<b>MISC EXPENSE</b>							
01-519-8090 EQUIP PURCH <\$5000	0	0	0	0	0	0	0
TOTAL MISC EXPENSE	0	0	0	0	0	0	0
<b>TOTAL SAFETY CONTROL</b>	<b>22,160</b>	<b>22,162</b>	<b>22,773</b>	<b>19,672</b>	<b>0</b>	<b>0</b>	<b>0</b>

WHEELER COUNTY, TEXAS  
 APPROVED BUDGET  
 AS OF: AUGUST 31ST, 2020

1 -GENERAL FUND  
 0N DEPARTMENTAL

DEPARTMENTAL EXPENDITURES	2017-2018 ACTUAL	2018-2019 ACTUAL	2019-2020		2020-2021		APPROVED BUDGET SELECTED
			CURRENT BUDGET	YEAR-TO-DATE ACTUAL	REESTIMATED ACTUAL	REQUESTED BUDGET DR	
<b>SALARIES &amp; BENEFITS</b>							
01-599-0000 TRANSFERS OUT	0	0	500,000	0	0	0	200,000
01-599-0035 RETIREMENT	50,000	50,000	0	0	0	0	0
TOTAL SALARIES & BENEFITS	50,000	50,000	500,000	0	0	0	200,000
99-0035 RETIREMENT							
PERMANENT NOTES: THIS IS A NON-TRANSFERABLE BALANCE. THESE FUNDS TO ONLY BE EXPENDED SHOULD EXCESS REVENUE BE AVAILABLE AT FISCAL YEAR END.							
<b>CAPITAL OUTLAY</b>							
01-599-1000 CAPITAL PURCHASE	16,034	( 3,250)	33,446	33,446	0	0	33,446
01-599-1999 DEPRECIATION EXPENSE	0	0	0	0	0	0	0
TOTAL CAPITAL OUTLAY	16,034	( 3,250)	33,446	33,446	0	0	33,446
<b>ISC EXPENSE</b>							
01-599-8000 LOSS CONTROL	772	756	1,000	312	0	0	1,000
01-599-8014 DUES & PUBLICATIONS	5,669	3,782	4,500	4,560	0	0	4,500
01-599-8185 FINANCE CHG & LATE FEES	0	0	0	0	0	0	0
01-599-8300 JURY EXPENSE	2,681	3,310	6,750	619	0	0	8,000
01-599-8301 LAW LIBRARY EXPENSE	0	0	0	0	0	0	0
01-599-8302 AIR MED CARE NETWORK	4,291	3,921	4,500	4,742	0	0	4,500
01-599-8303 LEGAL FEES	3,639	1,177	5,000	0	0	0	5,000
01-599-8304 CONTRACT CT REPORTER-COUNTY	0	0	1,000	0	0	0	1,000
01-599-8305 PROBATION DEPT	43,976	44,097	104,000	43,923	0	0	104,000
01-599-8306 DISTRICT ATTORNEY OFFICE	32,538	32,115	37,086	37,086	0	0	37,086
01-599-8307 INDIGENT DEFENSE-COUNTY	27,095	14,666	41,600	6,883	0	0	41,600
01-599-8308 CAPITAL CASE EXPENSE	3,255	3,255	3,500	2,486	0	0	3,500
01-599-8309 INDIGENT DEFENSE DISTRICT	53,072	30,869	50,000	1,509	0	0	50,000
01-599-8310 BIDS, ADVERTISING, NOTICES	189	0	1,000	0	0	0	1,000
01-599-8311 INDIGENT DEFENSE OTHER EXP	2,414	575	1,500	349	0	0	1,500
01-599-8312 INTERPRETER SERVICE	645	360	3,000	0	0	0	3,000
01-599-8313 INDIGENT DEFENSE CPS	6,220	12,808	8,500	6,318	0	0	8,500
01-599-8314 INDIGENT DEFENSE-UNINDICTED	24,550	23,050	14,900	12,390	0	0	14,900
01-599-8315 ATTORNEY AD LITEM	0	0	0	0	0	0	0
01-599-8316 CONTRACT REPORTER-CPS	0	0	500	0	0	0	1,000
01-599-8317 31ST DIST COURT EXPENSE	0	0	2,850	2,812	0	0	1,100
01-599-8319 COUNTY WASTE DISPOSAL	0	0	0	0	0	0	0
01-599-8320 BUILDING RENTAL	4,950	5,400	6,000	4,950	0	0	6,000
01-599-8321 BUILDING MAINTENANCE	0	0	0	0	0	0	0
01-599-8322 BUILDING UTILITIES	0	0	0	0	0	0	0
01-599-8323 COMPUTER EXPENSE	0	0	0	0	0	0	0
01-599-8330 PAUPER BURIAL/ CO AID	27,593	22,550	30,000	19,595	0	0	30,000
01-599-8331 SHAMROCK DISPATCH	64,250	0	0	0	0	0	0
01-599-8332 MENTAL COMMITMENTS	4,508	1,948	6,000	4,761	0	0	6,000
01-599-8335 DISASTER FUNDS	0	0	20,000	0	0	0	20,000
01-599-8340 RURAL VFD	142,026	150,754	200,000	126,606	0	0	200,000
01-599-8350 AMBULANCE SERVICE	137,204	204,114	30,000	9,307	0	0	30,000

01 -GENERAL FUND  
 NON DEPARTMENTAL

DEPARTMENTAL EXPENDITURES	2017-2018 ACTUAL	2018-2019 ACTUAL	2019-2020			2020-2021	
			CURRENT BUDGET	YEAR-TO-DATE ACTUAL	REESTIMATED ACTUAL	REQUESTED BUDGET DR	APPROVED BUDGET SELECTED
01-599-8360 SOUTH HOSPITAL DIST	135,325	131,325	300,000	300,000	0	0	300,000
01-599-8361 NORTH HOSPITAL DIST	131,325	131,325	300,000	300,000	0	0	300,000
01-599-8362 LIBRARY EXPENSE	4,800	4,800	4,800	4,800	0	0	4,800
01-599-8370 PROPERTY INSURANCE	58,602	58,231	101,960	79,768	0	0	120,000
01-599-8371 UNEMPLOYMENT INSURANCE	22,183	7,328	12,000	8,833	0	0	12,000
01-599-8372 GENERAL LIABILITY INS	12,047	12,135	20,000	10,828	0	0	20,000
01-599-8373 WORKER'S COMP INSURANCE	52,040	59,888	68,040	51,439	0	0	50,000
01-599-8374 RETIREE HEALTH INSURANCE	0	0	0	0	0	0	45,000
01-599-8380 APPRAISAL DISTRICT	143,452	139,893	142,100	138,520	0	0	142,100
01-599-8381 EXTERNAL AUDIT FEES	19,400	19,500	25,000	20,000	0	0	35,000
01-599-8382 STATE FINES	0	0	0	0	0	0	0
01-599-8385 EMPLOYEE HEALTH INS	0	0	0	0	0	0	0
01-599-8386 EMPLOYEE RETIREMENT	0	0	50,000	0	0	0	50,000
01-599-8387 HISTORICAL COMMITTEE	3,957	4,831	5,000	5,000	0	0	4,000
01-599-8390 DEPT OF PUBLIC SAFETY	1,874	2,558	4,106	4,122	0	0	18,000
01-599-8391 STATE LAB FEES	0	0	0	0	0	0	0
01-599-8400 CONTINGENCY LINE ITEM	6,989	15,063	164,362	0	0	0	150,000
01-599-8401 PANHANDLE COMMUNITY SERVICE	0	0	3,000	0	0	0	3,000
01-599-8402 COMPRESSOR PROP TAX REFUND	0	504,944	0	11,615	0	0	0
01-599-8405 GRANT MATCH EXP	0	0	0	0	0	0	0
01-599-8406 CRF GRANT EXPENSE	0	0	0	22,150	0	0	0
01-599-8500 EQUIPMENT PURCHASES	0	0	0	0	0	0	0
01-599-8510 CONSTRUCTION EXPENSE	0	0	20,000	0	0	0	20,000
TOTAL MISC EXPENSE	1,183,532	1,651,329	1,803,554	1,246,284	0	0	1,857,086
<b>TRANSFER OUT</b>							
01-599-9999 MISC EXPENSE	0	0	0	0	0	0	0
TOTAL TRANSFER OUT	0	0	0	0	0	0	0
<hr/>							
TOTAL NON DEPARTMENTAL	1,249,566	1,698,079	2,337,000	1,279,730	0	0	2,090,532
<hr/>							
TOTAL EXPENDITURES	5,761,783	6,577,695	8,598,063	5,138,890	0	0	8,018,860
<hr/>							
REVENUE OVER/(UNDER) EXPENDITURES	1,833,628	1,481,759	( 1,099,067)	1,658,346	0	0	( 1,493,364)
<hr/>							



WHEELER COUNTY, TEXAS  
 APPROVED BUDGET  
 AS OF: AUGUST 31ST, 2020

-24-2020 07:53 AM

-ROAD & BRIDGE

REVENUES	2017-2018 ACTUAL	2018-2019 ACTUAL	2019-2020		2020-2021		
			CURRENT BUDGET	YEAR-TO-DATE ACTUAL	REESTIMATED ACTUAL	REQUESTED BUDGET DR	APPROVED BUDGET SELECTED
<b>TAXES</b>							
02-4000 RB - AD VALOREM TAXES	1,153,514	1,200,703	1,100,000	1,065,592	0	0	1,000,000.
02-4001 RB -DELINQUENT ADVALOREM TAXES	9,571	15,801	10,000	6,666	0	0	10,000
02-4002 RB -RENDITION PENALTIES	458	1,368	0	193	0	0	0
02-4003 ROAD AND BRIDGE P&I	10,781	6,418	2,500	12,118	0	0	2,500
02-4004 RB - EXCESS VIT TAXES	26	116	0	71	0	0	0
02-4010 LATERAL - AD VALOREM	1,139,997	1,186,653	1,065,000	1,052,932	0	0	995,000
02-4011 LATERAL - DELINQUENT TAXES	9,413	15,541	10,000	6,494	0	0	10,000
02-4012 LATERAL - RENDITION PEN	454	1,348	0	191	0	0	0
02-4013 LATERAL ROAD P&I	10,612	6,275	2,500	11,925	0	0	2,500
02-4014 LATERAL - EXCESS VIT TAXES	26	114	0	70	0	0	0
TOTAL TAXES	2,334,851	2,434,338	2,190,000	2,156,252	0	0	2,020,000
<b>FEES &amp; FINES</b>							
02-4100 ROAD CROSSING FEES	5,000	0	0	1,500	0	0	0
02-4101 AUTO REGISTRATION FEES	377,568	360,970	300,000	244,313	0	0	300,000
TOTAL FEES & FINES	382,568	360,970	300,000	245,813	0	0	300,000
<b>COMMISSIONS</b>							
02-4200 COURT COST COMMISSIONS	25,560	1,031	0	4,275	0	0	0
TOTAL COMMISSIONS	25,560	1,031	0	4,275	0	0	0
<b>RENTS &amp; ROYALTIES</b>							
02-4400 OIL AND GAS ROYALTY	2,433	2,459	0	2,630	0	0	0
TOTAL RENTS & ROYALTIES	2,433	2,459	0	2,630	0	0	0
<b>INTEREST</b>							
02-4500 INTEREST INCOME	0	0	0	0	0	0	0
TOTAL INTEREST	0	0	0	0	0	0	0
<b>REIMBURSEMENT &amp; REFUNDS</b>							
02-4600 REIMB INSURANCE CLAIMS	0	7,967	0	0	0	0	0
02-4670 GRANT REVENUE - TIF	0	0	0	0	0	0	0
02-4680 REIMB MISC	38	14,085	0	99	0	0	0
TOTAL REIMBURSEMENT & REFUNDS	38	22,052	0	99	0	0	0
<b>MISCELLANEOUS</b>							
02-4800 LATERAL ROAD STATE	70,215	73,842	20,000	76,221	0	0	20,000
02-4801 SALE OF USED ASSETS	112,975	5,430	42,000	42,000	0	0	42,000
02-4880 MISC REVENUE	0	0	0	0	0	0	0
TOTAL MISCELLANEOUS	183,190	79,272	62,000	118,221	0	0	62,000
<b>TRANSFER IN</b>							
02-4900 TRANSFERS IN	0	0	500,000	0	0	0	200,000
TOTAL TRANSFER IN	0	0	500,000	0	0	0	200,000
<b>TOTAL REVENUES</b>	<u>2,928,640</u>	<u>2,901,122</u>	<u>3,052,000</u>	<u>2,527,291</u>	<u>0</u>	<u>0</u>	<u>2,582,000</u>

02 -ROAD & BRIDGE  
 RB1

DEPARTMENTAL EXPENDITURES	2017-2018 ACTUAL	2018-2019 ACTUAL	2019-2020			2020-2021	
			CURRENT BUDGET	YEAR-TO-DATE ACTUAL	REESTIMATED ACTUAL	REQUESTED BUDGET DR	APPROVED BUDGET SELECTED
<b>SALARIES &amp; BENEFITS</b>							
02-521-0000 SALARIES-ELECTED	43,799	47,399	47,399	41,474	0	0	47,399
02-521-0005 WAGES-EMPLOYEES	118,851	129,651	172,869	140,455	0	0	172,869
02-521-0008 COMP TAKEN	0	6,874	8,000	0	0	0	8,000
02-521-0010 WAGES-PT	7,110	8,933	18,000	1,616	0	0	18,000
02-521-0015 OT	0	0	0	0	0	0	0
02-521-0017 VACATION PAY	0	0	0	0	0	0	0
02-521-0020 LONGEVITY	9,345	9,818	9,908	1,500	0	0	3,488
02-521-0025 HEALTH INSURANCE	32,988	32,504	56,815	26,538	0	0	56,390
02-521-0030 DENTAL INSURANCE	747	750	1,325	750	0	0	1,390
02-521-0035 RETIREMENT	16,075	18,333	28,180	18,686	0	0	27,474
02-521-0040 FICA & MEDICARE	13,764	15,500	19,598	14,269	0	0	19,107
02-521-0045 BASIC LIFE	223	252	330	228	0	0	330
02-521-0050 VISION INSURANCE	0	0	345	205	0	0	375
TOTAL SALARIES & BENEFITS	242,901	270,013	362,769	245,720	0	0	354,822
<b>CAPITAL OUTLAY</b>							
02-521-1100 ROAD EQUIPMENT	45,400	0	95,000	0	0	0	145,000
02-521-1105 TRUCK & TRAILER PURCH	0	136,133	15,000	0	0	0	15,000
02-521-1110 CAPITAL PURCH >\$5000	0	0	0	0	0	0	0
TOTAL CAPITAL OUTLAY	45,400	136,133	110,000	0	0	0	160,000
<b>MISC EXPENSE</b>							
02-521-8100 CNTR LABOR & MACH HIRE	0	8,799	17,000	525	0	0	17,000
02-521-8105 UTILITIES & PHONE	6,642	7,786	9,000	6,346	0	0	9,000
02-521-8106 SUPPLIES & PARTS	31,471	75,058	50,000	45,660	0	0	50,000
02-521-8107 FUEL	61,573	51,335	65,000	65,569	0	0	65,000
02-521-8108 WAREHOUSE EXP	16,749	16,922	13,000	13,440	0	0	13,000
02-521-8119 ROAD MATERIALS	196,123	162,879	281,800	239,932	0	0	231,800
02-521-8120 TIF ROAD MATERIALS	0	0	0	0	0	0	0
02-521-8127 CONF, DUES & TRAVEL	1,815	1,575	5,000	0	0	0	5,000
02-521-8150 INSURANCE EXPENSE	12,040	10,327	16,276	13,517	0	0	16,276
02-521-8180 BOND PREMIUM	0	0	355	0	0	0	355
02-521-8185 CR CARD INT & LATE FEES	138	( 1)	1,000	0	0	0	1,000
02-521-8190 EQUIP PURCH <\$5000	0	4,200	5,000	3,723	0	0	5,000
02-521-8405 CETRZ GRANT MATCH	0	0	0	0	0	0	0
TOTAL MISC EXPENSE	326,550	338,880	463,431	388,712	0	0	413,431
<b>TOTAL RB1</b>	<b>614,851</b>	<b>745,026</b>	<b>936,200</b>	<b>634,433</b>	<b>0</b>	<b>0</b>	<b>928,253</b>

WHEELER COUNTY, TEXAS  
 APPROVED BUDGET  
 AS OF: AUGUST 31ST, 2020

2 -ROAD & BRIDGE  
 32

DEPARTMENTAL EXPENDITURES	2017-2018 ACTUAL	2018-2019 ACTUAL	2019-2020		2020-2021		APPROVED BUDGET SELECTED
			CURRENT BUDGET	YEAR-TO-DATE ACTUAL	REESTIMATED ACTUAL	REQUESTED BUDGET DR	
<b>SALARIES &amp; BENEFITS</b>							
02-522-0000 SALARIES-ELECTED	43,799	47,399	47,399	41,474	0	0	47,399
02-522-0005 WAGES-EMPLOYEES	113,023	129,651	129,652	113,445	0	0	129,652
02-522-0008 COMP TAKEN	1,690	2,442	10,000	0	0	0	10,000
02-522-0010 WAGES-PT	15,443	21,555	20,000	10,796	0	0	20,000
02-522-0015 OT	0	0	0	0	0	0	0
02-522-0017 VACATION PAY	0	0	0	0	0	0	0
02-522-0020 LONGEVITY	9,713	11,273	11,993	10,440	0	0	12,713
02-522-0025 HEALTH INSURANCE	43,984	44,578	45,452	37,864	0	0	45,112
02-522-0030 DENTAL INSURANCE	995	1,028	1,060	881	0	0	1,112
02-522-0035 RETIREMENT	16,682	19,379	24,095	17,153	0	0	24,174
02-522-0040 FICA & MEDICARE	13,199	15,398	16,757	12,753	0	0	16,812
02-522-0045 BASIC LIFE	203	236	264	199	0	0	264
02-522-0050 VISION INSURANCE	0	0	276	223	0	0	300
TOTAL SALARIES & BENEFITS	258,730	292,938	306,948	245,227	0	0	307,538
<b>CAPITAL OUTLAY</b>							
02-522-1100 ROAD EQUIPMENT	0	160,000	65,000	0	0	0	65,000
02-522-1105 TRUCK & TRAILER PURCH	0	43,519	139,932	139,932	0	0	139,932
02-522-1110 CAPITAL PURCH >\$5000	0	0	0	0	0	0	0
TOTAL CAPITAL OUTLAY	0	203,519	204,932	139,932	0	0	204,932
<b>MISC EXPENSE</b>							
02-522-8100 CNTR LABOR & MACH HIRE	1,200	1,600	6,500	230	0	0	6,500
02-522-8105 UTILITIES & PHONE	3,598	3,746	5,000	2,731	0	0	5,000
02-522-8106 SUPPLIES & PARTS	47,537	46,621	68,356	40,268	0	0	68,356
02-522-8107 FUEL	60,239	62,010	63,356	33,967	0	0	63,356
02-522-8108 WAREHOUSE EXP	8,251	5,252	9,000	6,401	0	0	9,000
02-522-8119 ROAD MATERIALS	200,595	138,022	303,356	153,870	0	0	303,356
02-522-8120 TIF ROAD MATERIALS	0	0	0	0	0	0	0
02-522-8127 CONF, DUES & TRAVEL	230	1,605	2,500	0	0	0	2,500
02-522-8150 INSURANCE EXPENSE	8,913	8,297	10,835	10,834	0	0	10,835
02-522-8180 BOND PREMIUM	0	178	0	0	0	0	0
02-522-8185 CR CARD INT & LATE FEES	0	0	100	0	0	0	100
02-522-8190 EQUIP PURCH <\$5000	0	0	4,500	0	0	0	4,500
TOTAL MISC EXPENSE	330,563	267,331	473,503	248,301	0	0	473,503
<b>TOTAL RB2</b>	<b>589,293</b>	<b>763,789</b>	<b>985,383</b>	<b>633,460</b>	<b>0</b>	<b>0</b>	<b>985,973</b>

02 -ROAD & BRIDGE  
 RB3

DEPARTMENTAL EXPENDITURES	2017-2018 ACTUAL	2018-2019 ACTUAL	2019-2020			2020-2021	
			CURRENT BUDGET	YEAR-TO-DATE ACTUAL	REESTIMATED ACTUAL	REQUESTED BUDGET DR	APPROVED BUDGET SELECTED
<b>SALARIES &amp; BENEFITS</b>							
02-523-0000 SALARIES-ELECTED	43,799	47,399	47,399	41,474	0	0	47,399
02-523-0005 WAGES-EMPLOYEES	136,356	141,450	172,869	151,402	0	0	172,869
02-523-0008 COMP TAKEN	4,607	6,144	15,000	0	0	0	15,000
02-523-0010 WAGES-PT	4,841	12,690	20,000	7,699	0	0	20,000
02-523-0015 OT	56	0	0	0	0	0	0
02-523-0017 VACATION PAY	0	0	0	0	0	0	0
02-523-0020 LONGEVITY	3,053	3,788	4,373	3,788	0	0	5,311
02-523-0025 HEALTH INSURANCE	54,980	49,214	56,815	37,864	0	0	56,390
02-523-0030 DENTAL INSURANCE	1,244	1,135	1,325	1,080	0	0	1,390
02-523-0035 RETIREMENT	17,106	18,447	28,561	19,755	0	0	28,664
02-523-0040 FICA & MEDICARE	13,624	15,041	19,863	14,639	0	0	19,935
02-523-0045 BASIC LIFE	278	284	330	267	0	0	330
02-523-0050 VISION INSURANCE	0	0	345	279	0	0	375
TOTAL SALARIES & BENEFITS	279,943	295,591	366,880	278,245	0	0	367,663
<b>CAPITAL OUTLAY</b>							
02-523-1100 ROAD EQUIPMENT	443,466	2,500	85,000	0	0	0	0
02-523-1105 TRUCK & TRAILER PURCH	0	32,000	500	0	0	0	165,000
02-523-1110 CAPITAL PURCH >\$5000	0	0	3,000	0	0	0	3,000
TOTAL CAPITAL OUTLAY	443,466	34,500	88,500	0	0	0	168,000
<b>MISC EXPENSE</b>							
02-523-8100 CNTR LABOR & MACH HIRE	11,435	9,860	1,370	0	0	0	1,370
02-523-8105 UTILITIES & PHONE	6,583	9,827	10,090	7,027	0	0	10,090
02-523-8106 SUPPLIES & PARTS	65,550	64,581	74,362	54,808	0	0	74,362
02-523-8107 FUEL	38,222	45,763	64,000	60,800	0	0	64,000
02-523-8108 WAREHOUSE EXP	68,681	40,617	68,540	63,091	0	0	53,540
02-523-8119 ROAD MATERIALS	32,704	71,073	115,000	55,192	0	0	130,000
02-523-8120 TIF ROAD MATERIALS	0	0	0	0	0	0	0
02-523-8127 CONF, DUES & TRAVEL	1,469	935	3,500	0	0	0	3,500
02-523-8150 INSURANCE EXPENSE	9,091	10,768	14,534	14,524	0	0	14,534
02-523-8180 BOND PREMIUM	0	0	400	0	0	0	400
02-523-8185 CR CARD INT & LATE FEES	0	0	0	0	0	0	0
02-523-8190 EQUIP PURCH <\$5000	0	7,059	1,638	1,638	0	0	1,638
TOTAL MISC EXPENSE	233,735	260,484	353,434	257,079	0	0	353,434
<b>TOTAL RB3</b>	<b>957,144</b>	<b>590,575</b>	<b>808,814</b>	<b>535,323</b>	<b>0</b>	<b>0</b>	<b>889,097</b>

WHEELER COUNTY, TEXAS  
 APPROVED BUDGET  
 AS OF: AUGUST 31ST, 2020

2 -ROAD & BRIDGE

34

DEPARTMENTAL EXPENDITURES	2017-2018	2018-2019	2019-2020		2020-2021		APPROVED BUDGET SELECTED
	ACTUAL	ACTUAL	CURRENT BUDGET	YEAR-TO-DATE ACTUAL	REESTIMATED ACTUAL	REQUESTED BUDGET DR	
<b>SALARIES &amp; BENEFITS</b>							
02-524-0000 SALARIES-ELECTED	43,799	47,399	47,399	41,474	0	0	47,399
02-524-0005 WAGES-EMPLOYEES	118,851	128,543	172,869	113,445	0	0	172,869
02-524-0008 COMP TAKEN	2,784	7,894	20,000	0	0	0	20,000
02-524-0010 WAGES-PT	300	8,955	19,932	19,961	0	0	20,000
02-524-0015 OT	0	0	68	68	0	0	0
02-524-0017 VACATION PAY	0	0	0	0	0	0	0
02-524-0020 LONGEVITY	5,663	6,180	6,735	5,858	0	0	7,456
02-524-0025 HEALTH INSURANCE	43,984	42,719	56,815	37,864	0	0	56,390
02-524-0030 DENTAL INSURANCE	995	985	1,325	881	0	0	1,390
02-524-0035 RETIREMENT	15,596	17,708	29,371	17,488	0	0	29,450
02-524-0040 FICA & MEDICARE	12,862	15,119	20,426	13,572	0	0	20,481
02-524-0045 BASIC LIFE	223	247	330	218	0	0	330
02-524-0050 VISION INSURANCE	0	0	345	223	0	0	375
<b>TOTAL SALARIES &amp; BENEFITS</b>	<b>245,056</b>	<b>275,748</b>	<b>375,615</b>	<b>251,050</b>	<b>0</b>	<b>0</b>	<b>376,140</b>
<b>CAPITAL OUTLAY</b>							
02-524-1100 ROAD EQUIPMENT	60,083	2,500	341,603	341,603	0	0	0
02-524-1105 TRUCK & TRAILER PURCH	16,616	130,830	0	0	0	0	100,000
02-524-1110 CAPITAL PURCH >\$5000	0	0	0	0	0	0	0
02-524-1120 CAPITAL DEBT RETIREMENT	0	0	0	0	0	0	0
<b>TOTAL CAPITAL OUTLAY</b>	<b>76,699</b>	<b>133,330</b>	<b>341,603</b>	<b>341,603</b>	<b>0</b>	<b>0</b>	<b>100,000</b>
<b>ISC EXPENSE</b>							
02-524-8100 CNTR LABOR & MACH HIRE	8,800	0	1,140	1,140	0	0	2,000
02-524-8105 UTILITIES & PHONE	12,085	11,419	12,000	9,610	0	0	12,000
02-524-8106 SUPPLIES & PARTS	66,359	96,858	84,852	82,318	0	0	85,000
02-524-8107 FUEL	46,993	62,184	80,000	46,567	0	0	80,000
02-524-8108 WAREHOUSE EXP	26,962	32,337	33,260	27,703	0	0	33,000
02-524-8119 ROAD MATERIALS	49,740	137,934	137,997	78,391	0	0	150,000
02-524-8120 TIF ROAD MATERIALS	0	0	0	0	0	0	0
02-524-8127 CONF, DUES & TRAVEL	3,104	3,118	5,000	1,608	0	0	6,000
02-524-8150 INSURANCE EXPENSE	9,162	10,768	18,000	14,524	0	0	18,000
02-524-8180 BOND PREMIUM	0	178	0	0	0	0	0
02-524-8185 CR CARD INT & LATE FEES	64	0	10	0	0	0	0
02-524-8190 EQUIP PURCH <\$5000	0	5,125	5,138	5,138	0	0	0
<b>TOTAL MISC EXPENSE</b>	<b>223,270</b>	<b>359,921</b>	<b>377,397</b>	<b>266,999</b>	<b>0</b>	<b>0</b>	<b>386,000</b>
<b>TOTAL RB4</b>	<b>545,023</b>	<b>768,999</b>	<b>1,094,615</b>	<b>859,652</b>	<b>0</b>	<b>0</b>	<b>862,140</b>

02 -ROAD & BRIDGE  
 R&B NON DEPARTMENTAL

DEPARTMENTAL EXPENDITURES	2017-2018 ACTUAL	2018-2019 ACTUAL	2019-2020			2020-2021	
			CURRENT BUDGET	YEAR-TO-DATE ACTUAL	REESTIMATED ACTUAL	REQUESTED BUDGET DR	APPROVED BUDGET SELECTED
<b>CAPITAL OUTLAY</b>							
02-599-1999 DEPRECIATION EXPENSE	0	0	0	0	0	0	0
TOTAL CAPITAL OUTLAY	0	0	0	0	0	0	0
<b>MISC EXPENSE</b>							
02-599-8000 LOSS CONTROL	5,317	933	4,000	630	0	0	4,000
02-599-8402 COMPRESSOR PROP TAX REFUND	0	180,915	0	4,159	0	0	0
TOTAL MISC EXPENSE	5,317	181,847	4,000	4,789	0	0	4,000
<b>TOTAL R&amp;B NON DEPARTMENTAL</b>	<b>5,317</b>	<b>181,847</b>	<b>4,000</b>	<b>4,789</b>	<b>0</b>	<b>0</b>	<b>4,000</b>
<b>TOTAL EXPENDITURES</b>	<b>2,711,629</b>	<b>3,050,236</b>	<b>3,829,012</b>	<b>2,667,657</b>	<b>0</b>	<b>0</b>	<b>3,669,463</b>
<b>REVENUE OVER/(UNDER) EXPENDITURES</b>	<b>217,012</b>	<b>( 150,114)</b>	<b>( 777,012)</b>	<b>( 140,366)</b>	<b>0</b>	<b>0</b>	<b>( 1,087,463)</b>

WHEELER COUNTY, TEXAS  
 APPROVED BUDGET  
 AS OF: AUGUST 31ST, 2020

3 -HOT CHECK

REVENUES	2017-2018 ACTUAL	2018-2019 ACTUAL	2019-2020			2020-2021	
			CURRENT BUDGET	YEAR-TO-DATE ACTUAL	REESTIMATED ACTUAL	REQUESTED BUDGET DR	APPROVED BUDGET SELECTED
<b>FEES &amp; FINES</b>							
03-4100 HOT CHECK FEES	786	800	0	244	0	0	0
TOTAL FEES & FINES	786	800	0	244	0	0	0
<b>INTEREST</b>							
03-4500 INTEREST INCOME	0	0	0	0	0	0	0
TOTAL INTEREST	0	0	0	0	0	0	0
<b>REIMBURSEMENT &amp; REFUNDS</b>							
03-4680 MISC REIMBURSEMENT	0	0	0	0	0	0	0
TOTAL REIMBURSEMENT & REFUNDS	0	0	0	0	0	0	0
<b>TOTAL REVENUES</b>	<b>786</b>	<b>800</b>	<b>0</b>	<b>244</b>	<b>0</b>	<b>0</b>	<b>0</b>

WHEELER COUNTY, TEXAS  
 APPROVED BUDGET  
 AS OF: AUGUST 31ST, 2020

03 -HOT CHECK  
 NON DEPARTMENTAL

DEPARTMENTAL EXPENDITURES	2017-2018 ACTUAL	2018-2019 ACTUAL	2019-2020			2020-2021	
			CURRENT BUDGET	YEAR-TO-DATE ACTUAL	REESTIMATED ACTUAL	REQUESTED BUDGET DR	APPROVED BUDGET SELECTED
<b>SALARIES &amp; BENEFITS</b>							
03-599-0000 SALARIES-ELECTED	0	0	0	0	0	0	0
03-599-0005 WAGES-EMPLOYEES	0	0	0	0	0	0	0
03-599-0008 COMP TAKEN	0	0	0	0	0	0	0
03-599-0010 WAGES-PT	0	0	0	0	0	0	0
03-599-0015 OT	0	0	0	0	0	0	0
03-599-0020 LONGEVITY	0	0	0	0	0	0	0
03-599-0025 HEALTH INSURANCE	0	0	0	0	0	0	0
03-599-0030 DENTAL INSURANCE	0	0	0	0	0	0	0
03-599-0035 RETIREMENT	0	0	0	0	0	0	0
03-599-0040 FICA & MEDICARE	0	0	0	0	0	0	0
03-599-0045 BASIC LIFE	0	0	0	0	0	0	0
TOTAL SALARIES & BENEFITS	0	0	0	0	0	0	0
<b>MISC EXPENSE</b>							
03-599-8002 SUPPLIES	0	0	0	0	0	0	0
03-599-8027 CONF TRAINING OFFICIAL	0	0	0	0	0	0	0
03-599-8030 CONF & TRAINING STAFF	0	0	0	0	0	0	0
TOTAL MISC EXPENSE	0	0	0	0	0	0	0
TOTAL NON DEPARTMENTAL	0	0	0	0	0	0	0
TOTAL EXPENDITURES	0	0	0	0	0	0	0
REVENUE OVER/(UNDER) EXPENDITURES	786	800	0	244	0	0	0



WHEELER COUNTY, TEXAS  
 APPROVED BUDGET  
 AS OF: AUGUST 31ST, 2020

PRE-TRIAL DIVERSION

REVENUES	2017-2018 ACTUAL	2018-2019 ACTUAL	2019-2020		2020-2021		
			CURRENT BUDGET	YEAR-TO-DATE ACTUAL	REESTIMATED ACTUAL	REQUESTED BUDGET DR	APPROVED BUDGET SELECTED
<b>FEES &amp; FINES</b>							
04-4107 PRE-TRIAL DIVERSION FEES	55,313	39,160	40,000	0	0	0	0
TOTAL FEES & FINES	55,313	39,160	40,000	0	0	0	0
<b>INTEREST</b>							
04-4500 INTEREST INCOME CKG	107	860	0	0	0	0	0
TOTAL INTEREST	107	860	0	0	0	0	0
<b>REIMBURSEMENT &amp; REFUNDS</b>							
04-4601 PTD REIMBURSEMENTS	0	0	0	0	0	0	0
TOTAL REIMBURSEMENT & REFUNDS	0	0	0	0	0	0	0
<b>TOTAL REVENUES</b>	<b>55,420</b>	<b>40,020</b>	<b>40,000</b>	<b>0</b>	<b>0</b>	<b>0</b>	<b>0</b>

04 -PRE-TRIAL DIVERSION  
 PRE-TRIAL DIVERSION

DEPARTMENTAL EXPENDITURES	2017-2018 ACTUAL	2018-2019 ACTUAL	2019-2020			2020-2021	
			CURRENT BUDGET	YEAR-TO-DATE ACTUAL	REESTIMATED ACTUAL	REQUESTED BUDGET DR	APPROVED BUDGET SELECTED
<b>SALARIES &amp; BENEFITS</b>							
04-599-0005 WAGES-EMPLOYEES	0	0	2,500	0	0	0	0
04-599-0020 LONGEVITY	0	0	0	0	0	0	0
04-599-0025 HEALTH INSURANCE	0	0	0	0	0	0	0
04-599-0030 DENTAL INSURANCE	0	0	0	0	0	0	0
04-599-0035 RETIREMENT	0	0	225	0	0	0	0
04-599-0040 FICA & MEDICARE	0	0	192	0	0	0	0
04-599-0045 BASIC LIFE	0	0	0	0	0	0	0
TOTAL SALARIES & BENEFITS	0	0	2,917	0	0	0	0
<b>MISC EXPENSE</b>							
04-599-8002 SUPPLIES	8,791	3,238	30,000	0	0	0	0
04-599-8014 DUES & PUBLICATIONS	0	0	150	0	0	0	0
04-599-8027 CONF TRAINING OFFICIAL	0	1,233	0	0	0	0	0
04-599-8030 CONF & TRAINING-STAFF	0	0	1,500	0	0	0	0
04-599-8090 EQUIP PURCH <\$5000	3,709	0	5,000	0	0	0	0
TOTAL MISC EXPENSE	12,500	4,472	36,650	0	0	0	0
TOTAL PRE-TRIAL DIVERSION	12,500	4,472	39,567	0	0	0	0
TOTAL EXPENDITURES	12,500	4,472	39,567	0	0	0	0
REVENUE OVER/(UNDER) EXPENDITURES	42,920	35,548	433	0	0	0	0

WHEELER COUNTY, TEXAS  
 APPROVED BUDGET  
 AS OF: AUGUST 31ST, 2020

)-CC REC MGMT

REVENUES	2017-2018	2018-2019	2019-2020		2020-2021		
	ACTUAL	ACTUAL	CURRENT BUDGET	YEAR-TO-DATE ACTUAL	REESTIMATED ACTUAL	REQUESTED BUDGET DR	APPROVED BUDGET SELECTED
<b>FEES &amp; FINES</b>							
20-4100 FEES CC RECORDS MGMT	7,786	6,927	0	10,878	0	0	0
TOTAL FEES & FINES	7,786	6,927	0	10,878	0	0	0
<b>REIMBURSEMENT &amp; REFUNDS</b>							
20-4680 MISC REIMBURSEMENT	0	0	0	0	0	0	0
TOTAL REIMBURSEMENT & REFUNDS	0	0	0	0	0	0	0
<b>MISCELLANEOUS</b>							
20-4880 MISC REVENUE	0	0	0	0	0	0	0
TOTAL MISCELLANEOUS	0	0	0	0	0	0	0
<b>TOTAL REVENUES</b>	<b>7,786</b>	<b>6,927</b>	<b>0</b>	<b>10,878</b>	<b>0</b>	<b>0</b>	<b>0</b>

20 -CC REC MGMT  
 NON DEPARTMENTAL

DEPARTMENTAL EXPENDITURES	2017-2018 ACTUAL	2018-2019 ACTUAL	2019-2020			2020-2021	
			CURRENT BUDGET	YEAR-TO-DATE ACTUAL	REESTIMATED ACTUAL	REQUESTED BUDGET DR	APPROVED BUDGET SELECTED
<b>SALARIES &amp; BENEFITS</b>							
20-599-0000 SALARIES-ELECTED	0	0	0	0	0	0	0
20-599-0005 WAGES-EMPLOYEES	0	0	0	0	0	0	0
20-599-0008 COMP TAKEN	0	0	0	0	0	0	0
20-599-0010 WAGES-PT	0	0	0	0	0	0	0
20-599-0015 OT	0	0	0	0	0	0	0
20-599-0020 LONGEVITY	0	0	0	0	0	0	0
20-599-0025 HEALTH INSURANCE	0	0	0	0	0	0	0
20-599-0030 DENTAL INSURANCE	0	0	0	0	0	0	0
20-599-0035 RETIREMENT	0	0	0	0	0	0	0
20-599-0040 FICA & MEDICARE	0	0	0	0	0	0	0
20-599-0045 BASIC LIFE	0	0	0	0	0	0	0
TOTAL SALARIES & BENEFITS	0	0	0	0	0	0	0
<b>MISC EXPENSE</b>							
20-599-8100 STORAGE FEES	775	1,020	2,726	1,147	0	0	0
TOTAL MISC EXPENSE	775	1,020	2,726	1,147	0	0	0
TOTAL NON DEPARTMENTAL	775	1,020	2,726	1,147	0	0	0
TOTAL EXPENDITURES	775	1,020	2,726	1,147	0	0	0
REVENUE OVER/(UNDER) EXPENDITURES	7,011	5,908	( 2,726)	9,731	0	0	0

WHEELER COUNTY, TEXAS  
APPROVED BUDGET  
AS OF: AUGUST 31ST, 2020

: -CC/DC RECORD PRESERV

REVENUES	2017-2018 ACTUAL	2018-2019 ACTUAL	2019-2020			2020-2021	
			CURRENT BUDGET	YEAR-TO-DATE ACTUAL	REESTIMATED ACTUAL	REQUESTED BUDGET DR	APPROVED BUDGET SELECTED
<b>FEES &amp; FINES</b>							
22-4100 CC RECORD PRESERVATION FEES	350	490	0	310	0	0	0
22-4101 DC RECORD PRESERVATION FEE	927	1,147	0	684	0	0	0
TOTAL FEES & FINES	1,277	1,637	0	994	0	0	0
<b>REIMBURSEMENT &amp; REFUNDS</b>							
22-4680 MISC REIMBURSEMENT	0	0	0	0	0	0	0
TOTAL REIMBURSEMENT & REFUNDS	0	0	0	0	0	0	0
<b>MISCELLANEOUS</b>							
22-4880 MISC REVENUE	0	0	0	0	0	0	0
TOTAL MISCELLANEOUS	0	0	0	0	0	0	0
TOTAL REVENUES	1,277	1,637	0	994	0	0	0
REVENUE OVER/(UNDER) EXPENDITURES	1,277	1,637	0	994	0	0	0

WHEELER COUNTY, TEXAS  
 APPROVED BUDGET  
 AS OF: AUGUST 31ST, 2020

23 -DIST CLK REC MGMT

REVENUES	2017-2018 ACTUAL	2018-2019 ACTUAL	2019-2020			2020-2021	
			CURRENT BUDGET	YEAR-TO-DATE ACTUAL	REESTIMATED ACTUAL	REQUESTED BUDGET DR	APPROVED BUDGET SELECTED
<b>FEES &amp; FINES</b>							
23-4100 FEES DIST CLERK REC MGMT	1,140	1,365	0	840	0	0	0
TOTAL FEES & FINES	1,140	1,365	0	840	0	0	0
<b>REIMBURSEMENT &amp; REFUNDS</b>							
23-4680 MISC REIMBURSEMENT	0	0	0	0	0	0	0
TOTAL REIMBURSEMENT & REFUNDS	0	0	0	0	0	0	0
<b>MISCELLANEOUS</b>							
23-4880 MISC REVENUE	0	0	0	0	0	0	0
TOTAL MISCELLANEOUS	0	0	0	0	0	0	0
<b>TOTAL REVENUES</b>	<b>1,140</b>	<b>1,365</b>	<b>0</b>	<b>840</b>	<b>0</b>	<b>0</b>	<b>0</b>
<b>REVENUE OVER/(UNDER) EXPENDITURES</b>	<b>1,140</b>	<b>1,365</b>	<b>0</b>	<b>840</b>	<b>0</b>	<b>0</b>	<b>0</b>

WHEELER COUNTY, TEXAS  
 APPROVED BUDGET  
 AS OF: AUGUST 31ST, 2020

1 -DIST CLK TECH FUND

EVENUES	2017-2018 ACTUAL	2018-2019 ACTUAL	2019-2020		2020-2021		APPROVED BUDGET SELECTED
			CURRENT BUDGET	YEAR-TO-DATE ACTUAL	REESTIMATED ACTUAL	REQUESTED BUDGET DR	
<u>FEES &amp; FINES</u>							
24-4100 TECH FEES-DISTRICT CLERK	1,351	1,572	0	967	0	0	0
24-4101 TECH FEES-COUNTY CLERK	166	123	0	60	0	0	0
TOTAL FEES & FINES	1,517	1,696	0	1,028	0	0	0
<u>REIMBURSEMENT &amp; REFUNDS</u>							
24-4680 MISC REIMBURSEMENT	0	0	0	0	0	0	0
TOTAL REIMBURSEMENT & REFUNDS	0	0	0	0	0	0	0
<u>MISCELLANEOUS</u>							
24-4880 MISC REVENUE	0	0	0	0	0	0	0
TOTAL MISCELLANEOUS	0	0	0	0	0	0	0
<hr/>							
TOTAL REVENUES	1,517	1,696	0	1,028	0	0	0
<hr/>							
EVENUE OVER/(UNDER) EXPENDITURES	1,517	1,696	0	1,028	0	0	0

26 -COURTHOUSE SECURITY

REVENUES	2017-2018 ACTUAL	2018-2019 ACTUAL	2019-2020		2020-2021		
			CURRENT BUDGET	YEAR-TO-DATE ACTUAL	REESTIMATED ACTUAL	REQUESTED BUDGET DR	APPROVED BUDGET SELECTED
<b>FEES &amp; FINES</b>							
26-4100 COURTHOUSE SECURITY FEES	8,212	7,417	5,000	4,404	0	0	0
TOTAL FEES & FINES	8,212	7,417	5,000	4,404	0	0	0
<b>REIMBURSEMENT &amp; REFUNDS</b>							
26-4680 MISC REIMBURSEMENT	0	0	0	0	0	0	0
TOTAL REIMBURSEMENT & REFUNDS	0	0	0	0	0	0	0
<b>MISCELLANEOUS</b>							
26-4880 MISC REVENUE	0	0	0	0	0	0	0
TOTAL MISCELLANEOUS	0	0	0	0	0	0	0
<b>TOTAL REVENUES</b>	<b>8,212</b>	<b>7,417</b>	<b>5,000</b>	<b>4,404</b>	<b>0</b>	<b>0</b>	<b>0</b>



WHEELER COUNTY, TEXAS  
 APPROVED BUDGET  
 AS OF: AUGUST 31ST, 2020

6 -COURTHOUSE SECURITY  
 COURTHOUSE SECURITY

DEPARTMENTAL EXPENDITURES	2017-2018	2018-2019	2019-2020			2020-2021	
	ACTUAL	ACTUAL	CURRENT BUDGET	YEAR-TO-DATE ACTUAL	REESTIMATED ACTUAL	REQUESTED BUDGET DR	APPROVED BUDGET SELECTED
<u>ISC EXPENSE</u>							
26-599-8000 CHS INTERNET AUDIO	0	0	0	0	0	0	0
26-599-8001 CHS COPS SYNC	0	0	0	0	0	0	0
26-599-8002 CHS DOORS	5,697	0	100,000	8,204	0	0	0
26-599-8003 CHS CAMERAS	<u>6,895</u>	<u>775</u>	<u>0</u>	<u>438</u>	<u>0</u>	<u>0</u>	<u>0</u>
TOTAL MISC EXPENSE	12,591	775	100,000	8,642	0	0	0
<b>TOTAL COURTHOUSE SECURITY</b>	<b>12,591</b>	<b>775</b>	<b>100,000</b>	<b>8,642</b>	<b>0</b>	<b>0</b>	<b>0</b>
<b>TOTAL EXPENDITURES</b>	<b>12,591</b>	<b>775</b>	<b>100,000</b>	<b>8,642</b>	<b>0</b>	<b>0</b>	<b>0</b>
<b>REVENUE OVER/(UNDER) EXPENDITURES</b>	<b>( 4,379)</b>	<b>6,642</b>	<b>( 95,000)</b>	<b>( 4,237)</b>	<b>0</b>	<b>0</b>	<b>0</b>

27 -CNTY WIDE REC MGMTMT

REVENUES	2017-2018 ACTUAL	2018-2019 ACTUAL	2019-2020			2020-2021	
			CURRENT BUDGET	YEAR-TO-DATE ACTUAL	REESTIMATED ACTUAL	REQUESTED BUDGET DR	APPROVED BUDGET SELECTED
<b>FEES &amp; FINES</b>							
27-4100 FEES COUNTY WIDE REC MGMT	11,729	8,324	0	180	0	0	0
TOTAL FEES & FINES	11,729	8,324	0	180	0	0	0
<b>REIMBURSEMENT &amp; REFUNDS</b>							
27-4680 MISC REIMBURSEMENT	0	0	0	0	0	0	0
TOTAL REIMBURSEMENT & REFUNDS	0	0	0	0	0	0	0
<b>MISCELLANEOUS</b>							
27-4880 MISC REVENUE	0	0	0	0	0	0	0
TOTAL MISCELLANEOUS	0	0	0	0	0	0	0
<b>TOTAL REVENUES</b>	<b>11,729</b>	<b>8,324</b>	<b>0</b>	<b>180</b>	<b>0</b>	<b>0</b>	<b>0</b>
<b>REVENUE OVER/(UNDER) EXPENDITURES</b>	<b>11,729</b>	<b>8,324</b>	<b>0</b>	<b>180</b>	<b>0</b>	<b>0</b>	<b>0</b>

WHEELER COUNTY, TEXAS  
 APPROVED BUDGET  
 AS OF: AUGUST 31ST, 2020

3 -JP TECH FUND

REVENUES	2017-2018 ACTUAL	2018-2019 ACTUAL	2019-2020		2020-2021		APPROVED BUDGET SELECTED
			CURRENT BUDGET	YEAR-TO-DATE ACTUAL	REESTIMATED ACTUAL	REQUESTED BUDGET DR	
<b>FEES &amp; FINES</b>							
28-4100 FEES JP2 TECH FUND	5,653	5,252	2,910	2,288	0	0	0
28-4101 FEES JP1 TECH FUND	<u>1,500</u>	<u>940</u>	<u>2,710</u>	<u>525</u>	<u>0</u>	<u>0</u>	<u>0</u>
TOTAL FEES & FINES	7,153	6,192	5,620	2,813	0	0	0
<b>REIMBURSEMENT &amp; REFUNDS</b>							
28-4680 MISC REIMBURSEMENT	<u>0</u>	<u>0</u>	<u>0</u>	<u>0</u>	<u>0</u>	<u>0</u>	<u>0</u>
TOTAL REIMBURSEMENT & REFUNDS	0	0	0	0	0	0	0
<b>MISCELLANEOUS</b>							
28-4880 MISC REVENUE	<u>0</u>	<u>0</u>	<u>0</u>	<u>0</u>	<u>0</u>	<u>0</u>	<u>0</u>
TOTAL MISCELLANEOUS	0	0	0	0	0	0	0
<b>TOTAL REVENUES</b>	<u>7,153</u>	<u>6,192</u>	<u>5,620</u>	<u>2,813</u>	<u>0</u>	<u>0</u>	<u>0</u>

28 -JP TECH FUND  
 JP #1&2

DEPARTMENTAL EXPENDITURES	2017-2018 ACTUAL	2018-2019 ACTUAL	2019-2020			2020-2021	
			CURRENT BUDGET	YEAR-TO-DATE ACTUAL	REESTIMATED ACTUAL	REQUESTED BUDGET OR	APPROVED BUDGET SELECTED
<b>CAPITAL OUTLAY</b>							
28-599-1999 Depreciation Expense	0	0	0	0	0	0	0
TOTAL CAPITAL OUTLAY	0	0	0	0	0	0	0
<b>MISC EXPENSE</b>							
28-599-8022 JP1 EXPENSE	10,108	2,710	40,000	7,034	0	0	0
28-599-8023 JP2 EXPENSE	2,910	2,910	40,000	2,910	0	0	0
TOTAL MISC EXPENSE	13,018	5,620	80,000	9,944	0	0	0
<b>TOTAL JP #1&amp;2</b>	<b>13,018</b>	<b>5,620</b>	<b>80,000</b>	<b>9,944</b>	<b>0</b>	<b>0</b>	<b>0</b>
<b>TOTAL EXPENDITURES</b>	<b>13,018</b>	<b>5,620</b>	<b>80,000</b>	<b>9,944</b>	<b>0</b>	<b>0</b>	<b>0</b>
<b>REVENUE OVER/(UNDER) EXPENDITURES</b>	<b>( 5,865)</b>	<b>572</b>	<b>( 74,380)</b>	<b>( 7,131)</b>	<b>0</b>	<b>0</b>	<b>0</b>

WHEELER COUNTY, TEXAS  
 APPROVED BUDGET  
 AS OF: AUGUST 31ST, 2020

9 -JP SECURITY

EVENUES	2017-2018 ACTUAL	2018-2019 ACTUAL	2019-2020			2020-2021	
			CURRENT BUDGET	YEAR-TO-DATE ACTUAL	REESTIMATED ACTUAL	REQUESTED BUDGET DR	APPROVED BUDGET SELECTED
<u>EES &amp; FINES</u>							
29-4100 FEES JP2 BUILDING SECURITY	1,412	1,314	0	372	0	0	0
29-4101 FEES JP1 BUILDING SECURITY	<u>375</u>	<u>296</u>	<u>0</u>	<u>83</u>	<u>0</u>	<u>0</u>	<u>0</u>
TOTAL FEES & FINES	1,787	1,610	0	455	0	0	0
<u>EIMBURSEMENT &amp; REFUNDS</u>							
29-4680 MISC REIMBURSEMENT	<u>0</u>	<u>0</u>	<u>0</u>	<u>0</u>	<u>0</u>	<u>0</u>	<u>0</u>
TOTAL REIMBURSEMENT & REFUNDS	0	0	0	0	0	0	0
<u>ISCELLANEOUS</u>							
29-4880 MISC REVENUE	<u>0</u>	<u>0</u>	<u>0</u>	<u>0</u>	<u>0</u>	<u>0</u>	<u>0</u>
TOTAL MISCELLANEOUS	0	0	0	0	0	0	0
TOTAL REVENUES	1,787	1,610	0	455	0	0	0
EVENUE OVER/(UNDER) EXPENDITURES	1,787	1,610	0	455	0	0	0

WHEELER COUNTY, TEXAS  
 APPROVED BUDGET  
 AS OF: AUGUST 31ST, 2020

30 -GRANT FUNDS

REVENUES	2017-2018 ACTUAL	2018-2019 ACTUAL	2019-2020			2020-2021	
			CURRENT BUDGET	YEAR-TO-DATE ACTUAL	REESTIMATED ACTUAL	REQUESTED BUDGET DR	APPROVED BUDGET SELECTED
<u>FEES &amp; FINES</u>							
30-4100 SCAAP AWARD	0	5,944	0	14,438	0	0	0
TOTAL FEES & FINES	0	5,944	0	14,438	0	0	0
<hr/>							
TOTAL REVENUES	0	5,944	0	14,438	0	0	0

WHEELER COUNTY, TEXAS  
 APPROVED BUDGET  
 AS OF: AUGUST 31ST, 2020

0 -GRANT FUNDS  
 CAAP GRANT

DEPARTMENTAL EXPENDITURES	2017-2018 ACTUAL	2018-2019 ACTUAL	2019-2020			2020-2021	
			CURRENT BUDGET	YEAR-TO-DATE ACTUAL	REESTIMATED ACTUAL	REQUESTED BUDGET DR	APPROVED BUDGET SELECTED
<u>ALARIES &amp; BENEFITS</u>							
30-530-0010 WAGES-PT	0	0	0	915	0	0	0
30-530-0035 RETIREMENT	0	0	0	101	0	0	0
30-530-0040 FICA & MEDICARE	0	0	0	70	0	0	0
TOTAL SALARIES & BENEFITS	0	0	0	1,086	0	0	0
<u>APITAL OUTLAY</u>							
30-530-1105 VEHICLE PURCHASE	0	0	0	0	0	0	0
TOTAL CAPITAL OUTLAY	0	0	0	0	0	0	0
<u>MISC EXPENSE</u>							
30-530-8000 SCAAP EXPENSES	0	2,778	0	1,065	0	0	0
30-530-8001 JBI EXPENSE	0	1,308	0	3,176	0	0	0
TOTAL MISC EXPENSE	0	4,085	0	4,241	0	0	0
<b>TOTAL SCAAP GRANT</b>	<b>0</b>	<b>4,085</b>	<b>0</b>	<b>5,327</b>	<b>0</b>	<b>0</b>	<b>0</b>

WHEELER COUNTY, TEXAS  
 APPROVED BUDGET  
 AS OF: AUGUST 31ST, 2020

30 -GRANT FUNDS  
 GRANT FUNDS

DEPARTMENTAL EXPENDITURES	2017-2018 ACTUAL	2018-2019 ACTUAL	2019-2020			2020-2021	
			CURRENT BUDGET	YEAR-TO-DATE ACTUAL	REESTIMATED ACTUAL	REQUESTED BUDGET DR	APPROVED BUDGET SELECTED
<u>CAPITAL OUTLAY</u>							
30-599-1999 DEPRECIATION EXPENSE	0	0	0	0	0	0	0
TOTAL CAPITAL OUTLAY	0	0	0	0	0	0	0
TOTAL GRANT FUNDS	0	0	0	0	0	0	0
TOTAL EXPENDITURES	0	4,085	0	5,327	0	0	0
REVENUE OVER/(UNDER) EXPENDITURES	0	1,859	0	9,111	0	0	0



WHEELER COUNTY, TEXAS  
 APPROVED BUDGET  
 AS OF: AUGUST 31ST, 2020

1 -SHERIFF ASSET FORFEITURE

REVENUES	2017-2018 ACTUAL	2018-2019 ACTUAL	2019-2020			2020-2021	
			CURRENT BUDGET	YEAR-TO-DATE ACTUAL	REESTIMATED ACTUAL	REQUESTED BUDGET DR	APPROVED BUDGET SELECTED
<b>FEES &amp; FINES</b>							
31-4104 ASSET FORFEITURES	0	55,099	0	111,330	0	0	0
TOTAL FEES & FINES	0	55,099	0	111,330	0	0	0
<b>INTEREST</b>							
31-4500 INTEREST INCOME CKG	0	407	0	562	0	0	0
TOTAL INTEREST	0	407	0	562	0	0	0
TOTAL REVENUES	0	55,506	0	111,893	0	0	0

WHEELER COUNTY, TEXAS  
 APPROVED BUDGET  
 AS OF: AUGUST 31ST, 2020

31 -SHERIFF ASSET FORFEITURE  
 SHERIFF ASSET FORFEITURE

DEPARTMENTAL EXPENDITURES	2017-2018 ACTUAL	2018-2019 ACTUAL	2019-2020			2020-2021	
			CURRENT BUDGET	YEAR-TO-DATE ACTUAL	REESTIMATED ACTUAL	REQUESTED BUDGET DR	APPROVED BUDGET SELECTED
<b>MISC EXPENSE</b>							
31-599-8002 SUPPLIES	0	0	0	0	0	0	0
31-599-8003 BUY MONEY	0	0	10,000	2,000	0	0	0
31-599-8006 EQUIP RENT & REPAIRS	0	0	0	0	0	0	0
31-599-8008 TELEPHONE	0	0	0	0	0	0	0
31-599-8014 DUES & PUBLICATIONS	0	0	3,100	50	0	0	0
31-599-8020 TRAVEL/TRANSPORT	0	0	0	0	0	0	0
31-599-8023 COMPUTER EXPENSE	0	0	0	0	0	0	0
31-599-8027 CONF TRAINING OFFICIAL	0	0	0	0	0	0	0
31-599-8030 CONF & TRAINING STAFF	0	650	5,000	249	0	0	0
31-599-8040 POSTAGE & BOX	0	0	0	0	0	0	0
31-599-8050 UNIFORMS	0	0	0	0	0	0	0
31-599-8051 AMMUNITION & WEAPON EXP	0	100	0	0	0	0	0
31-599-8090 EQUIP PURCH <\$5000	0	36,738	55,000	690	0	0	0
31-599-8106 VEHICLE EXPENSES	0	0	0	0	0	0	0
<b>TOTAL MISC EXPENSE</b>	<b>0</b>	<b>37,488</b>	<b>73,100</b>	<b>2,989</b>	<b>0</b>	<b>0</b>	<b>0</b>
<b>TOTAL SHERIFF ASSET FORFEITURE</b>	<b>0</b>	<b>37,488</b>	<b>73,100</b>	<b>2,989</b>	<b>0</b>	<b>0</b>	<b>0</b>
<b>TOTAL EXPENDITURES</b>	<b>0</b>	<b>37,488</b>	<b>73,100</b>	<b>2,989</b>	<b>0</b>	<b>0</b>	<b>0</b>
<b>REVENUE OVER/(UNDER) EXPENDITURES</b>	<b>0</b>	<b>18,018</b>	<b>( 73,100)</b>	<b>108,904</b>	<b>0</b>	<b>0</b>	<b>0</b>

WHEELER COUNTY, TEXAS  
 APPROVED BUDGET  
 AS OF: AUGUST 31ST, 2020

2 -TRUANCY PREV & DIVER FUND

EVENUES	2017-2018 ACTUAL	2018-2019 ACTUAL	2019-2020			2020-2021	
			CURRENT BUDGET	YEAR-TO-DATE ACTUAL	REESTIMATED ACTUAL	REQUESTED BUDGET DR	APPROVED BUDGET SELECTED
<u>FEES &amp; FINES</u>							
32-4100 FEES JP2 TRUANCY FUND	0	0	0	995	0	0	0
32-4101 FEES JP1 TRUANCY FUND	0	0	0	240	0	0	0
TOTAL FEES & FINES	0	0	0	1,235	0	0	0
TOTAL REVENUES	0	0	0	1,235	0	0	0
REVENUE OVER/(UNDER) EXPENDITURES	0	0	0	1,235	0	0	0

WHEELER COUNTY, TEXAS  
 APPROVED BUDGET  
 AS OF: AUGUST 31ST, 2020

33 -CO SPECIALTY COURT FUND

REVENUES	2017-2018 ACTUAL	2018-2019 ACTUAL	2019-2020			2020-2021	
			CURRENT BUDGET	YEAR-TO-DATE ACTUAL	REESTIMATED ACTUAL	REQUESTED BUDGET DR	APPROVED BUDGET SELECTED
<b>FEES &amp; FINES</b>							
33-4100 CC SPECIALTY COURT FEES	0	0	0	29	0	0	0
33-4101 DC SPECIALTY COURT FEES	0	0	0	50	0	0	0
TOTAL FEES & FINES	0	0	0	79	0	0	0
<hr/>							
TOTAL REVENUES	0	0	0	79	0	0	0
<hr/>							
REVENUE OVER/(UNDER) EXPENDITURES	0	0	0	79	0	0	0