

TREASURER'S JULY 2014 FINANCIAL REPORT

THE STATE OF TEXAS  
COUNTY OF HOCKLEY  
AFFIDAVIT

The Treasurer's Monthly Report includes, but is not limited to, money received and disbursed; debts due to (if known) and owed By the county; and all other proceedings in the treasurer's office that pertain to the Financial Standing of Hockley County. {LGC 114.026(a)(b)}

The Treasurer's Books and the Auditor's General Ledger agree. The Bank Statements have been reconciled; any adjustments Have been noted.

The affidavit must state the amount of the cash and other assets that are in the custody of the county treasurer at the time of The examination. {LGC 114.026 (d)} \$20,134,881.76 Month Ending Balance

Any interest earned that is posted by financial institutions to our accounts on the last business day of the month is included In the combined statement of receipts and disbursements. \$15,512.99 Interest Earned

The Treasurer's Monthly Report has been submitted and the Bank Reconciliation is pending review by Auditor. {LGC 114.026(b)}

All investments are in compliance with both the Public Funds Investment Act and the Hockley County Investment Policy. The investment strategy is passive, which maintains a liquid cash flow and safety of the investment as priority. {LGC 2256.023}


Therefore, Denise Bohannon, County Treasurer of Hockley County, Texas, who being fully sworn, upon oath says that the within And foregoing report is true and correct to the best of her knowledge.


Filed with accompanying vouchers this the 6 day of Oct, 2014


  
\_\_\_\_\_  
Denise Bohannon, Treasurer, Hockley County


Commissioners' Court having reviewed the Treasurer's Report as presented, having taken reasonable steps to ensure its accuracy and based upon presentations of the Treasurer's Office approve the report, subject to the independent auditor's Review and request that it be filed with the official minutes of this meeting. {LGC 114.026(c)}


In addition, the below signatures affirm that the Treasurer's Report complies with statutes as referenced. {LGC 114.026(d)}


  
\_\_\_\_\_  
Linda Barnette, Auditor, Hockley County / Date

  
\_\_\_\_\_  
Larry Sprowls, County Judge


  
\_\_\_\_\_  
Curtis Thrash, Comm. Pct. #1

  
\_\_\_\_\_  
Larry Carter, Comm. Pct. #2

  
\_\_\_\_\_  
Whitey Barnett, Comm. Pct. #3

  
\_\_\_\_\_  
Tommy Clevenger, Comm. Rgt. #4

Sworn to & Subscribed to Before Me, by the County Treasurer, the Auditor & Commissioners Court on this 10 day of Oct, 2014.

  
\_\_\_\_\_  
Irene Gumula, County Clerk

Treasurer's Monthly Report  
*Prepared by Denise Bohannon, Hockley County Treasurer*

SECTION 1 – Cash Flow

Pages 1-5 Combined Statement of Cash Receipts and Disbursements  
Includes Interest and Bank Service Charge

Pages 6-7 Bank Collateral  
Pledged Securities the Banks have pledged on behalf of Hockley County

Page 8 Bond Indebtedness – Mallet Event Center

Page 9 Certificates of Deposit

SECTION 2 – Investments Long Term

Per the Public Funds Investment Act and the Hockley County Investment Policies, the Investments Report is required on a Quarterly Basis. However, in an effort to keep the Commissioners' Court informed *available* information is provided on a Monthly basis.

All investments are in compliance with both the Public Funds Investment Act and the Hockley County Investment Policy. The investment strategy is passive, which maintains a liquid cash flow and safety of the investment as priorities. {GC 2256.023}

---

Investments – Funds are not immediately available – must wait until maturity

ACCOUNT NAME	BEGINNING CASH BALANCE	CASH RECEIPTS	CASH DISBURSEMENTS	ENDING CASH BALANCE
GRAND TOTALS	<u>20,992,257.09</u>	<u>3,168,013.05</u>	<u>4,025,388.38-</u>	<u>20,134,881.76</u>

ACCOUNT NAME	BEGINNING CASH BALANCE	CASH RECEIPTS	CASH DISBURSEMENTS	ENDING CASH BALANCE
2014 083 CA THEFT OF SERVICE CASH	4,511.59	1,730.84	951.41-	5,291.02
FUND TOTALS	4,511.59	1,730.84	951.41-	5,291.02
2014 084 SHERIFF WORK RELEASE PROGRAM CASH	1,847.40	1.61	.00	1,849.01
FUND TOTALS	1,847.40	1.61	.00	1,849.01
2014 085 HOCKLEY CO GRANTS FUND CASH	10,130.22	7.70	1,747.20-	8,390.72
FUND TOTALS	10,130.22	7.70	1,747.20-	8,390.72
2014 087 HC JUVENILE PROBATION FEES CASH/AIM	11,949.72	130.56	.00	12,080.28
FUND TOTALS	11,949.72	130.56	.00	12,080.28
2014 088 PAYROLL CLEARING ACCOUNT CASH/ASB	1,153.66	277,653.95	277,599.76-	1,207.85
FUND TOTALS	1,153.66	277,653.95	277,599.76-	1,207.85
2014 089 SEIZURE PROCEEDS FUND CASH/ASB	42,274.62	731.31	.00	43,005.93
FUND TOTALS	42,274.62	731.31	.00	43,005.93
2014 090 JUVENILE PROBATION FUND CASH/AIM	52,205.50	18,617.93	20,131.94-	50,691.49
ACCOUNTS RECEIVABLE	97.75-	.00	.00	97.75-
FUND TOTALS	52,107.75	18,617.93	20,131.94-	50,593.74
2014 091 JUVENILE PROBATION RESTITUTION CASH	10,902.69	9.57	.00	10,912.26
FUND TOTALS	10,902.69	9.57	.00	10,912.26
2014 092 HOCKLEY COUNTY COMMUNITY SUPER CASH/ASB	112,926.94	24,535.27	66,098.58-	71,363.63
FUND TOTALS	112,926.94	24,535.27	66,098.58-	71,363.63
2014 093 HOCKLEY COUNTY MEDICAL FUND CASH/ASB	9,422.73	8.27	.00	9,431.00
FUND TOTALS	9,422.73	8.27	.00	9,431.00
2014 094 COUNTY ATTORNEY RESTITUTION CASH/ASB	9,956.56	1,618.43	343.18-	11,231.81
FUND TOTALS	9,956.56	1,618.43	343.18-	11,231.81
2014 095 D A RESTITUTION FUND CASH/ASB	3,332.57	470.50	.00	3,803.07
FUND TOTALS	3,332.57	470.50	.00	3,803.07
2014 096 CA/DA PRE-TRIAL DIVERSION FUND CASH	54,649.79	811.46	.00	55,461.25
FUND TOTALS	54,649.79	811.46	.00	55,461.25
2014 098 CLEARING FUND CASH	.07	1,001,250.87	1,001,250.87-	.07
FUND TOTALS	.07	1,001,250.87	1,001,250.87-	.07

ACCOUNT NAME FUND TOTALS	BEGINNING CASH BALANCE	CASH RECEIPTS	CASH DISBURSEMENTS	ENDING CASH BALANCE
2014 054 JUSTICE OF PEACE #4 CASH FUND TOTALS	1,842.83 1,842.83	1,459.70 1,459.70	2,645.58 2,645.58	656.95 656.95
2014 055 JUSTICE OF PEACE #5 CASH FUND TOTALS	22,328.81 22,328.81	22,852.84 22,852.84	24,985.11 24,985.11	20,196.54 20,196.54
2014 056 SHERIFF FEE ACCOUNT CASH FUND TOTALS	1.50 1.50	.00 .00	.00 .00	1.50 1.50
2014 057 SO TRAINING DONATIONS FUND CASH/ASB FUND TOTALS	1,989.07 1,989.07	1.74 1.74	.00 .00	1,990.81 1,990.81
2014 060 I&S FUND: '88 HOSPITAL BOND CASH/ASB TODA - CD BALANCE FUND TOTALS	37,337.42 .00 37,337.42	16.88 .00 16.88	.00 .00 .00	37,354.30 .00 37,354.30
2014 065 MPEC INTEREST & SINKING FUND CASH BUSINESS ELITE SAVINGS ACCT TDOA - INVESTMENT BALANCE FUND TOTALS	.00 415,195.85 .00 415,195.85	159,900.00 9,207.10 .00 169,107.10	159,900.00 159,900.00 .00 319,800.00	.00 264,502.95 .00 264,502.95
2014 070 PERMANENT IMPROVEMENT FUND CASH/ASB FUND TOTALS	539,463.52 539,463.52	472.45 472.45	4,110.00 4,110.00	535,825.97 535,825.97
2014 071 HOCKLEY CO ROAD BOND FUND CASH/AIM TDOA/ASB FUND TOTALS	21,014.45 .00 21,014.45	18.45 .00 18.45	.00 .00 .00	21,032.90 .00 21,032.90
2014 072 MALLETT OPERATING FUND CASH/AIM FUND TOTALS	36,729.85 36,729.85	590,973.97 590,973.97	59,048.57 59,048.57	568,655.25 568,655.25
2014 079 DA FEDERAL FORFEITED FUNDS CASH FUND TOTALS	3,540.02 3,540.02	2.98 2.98	69.24 69.24	3,473.76 3,473.76
2014 080 FM & LR FUND CASH/AIM FUND TOTALS	4,450.15 4,450.15	3.90 3.90	.00 .00	4,454.05 4,454.05
2014 081 DA TRUST ACCOUNT CASH/AIM FUND TOTALS	11,440.86 11,440.86	230.00 230.00	230.00 230.00	11,440.86 11,440.86
2014 082 DA FORFEITURE FUND CASH FUND TOTALS	13,002.28 13,002.28	11.41 11.41	.00 .00	13,013.69 13,013.69


ACCOUNT NAME	BEGINNING CASH BALANCE	CASH RECEIPTS	CASH DISBURSEMENTS	ENDING CASH BALANCE
AUDIT CASH ON HAND	.00	.00	.00	.00
FUND TOTALS	77,069.94	9,823.58	5,286.20	81,607.32
2014 030 LAW LIBRARY FUND				
CASH/AIM	27,454.39	474.32	190.00	27,738.71
FUND TOTALS	27,454.39	474.32	190.00	27,738.71
2014 035 LIBRARY FUND				
CASH/AIM	34,828.07	946.24	14,430.68	21,343.63
FUND TOTALS	34,828.07	946.24	14,430.68	21,343.63
2014 039 DISTRICT CLERK PRESERVATION				
CASH/AIM	31,006.62	159.11	.00	31,165.73
FUND TOTALS	31,006.62	159.11	.00	31,165.73
2014 040 COUNTY CLERK PRESERVATION FUND				
CASH/AIM	106,967.76	7,489.10	.00	114,456.86
TDOA - CD BALANCE - ASB	.00	.00	.00	.00
FUND TOTALS	106,967.76	7,489.10	.00	114,456.86
2014 041 RECORDS MANAGEMENT OFFICER				
CASH/AIM	11,583.19	926.99	172.16	12,338.02
FUND TOTALS	11,583.19	926.99	172.16	12,338.02
2014 042 R&B EXTRA FEE ACCOUNT				
CASH/ASB	286,767.54	26,661.25	200,000.00	113,428.79
FUND TOTALS	286,767.54	26,661.25	200,000.00	113,428.79
2014 043 COURTHOUSE SECURITY FUND				
CASH/AIM	6,322.13	2,268.81	604.09	7,986.85
FUND TOTALS	6,322.13	2,268.81	604.09	7,986.85
2014 044 JUSTICE COURT TECHNOLOGY FUND				
CASH	52,719.19	1,857.18	709.49	53,866.88
FUND TOTALS	52,719.19	1,857.18	709.49	53,866.88
2014 045 SHERIFF CASH BOND ACCOUNT				
CASH	53,409.42	.00	.00	53,409.42
FUND TOTALS	53,409.42	.00	.00	53,409.42
2014 046 COUNTY CLERK CASH BOND ACCT				
CASH	60,029.02	.00	.00	60,029.02
FUND TOTALS	60,029.02	.00	.00	60,029.02
2014 047 JF5 CASH BOND ACCOUNT				
CASH	3,234.71	.00	.00	3,234.71
FUND TOTALS	3,234.71	.00	.00	3,234.71
2014 048 COUNTY CLERK				
CASH	34,357.55	27,259.32	34,714.05	26,902.82
FUND TOTALS	34,357.55	27,259.32	34,714.05	26,902.82
2014 051 JUSTICE OF PEACE #1				
CASH	4,133.20	5,065.75	3,640.20	5,558.75
FUND TOTALS	4,133.20	5,065.75	3,640.20	5,558.75
2014 052 JUSTICE OF PEACE #2				
CASH	1,855.36	1,798.76	3,110.36	543.76

ACCOUNT NAME	BEGINNING CASH BALANCE	CASH RECEIPTS	CASH DISBURSEMENTS	ENDING CASH BALANCE
2014 010 GENERAL FUND				
CASH/AIM	4,119,448.13	103,285.19	850,517.68	3,372,215.64
AUDIT CASH ON HAND	.00	.00	.00	.00
TDOA/CD/ASB	.00	.00	.00	.00
FUND TOTALS	4,119,448.13	103,285.19	850,517.68	3,372,215.64
2014 011 AD VALOREM TAX ACCOUNT				
CASH/AIM	37,523.21	31.87	.00	37,555.08
CASH/TO AD VAL EXCESS	1,961,288.25	63,266.11	.00	2,024,554.36
CASH/EE SAVINGS	.00	.00	.00	.00
TDOA - CD/AIM BANK	6,014,808.22	3,707.76	.00	6,018,515.98
TDOA - CD/ PLAT	4,110,872.71	3,767.82	.00	4,114,640.53
FUND TOTALS	12,124,492.39	70,773.56	.00	12,195,265.95
2014 012 OFFICERS SALARY FUND				
CASH/AIM	991,173.32	74,882.55	359,923.22	706,132.65
AUDIT CASH ON HAND	.00	.00	.00	.00
FUND TOTALS	991,173.32	74,882.55	359,923.22	706,132.65
2014 013 AUTO REGISTRATION FUND				
CASH/AIM	563,238.70	230.25	520,000.00	43,468.95
FUND TOTALS	563,238.70	230.25	520,000.00	43,468.95
2014 014 INDIGENT HEALTH CARE FUND				
CASH/AIM	58,317.34	67.10	6,462.16	51,922.28
FUND TOTALS	58,317.34	67.10	6,462.16	51,922.28
2014 016 HOCKLEY COUNTY: LOOSE FUND				
CASH/AIM	17,650.61	15.50	.00	17,666.11
FUND TOTALS	17,650.61	15.50	.00	17,666.11
2014 017 JURY FUND				
CASH/AIM	108,743.53	442.51	23,805.50	85,380.54
AUDIT CASH ON HAND	.00	.00	.00	.00
FUND TOTALS	108,743.53	442.51	23,805.50	85,380.54
2014 021 ROAD & BRIDGE #1				
CASH/AIM	157,992.88	180,195.72	51,470.35	286,718.25
CASH/LAT1 AIM	12,122.17	.00	.00	12,122.17
FUND TOTALS	170,115.05	180,195.72	51,470.35	298,840.42
2014 022 ROAD & BRIDGE #2				
CASH/AIM	172,189.76	180,262.56	48,117.73	304,334.59
CASH/LATRD2/AIM	73,589.93	.00	.00	73,589.93
FUND TOTALS	245,779.69	180,262.56	48,117.73	377,924.52
2014 023 ROAD & BRIDGE #3				
CASH/ASB	225,143.98	180,268.06	45,680.94	359,731.10
CASH/LATRD3	26,676.87	.00	.00	26,676.87
FUND TOTALS	251,820.85	180,268.06	45,680.94	386,407.97
2014 024 ROAD & BRIDGE #4				
CASH/ASB	105,012.98	180,129.95	77,542.13	207,600.80
CASH/LATRD4	11,223.49	.00	.00	11,223.49
FUND TOTALS	116,236.47	180,129.95	77,542.13	218,824.29
2014 025 ROAD & BRIDGE #5				
CASH/AIM	77,069.94	9,823.58	5,286.20	81,607.32

Investment Portfolio Pledged Securities  
 AIM BANK  
 LITTLEFIELD, TX

InTrader (pledged )  
 Last : 06/30/2014  
 As-of: 07/31/2014  
 2AIM 1018373

Sec ID	Ticket	Security Description Line 1	Security Description Line 2	Salekeeping Agent	Rate	Maturity	Grp	Original Face S & P	Par/Curr Face	Moody	Priced	Book Value	Market Value
PLEGGED TO: hockc													
		*HOCKLEY COUNTY											
3128LLV86		FHLMC #2B0639 ARM		THE INDEPENDENT BANKERSBANK	2.292	06/01/2042	305	2,000,000.00			07/28/2014	1,279,495.64	1,273,666.97
TIB	213001965			THE INDEPENDENT BANKERSBANK	3.5	02/01/2026	305	1,221,502.18			01/30/2013	1,050,503.77	1,040,455.02
3138A45N1		FNMA #AH3552		THE INDEPENDENT BANKERSBANK	3.5	02/01/2027	305	2,100,000.00			07/28/2014	1,430,755.08	1,415,666.96
TIB	164027666			THE INDEPENDENT BANKERSBANK	3.5	02/01/2027	305	984,968.90			01/30/2013	2,091,644.40	2,070,154.16
3138E4YC9		FNMA #AK0706		THE INDEPENDENT BANKERSBANK	3.5	02/01/2027	305	2,222,500.00			07/28/2014	1,515,760.24	1,502,903.44
TIB	164028308			THE INDEPENDENT BANKERSBANK	3.5	02/01/2027	305	1,340,171.28			04/03/2013	1,763,563.65	1,747,063.60
3138E4YC9		FNMA #AK0705		THE INDEPENDENT BANKERSBANK	3.5	02/01/2027	305	3,250,000.00			07/28/2014	2,215,782.97	2,184,894.20
TIB	164028413			THE INDEPENDENT BANKERSBANK	3.5	02/01/2027	305	1,959,755.53			01/30/2013	2,791,820.80	2,746,009.45
3138EGSH8		FNMA #AL0519		THE INDEPENDENT BANKERSBANK	4	03/01/2026	305	2,500,000.00			07/28/2014	3,610,144.54	3,547,939.71
TIB	164024507			THE INDEPENDENT BANKERSBANK	4	03/01/2026	305	1,405,157.53			05/22/2012	2,932,565.41	2,882,127.19
3138EJNE4		FNMA #AL2188 ARM		THE INDEPENDENT BANKERSBANK	2.359	06/01/2042	305	2,900,000.00			07/28/2014	1,058,246.14	1,187,523.96
TIB	164027988			THE INDEPENDENT BANKERSBANK	4	06/01/2032	305	1,676,658.14			07/28/2014	1,185,085.61	
3141BAF78		FNMA #MA1089		THE INDEPENDENT BANKERSBANK	4	06/01/2032	305	2,850,000.00			07/28/2014		
TIB	164027935			THE INDEPENDENT BANKERSBANK	3	08/01/2022	305	2,040,909.14			01/30/2013		
3141BAH76		FNMA #MA1153		THE INDEPENDENT BANKERSBANK	3	09/01/2022	305	4,000,000.00			07/28/2014		
TIB	164029358			THE INDEPENDENT BANKERSBANK	3	09/01/2022	305	2,637,335.36			01/30/2013		
3141BAJ33		FNMA #MA1181		THE INDEPENDENT BANKERSBANK	3	10/01/2022	305	4,950,000.00			07/28/2014		
TIB	164029593			THE INDEPENDENT BANKERSBANK	3	10/01/2022	305	3,407,593.02			01/30/2013		
3141BAK80		FNMA #MA1218		THE INDEPENDENT BANKERSBANK	3	05/01/2023	305	3,950,000.00			07/28/2014		
TIB	164029369			THE INDEPENDENT BANKERSBANK	3	05/01/2023	305	2,768,201.63			01/30/2013		
3141BATJ7		FNMA #MA1452		THE INDEPENDENT BANKERSBANK	4	01/01/2026	305	1,270,760.00			07/28/2014		
TIB	219000475			THE INDEPENDENT BANKERSBANK	4	01/01/2026	305	1,016,160.27			03/05/2014		
31419AY35		FNMA POOL-AE0729		THE INDEPENDENT BANKERSBANK	4	01/01/2026	305	2,100,000.00			07/28/2014		
TIB	164024025			THE INDEPENDENT BANKERSBANK	4	01/01/2026	305	1,108,182.43			05/22/2012		
TOTAL FOR PLEDGE ID hockc											Book:	22,936,333.89	
Pledged: 12											Orig Face:	34,093,260.00	
											Current Face:	21,566,595.41	
											Market:	22,654,212.45	



Partner:

Trusted:

The information contained herein; while believed to be reliable, is not guaranteed.  
 For assistance please contact TIB Investment Portfolio (972) 650-6078.



From: Stephen Gutleber <SGutleber@platinumbanktexas.com>  
 To: Denise <hockleytreasurer@aol.com>  
 Cc: Judy Rountree <Jroundtree@platinumbanktexas.com>  
 Subject: July Pledge Agreement  
 Date: Mon, Aug 11, 2014 9:28 am  
 Attachments: July\_Statement.pdf (433K)

Denise,

Please find July's pledge information.

Thanks,

**Platinum Bank  
Pledge Agreement Summary  
As of 7/31/14**

Bank: Evans Robinson  
 10000 Highway 61  
 2000 Houston Street  
 Lewisville, TX 75044


Pledge Agreement Detail(s) as of:

Type	Symbol	ISIN Number	Par Amount	Interest Rate	Maturity Date	Current Market Value (as of 7/31/14)
MSB	GMNA	US0208700101	100,000.00	3.125%	11/15/2017	97,364.43
MSB	GMNA	US0208700104	700,000.00	4.875%	8/15/2020	692,847.73
MSB	GMNA	US0208700102	1,000,000.00	4.875%	10/15/2021	714,470.46
MLN	JEFFERSON TRUST	US0208700103	400,000.00	3.125%	11/15/2017	404,274.01
MLN	LITTLE ROCK	US0208700105	200,000.00	3.125%	11/15/2017	204,650.42
MLN	INDUSTRIAL TRUST	US0208700104	200,000.00	3.125%	11/15/2017	201,820.65
MLN	GREENBERG CO	US0208700106	200,000.00	4.125%	11/15/2017	200,444.18
MLN	WEATHERS FORDS	US0208700107	200,000.00	4.125%	11/15/2017	204,620.03
Total Securities Pledged						4,096,839.87

11/15/2017 3,411,429.69  
 11/15/2017 3,411,429.69  
 3,411,429.69

11/15/2017 200,000.00  
 Total Securities Pledged 3,411,429.69  
 11/15/2017 3,411,429.69

INVESTMENT SECURITIES ARE NOT FDIC INSURED



Stephen Gutleber

Financial Analyst / Banking Officer

[sgutleber@platinumbanktexas.com](mailto:sgutleber@platinumbanktexas.com)

[www.platinumbanktexas.com](http://www.platinumbanktexas.com)

TREASURER'S JULY 2014 FINANCIAL REPORT

HOCKLEY COUNTY Mallet Event Center and Arena  
 \$14,515,000 - Bond Issue - 10 Year Repayment  
 Fund 065, Series 2009 3.04%

FYE	Previous Balance Outstanding	Principal Payment Due	Interest Payment Due	Current Balance Outstanding
2010	\$17,636,079.00	\$1,185,000.00	\$312,878.88	
PD				\$15,871,600.00
2011	\$15,871,600.00	\$1,255,000.00	\$508,100.00	
PD				\$14,108,500.00
2012	\$14,108,500.00	\$1,305,000.00	\$456,900.00	
PD				\$12,346,600.00
2013	\$12,346,600.00	\$1,360,000.00	\$403,600.00	
PD				\$10,583,000.00
2014	\$10,583,000.00	\$1,415,000.00	\$348,100.00	
				\$8,819,900.00
2015	\$8,819,900.00	\$1,475,000.00	\$290,300.00	
				\$7,054,600.00
2016	\$7,054,600.00	\$1,535,000.00	\$230,100.00	
				\$5,289,500.00
2017	\$5,289,500.00	\$1,595,000.00	\$167,500.00	
				\$3,527,000.00
2018	\$3,527,000.00	\$1,660,000.00	\$102,400.00	
				\$1,764,600.00
2019	\$1,764,600.00	\$1,730,000.00	\$34,600.00	
				\$0.00

\*Principal Payments Due Annually  
 \*\*Interest Payments are Due Semi-annually

# Treasurer's Monthly Report

*Prepared by Denise Bohannon, Hockley County Treasurer*

Certificates of Deposit									
Purchase Date	Account	Bank	Beginning Amount	Maturity Date	Interest Rate	Interest Paid	Month's Interest Earned	Current Bal	
11/26/2012	011-AdValorem	Plat/567	\$2,000,000.00	11/26/2014	1.15%	Monthly	\$1,908.70	\$2,038,273.64	
11/26/2012	011-AdValorme	Plat/565	\$2,000,000.00	11/26/2014	1.10%	Monthly	\$1,859.12	\$2,076,366.26	
11/28/2011	060-I&S Hosp. Bd. 011-AdValorem	Aim	\$36,481.21	11/28/2014	0.55%	Monthly	\$16.88	\$37,354.30	
2/19/2014	011-AdValorem Excess	Aim	3,000,000.00	8/19/2014	0.75%	Monthly	\$1,853.88	\$3,009,257.99	
2/19/2014	011-AdValorem Excess	Aim	3,000,000.00	11/19/2014	0.75%	Monthly	\$1,853.88	\$3,009,257.99	