

TREASURER'S JUNE 2013 FINANCIAL REPORT

THE STATE OF TEXAS  
COUNTY OF HOCKLEY  
AFFIDAVIT

The Treasurer's Monthly Report includes, but is not limited to, money received and disbursed; debts due to (if known) and owed by the county; and all other proceedings in the treasurer's office that pertain to the Financial Standing of Hockley County. {LGC 114.026(a)(b)}

The Treasurer's Books and the Auditor's General Ledger agree. The Bank Statements have been reconciled; any adjustments have been noted.

The affidavit must state the amount of the cash and other assets that are in the custody of the county treasurer at the time of the examination. {LGC 114.026 (d)} \$18,715,992.58 Months Ending Balance


Any interest earned that is posted by financial institutions to our accounts on the last business day of the month is included in the combined statement of receipts and disbursements with the exception of our Business Savings Accounts. Interest for our Savings Accounts will post the month after each quarter.

The Treasurer's Monthly Report has been submitted and the Bank Reconciliation is pending review by Auditor. {LGC 114.026(b)}

All investments are in compliance with both the Public Funds Investment Act and the Hockley County Investment Policy. The investment strategy is passive, which maintains a liquid cash flow and safety of the investment as priority. {LGC 2256.023}


Therefore, Denise Bohannon, County Treasurer of Hockley County, Texas, who being fully sworn, upon oath says that the within and foregoing report is true and correct to the best of her knowledge.


Filed with accompanying vouchers this the 5 day of Aug, 2013.


  
Denise Bohannon, Treasurer, Hockley County


Commissioners' Court having reviewed the Treasurer's Report as presented, having taken reasonable steps to ensure its accuracy and based upon presentations of the Treasurer's Office approve the report, subject to the independent auditor's review and request that it be filed with the official minutes of this meeting. {LGC 114.026(c)}

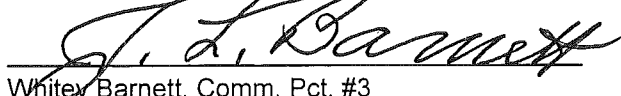
In addition, the below signatures affirm that the Treasurer's Report complies with statutes as referenced. {LGC 114.026(d)}


  
Linda Barnette, Auditor, Hockley County / Date

  
Larry Sprowls, County Judge

  
Curtis Thrash, Comm. Pct. #1

  
Larry Carter, Comm. Pct. #2

  
Whitey Barnett, Comm. Pct. #3

  
Tommy Clevenger, Comm. Pct. #4

Sworn to & Subscribed to Before Me, by the County Treasurer, the Auditor & Commissioners Court on this 5th day of Aug, 2013.

  
Irene Gumula, County Clerk

Treasurer's Monthly Report  
*Prepared by Denise Bohannon, Hockley County Treasurer*

**SECTION 1 – Cash Flow**

**Page 1-5** Combined Statement of Cash Receipts and Disbursements

**Pages 6-7** Bank Collateral  
Pledged Securities the Banks have pledged on behalf of Hockley County

**Page 8** Bond Indebtedness

**Page 9** Certificates of Deposit

**SECTION 2 – Investments Long Term**

Per the Public Funds Investment Act and the Hockley County Investment Policies, the Investments Report is required on a Quarterly Basis. However, in an effort to keep the Commissioners' Court informed *available* information is provided on a Monthly basis.

All investments are in compliance with both the Public Funds Investment Act and the Hockley County Investment Policy. The investment strategy is passive, which maintains a liquid cash flow and safety of the investment as priorities. {GC 2256.023}

---

Investments – Funds are not immediately available – must wait until maturity

ACCOUNT NAME	BEGINNING CASH BALANCE	CASH RECEIPTS	CASH DISBURSEMENTS	ENDING CASH BALANCE
2013 096 CA/DA PRE-TRIAL DIVERSION FUND	39,495.86	2,618.35	.00	42,114.21
CASH FUND TOTALS	39,495.86	2,618.35	.00	42,114.21
2013 098 CLEARING FUND	.00	1,064,830.27	1,064,830.27	.00
CASH FUND TOTALS	.00	1,064,830.27	1,064,830.27	.00
GRAND TOTALS	19,137,662.93	3,277,384.73	3,699,055.08	18,715,992.58

Done Int / 12,824.35

ACCOUNT NAME	BEGINNING CASH BALANCE	CASH RECEIPTS	CASH DISBURSEMENTS	ENDING CASH BALANCE
2013 082 DA FORFEITURE FUND	14,626.94	11.53	.00	14,638.47
CASH	14,626.94	11.53	.00	14,638.47
FUND TOTALS	14,626.94	11.53	.00	14,638.47
2013 083 CA THEFT OF SERVICE	4,611.13	1,707.12	2,008.73	4,309.52
CASH	4,611.13	1,707.12	2,008.73	4,309.52
FUND TOTALS	4,611.13	1,707.12	2,008.73	4,309.52
2013 084 SHERIFF WORK RELEASE PROGRAM	1,827.78	1.43	.00	1,829.21
CASH	1,827.78	1.43	.00	1,829.21
FUND TOTALS	1,827.78	1.43	.00	1,829.21
2013 085 HOCKLEY CO GRANTS FUND	8,274.86	6.52	.00	8,281.38
CASH	8,274.86	6.52	.00	8,281.38
FUND TOTALS	8,274.86	6.52	.00	8,281.38
2013 086 JAG GRANT FUND	.00	.00	.00	.00
CASH	.00	.00	.00	.00
FUND TOTALS	.00	.00	.00	.00
2013 087 HC JUVENILE PROBATION FEES	40,161.41	151.73	.00	40,313.14
CASH/ATM	40,161.41	151.73	.00	40,313.14
FUND TOTALS	40,161.41	151.73	.00	40,313.14
2013 088 PAYROLL CLEARING ACCOUNT	1,138.80	271,096.56	271,076.78	1,158.58
CASH/ASB	1,138.80	271,096.56	271,076.78	1,158.58
FUND TOTALS	1,138.80	271,096.56	271,076.78	1,158.58
2013 089 SEIZURE PROCEEDS FUND	27,330.82	21.55	.00	27,352.37
CASH/ASB	27,330.82	21.55	.00	27,352.37
FUND TOTALS	27,330.82	21.55	.00	27,352.37
2013 090 JUVENILE PROBATION FUND	37,697.21	33,266.92	40,726.56	30,237.57
CASH/ATM	37,697.21	33,266.92	40,726.56	30,237.57
FUND TOTALS	37,697.21	33,266.92	40,726.56	30,237.57
2013 091 JUVENILE PROBATION RESTITUTION	10,786.31	158.50	150.00	10,794.81
CASH	10,786.31	158.50	150.00	10,794.81
FUND TOTALS	10,786.31	158.50	150.00	10,794.81
2013 092 HOCKLEY COUNTY COMMUNITY SUPER	53,404.54	72,902.31	32,819.10	93,487.75
CASH/ASB	53,404.54	72,902.31	32,819.10	93,487.75
FUND TOTALS	53,404.54	72,902.31	32,819.10	93,487.75
2013 093 HOCKLEY COUNTY MEDICAL FUND	9,984.89	32.84	80.00	9,937.73
CASH/ASB	9,984.89	32.84	80.00	9,937.73
FUND TOTALS	9,984.89	32.84	80.00	9,937.73
2013 094 COUNTY ATTORNEY RESTITUTION	736.42	912.67	1,396.82	1,220.57
CASH/ASB	736.42	912.67	1,396.82	1,220.57
FUND TOTALS	736.42	912.67	1,396.82	1,220.57
2013 095 D A RESTITUTION FUND	2,937.56	77.32	.00	3,014.88
CASH/ASB	2,937.56	77.32	.00	3,014.88
FUND TOTALS	2,937.56	77.32	.00	3,014.88

ACCOUNT NAME FUND TOTALS	BEGINNING CASH BALANCE	CASH RECEIPTS	CASH DISBURSEMENTS	ENDING CASH BALANCE
2013 054 JUSTICE OF PEACE #4 CASH FUND TOTALS	945.15	1,668.00	939.20-	1,673.95
2013 055 JUSTICE OF PEACE #5 CASH FUND TOTALS	36,284.72	31,670.51	39,688.05-	28,267.18
2013 056 SHERIFF FEE ACCOUNT CASH FUND TOTALS	1,160.04	.59	405.00-	755.63
2013 057 SO TRAINING DONATIONS FUND CASH/ASB FUND TOTALS	1,967.94	1.54	.00	1,969.48
2013 060 I&S FUND: '88 HOSPITAL BOND CASH/ASB TODA - CD BALANCE FUND TOTALS	37,031.32	31.45	.00	37,062.77
2013 065 MPBC INTEREST & SINKING FUND CASH BUSINESS ELITE SAVINGS ACCT TDOA - INVESTMENT BALANCE FUND TOTALS	417,101.24	7,649.42	.00	424,750.66
2013 066 MALLETT CONSTRUCTION FUND CASH BUSINESS ELITE SAVINGS ACCT TDOA - CD FUND TOTALS	.00	.00	.00	.00
2013 070 PERMANENT IMPROVEMENT FUND CASH/ASB FUND TOTALS	333,894.79	263.28	.00	334,158.07
2013 071 HOCKLEY CO ROAD BOND FUND CASH/ATM TDOA/ASB FUND TOTALS	20,790.05	16.39	.00	20,806.44
2013 072 MALLETT OPERATING FUND CASH/ATM FUND TOTALS	217,585.55	32,064.66	42,510.03-	207,140.18
2013 079 DA FEDERAL FORFEITED FUNDS CASH FUND TOTALS	4,224.56	3.24	.00	4,227.80
2013 080 FM & LR FUND CASH/ATM FUND TOTALS	4,402.71	3.46	.00	4,406.17
2013 081 DA TRUST ACCOUNT CASH/ATM	11,235.86	12,484.72	1,642.22-	22,078.36

ACCOUNT NAME	BEGINNING CASH BALANCE	CASH RECEIPTS	CASH DISBURSEMENTS	ENDING CASH BALANCE
2013 035 LIBRARY FUND	49,593.91	2,293.90	15,910.82	35,976.99
CASH/AIM	49,593.91	2,293.90	15,910.82	35,976.99
FUND TOTALS	49,593.91	2,293.90	15,910.82	35,976.99
2013 039 DISTRICT CLERK PRESERVATION	17,557.14	164.75	.00	17,721.89
CASH/AIM	17,557.14	164.75	.00	17,721.89
FUND TOTALS	17,557.14	164.75	.00	17,721.89
2013 040 COUNTY CLERK PRESERVATION FUND	45,426.17	5,640.65	3,709.62	47,357.20
CASH/AIM	45,426.17	5,640.65	3,709.62	47,357.20
TDOA - CD BALANCE - ASB	.00	.00	.00	.00
FUND TOTALS	45,426.17	5,640.65	3,709.62	47,357.20
2013 041 RECORDS MANAGEMENT OFFICER	11,542.67	831.36	161.98	12,212.05
CASH/AIM	11,542.67	831.36	161.98	12,212.05
FUND TOTALS	11,542.67	831.36	161.98	12,212.05
2013 042 R&B EXTRA FEE ACCOUNT	213,861.61	20,537.77	200,000.00	34,399.38
CASH/ASB	213,861.61	20,537.77	200,000.00	34,399.38
FUND TOTALS	213,861.61	20,537.77	200,000.00	34,399.38
2013 043 COURTHOUSE SECURITY FUND	12,833.41	1,800.21	2,282.58	12,351.04
CASH/AIM	12,833.41	1,800.21	2,282.58	12,351.04
FUND TOTALS	12,833.41	1,800.21	2,282.58	12,351.04
2013 044 JUSTICE COURT TECHNOLOGY FUND	48,038.65	1,620.19	1,014.56	48,644.28
CASH	48,038.65	1,620.19	1,014.56	48,644.28
FUND TOTALS	48,038.65	1,620.19	1,014.56	48,644.28
2013 045 SHERIFF CASH BOND ACCOUNT	36,909.42	.00	.00	36,909.42
CASH	36,909.42	.00	.00	36,909.42
FUND TOTALS	36,909.42	.00	.00	36,909.42
2013 046 COUNTY CLERK CASH BOND ACCT	53,619.02	.00	.00	53,619.02
CASH	53,619.02	.00	.00	53,619.02
FUND TOTALS	53,619.02	.00	.00	53,619.02
2013 047 JPS CASH BOND ACCOUNT	1,422.71	.00	.00	1,422.71
CASH	1,422.71	.00	.00	1,422.71
FUND TOTALS	1,422.71	.00	.00	1,422.71
2013 048 COUNTY CLERK	37,475.08	35,963.95	38,149.33	35,289.70
CASH	37,475.08	35,963.95	38,149.33	35,289.70
FUND TOTALS	37,475.08	35,963.95	38,149.33	35,289.70
2013 050 JUSTICE BENEFIT FUND	34,098.89	26.88	.00	34,125.77
CASH	34,098.89	26.88	.00	34,125.77
FUND TOTALS	34,098.89	26.88	.00	34,125.77
2013 051 JUSTICE OF PEACE #1	8,003.94	4,154.40	7,582.44	4,575.90
CASH	8,003.94	4,154.40	7,582.44	4,575.90
FUND TOTALS	8,003.94	4,154.40	7,582.44	4,575.90
2013 052 JUSTICE OF PEACE #2	1,595.76	1,626.20	2,479.20	742.76
CASH	1,595.76	1,626.20	2,479.20	742.76

ACCOUNT NAME	BEGINNING CASH BALANCE	CASH RECEIPTS	CASH DISBURSEMENTS	TO JUNE	ENDING CASH BALANCE
2013 010 GENERAL FUND	4,675,101.70	105,038.98	1,267,873.13-	3,512,267.55	
CASH/AIM					
TDOA/CD/ASB	.00	.00	.00	.00	
FUND TOTALS	4,675,101.70	105,038.98	1,267,873.13-	3,512,267.55	
2013 011 AD VALOREM TAX ACCOUNT					
CASH/AIM	37,119.50	28.47	.00	37,147.97	
CASH/TO AD VAL EXCESS	6,508,629.58	52,186.21	.00	6,560,815.79	
CASH/BUSINESS ELITE SAVINGS	.00	22,752.41	22,752.41-	.00	
TDOA - CD/ PIAT	4,061,459.05	3,846.71	.00	4,065,305.76	
FUND TOTALS	10,607,208.13	78,813.80	22,752.41-	10,663,269.52	
2013 012 OFFICERS SALARY FUND					
CASH/AIM	366,819.73	1,052,293.89	346,007.00-	1,073,106.62	
FUND TOTALS	366,819.73	1,052,293.89	346,007.00-	1,073,106.62	
2013 013 AUTO REGISTRATION FUND					
CASH/AIM	405,467.93	183,664.72	.00	589,132.65	
FUND TOTALS	405,467.93	183,664.72	.00	589,132.65	
2013 014 INDIGENT HEALTH CARE FUND					
CASH/AIM	80,187.22	58.59	7,817.04-	72,428.77	
FUND TOTALS	80,187.22	58.59	7,817.04-	72,428.77	
2013 016 HOCKLEY COUNTY: IEOSE FUND					
CASH/AIM	17,861.61	14.08	.00	17,875.69	
FUND TOTALS	17,861.61	14.08	.00	17,875.69	
2013 017 JURY FUND					
CASH/AIM	97,059.36	1,675.10	26,379.52-	72,354.94	
FUND TOTALS	97,059.36	1,675.10	26,379.52-	72,354.94	
2013 021 ROAD & BRIDGE #1					
CASH/AIM	206,186.05	59,638.64	41,940.60-	223,884.09	
CASH/LAT1 AIM	3,230.12	.00	.00	3,230.12	
FUND TOTALS	209,416.17	59,638.64	41,940.60-	227,114.21	
2013 022 ROAD & BRIDGE #2					
CASH/AIM	115,640.51	59,571.50	76,733.50-	98,478.51	
CASH/LATRD2/AIM	64,697.88	.00	.00	64,697.88	
FUND TOTALS	180,338.39	59,571.50	76,733.50-	163,176.39	
2013 023 ROAD & BRIDGE #3					
CASH/ASB	329,975.95	59,700.24	82,265.95-	307,410.24	
CASH/LATRD3	17,784.82	.00	.00	17,784.82	
FUND TOTALS	347,760.77	59,700.24	82,265.95-	325,195.06	
2013 024 ROAD & BRIDGE #4					
CASH/ASB	140,915.91	59,561.49	52,064.00-	148,413.40	
CASH/LATRD4	2,331.44	.00	.00	2,331.44	
FUND TOTALS	143,247.35	59,561.49	52,064.00-	150,744.84	
2013 025 ROAD & BRIDGE #5					
CASH/AIM	69,397.05	8,808.64	5,658.64-	72,547.05	
FUND TOTALS	69,397.05	8,808.64	5,658.64-	72,547.05	
2013 030 LAW LIBRARY FUND					
CASH/AIM	27,653.52	231.92	.00	27,885.44	

Investment Portfolio Pledged Securities  
 AIM BANK  
 LITTLEFIELD, TX

InTrader (pledged )  
 Last : 06/30/2013  
 As-of: 07/31/2013  
 2AIM 1018373

Sec ID	Loc	Ticket	Security Description Line 1	Security Description Line 2	Safeguarding Agent	Rate	Maturity	Grp	Original Face S & P	Priced Pledged	Book Value Market Value		
PLEDGED TO: hockc													
*HOCKLEY COUNTY													
TIB		213001965	FHLMC #2B0639 ARM		THE INDEPENDENT BANKERSBANK	2.308	06/01/2042	305	2,000,000.00	07/26/2013	1,636,275.21		
TIB		3128Q0GE1	FHLMC GOLD #J19197		THE INDEPENDENT BANKERSBANK	3	05/01/2027	305	1,561,670.46	01/30/2013	1,590,042.86		
TIB		164030159	FNMA #AH3552		THE INDEPENDENT BANKERSBANK	3	05/01/2027	305	3,400,000.00	07/26/2013	2,755,125.78		
TIB		164027666	FNMA #AH3552		THE INDEPENDENT BANKERSBANK	3.5	02/01/2026	305	2,100,000.00	04/11/2013	2,697,474.44		
TIB		3138E4YC9	FNMA #AK0706		THE INDEPENDENT BANKERSBANK	3.5	02/01/2027	305	1,197,655.96	07/26/2013	1,280,798.73		
TIB		164028308	FNMA #AK0706		THE INDEPENDENT BANKERSBANK	3.5	02/01/2027	305	2,222,500.00	01/30/2013	1,251,531.53		
TIB		3138E4YC9	FNMA #AK0706		THE INDEPENDENT BANKERSBANK	3.5	02/01/2027	305	1,609,608.44	07/26/2013	1,722,952.71		
TIB		164028413	FNMA #AK0706		THE INDEPENDENT BANKERSBANK	3.5	02/01/2027	305	3,250,000.00	04/03/2013	1,681,953.80		
TIB		3138EGSH8	FNMA #AL0519		THE INDEPENDENT BANKERSBANK	4	03/01/2026	305	2,353,758.13	07/26/2013	2,518,783.93		
TIB		164024507	FNMA #AL2188 ARM		THE INDEPENDENT BANKERSBANK	4	03/01/2026	305	2,500,000.00	05/22/2012	1,862,361.22		
TIB		3138EJNE4	FNMA #AL2188 ARM		THE INDEPENDENT BANKERSBANK	4	03/01/2026	305	1,720,628.05	07/26/2013	1,853,599.19		
TIB		164027988	FNMA #994933		THE INDEPENDENT BANKERSBANK	2.373	06/01/2042	305	2,900,000.00	07/26/2013	2,338,557.84		
TIB		164006062	FNMA #994933		THE INDEPENDENT BANKERSBANK	5	09/01/2023	305	2,222,715.61	01/30/2013	2,268,260.56		
TIB		31418AF78	FNMA #MA1089		THE INDEPENDENT BANKERSBANK	4	06/01/2032	305	9,650,000.00	07/26/2013	1,285,243.90		
TIB		164027935	FNMA #MA1089		THE INDEPENDENT BANKERSBANK	4	06/01/2032	305	1,216,015.49	10/18/2010	1,307,007.59		
TIB		31418AH76	FNMA #MA1153		THE INDEPENDENT BANKERSBANK	3	08/01/2022	305	2,850,000.00	07/26/2013	2,607,735.65		
TIB		164029358	FNMA #MA1153		THE INDEPENDENT BANKERSBANK	3	08/01/2022	305	4,000,000.00	07/26/2013	2,499,538.00		
TIB		31418AL33	FNMA #MA1181		THE INDEPENDENT BANKERSBANK	3	09/01/2022	305	3,263,964.00	01/30/2013	3,471,793.08		
TIB		164029593	FNMA #MA1181		THE INDEPENDENT BANKERSBANK	3	09/01/2022	305	4,950,000.00	07/26/2013	3,392,404.54		
TIB		31418AK80	FNMA #MA1218		THE INDEPENDENT BANKERSBANK	3	10/01/2022	305	4,215,955.10	01/30/2013	4,488,415.47		
TIB		164029389	FNMA #MA1218		THE INDEPENDENT BANKERSBANK	3	10/01/2022	305	3,950,000.00	07/26/2013	4,382,188.23		
TIB		31419AY35	FNMA POOL AE0729		THE INDEPENDENT BANKERSBANK	4	01/01/2026	305	3,412,115.70	01/30/2013	3,652,429.78		
TIB		164024025	FNMA POOL AE0729		THE INDEPENDENT BANKERSBANK	4	01/01/2026	305	2,100,000.00	07/26/2013	3,546,787.51		
TOTAL FOR PLEDGE ID hockc										05/22/2012	1,452,356.21		
Pledged: 13										Orig Face: 39,872,500.00	Current Face: 29,156,128.03	Market: 30,382,694.46	Book: 31,055,062.49

The information contained herein, while believed to be reliable, is not guaranteed.  
 For assistance please contact TIB Investment Portfolio (972) 550-0076.





**Platinum Bank**  
**Pledge Agreement Summary**  
**As of 06/30/13**

Attn: Denise Bohannon  
 Hockey County  
 802 Houston Street  
 Levelland, TX 79336

Pledge Agreement Collateralized by

Account Balance	
CD # 8585	\$ 2,052,020.73
CD # 8587	\$ 2,013,285.03
	<b>\$ 4,065,305.76</b>

Type	Issuer	Cusip Number	Par Amount	Interest Rate	Maturity Date	Current Market Value (as of 6/30/13)
MBS	FNMA	3138E2MU1	811,984.37	3.500%	1/1/2027	835,862.26
MBS	GNMA	36241L2J4	715,246.54	4.500%	8/15/2026	648,851.47
MBS	GNMA	36241L4J2	1,158,798.99	4.500%	12/20/2031	1,020,401.11
MUNI	JEFFERSON TX ISD	475214GV8	400,000.00	3.500%	2/15/2030	390,600.00
MUNI	KERRVILLE TX	492422LQ1	225,000.00	2.750%	2/15/2027	214,114.50
MUNI	MAYPEARL TX ISD	578489KT4	500,000.00	3.000%	2/15/2032	468,585.00
MUNI	ROSENBERG TX	777628VVC9	595,000.00	4.050%	3/1/2025	623,530.25
MUNI	WEATHERFORD TX	947100MND	300,000.00	4.125%	3/1/2026	319,479.00
<b>Total Securities Pledged</b>						<b>4,521,423.59</b>

FDIC Coverage	250,000.00
Total Securities Pledged	\$ 4,521,423.59
Excess Coverage	\$ (706,117.83)

**INVESTMENT SECURITIES ARE NOT FDIC INSURED**

**HOCKLEY COUNTY Mallet Event Center and Arena**  
**\$14,515,000 - Bond Issue - 10 Year Repayment**  
**Fund 065, Series 2009 3.04%**

<b>FYE</b>	<b>Previous Balance Outstanding</b>	<b>Principal Payment Due</b>	<b>Interest Payment Due</b>	<b>Current Balance Outstanding</b>
<b>2010 PAID</b>	\$17,636,079.00	\$1,185,000.00	\$312,878.88	
			\$266,600.00	\$15,871,600.00
<b>2011 PAID</b>	\$15,871,600.00	\$1,255,000.00	\$508,100.00	
			\$0.00	\$14,108,500.00
<b>2012 PAID</b>	\$14,108,500.00	\$1,305,000.00	\$456,900.00	
				\$12,346,600.00
<b>2013</b>	\$12,346,600.00	\$1,360,000.00	\$403,600.00	
				\$10,583,000.00
<b>2014</b>	\$10,583,000.00	\$1,415,000.00	\$348,100.00	
				\$8,819,900.00
<b>2015</b>	\$8,819,900.00	\$1,475,000.00	\$290,300.00	
				\$7,054,600.00
<b>2016</b>	\$7,054,600.00	\$1,535,000.00	\$230,100.00	
				\$5,289,500.00
<b>2017</b>	\$5,289,500.00	\$1,595,000.00	\$167,500.00	
				\$3,527,000.00
<b>2018</b>	\$3,527,000.00	\$1,660,000.00	\$102,400.00	
				\$1,764,600.00
<b>2019</b>	\$1,764,600.00	\$1,730,000.00	\$34,600.00	
				\$0.00

\*Principal Payments Due Annually

\*\*Interest Payments are Due Semi-annually

### Certificates of Deposit

Purchase Date	Account	Bank	Beginning Amount	Maturity Date	Interest Rate	Interest Paid	Month's		
							Interest Earned	Interest Earned	
11/26/2012	011-AdValorem	PLATINUM	2,000,000.00	11/26/2014	1.14%	Monthly	\$1,948.12		***567
11/26/2012	011-AdValorem	PLATINUM	2,039,072.20	11/26/2013	1.09%	Monthly	\$1,898.54		***565
11/28/2011	060-I&S Hosp. Bd	AIM	36,481.21	11/28/2013	1.00%	Monthly	\$31.45		***736