

TREASURER'S DEC 2013 FINANCIAL REPORT

THE STATE OF TEXAS
COUNTY OF HOCKLEY
AFFIDAVIT

The Treasurer's Monthly Report includes, but is not limited to, money received and disbursed; debts due to (if known) and owed By the county; and all other proceedings in the treasurer's office that pertain to the Financial Standing of Hockley County. {LGC 114.026(a)(b)}

The Treasurer's Books and the Auditor's General Ledger agree. The Bank Statements have been reconciled; any adjustments Have been noted.

The affidavit must state the amount of the cash and other assets that are in the custody of the county treasurer at the time of The examination. {LGC 114.026 (d)} **\$17,388,366.23 Month Ending Balance**

Any interest earned that is posted by financial institutions to our accounts on the last business day of the month is included In the combined statement of receipts and disbursements. **\$14,616.45 Interest Earned**

The Treasurer's Monthly Report has been submitted and the Bank Reconciliation is pending review by Auditor. {LGC 114.026(b)}

All investments are in compliance with both the Public Funds Investment Act and the Hockley County Investment Policy. The investment strategy is passive, which maintains a liquid cash flow and safety of the investment as priority. {LGC 2256.023}


Therefore, Denise Bohannon, County Treasurer of Hockley County, Texas, who being fully sworn, upon oath says that the within And foregoing report is true and correct to the best of her knowledge.


Filed with accompanying vouchers this the 24 day of Feb 2014



Denise Bohannon, Treasurer, Hockley County


Commissioners' Court having reviewed the Treasurer's Report as presented, having taken reasonable steps to ensure its accuracy and based upon presentations of the Treasurer's Office approve the report, subject to the independent auditor's Review and request that it be filed with the official minutes of this meeting. {LGC 114.026(c)}

In addition, the below signatures affirm that the Treasurer's Report complies with statutes as referenced: {LGC 114.026(d)}


Linda Burnette, Auditor, Hockley County / Date


Larry Sprowls, County Judge


Curtis Thrash, Comm. Pct. #1


Larry Carter, Comm. Pct. #2


Whitey Barnett, Comm. Pct. #3


Tommy Clevenger, Comm. Pct. #4

Sworn to & Subscribed to Before Me, by the County Treasurer, the Auditor & Commissioners Court on this 24th day of Feb. 2014.


Irene Gumula, County Clerk

Treasurer's Monthly Report
Prepared by Denise Bohannon, Hockley County Treasurer

SECTION 1 – Cash Flow

Pages 1-5 Combined Statement of Cash Receipts and Disbursements
Includes Interest and Bank Service Charge

Pages 6-7 Bank Collateral
Pledged Securities the Banks have pledged on behalf of Hockley County

Page 8 Bond Indebtedness

Page 9 Certificates of Deposit

SECTION 2 – Investments Long Term

Per the Public Funds Investment Act and the Hockley County Investment Policies, the Investments Report is required on a Quarterly Basis. However, in an effort to keep the Commissioners' Court informed *available* information is provided on a Monthly basis.

All investments are in compliance with both the Public Funds Investment Act and the Hockley County Investment Policy. The investment strategy is passive, which maintains a liquid cash flow and safety of the investment as priorities. {GC 2256.023}

Investments – Funds are not immediately available – must wait until maturity

ACCOUNT NAME	BEGINNING CASH BALANCE	CASH RECEIPTS	CASH DISBURSEMENTS	ENDING CASH BALANCE
2013 095 D A RESTITUTION FUND	4,043.41	2.78	1,396.01	2,650.18
FUND TOTALS	3,144.44	15.58	.00	3,160.02
2013 096 CA/DA PRE-TRIAL DIVERSION FUND	45,680.04	1,004.77	.00	46,684.81
FUND TOTALS	45,680.04	1,004.77	.00	46,684.81
2013 098 CLEARING FUND	.00	1,692,457.85	1,692,457.78	.07
FUND TOTALS	.00	1,692,457.85	1,692,457.78	.07
GRAND TOTALS	16,838,403.91	14,376,887.70	13,826,925.38	17,388,366.23

+11⁰⁰ JE For County Clk St. Tax Lien Filing Fee
 R# 64390

ACCOUNT NAME	CASH		CASH		ENDING CASH BALANCE
	BEGINNING CASH BALANCE	RECEIPTS	DISBURSEMENTS	CASH BALANCE	
2013 081 DA TRUST ACCOUNT	11,375.86	1,145.00	515.00-	12,005.86	
CASH/AIM	11,375.86	1,145.00	515.00-	12,005.86	
FUND TOTALS					
2013 082 DA FORFEITURE FUND	15,125.11	12.67	.00	15,137.78	
CASH	15,125.11	12.67	.00	15,137.78	
FUND TOTALS					
2013 083 CA THEFT OF SERVICE	5,224.22	1,465.25	2,268.38-	4,421.09	
CASH	5,224.22	1,465.25	2,268.38-	4,421.09	
FUND TOTALS					
2013 084 SHERIFF WORK RELEASE PROGRAM	1,836.79	1.53	.00	1,838.32	
CASH	1,836.79	1.53	.00	1,838.32	
FUND TOTALS					
2013 085 HOCKLEY CO GRANTS FUND	11,233.06	4.85	6,203.28-	5,034.63	
CASH	11,233.06	4.85	6,203.28-	5,034.63	
FUND TOTALS					
2013 086 JAG GRANT FUND	.00	.00	.00	.00	
CASH	.00	.00	.00	.00	
FUND TOTALS					
2013 087 HC JUVENILE PROBATION FEES	10,511.12	244.00	.00	10,755.12	
CASH/AIM	10,511.12	244.00	.00	10,755.12	
FUND TOTALS					
2013 088 PAYROLL CLEARING ACCOUNT	991.59	274,580.18	274,552.50-	1,019.27	
CASH/ASB	991.59	274,580.18	274,552.50-	1,019.27	
FUND TOTALS					
2013 089 SEIZURE PROCEEDS FUND	28,052.07	23.50	.00	28,075.57	
CASH/ASB	28,052.07	23.50	.00	28,075.57	
FUND TOTALS					
2014 090 JUVENILE PROBATION FUND	51,530.73	18,621.17	20,884.63-	49,267.27	
CASH/AIM	51,530.73	18,621.17	20,884.63-	49,267.27	
ACCOUNTS RECEIVABLE	97.75-	.00	.00	97.75-	
FUND TOTALS	51,432.98	18,621.17	20,884.63-	49,169.52	
2013 091 JUVENILE PROBATION RESTITUTION	10,839.76	9.07	.00	10,848.83	
CASH	10,839.76	9.07	.00	10,848.83	
FUND TOTALS					
2014 092 HOCKLEY COUNTY COMMUNITY SUPER	44,794.30	59,644.68	35,632.90-	68,806.08	
CASH/ASB	44,794.30	59,644.68	35,632.90-	68,806.08	
FUND TOTALS					
2013 093 HOCKLEY COUNTY MEDICAL FUND	9,823.85	8.22	.00	9,832.07	
CASH/ASB	9,823.85	8.22	.00	9,832.07	
FUND TOTALS					
2013 094 COUNTY ATTORNEY RESTITUTION	4,043.41	2.78	1,396.01-	2,650.18	
CASH/ASB	4,043.41	2.78	1,396.01-	2,650.18	

ACCOUNT NAME	BEGINNING CASH BALANCE	CASH RECEIPTS	CASH DISBURSEMENTS	ENDING CASH BALANCE
2013 052 JUSTICE OF PEACE #2	1,685.46	1,464.50	1,773.70	1,376.26
CASH	1,685.46	1,464.50	1,773.70	1,376.26
FUND TOTALS	1,685.46	1,464.50	1,773.70	1,376.26
2013 054 JUSTICE OF PEACE #4	1,476.95	829.00	1,471.00	834.95
CASH	1,476.95	829.00	1,471.00	834.95
FUND TOTALS	1,476.95	829.00	1,471.00	834.95
2013 055 JUSTICE OF PEACE #5	53,087.54	28,860.64	55,352.77	26,595.41
CASH	53,087.54	28,860.64	55,352.77	26,595.41
FUND TOTALS	53,087.54	28,860.64	55,352.77	26,595.41
2013 056 SHERIFF FEE ACCOUNT	1.50	.00	.00	1.50
CASH	1.50	.00	.00	1.50
FUND TOTALS	1.50	.00	.00	1.50
2013 057 SO TRAINING DONATIONS FUND	1,977.64	1.64	.00	1,979.28
CASH/ASB	1,977.64	1.64	.00	1,979.28
FUND TOTALS	1,977.64	1.64	.00	1,979.28
2013 060 IES FUND: '88 HOSPITAL BOND	37,218.39	.00	.00	37,218.39
CASH/ASB	37,218.39	.00	.00	37,218.39
TODA - CD BALANCE	.00	.00	.00	.00
FUND TOTALS	37,218.39	.00	.00	37,218.39
2013 065 MPEC INTEREST & SINKING FUND	.00	.00	.00	.00
CASH	.00	.00	.00	.00
BUSINESS ELITE SAVINGS ACCT	439,075.82	314,512.63	.00	753,588.45
TDOA - INVESTMENT BALANCE	.00	.00	.00	.00
FUND TOTALS	439,075.82	314,512.63	.00	753,588.45
2013 066 MALLETT CONSTRUCTION FUND	.00	.00	.00	.00
CASH	.00	.00	.00	.00
BUSINESS ELITE SAVINGS ACCT	.00	.00	.00	.00
TDOA - CD	.00	.00	.00	.00
FUND TOTALS	.00	.00	.00	.00
2013 070 PERMANENT IMPROVEMENT FUND	147,024.57	645,646.46	28,575.48	764,095.55
CASH/ASB	147,024.57	645,646.46	28,575.48	764,095.55
FUND TOTALS	147,024.57	645,646.46	28,575.48	764,095.55
2013 071 HOCKEY CO ROAD BOND FUND	20,893.12	17.50	.00	20,910.62
CASH/AIM	20,893.12	17.50	.00	20,910.62
TDOA/ASB	.00	.00	.00	.00
FUND TOTALS	20,893.12	17.50	.00	20,910.62
2013 072 MALLETT OPERATING FUND	173,922.82	17,520.15	38,011.97	153,431.00
CASH/AIM	173,922.82	17,520.15	38,011.97	153,431.00
FUND TOTALS	173,922.82	17,520.15	38,011.97	153,431.00
2013 079 DA FEDERAL FORFEITED FUNDS	3,933.59	3.42	69.24	3,867.77
CASH	3,933.59	3.42	69.24	3,867.77
FUND TOTALS	3,933.59	3.42	69.24	3,867.77
2013 080 FM & IR FUND	4,424.50	3.70	.00	4,428.20
CASH/AIM	4,424.50	3.70	.00	4,428.20

ACCOUNT NAME	BEGINNING	CASH	CASH	ENDING
AUDIT CASH ON HAND	CASH BALANCE	RECEIPTS	DISBURSEMENTS	CASH BALANCE
FUND TOTALS	.00	.00	.00	.00
2013 030 LAW LIBRARY FUND	79,345.42	7,435.60	8,771.30-	78,009.72
CASH/AIM	28,873.69	374.41	.00	29,248.10
FUND TOTALS	28,873.69	374.41	.00	29,248.10
2013 035 LIBRARY FUND	58,522.69	257.53	25,244.75-	33,535.47
CASH/AIM	58,522.69	257.53	25,244.75-	33,535.47
FUND TOTALS	58,522.69	257.53	25,244.75-	33,535.47
2013 039 DISTRICT CLERK PRESERVATION	28,505.92	158.10	.00	28,664.02
CASH/AIM	28,505.92	158.10	.00	28,664.02
FUND TOTALS	28,505.92	158.10	.00	28,664.02
2013 040 COUNTY CLERK PRESERVATION FUND	70,390.38	18,413.35	2,998.26-	85,805.47
CASH/AIM	70,390.38	18,413.35	2,998.26-	85,805.47
TDOA - CD BALANCE - ASB	.00	.00	.00	.00
FUND TOTALS	70,390.38	18,413.35	2,998.26-	85,805.47
2013 041 RECORDS MANAGEMENT OFFICER	12,613.42	957.90	2,493.94-	11,077.38
CASH/AIM	12,613.42	957.90	2,493.94-	11,077.38
FUND TOTALS	12,613.42	957.90	2,493.94-	11,077.38
2013 042 R&B EXTRA FEE ACCOUNT	149,625.82	14,638.54	.00	164,264.36
CASH/ASB	149,625.82	14,638.54	.00	164,264.36
FUND TOTALS	149,625.82	14,638.54	.00	164,264.36
2013 043 COURTHOUSE SECURITY FUND	12,623.25	2,513.05	964.11-	14,172.19
CASH/AIM	12,623.25	2,513.05	964.11-	14,172.19
FUND TOTALS	12,623.25	2,513.05	964.11-	14,172.19
2013 044 JUSTICE COURT TECHNOLOGY FUND	49,000.37	2,211.73	1,408.94-	49,803.16
CASH	49,000.37	2,211.73	1,408.94-	49,803.16
FUND TOTALS	49,000.37	2,211.73	1,408.94-	49,803.16
2013 045 SHERIFF CASH BOND ACCOUNT	42,409.42	.00	1,000.00-	41,409.42
CASH	42,409.42	.00	1,000.00-	41,409.42
FUND TOTALS	42,409.42	.00	1,000.00-	41,409.42
2013 046 COUNTY CLERK CASH BOND ACCT	59,619.02	.00	.00	59,619.02
CASH	59,619.02	.00	.00	59,619.02
FUND TOTALS	59,619.02	.00	.00	59,619.02
2013 047 JP5 CASH BOND ACCOUNT	1,734.71	.00	.00	1,734.71
CASH	1,734.71	.00	.00	1,734.71
FUND TOTALS	1,734.71	.00	.00	1,734.71
2013 048 COUNTY CLERK	47,316.56	32,448.76	54,123.16-	25,642.16
CASH	47,316.56	32,448.76	54,123.16-	25,642.16
FUND TOTALS	47,316.56	32,448.76	54,123.16-	25,642.16
2013 050 JUSTICE BENEFIT FUND	.00	.00	.00	.00
CASH	.00	.00	.00	.00
FUND TOTALS	.00	.00	.00	.00
2013 051 JUSTICE OF PEACE #1	9,033.05	6,817.35	8,257.45-	7,592.95
CASH	9,033.05	6,817.35	8,257.45-	7,592.95

ACCOUNT NAME	BEGINNING CASH BALANCE	CASH RECEIPTS	CASH DISBURSEMENTS	ENDING CASH BALANCE
2013 010 GENERAL FUND	5,211,771.27	3,295,661.98	2,074,129.93	6,433,303.32
CASH/AIM	.00	.00	.00	.00
AUDIT CASH ON HAND	.00	.00	.00	.00
TDOA/CD/ASB	.00	.00	.00	.00
FUND TOTALS	5,211,771.27	3,295,661.98	2,074,129.93	6,433,303.32
2013 011 AD VALOREM TAX ACCOUNT	37,304.97	4,308,733.71	4,308,701.00	37,337.68
CASH/AIM	3,996,024.43	2,184,158.55	4,308,701.00	1,871,481.98
CASH/TO AD VAL EXCESS	.00	.00	.00	.00
CASH/BUSINESS ELITE SAVINGS	4,084,344.31	3,743.50	.00	4,088,087.81
TDOA - CD/ PIAT	8,117,673.71	6,496,635.76	8,617,402.00	5,996,907.47
FUND TOTALS	16,807,85	14,08	.00	16,821.93
2013 012 OFFICERS SALARY FUND	512,915.50	964,516.42	429,477.86	1,047,954.06
CASH/AIM	.00	.00	.00	.00
AUDIT CASH ON HAND	512,915.50	964,516.42	429,477.86	1,047,954.06
FUND TOTALS	512,915.50	964,516.42	429,477.86	1,047,954.06
2013 013 AUTO REGISTRATION FUND	49,532.86	41.50	.00	49,574.36
CASH/AIM	49,532.86	41.50	.00	49,574.36
FUND TOTALS	49,532.86	41.50	.00	49,574.36
2013 014 INDIGENT HEALTH CARE FUND	57,128.35	36.77	20,842.80	36,322.32
CASH/AIM	57,128.35	36.77	20,842.80	36,322.32
FUND TOTALS	57,128.35	36.77	20,842.80	36,322.32
2013 016 HOCKLEY COUNTY: LEOSE FUND	16,807.85	14.08	.00	16,821.93
CASH/AIM	16,807.85	14.08	.00	16,821.93
FUND TOTALS	16,807.85	14.08	.00	16,821.93
2013 017 JURY FUND	268,096.64	761.26	19,974.22	248,883.68
CASH/AIM	.00	.00	.00	.00
AUDIT CASH ON HAND	268,096.64	761.26	19,974.22	248,883.68
FUND TOTALS	268,096.64	761.26	19,974.22	248,883.68
2013 021 ROAD & BRIDGE #1	158,200.52	58,151.40	117,964.34	98,387.58
CASH/AIM	12,122.17	.00	.00	12,122.17
CASH/LAT1 AIM	170,322.69	58,151.40	117,964.34	110,509.75
FUND TOTALS	158,200.52	58,151.40	117,964.34	98,387.58
2013 022 ROAD & BRIDGE #2	193,256.99	158,278.34	139,006.40	212,528.93
CASH/AIM	73,589.93	.00	.00	73,589.93
CASH/LATRD2/AIM	266,846.92	158,278.34	139,006.40	286,118.86
FUND TOTALS	193,256.99	158,278.34	139,006.40	212,528.93
2013 023 ROAD & BRIDGE #3	215,639.87	258,381.42	56,111.86	417,909.43
CASH/ASB	26,676.87	.00	.00	26,676.87
CASH/LATRD3	242,316.74	258,381.42	56,111.86	444,586.30
FUND TOTALS	215,639.87	258,381.42	56,111.86	417,909.43
2013 024 ROAD & BRIDGE #4	125,323.67	81.71	87,589.42	37,815.96
CASH/ASB	11,223.49	.00	.00	11,223.49
CASH/LATRD4	136,547.16	81.71	87,589.42	49,039.45
FUND TOTALS	125,323.67	81.71	87,589.42	37,815.96
2013 025 ROAD & BRIDGE #5	79,345.42	7,435.60	8,771.30	78,009.72
CASH/AIM	79,345.42	7,435.60	8,771.30	78,009.72

Investment Portfolio Pledged Securities
 AIM BANK
 LITTLEFIELD, TX

InTrader (pledged)
 Last : 11/30/2013
 As-of: 12/31/2013
 2AIM 1018373

Sec ID	Loc	Security Description	Safetkeeping Agent	Rate	Maturity	Grp	Original Face \$ & P	Moody	Pledged	Book Value		
PLEGGED TO: hockc *HOCKLEY COUNTY												
3128LLV86		FHLMC #2B0639 ARM	THE INDEPENDENT BANKERSBANK	2.296	06/01/2042	305	2,000,000.00		12/26/2013	1,425,873.62		
TIB	213001965						1,360,956.14		01/30/2013	1,403,572.03		
3128Q05E1		FHLMC GOLD #119197	THE INDEPENDENT BANKERSBANK	3	05/01/2027	305	2,400,000.00		12/26/2013	2,572,972.74		
TIB	164030159						2,468,493.57		04/11/2013	2,509,607.76		
3138AA5N1		FNMA #AH3552	THE INDEPENDENT BANKERSBANK	3.5	02/01/2026	305	2,100,000.00		12/26/2013	1,160,576.79		
TIB	164027666						1,086,277.96		01/30/2013	1,133,840.73		
3138E4YC9		FNMA #AK0706	THE INDEPENDENT BANKERSBANK	3.5	02/01/2027	305	2,222,500.00		12/26/2013	1,617,944.94		
TIB	164028308						1,512,930.87		04/03/2013	1,578,944.36		
3138E4YC9		FNMA #AK0706	THE INDEPENDENT BANKERSBANK	3.5	02/01/2027	305	3,250,000.00		12/26/2013	2,365,282.86		
TIB	164028413						2,212,384.85		01/30/2013	2,308,917.51		
3138EGSH8		FNMA #AL0519	THE INDEPENDENT BANKERSBANK	4	03/01/2026	305	2,500,000.00		12/26/2013	1,703,088.06		
TIB	164024507						1,575,454.35		05/22/2012	1,685,317.65		
3138EJNE4		FNMA #AL2188 ARM	THE INDEPENDENT BANKERSBANK	2.353	06/01/2042	305	2,900,000.00		12/26/2013	1,972,157.59		
TIB	164027988						1,874,572.38		01/30/2013	1,940,962.27		
31416BH90		FNMA #994933	THE INDEPENDENT BANKERSBANK	5	09/01/2023	305	3,650,000.00		12/26/2013	1,124,120.70		
TIB	164006062						1,654,635.18		10/18/2010	1,348,931.66		
31418AF78		FNMA #MA1089	THE INDEPENDENT BANKERSBANK	4	06/01/2032	305	2,228,018.11		12/26/2013	2,421,926.73		
TIB	164027935						2,228,018.11		01/30/2013	2,317,412.88		
31418AH76		FNMA #MA1153	THE INDEPENDENT BANKERSBANK	3	08/01/2022	305	4,000,000.00		12/26/2013	3,170,327.45		
TIB	164029358						2,986,017.96		01/30/2013	3,090,455.94		
31418AJ33		FNMA #MA1181	THE INDEPENDENT BANKERSBANK	3	09/01/2022	305	4,950,000.00		12/26/2013	4,101,451.07		
TIB	164029593						3,860,017.38		01/30/2013	3,995,156.67		
31418AK80		FNMA #MA1218	THE INDEPENDENT BANKERSBANK	3	10/01/2022	305	3,950,000.00		12/26/2013	3,337,767.13		
TIB	164029389						3,141,378.83		01/30/2013	3,251,438.89		
31419AV35		FNMA POOL AE0729	THE INDEPENDENT BANKERSBANK	4	01/01/2026	305	2,100,000.00		12/26/2013	1,325,306.34		
TIB	164024025						1,234,252.22		05/22/2012	1,317,654.88		
TOTAL FOR PLEDGE ID hockc												
			Orig Face: 39,872,500.00				Current Face: 26,605,389.80				Market: 27,682,213.17	Book: 28,298,796.02

The information contained herein, while believed to be reliable, is not guaranteed.
 For assistance please contact TIB Investment Portfolio (972) 550-5078.

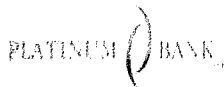


From: Stephen Gutleber <SGutleber@platinumbanktexas.com>
 To: hockleytreasurer <hockleytreasurer@aol.com>
 Cc: Judy Rountree <Jroundree@platinumbanktexas.com>
 Subject: Pledge Agreement
 Date: Mon, Jan 6, 2014 9:24 am

Denise,

Happy New Year. See pledge agreement below.

Platinum Bank Pledge Agreement Summary As of 12/31/13								
Attn: Denise Schannon Hockley County 802 Houston Street Levelland, TX 79336								
Pledge Agreement Collateralized by								
	Account Balance	Type	Issuer	Cusip Number	Par Amount	Interest Rate	Maturity Date	Current Market Value (as of 12/31/13)
CD # 8585	\$ 2,063,264.10	MBS	FNMA	3136E2MJ1	811,924.37	3.500%	1/1/2027	745,764.40
CD # 8587	\$ 2,024,823.71	MBS	GNMA	36241L2J4	715,248.54	4.500%	8/15/2026	573,211.86
	\$ 4,088,087.81	MBS	GNMA	36241L4J2	1,158,788.99	4.500%	12/20/2031	854,858.61
		MUNI	JEFFERSON TX ISD	475214GV8	400,000.00	2.500%	2/15/2030	387,016.00
		MUNI	KERRVILLE TX	49242ZLQ1	225,000.00	2.750%	2/15/2027	209,144.25
		MUNI	MAYPEARL TX ISD	578458KT4	500,000.00	3.000%	2/15/2032	459,020.00
		MUNI	ROSENBERG TX	777628VC9	595,000.00	4.050%	3/1/2025	512,635.80
		MUNI	WEATHERFORD TX	947109MNC	300,000.00	4.125%	3/1/2026	315,531.00
		Total Securities Pledged						4,157,181.92
	FDIC Coverage							250,000.00
	Total Securities Pledged							\$ 4,157,181.92
	Excess Coverage							\$ (319,084.11)
INVESTMENT SECURITIES ARE NOT FDIC INSURED								



Stephen Gutleber

Analyst - Department of Operations

sgutleber@platinumbanktexas.com

www.platinumbanktexas.com

Platinum Bank | 6502 Slide Rd., Suite 110 | Lubbock, TX 79424

Tel 806.698.5110 | Fax 806.771.8697

TREASURER'S DEC 2013 FINANCIAL REPORT

HOCKLEY COUNTY Mallet Event Center and Arena
 \$14,515,000 - Bond Issue - 10 Year Repayment
 Fund 065, Series 2009 3.04%

FYE	Previous Balance Outstanding	Principal Payment Due	Interest Payment Due	Current Balance Outstanding
2010	\$17,636,079.00	\$1,185,000.00	\$312,878.88	
PD				\$15,871,600.00
2011	\$15,871,600.00	\$1,255,000.00	\$508,100.00	
PD				\$14,108,500.00
2012	\$14,108,500.00	\$1,305,000.00	\$456,900.00	
PD				\$12,346,600.00
2013	\$12,346,600.00	\$1,360,000.00	\$403,600.00	
PD				\$10,583,000.00
2014	\$10,583,000.00	\$1,415,000.00	\$348,100.00	
				\$8,819,900.00
2015	\$8,819,900.00	\$1,475,000.00	\$290,300.00	
				\$7,054,600.00
2016	\$7,054,600.00	\$1,535,000.00	\$230,100.00	
				\$5,289,500.00
2017	\$5,289,500.00	\$1,595,000.00	\$167,500.00	
				\$3,527,000.00
2018	\$3,527,000.00	\$1,660,000.00	\$102,400.00	
				\$1,764,600.00
2019	\$1,764,600.00	\$1,730,000.00	\$34,600.00	
				\$0.00

*Principal Payments Due Annually
 **Interest Payments are Due Semi-annually

Treasurer's Monthly Report
Prepared by Denise Bohannon, Hockley County Treasurer

**CERTIFICATES
OF DEPOSIT**

PURCHASE DATE	ACCOUNT	BANK	BEGINNING AMOUNT	MATURITY DATE	INTEREST RATE	INTEREST PAID	MONTH'S INTEREST EARNED
11/26/2012	011- AdvValorem	Platinum	2,000,000.00	11/26/2014	1.15%	Monthly	1896.11
11/26/2012	011- AdvValorem	Platinum	2,039,072.20	11/26/2014	1.10	Monthly	1847.39
11/28/2011	060-I&S Hosp.Bd.	Aim	36,481.21	11/28/2014	.55	Monthly	16.32

*56

*56

*73