

TREASURER'S AUGUST 2013 FINANCIAL REPORT

THE STATE OF TEXAS
COUNTY OF HOCKLEY
AFFIDAVIT

The Treasurer's Monthly Report includes, but is not limited to, money received and disbursed; debts due to (if known) and owed By the county; and all other proceedings in the treasurer's office that pertain to the Financial Standing of Hockley County. {LGC 114.026(a)(b)}

The Treasurer's Books and the Auditor's General Ledger agree. The Bank Statements have been reconciled; any adjustments Have been noted.

The affidavit must state the amount of the cash and other assets that are in the custody of the county treasurer at the time of The examination. {LGC 114.026 (d)} \$16,851,595.20 Months Ending Balance

Any interest earned that is posted by financial institutions to our accounts on the last business day of the month is included In the combined statement of receipts and disbursements. \$12,074.53 Month's Total Interest Earned

The Treasurer's Monthly Report has been submitted and the Bank Reconciliation is pending review by Auditor. {LGC 114.026(b)}

All investments are in compliance with both the Public Funds Investment Act and the Hockley County Investment Policy. The investment strategy is passive, which maintains a liquid cash flow and safety of the investment as priority. {LGC 2256.023}

Therefore, Denise Bohannon, County Treasurer of Hockley County, Texas, who being fully sworn, upon oath says that the within And foregoing report is true and correct to the best of her knowledge.


Filed with accompanying vouchers this the 7th day October of 2013.



Denise Bohannon, Treasurer, Hockley County


Commissioners' Court having reviewed the Treasurer's Report as presented, having taken reasonable steps to ensure its accuracy and based upon presentations of the Treasurer's Office approve the report, subject to the independent auditor's Review and request that it be filed with the official minutes of this meeting. {LGC 114.026(c)}


In addition, the below signatures affirm that the Treasurer's Report complies with statutes as referenced. {LGC 114.026(d)}


Linda Barnette, Auditor, Hockley County / Date


Larry Sprowls, County Judge


Curtis Thrash, Comm. Pct. #1


Larry Carter, Comm. Pct. #2


Whitey Barnett, Comm. Pct. #3


Tommy Clevenger, Comm. Pct. #4

Sworn to & Subscribed to Before Me, by the County Treasurer, the Auditor & Commissioners Court
On this 7th day of Oct 2013.


Irene Gumula, County Clerk

Treasurer's Monthly Report
Prepared by Denise Bohannon, Hockley County Treasurer

SECTION 1 – Cash Flow

Page 1-5 Combined Statement of Cash Receipts and Disbursements

Pages 6-7 Bank Collateral
Pledged Securities the Banks have pledged on behalf of Hockley County

Page 8 Bond Indebtedness

Page 9 Certificates of Deposit

SECTION 2 – Investments Long Term

Per the Public Funds Investment Act and the Hockley County Investment Policies, the Investments Report is required on a Quarterly Basis. However, in an effort to keep the Commissioners' Court informed *available* Information is provided on a Monthly basis.

All investments are in compliance with both the Public Funds Investment Act and the Hockley County Investment Policy. The investment strategy is passive, which maintains a liquid cash flow and safety of The investment as priorities. {GC 2256.023}

Investments – Funds are not immediately available – must wait until maturity

ACCOUNT NAME	BEGINNING CASH BALANCE	CASH RECEIPTS	CASH DISBURSEMENTS	ENDING CASH BALANCE
2013 096 CA/DA PRE-TRIAL DIVERSION FUND				
CASH	<u>37,802.35</u>	<u>2,206.78</u>	<u>.00</u>	<u>40,009.13</u>
FUND TOTALS	37,802.35	2,206.78	.00	40,009.13
2013 098 CLEARING FUND				
CASH	<u>.00</u>	<u>1,249,130.95</u>	<u>1,249,130.95-</u>	<u>.00</u>
FUND TOTALS	.00	1,249,130.95	1,249,130.95-	.00
GRAND TOTALS	<u>17,761,188.77</u>	<u>1,962,849.51</u>	<u>2,872,443.08-</u>	<u>16,851,595.20</u>

ACCOUNT NAME	BEGINNING CASH BALANCE	CASH RECEIPTS	CASH DISBURSEMENTS	ENDING CASH BALANCE
FUND TOTALS	11,230.86	2,899.50	2,899.50-	11,230.86
2013 082 DA FORFEITURE FUND				
CASH	15,582.81	12.80	30.00-	15,565.61
FUND TOTALS	15,582.81	12.80	30.00-	15,565.61
2013 083 CA THEFT OF SERVICE				
CASH	4,270.39	1,281.52	1,095.10-	4,456.81
FUND TOTALS	4,270.39	1,281.52	1,095.10-	4,456.81
2013 084 SHERIFF WORK RELEASE PROGRAM				
CASH	1,830.85	1.50	.00	1,832.35
FUND TOTALS	1,830.85	1.50	.00	1,832.35
2013 085 HOCKLEY CO GRANTS FUND				
CASH	8,288.84	6.53	562.00-	7,733.37
FUND TOTALS	8,288.84	6.53	562.00-	7,733.37
2013 086 JAG GRANT FUND				
CASH	.00	.00	.00	.00
FUND TOTALS	.00	.00	.00	.00
2013 087 HC JUVENILE PROBATION FEES				
CASH/AIM	40,589.67	483.60	.00	41,073.27
FUND TOTALS	40,589.67	483.60	.00	41,073.27
2013 088 PAYROLL CLEARING ACCOUNT				
CASH/ASB	1,179.31	272,687.10	272,667.80-	1,198.61
FUND TOTALS	1,179.31	272,687.10	272,667.80-	1,198.61
2013 089 SEIZURE PROCEEDS FUND				
CASH/ASB	29,933.47	24.48	607.00-	29,350.95
FUND TOTALS	29,933.47	24.48	607.00-	29,350.95
2013 090 JUVENILE PROBATION FUND				
CASH/AIM	14,617.39	8.94	13,020.35-	1,605.98
FUND TOTALS	14,617.39	8.94	13,020.35-	1,605.98
2013 091 JUVENILE PROBATION RESTITUTION				
CASH	10,804.54	8.88	.00	10,813.42
FUND TOTALS	10,804.54	8.88	.00	10,813.42
2013 092 HOCKLEY COUNTY COMMUNITY SUPER				
CASH/ASB	61,223.31	21,229.72	35,075.57-	47,377.46
FUND TOTALS	61,223.31	21,229.72	35,075.57-	47,377.46
2013 093 HOCKLEY COUNTY MEDICAL FUND				
CASH/ASB	9,946.69	8.17	.00	9,954.86
FUND TOTALS	9,946.69	8.17	.00	9,954.86
2013 094 COUNTY ATTORNEY RESTITUTION				
CASH/ASB	6,232.31	166.67	1,396.82-	5,002.16
FUND TOTALS	6,232.31	166.67	1,396.82-	5,002.16
2013 095 D A RESTITUTION FUND				
CASH/ASB	3,017.59	12.48	.00	3,030.07
FUND TOTALS	3,017.59	12.48	.00	3,030.07

ACCOUNT NAME	BEGINNING CASH BALANCE	CASH RECEIPTS	CASH DISBURSEMENTS	ENDING CASH BALANCE
FUND TOTALS	1,025.86	759.00	994.10-	790.76
2013 054 JUSTICE OF PEACE #4				
CASH	839.05	918.10	833.10-	924.05
FUND TOTALS	839.05	918.10	833.10-	924.05
2013 055 JUSTICE OF PEACE #5				
CASH	29,628.03	31,498.50	31,305.26-	29,821.27
FUND TOTALS	29,628.03	31,498.50	31,305.26-	29,821.27
2013 056 SHERIFF FEE ACCOUNT				
CASH	756.43	829.83	.00	1,586.26
FUND TOTALS	756.43	829.83	.00	1,586.26
2013 057 SO TRAINING DONATIONS FUND				
CASH/ASB	1,971.25	1.61	.00	1,972.86
FUND TOTALS	1,971.25	1.61	.00	1,972.86
2013 060 I&S FUND: '88 HOSPITAL BOND				
CASH/ASB	37,093.24	31.50	.00	37,124.74
TODA - CD BALANCE	.00	.00	.00	.00
FUND TOTALS	37,093.24	31.50	.00	37,124.74
2013 065 MPEC INTEREST & SINKING FUND				
CASH	.00	4,037.50	4,037.50-	.00
BUSINESS ELITE SAVINGS ACCT	243,819.13	7,609.45	4,037.50-	247,391.08
TDOA - INVESTMENT BALANCE	.00	.00	.00	.00
FUND TOTALS	243,819.13	11,646.95	8,075.00-	247,391.08
2013 066 MALLET CONSTRUCTION FUND				
CASH	.00	.00	.00	.00
BUSINESS ELITE SAVINGS ACCT	.00	.00	.00	.00
TDOA - CD	.00	.00	.00	.00
FUND TOTALS	.00	.00	.00	.00
2013 070 PERMANENT IMPROVEMENT FUND				
CASH/ASB	330,363.75	253.41	47,519.50-	283,097.66
FUND TOTALS	330,363.75	253.41	47,519.50-	283,097.66
2013 071 HOCKLEY CO ROAD BOND FUND				
CASH/AIM	20,825.20	17.12	.00	20,842.32
TDOA/ASB	.00	.00	.00	.00
FUND TOTALS	20,825.20	17.12	.00	20,842.32
2013 072 MALLET OPERATING FUND				
CASH/AIM	183,755.83	43,238.10	53,171.28-	173,822.65
FUND TOTALS	183,755.83	43,238.10	53,171.28-	173,822.65
2013 079 DA FEDERAL FORFEITED FUNDS				
CASH	4,231.62	3.45	69.24-	4,165.83
FUND TOTALS	4,231.62	3.45	69.24-	4,165.83
2013 080 FM & LR FUND				
CASH/AIM	4,410.14	3.62	.00	4,413.76
FUND TOTALS	4,410.14	3.62	.00	4,413.76
2013 081 DA TRUST ACCOUNT				
CASH/AIM	11,230.86	2,899.50	2,899.50-	11,230.86

ACCOUNT NAME	BEGINNING CASH BALANCE	CASH RECEIPTS	CASH DISBURSEMENTS	ENDING CASH BALANCE
FUND TOTALS	28,260.84	288.27	326.00-	28,223.11
2013 035 LIBRARY FUND				
CASH/AIM	46,951.15	654.34	13,660.73-	33,944.76
FUND TOTALS	46,951.15	654.34	13,660.73-	33,944.76
2013 039 DISTRICT CLERK PRESERVATION				
CASH/AIM	17,871.40	8,642.03	.00	26,513.43
FUND TOTALS	17,871.40	8,642.03	.00	26,513.43
2013 040 COUNTY CLERK PRESERVATION FUND				
CASH/AIM	45,587.46	5,568.03	8,527.00-	42,628.49
TDOA - CD BALANCE - ASB	.00	.00	.00	.00
FUND TOTALS	45,587.46	5,568.03	8,527.00-	42,628.49
2013 041 RECORDS MANAGEMENT OFFICER				
CASH/AIM	12,387.74	594.40	717.04-	12,265.10
FUND TOTALS	12,387.74	594.40	717.04-	12,265.10
2013 042 R&B EXTRA FEE ACCOUNT				
CASH/ASB	58,599.53	37,028.20	.00	95,627.73
FUND TOTALS	58,599.53	37,028.20	.00	95,627.73
2013 043 COURTHOUSE SECURITY FUND				
CASH/AIM	12,872.35	1,547.11	843.31-	13,576.15
FUND TOTALS	12,872.35	1,547.11	843.31-	13,576.15
2013 044 JUSTICE COURT TECHNOLOGY FUND				
CASH	49,328.12	1,293.24	1,212.79-	49,408.57
FUND TOTALS	49,328.12	1,293.24	1,212.79-	49,408.57
2013 045 SHERIFF CASH BOND ACCOUNT				
CASH	36,909.42	.00	.00	36,909.42
FUND TOTALS	36,909.42	.00	.00	36,909.42
2013 046 COUNTY CLERK CASH BOND ACCT				
CASH	53,619.02	.00	.00	53,619.02
FUND TOTALS	53,619.02	.00	.00	53,619.02
2013 047 JP5 CASH BOND ACCOUNT				
CASH	1,422.71	312.00	.00	1,734.71
FUND TOTALS	1,422.71	312.00	.00	1,734.71
2013 048 COUNTY CLERK				
CASH	39,691.25	38,883.35	41,093.25-	37,481.35
FUND TOTALS	39,691.25	38,883.35	41,093.25-	37,481.35
2013 050 JUSTICE BENEFIT FUND				
CASH	34,156.55	28.08	.00	34,184.63
FUND TOTALS	34,156.55	28.08	.00	34,184.63
2013 051 JUSTICE OF PEACE #1				
CASH	6,524.80	5,854.30	6,632.30-	5,746.80
FUND TOTALS	6,524.80	5,854.30	6,632.30-	5,746.80
2013 052 JUSTICE OF PEACE #2				
CASH	1,025.86	759.00	994.10-	790.76

ACCOUNT NAME	BEGINNING CASH BALANCE	CASH RECEIPTS	CASH DISBURSEMENTS	ENDING CASH BALANCE
2013 010 GENERAL FUND				
CASH/AIM	2,941,030.29	93,210.44	508,493.34-	2,525,747.39
TDOA/CD/ASB	.00	.00	.00	.00
FUND TOTALS	<u>2,941,030.29</u>	<u>93,210.44</u>	<u>508,493.34-</u>	<u>2,525,747.39</u>
2013 011 AD VALOREM TAX ACCOUNT				
CASH/AIM	37,181.56	30.56	.00	37,212.12
CASH/TO AD VAL EXCESS	6,609,930.93	53,590.41	.00	6,663,521.34
CASH/BUSINESS ELITE SAVINGS	.00	.00	.00	.00
TDOA - CD/ PLAT	4,069,031.81	3,853.83	.00	4,072,885.64
FUND TOTALS	<u>10,716,144.30</u>	<u>57,474.80</u>	<u>.00</u>	<u>10,773,619.10</u>
2013 012 OFFICERS SALARY FUND				
CASH/AIM	795,676.37	60,945.66	336,542.85-	520,079.18
FUND TOTALS	<u>795,676.37</u>	<u>60,945.66</u>	<u>336,542.85-</u>	<u>520,079.18</u>
2013 013 AUTO REGISTRATION FUND				
CASH/AIM	49,371.79	40.59	.00	49,412.38
FUND TOTALS	<u>49,371.79</u>	<u>40.59</u>	<u>.00</u>	<u>49,412.38</u>
2013 014 INDIGENT HEALTH CARE FUND				
CASH/AIM	57,966.52	44.80	7,464.79-	50,546.53
FUND TOTALS	<u>57,966.52</u>	<u>44.80</u>	<u>7,464.79-</u>	<u>50,546.53</u>
2013 016 HOCKLEY COUNTY: LEOSE FUND				
CASH/AIM	17,891.81	14.70	.00	17,906.51
FUND TOTALS	<u>17,891.81</u>	<u>14.70</u>	<u>.00</u>	<u>17,906.51</u>
2013 017 JURY FUND				
CASH/AIM	65,632.32	3,280.19	25,120.79-	43,791.72
FUND TOTALS	<u>65,632.32</u>	<u>3,280.19</u>	<u>25,120.79-</u>	<u>43,791.72</u>
2013 021 ROAD & BRIDGE #1				
CASH/AIM	405,680.04	314.56	52,467.55-	353,527.05
CASH/LAT1 AIM	3,230.12	.00	.00	3,230.12
FUND TOTALS	<u>408,910.16</u>	<u>314.56</u>	<u>52,467.55-</u>	<u>356,757.17</u>
2013 022 ROAD & BRIDGE #2				
CASH/AIM	270,780.26	293.62	59,424.83-	211,649.05
CASH/LATRD2/AIM	64,697.88	.00	.00	64,697.88
FUND TOTALS	<u>335,478.14</u>	<u>293.62</u>	<u>59,424.83-</u>	<u>276,346.93</u>
2013 023 ROAD & BRIDGE #3				
CASH/ASB	405,816.55	333.29	39,700.45-	366,449.39
CASH/LATRD3	17,784.82	.00	.00	17,784.82
FUND TOTALS	<u>423,601.37</u>	<u>333.29</u>	<u>39,700.45-</u>	<u>384,234.21</u>
2013 024 ROAD & BRIDGE #4				
CASH/ASB	305,076.01	232.90	46,886.66-	258,422.25
CASH/LATRD4	2,331.44	.00	.00	2,331.44
FUND TOTALS	<u>307,407.45</u>	<u>232.90</u>	<u>46,886.66-</u>	<u>260,753.69</u>
2013 025 ROAD & BRIDGE #5				
CASH/AIM	82,626.00	6,599.80	4,876.83-	84,348.97
FUND TOTALS	<u>82,626.00</u>	<u>6,599.80</u>	<u>4,876.83-</u>	<u>84,348.97</u>
2013 030 LAW LIBRARY FUND				
CASH/AIM	28,260.84	288.27	326.00-	28,223.11

Investment Portfolio Pledged Securities
 AIM BANK
 LITTLEFIELD, TX

InTrader (pledged)
 Last : 07/31/2013
 As-of: 08/31/2013
 2AIM 1018373

Sec ID	Security Description Line 1	Safeguarding Agent	Original Face S & P	Priced	Book Value
Loc	Security Description Line 2	Rate Maturity Grp	Par/Curr Face Moody	Pledged	Market Value
PLEGGED TO: hockc					
*HOCKLEY COUNTY					
3128LLV86	FHLMC #2B0639 ARM	THE INDEPENDENT BANKERSBANK	2,000,000.00	08/27/2013	1,593,530.53
TIB 213001965		2.306 06/01/2042 305	1,520,899.14	01/30/2013	1,544,729.91
3128QDGE1	FHLMC GOLD #119197	THE INDEPENDENT BANKERSBANK	3,400,000.00	08/27/2013	2,704,542.56
TIB 164030169		3 05/01/2027 305	2,585,906.96	04/11/2013	2,644,013.84
3138A45N1	FNMA #AH3552	THE INDEPENDENT BANKERSBANK	2,100,000.00	08/27/2013	1,263,101.05
TIB 164027666		3.5 02/01/2026 305	1,181,274.00	01/30/2013	1,234,595.66
3138E4YCG9	FNMA #AK0706	THE INDEPENDENT BANKERSBANK	2,222,500.00	08/27/2013	1,688,103.68
TIB 164028308		3.5 02/01/2027 305	1,577,316.30	04/03/2013	1,646,522.35
3138E4YCG9	FNMA #AK0706	THE INDEPENDENT BANKERSBANK	3,250,000.00	08/27/2013	2,467,839.98
TIB 164028413		3.5 02/01/2027 305	2,306,536.77	01/30/2013	2,410,662.60
3138EGSH8	FNMA #AL0519	THE INDEPENDENT BANKERSBANK	2,500,000.00	08/27/2013	1,621,134.25
TIB 164024507		4 03/01/2026 305	1,682,944.85	05/22/2012	1,786,116.02
3138EJNE4	FNMA #AL2188 ARM	THE INDEPENDENT BANKERSBANK	2,900,000.00	08/27/2013	2,155,131.03
TIB 164027988		2.359 06/01/2042 305	2,048,403.31	01/30/2013	2,088,975.44
31416BHJ0	FNMA #994033	THE INDEPENDENT BANKERSBANK	3,650,000.00	08/27/2013	1,235,269.35
TIB 164006062		5 09/01/2023 305	1,168,997.58	10/18/2010	1,254,311.29
31418AF78	FNMA #MA1089	THE INDEPENDENT BANKERSBANK	2,850,000.00	08/27/2013	2,546,337.64
TIB 164027935		4 06/01/2032 305	2,341,126.83	01/30/2013	2,446,043.63
31418AH76	FNMA #MA1153	THE INDEPENDENT BANKERSBANK	4,000,000.00	08/27/2013	3,405,949.70
TIB 164029358		3 08/01/2022 305	3,203,189.80	01/30/2013	3,315,348.85
3141SAJ33	FNMA #MA1181	THE INDEPENDENT BANKERSBANK	4,950,000.00	08/27/2013	4,393,273.84
TIB 164029593		3 09/01/2022 305	4,128,169.72	01/30/2013	4,272,859.63
3141BAK80	FNMA #MA1218	THE INDEPENDENT BANKERSBANK	3,950,000.00	08/27/2013	3,560,754.93
TIB 164029389		3 10/01/2022 305	3,346,079.64	01/30/2013	3,463,419.16
31419AY35	FNMA POOL AE0729	THE INDEPENDENT BANKERSBANK	2,100,000.00	08/27/2013	1,425,087.12
TIB 164024025		4 01/01/2026 305	1,325,995.73	05/22/2012	1,405,695.51
TOTAL FOR PLEDGE ID: hockc					
Pledged: 13		Orig Face: 39,072,500.00	Current Face: 28,416,840.63	Market: 29,515,293.09	Book: 30,260,085.86



From: Stephen Gutleber <SGutleber@platinumbanktexas.com>
 To: hockleytreasurer <hockleytreasurer@aol.com>
 Cc: Judy Rountree <Jroundree@platinumbanktexas.com>
 Subject: August Pledge Agreement
 Date: Tue, Sep 3, 2013 9:35 am

Platinum Bank Pledge Agreement Summary As of 08/31/13							
Attn: Denise Bohannon Hockley County 802 Houston Street Levelland, TX 79335							
Pledge Agreement Collateralized by							
Type	Issuer	Cusip Number	Par Amount	Interest Rate	Maturity Date	Current Market Value (as of 8/31/13)	
Account Balance							
CD # 8585			\$ 2,055,761.70				
CD # 8587			\$ 2,017,123.94				
			\$ 4,072,885.64				
MBS	FINMA	3138E2MJ1	811,954.37	3.500%	1/1/2027	784,349.09	
MBS	GINMA	35241L2J4	715,246.54	4.500%	6/15/2026	611,913.75	
MBS	GINMA	35241L4J2	1,158,799.99	4.500%	12/20/2031	921,144.23	
MUN	JEFFERSON TX ISD	475214GV8	400,000.00	3.500%	2/15/2030	365,452.00	
MUN	MERRVILLE TX	452422L01	225,000.00	2.750%	2/15/2027	200,700.00	
MUN	MAYPEARL TX ISD	576459K74	500,000.00	3.000%	2/15/2032	435,125.00	
MUN	ROSENBERG TX	777E20VC9	595,000.00	4.050%	2/1/2025	608,071.75	
MUN	WEATHERFORD TX	547160MH0	300,000.00	4.125%	3/1/2026	309,387.00	
Total Securities Pledged						4,236,182.62	
FDIC Coverage			250,000.00				
Total Securities Pledged			\$ 4,236,182.62				
Excess Coverage			\$ 1,415,297.19				
INVESTMENT SECURITIES ARE NOT FDIC INSURED							



Stephen Gutleber

Analyst - Department of Operations

sgutleber@platinumbanktexas.com

www.platinumbanktexas.com

Platinum Bank | 6502 Slide Rd., Suite 110 | Lubbock, TX 79424

Tel 806.698.5110 | Fax 806.771.8697

HOCKLEY COUNTY Mallet Event Center and Arena
\$14,515,000 - Bond Issue - 10 Year Repayment
Fund 065, Series 2009 3.04%

FYE	Previous Balance Outstanding	Principal Payment Due	Interest Payment Due	Current Balance Outstanding
2010	\$17,636,079.00	\$1,185,000.00	\$312,878.88	
PAID			\$266,600.00	\$15,871,600.00
2011	\$15,871,600.00	\$1,255,000.00	\$508,100.00	
PAID			\$0.00	\$14,108,500.00
2012	\$14,108,500.00	\$1,305,000.00	\$456,900.00	
PAID				\$12,346,600.00
2013	\$12,346,600.00	\$1,360,000.00	\$403,600.00	
PAID				\$10,583,000.00
2014	\$10,583,000.00	\$1,415,000.00	\$348,100.00	
				\$8,819,900.00
2015	\$8,819,900.00	\$1,475,000.00	\$290,300.00	
				\$7,054,600.00
2016	\$7,054,600.00	\$1,535,000.00	\$230,100.00	
				\$5,289,500.00
2017	\$5,289,500.00	\$1,595,000.00	\$167,500.00	
				\$3,527,000.00
2018	\$3,527,000.00	\$1,660,000.00	\$102,400.00	
				\$1,764,600.00
2019	\$1,764,600.00	\$1,730,000.00	\$34,600.00	
				\$0.00

*Principal Payments Due Annually

**Interest Payments are Due Semi-annually

Certificates of Deposit

Purchase Date	Account	Bank	Beginning Amount	Maturity Date	Interest Rate	Interest Paid	Month's Interest Earned	
11/26/2012	011-AdValorem	PLATINUM	2,000,000.00	11/26/2014	1.14%	Monthly	\$1,951.83	***567
11/26/2012	011-AdValorem	PLATINUM	2,039,072.20	11/26/2013	1.09%	Monthly	\$1,902.00	***565
11/28/2011	060-I&S Hosp. Bd	AIM	36,481.21	11/28/2013	1.00%	Monthly	\$31.50	***736