

TREASURER'S APRIL 2014 FINANCIAL REPORT

THE STATE OF TEXAS
COUNTY OF HOCKLEY
AFFIDAVIT

The Treasurer's Monthly Report includes, but is not limited to, money received and disbursed; debts due to (if known) and owed By the county; and all other proceedings in the treasurer's office that pertain to the Financial Standing of Hockley County. {LGC 114.026(a)(b)}

The Treasurer's Books and the Auditor's General Ledger agree. The Bank Statements have been reconciled; any adjustments Have been noted.

The affidavit must state the amount of the cash and other assets that are in the custody of the county treasurer at the time of The examination. {LGC 114.026 (d)} **\$22,507,632.10 Month Ending Balance**

Any interest earned that is posted by financial institutions to our accounts on the last business day of the month is included In the combined statement of receipts and disbursements. **\$16,576.20 Interest Earned**

The Treasurer's Monthly Report has been submitted and the Bank Reconciliation is pending review by Auditor. {LGC 114.026(b)}

All investments are in compliance with both the Public Funds Investment Act and the Hockley County Investment Policy. The investment strategy is passive, which maintains a liquid cash flow and safety of the investment as priority. {LGC 2256.023}

Therefore, Denise Bohannon, County Treasurer of Hockley County, Texas, who being fully sworn, upon oath says that the within And foregoing report is true and correct to the best of her knowledge.


Filed with accompanying vouchers this the 28 day of May, 2014




Denise Bohannon, Treasurer, Hockley County

Commissioners' Court having reviewed the Treasurer's Report as presented, having taken reasonable steps to ensure its accuracy and based upon presentations of the Treasurer's Office approve the report, subject to the independent auditor's Review and request that it be filed with the official minutes of this meeting. {LGC 114.026(c)}


In addition, the below signatures affirm that the Treasurer's Report complies with statutes as referenced. {LGC 114.026(d)}




Linda Barnette, Auditor, Hockley County / Date



Larry Sprowls, County Judge




Curtis Thrash, Comm. Pct. #1



Larry Carter, Comm. Pct. #2




Whitey Barnett, Comm. Pct. #3



Tommy Clevenger, Comm. Pct. #4

Sworn to & Subscribed to Before Me, by the County Treasurer, the Auditor & Commissioners Court on this 28th day of May, 2014.



Irene Gumula, County Clerk

Treasurer's Monthly Report
Prepared by Denise Bohannon, Hockley County Treasurer

SECTION 1 – Cash Flow

Pages 1-5 Combined Statement of Cash Receipts and Disbursements
Includes Interest and Bank Service Charge

Pages 6-7 Bank Collateral
Pledged Securities the Banks have pledged on behalf of Hockley County

Page 8 Bond Indebtedness – Mallet Event Center

Page 9 Certificates of Deposit

SECTION 2 – Investments Long Term

Per the Public Funds Investment Act and the Hockley County Investment Policies, the Investments Report is required on a Quarterly Basis. However, in an effort to keep the Commissioners' Court informed *available* information is provided on a Monthly basis.

All investments are in compliance with both the Public Funds Investment Act and the Hockley County Investment Policy. The investment strategy is passive, which maintains a liquid cash flow and safety of the investment as priorities. {GC 2256.023}

Investments – Funds are not immediately available – must wait until maturity

ACCOUNT NAME	BEGINNING CASH BALANCE	CASH RECEIPTS	CASH DISBURSEMENTS	ENDING CASH BALANCE
GRAND TOTALS	22,905,480.18	4,068,020.29	4,465,868.37	22,507,632.10

ACCOUNT NAME	BEGINNING CASH BALANCE	CASH RECEIPTS	CASH DISBURSEMENTS	ENDING CASH BALANCE
2014 083 CA THEFT OF SERVICE CASH	4,432.22	2,368.36	2,354.40	4,446.18
FUND TOTALS	4,432.22	2,368.36	2,354.40	4,446.18
2014 084 SHERIFF WORK RELEASE PROGRAM CASH	1,842.80	1.54	.00	1,844.34
FUND TOTALS	1,842.80	1.54	.00	1,844.34
2014 085 HOCKLEY CO GRANTS FUND CASH	10,104.90	8.44	.00	10,113.34
FUND TOTALS	10,104.90	8.44	.00	10,113.34
2014 087 HC JUVENILE PROBATION FEES CASH/AIM	11,470.47	84.63	.00	11,555.10
FUND TOTALS	11,470.47	84.63	.00	11,555.10
2014 088 PAYROLL CLEARING ACCOUNT CASH/ASB	1,086.18	414,888.97	277,397.01	138,578.14
FUND TOTALS	1,086.18	414,888.97	277,397.01	138,578.14
2014 089 SEIZURE PROCEEDS FUND CASH/ASB	32,830.14	2,705.28	.00	35,535.42
FUND TOTALS	32,830.14	2,705.28	.00	35,535.42
2014 090 JUVENILE PROBATION FUND CASH/AIM	57,619.19	18,618.26	17,526.10	58,711.35
ACCOUNTS RECEIVABLE	97.75	.00	.00	97.75
FUND TOTALS	57,521.44	18,618.26	17,526.10	58,613.60
2014 091 JUVENILE PROBATION RESTITUTION CASH	10,875.44	9.08	.00	10,884.52
FUND TOTALS	10,875.44	9.08	.00	10,884.52
2014 092 HOCKLEY COUNTY COMMUNITY SUPER CASH/ASB	77,975.52	21,917.55	38,808.37	61,084.70
FUND TOTALS	77,975.52	21,917.55	38,808.37	61,084.70
2014 093 HOCKLEY COUNTY MEDICAL FUND CASH/ASB	9,856.18	8.20	150.00	9,714.38
FUND TOTALS	9,856.18	8.20	150.00	9,714.38
2014 094 COUNTY ATTORNEY RESTITUTION CASH/ASB	5,850.33	3,541.94	331.12	9,061.15
FUND TOTALS	5,850.33	3,541.94	331.12	9,061.15
2014 095 D A RESTITUTION FUND CASH/ASB	3,297.89	2.75	.00	3,300.64
FUND TOTALS	3,297.89	2.75	.00	3,300.64
2014 096 CA/DA PRE-TRIAL DIVERSION FUND CASH	51,351.16	1,236.30	.00	52,587.46
FUND TOTALS	51,351.16	1,236.30	.00	52,587.46
2014 098 CLEARING FUND CASH	.07	1,393,472.21	1,393,472.21	.07
FUND TOTALS	.07	1,393,472.21	1,393,472.21	.07

ACCOUNT NAME	BEGINNING CASH BALANCE	CASH RECEIPTS	CASH DISBURSEMENTS	ENDING CASH BALANCE
FUND TOTALS	<u>1,108.86</u>	<u>662.10</u>	<u>867.20</u>	<u>903.76</u>
2014 054 JUSTICE OF PEACE #4				
CASH	1,223.77	917.14	1,177.82	963.09
FUND TOTALS	<u>1,223.77</u>	<u>917.14</u>	<u>1,177.82</u>	<u>963.09</u>
2014 055 JUSTICE OF PEACE #5				
CASH	34,794.35	31,635.10	38,147.15	28,282.30
FUND TOTALS	<u>34,794.35</u>	<u>31,635.10</u>	<u>38,147.15</u>	<u>28,282.30</u>
2014 056 SHERIFF FEE ACCOUNT				
CASH	1.50	.00	.00	1.50
FUND TOTALS	<u>1.50</u>	<u>.00</u>	<u>.00</u>	<u>1.50</u>
2014 057 SO TRAINING DONATIONS FUND				
CASH/ASB	1,984.12	1.65	.00	1,985.77
FUND TOTALS	<u>1,984.12</u>	<u>1.65</u>	<u>.00</u>	<u>1,985.77</u>
2014 060 I&S FUND: '88 HOSPITAL BOND				
CASH/ASB	37,285.71	17.42	.00	37,303.13
TODA - CD BALANCE	.00	.00	.00	.00
FUND TOTALS	<u>37,285.71</u>	<u>17.42</u>	<u>.00</u>	<u>37,303.13</u>
2014 065 MPEC INTEREST & SINKING FUND				
CASH	.00	.00	.00	.00
BUSINESS ELITE SAVINGS ACCT	374,467.14	19,561.04	.00	394,028.18
TDOA - INVESTMENT BALANCE	.00	.00	.00	.00
FUND TOTALS	<u>374,467.14</u>	<u>19,561.04</u>	<u>.00</u>	<u>394,028.18</u>
2014 070 PERMANENT IMPROVEMENT FUND				
CASH/ASB	727,281.67	591.69	33,948.31	693,925.05
FUND TOTALS	<u>727,281.67</u>	<u>591.69</u>	<u>33,948.31</u>	<u>693,925.05</u>
2014 071 HOCKLEY CO ROAD BOND FUND				
CASH/AIM	20,961.90	17.52	.00	20,979.42
TDOA/ASB	.00	.00	.00	.00
FUND TOTALS	<u>20,961.90</u>	<u>17.52</u>	<u>.00</u>	<u>20,979.42</u>
2014 072 MALLET OPERATING FUND				
CASH/AIM	74,469.07	37,679.06	53,615.87	58,532.26
FUND TOTALS	<u>74,469.07</u>	<u>37,679.06</u>	<u>53,615.87</u>	<u>58,532.26</u>
2014 079 DA FEDERAL FORFEITED FUNDS				
CASH	3,773.26	3.06	103.86	3,672.46
FUND TOTALS	<u>3,773.26</u>	<u>3.06</u>	<u>103.86</u>	<u>3,672.46</u>
2014 080 FM & LR FUND				
CASH/AIM	4,439.04	3.70	.00	4,442.74
FUND TOTALS	<u>4,439.04</u>	<u>3.70</u>	<u>.00</u>	<u>4,442.74</u>
2014 081 DA TRUST ACCOUNT				
CASH/AIM	11,440.86	95.00	.00	11,535.86
FUND TOTALS	<u>11,440.86</u>	<u>95.00</u>	<u>.00</u>	<u>11,535.86</u>
2014 082 DA FOREFEITURE FUND				
CASH	12,390.68	.00	67.29	12,323.39
FUND TOTALS	<u>12,390.68</u>	<u>.00</u>	<u>67.29</u>	<u>12,323.39</u>

ACCOUNT NAME	BEGINNING CASH BALANCE	CASH RECEIPTS	CASH DISBURSEMENTS	ENDING CASH BALANCE
AUDIT CASH ON HAND	.00	.00	.00	.00
FUND TOTALS	70,033.29	15,625.79	7,983.95	77,675.13
2014 030 LAW LIBRARY FUND				
CASH/AIM	28,183.27	293.62	293.25	28,183.64
FUND TOTALS	28,183.27	293.62	293.25	28,183.64
2014 035 LIBRARY FUND				
CASH/AIM	87,782.47	453.62	21,020.13	67,215.96
FUND TOTALS	87,782.47	453.62	21,020.13	67,215.96
2014 039 DISTRICT CLERK PRESERVATION				
CASH/AIM	30,602.18	116.71	.00	30,718.89
FUND TOTALS	30,602.18	116.71	.00	30,718.89
2014 040 COUNTY CLERK PRESERVATION FUND				
CASH/AIM	97,619.55	5,403.92	.00	103,023.47
TDOA - CD BALANCE - ASB	.00	.00	.00	.00
FUND TOTALS	97,619.55	5,403.92	.00	103,023.47
2014 041 RECORDS MANAGEMENT OFFICER				
CASH/AIM	10,483.97	1,022.29	282.61	11,223.65
FUND TOTALS	10,483.97	1,022.29	282.61	11,223.65
2014 042 R&B EXTRA FEE ACCOUNT				
CASH/ASB	191,986.27	56,118.27	.00	248,104.54
FUND TOTALS	191,986.27	56,118.27	.00	248,104.54
2014 043 COURTHOUSE SECURITY FUND				
CASH/AIM	13,999.42	1,688.33	3,915.87	11,771.88
FUND TOTALS	13,999.42	1,688.33	3,915.87	11,771.88
2014 044 JUSTICE COURT TECHNOLOGY FUND				
CASH	52,021.47	1,516.79	424.30	53,113.96
FUND TOTALS	52,021.47	1,516.79	424.30	53,113.96
2014 045 SHERIFF CASH BOND ACCOUNT				
CASH	46,409.42	6,000.00	.00	52,409.42
FUND TOTALS	46,409.42	6,000.00	.00	52,409.42
2014 046 COUNTY CLERK CASH BOND ACCT				
CASH	59,619.02	100.00	.00	59,719.02
FUND TOTALS	59,619.02	100.00	.00	59,719.02
2014 047 JP5 CASH BOND ACCOUNT				
CASH	3,234.71	.00	.00	3,234.71
FUND TOTALS	3,234.71	.00	.00	3,234.71
2014 048 COUNTY CLERK				
CASH	51,776.35	30,711.05	51,922.35	30,565.05
FUND TOTALS	51,776.35	30,711.05	51,922.35	30,565.05
2014 051 JUSTICE OF PEACE #1				
CASH	9,413.37	3,980.43	9,119.37	4,274.43
FUND TOTALS	9,413.37	3,980.43	9,119.37	4,274.43
2014 052 JUSTICE OF PEACE #2				
CASH	1,108.86	662.10	867.20	903.76

ACCOUNT NAME	BEGINNING CASH BALANCE	CASH RECEIPTS	CASH DISBURSEMENTS	ENDING CASH BALANCE
2014 010 GENERAL FUND				
CASH/AIM	5,417,963.86	212,516.94	1,356,800.85-	4,273,679.95
AUDIT CASH ON HAND	.00	.00	.00	.00
TDOA/CD/ASE	.00	.00	.00	.00
FUND TOTALS	5,417,963.86	212,516.94	1,356,800.85-	4,273,679.95
2014 011 AD VALOREM TAX ACCOUNT				
CASH/AIM	37,429.82	30.76	.00	37,460.58
CASH/TO AD VAL EXCESS	3,980,087.40	135,174.74	300,000.00-	3,815,262.14
CASH/BE SAVINGS	.00	.00	.00	.00
TDOA - CD/AIM BANK	6,003,452.06	.00	.00	6,003,452.06
TDOA - CD/ PLAT	4,095,339.54	3,882.55	.00	4,103,222.09
FUND TOTALS	14,120,308.82	139,088.05	300,000.00-	13,959,396.87
2014 012 OFFICERS SALARY FUND				
CASH/AIM	75,144.04	1,062,807.50	507,523.84-	630,427.70
AUDIT CASH ON HAND	.00	.00	.00	.00
FUND TOTALS	75,144.04	1,062,807.50	507,523.84-	630,427.70
2014 013 AUTO REGISTRATION FUND				
CASH/AIM	155,486.49	270,086.71	.00	425,573.20
FUND TOTALS	155,486.49	270,086.71	.00	425,573.20
2014 014 INDIGENT HEALTH CARE FUND				
CASH/AIM	25,688.98	60.86	25,171.89-	577.95
FUND TOTALS	25,688.98	60.86	25,171.89-	577.95
2014 016 HOCKLEY COUNTY: LEOSE FUND				
CASH/AIM	19,664.42	14.95	1,988.15-	17,691.22
FUND TOTALS	19,664.42	14.95	1,988.15-	17,691.22
2014 017 JURY FUND				
CASH/AIM	176,748.75	9,785.38	30,373.22-	156,160.91
AUDIT CASH ON HAND	.00	.00	.00	.00
FUND TOTALS	176,748.75	9,785.38	30,373.22-	156,160.91
2014 021 ROAD & BRIDGE #1				
CASH/AIM	67,987.00	100,114.03	67,615.01-	100,486.02
CASH/LAT1 AIM	12,122.17	.00	.00	12,122.17
FUND TOTALS	80,109.17	100,114.03	67,615.01-	112,608.19
2014 022 ROAD & BRIDGE #2				
CASH/AIM	68,223.33	100,172.59	56,116.48-	112,279.44
CASH/LATRD2/AIM	73,589.93	.00	.00	73,589.93
FUND TOTALS	141,813.26	100,172.59	56,116.48-	185,869.37
2014 023 ROAD & BRIDGE #3				
CASH/ASE	257,798.57	212.46	53,253.53-	204,757.50
CASH/LATRD3	26,676.87	.00	.00	26,676.87
FUND TOTALS	284,475.44	212.46	53,253.53-	231,434.37
2014 024 ROAD & BRIDGE #4				
CASH/ASE	59,572.03	100,082.01	114,096.86-	45,557.18
CASH/LATRD4	11,223.49	.00	.00	11,223.49
FUND TOTALS	70,795.52	100,082.01	114,096.86-	56,780.67
2014 025 ROAD & BRIDGE #5				
CASH/AIM	70,033.29	15,625.79	7,983.95-	77,675.13

Investment Portfolio Pledged Securities
 AIM BANK
 LITTLEFIELD, TX

InTrader (pledged)
 Last: 03/31/2014
 As-of: 04/30/2014
 2AIM 1018373

Sec ID	Ticket	Security Description Line 1	Security Description Line 2	Safeguarding Agent	Maturity	Grp	Original Face S & P	Par/Curr Face	Moody	Priced Pledged	Book Value	Market Value
PLEGGED TO: hockc *HOCKLEY COUNTY												
3128LLV86		FHLMC #2B0639 ARM		THE INDEPENDENT BANKERSBANK			2,000,000.00			04/25/2014	1,332,044.96	
TIB	213001965			2.291	06/01/2042	305	1,271,510.00			01/30/2013	1,315,090.42	
3128Q0GE1		FHLMC GOLD #J19197		THE INDEPENDENT BANKERSBANK			3,400,000.00			04/25/2014	2,450,745.14	
TIB	164030159			3	05/01/2027	305	2,957,016.37			04/11/2013	2,427,818.36	
3138A4SN1		FNMA #AH3552		THE INDEPENDENT BANKERSBANK			2,100,000.00			04/25/2014	1,095,188.52	
TIB	164027666			3.5	02/01/2026	305	1,026,041.06			01/30/2013	1,079,082.85	
3138E4YCS		FNMA #AK0706		THE INDEPENDENT BANKERSBANK			2,222,500.00			04/25/2014	1,522,944.53	
TIB	164028308			3.5	02/01/2027	305	1,425,514.92			04/03/2013	1,499,440.83	
3138E4YCS		FNMA #AK0706		THE INDEPENDENT BANKERSBANK			3,250,000.00			04/25/2014	2,226,410.83	
TIB	164028413			3.5	02/01/2027	305	2,084,555.01			01/30/2013	2,192,658.14	
3138EGSH8		FNMA #AL0519		THE INDEPENDENT BANKERSBANK			2,500,000.00			04/25/2014	1,591,969.89	
TIB	164024507			4	03/01/2026	305	1,474,425.35			05/22/2012	1,578,817.08	
3138EJNE4		FNMA #AL2188 ARM		THE INDEPENDENT BANKERSBANK			2,900,000.00			04/25/2014	1,843,424.64	
TIB	164027988			2.355	06/01/2042	305	1,752,378.77			01/30/2013	1,816,719.42	
31418AF78		FNMA #MA1089		THE INDEPENDENT BANKERSBANK			2,850,000.00			04/25/2014	2,307,203.60	
TIB	164027935			4	06/01/2032	305	2,123,956.69			01/30/2013	2,246,311.38	
31418AH76		FNMA #MA1153		THE INDEPENDENT BANKERSBANK			4,000,000.00			04/25/2014	2,956,801.04	
TIB	164029358			3	08/01/2022	305	2,789,640.60			01/30/2013	2,911,244.02	
31418AJ33		FNMA #MA1181		THE INDEPENDENT BANKERSBANK			4,950,000.00			04/25/2014	3,812,198.50	
TIB	164029593			3	09/01/2022	305	3,593,711.88			01/30/2013	3,750,497.55	
31418AK80		FNMA #MA1218		THE INDEPENDENT BANKERSBANK			3,950,000.00			04/25/2014	3,097,486.14	
TIB	164029389			3	10/01/2022	305	2,920,151.46			01/30/2013	3,047,623.43	
31418ATJ7		FNMA #MA1452		THE INDEPENDENT BANKERSBANK			1,270,760.00			04/25/2014	1,145,770.81	
TIB	219000475			3	05/01/2023	305	1,087,694.24			03/05/2014	1,135,248.97	
31419AY35		FNMA POOL AE0729		THE INDEPENDENT BANKERSBANK			2,100,000.00			04/25/2014	1,237,351.47	
TIB	164024025			4	01/01/2026	305	1,153,629.10			05/22/2012	1,232,870.45	
TOTAL FOR PLEDGE ID hockc										Market: 26,233,422.90	Book: 26,619,540.07	
Pledged: 13										Current Face: 25,060,225.45	Orig Face: 37,493,260.00	

The information contained herein; while believed to be reliable, is not guaranteed.
 For assistance please contact TIB Investment Portfolio (972) 650-6078.



Trusted.

Partner.

From: Stephen Gutleber <SGutleber@platinumbanktexas.com>

To: hockleytreasurer <hockleytreasurer@aol.com>

Cc: Judy Rountree <Jroutree@platinumbanktexas.com>

Subject: April Pledge Detail

Date: Tue, May 6, 2014 9:35 am

Attachments: Hockley_County.pdf (14K)

Denise,

Sorry for the delay. See below, and also attached.

Platinum Bank Pledge Agreement Summary As of 4/30/14								
<div style="border: 1px solid black; padding: 5px; width: fit-content;"> Attn: Denise Bohannon Hockley County 802 Houston Street Levelland, TX 79336 </div>								
Pledge Agreement Collateralized by								
	Account Balance	Type	Issuer	Cusip Number	Par Amount	Interest Rate	Maturity Date	Current Market Value (as of 4/30/14)
CD # 8565	\$ 2,070,732.05	MBS	FNMA	3138E2MJ1	811,984.37	3.500%	1/1/2027	699,729.26
CD # 8567	\$ 2,032,469.41	MBS	GNMA	36241L2J4	715,246.54	4.500%	8/15/2028	529,610.17
	\$ 4,103,221.46	MBS	GNMA	36241L4J2	1,158,798.99	4.500%	12/20/2031	772,751.79
		MUNI	JEFFERSON TX ISD	475214GV8	400,000.00	3.500%	2/15/2030	414,100.00
		MUNI	KERRVILLE TX	492422LQ1	225,000.00	2.750%	2/15/2027	224,325.00
		MUNI	MAYPEARL TX ISD	578469KT4	500,000.00	3.000%	2/15/2032	503,055.00
		MUNI	ROSENBERG TX	777628VC9	595,000.00	4.050%	3/1/2025	621,061.00
		MUNI	WEATHERFORD TX	947100MNO	300,000.00	4.125%	3/1/2026	324,165.00
		Total Securities Pledged						<u>4,088,797.22</u>
	FDIC Coverage							250,000.00
	Total Securities Pledged							<u>\$ 4,088,797.22</u>
	Excess Coverage							<u>\$ (235,575.76)</u>
INVESTMENT SECURITIES ARE NOT FDIC INSURED								



Stephen Gutleber

Financial Analyst / Banking Officer

sgutleber@platinumbanktexas.com

www.platinumbanktexas.com

Platinum Bank | 6502 Slide Rd., Suite 110 | Lubbock, TX 79424

TREASURER'S APRIL 2014 FINANCIAL REPORT

**HOCKLEY COUNTY Mallet Event Center and Arena
\$14,515,000 - Bond Issue - 10 Year Repayment
Fund 065, Series 2009 3.04%**

FYE	Previous Balance Outstanding	Principal Payment Due	Interest Payment Due	Current Balance Outstanding
2010	\$17,636,079.00	\$1,185,000.00	\$312,878.88	
PD				\$15,871,600.00
2011	\$15,871,600.00	\$1,255,000.00	\$508,100.00	
PD				\$14,108,500.00
2012	\$14,108,500.00	\$1,305,000.00	\$456,900.00	
PD				\$12,346,600.00
2013	\$12,346,600.00	\$1,360,000.00	\$403,600.00	
PD				\$10,583,000.00
2014	\$10,583,000.00	\$1,415,000.00	\$348,100.00	
				\$8,819,900.00
2015	\$8,819,900.00	\$1,475,000.00	\$290,300.00	
				\$7,054,600.00
2016	\$7,054,600.00	\$1,535,000.00	\$230,100.00	
				\$5,289,500.00
2017	\$5,289,500.00	\$1,595,000.00	\$167,500.00	
				\$3,527,000.00
2018	\$3,527,000.00	\$1,660,000.00	\$102,400.00	
				\$1,764,600.00
2019	\$1,764,600.00	\$1,730,000.00	\$34,600.00	
				\$0.00

*Principal Payments Due Annually
**Interest Payments are Due Semi-annually

Treasurer's Monthly Report
 Prepared by Denise Bohannon, Hockley County Treasurer

Certificates of Deposit									
Purchase Date	Account	Bank	Beginning Amount	Maturity Date	Interest Rate	Interest Paid	Month's Interest Earned	Current Bal	
11/26/2012	011-AdValorem	Platinum	\$2,000,000.00	11/26/2014	1.15%	Monthly	\$1,966.70	\$2,030,714.67	
11/26/2012	011-AdValorme	Platinum	\$2,000,000.00	11/26/2014	1.10%	Monthly	\$1,915.85	\$2,069,003.13	
11/28/2011	060-I&S Hosp. Bd.	Aim	\$36,481.21	11/28/2014	0.55%	Monthly	\$17.42	\$37,287.41	
2/19/2014	011-AdValorem Excess	Aim	3,000,000.00	8/19/2014	0.75%	Monthly	\$1,912.06	\$3,003,638.09	
2/19/2014	011-AdValorem Excess	Aim	3,000,000.00	11/19/2014	0.75%	Monthly	\$1,912.06	\$3,003,638.09	