

TREASURER'S 1st QTR. 2018 FINANCIAL REPORT

THE STATE OF TEXAS
COUNTY OF HOCKLEY
AFFIDAVIT

The Treasurer's Quarterly Report includes, but is not limited to, money received and disbursed; debts due to (if known) and owed By the county; and all other proceedings in the treasurer's office that pertain to the Financial Standing of Hockley County. {LGC 114.026(a)(b)}

The Treasurer's Books and the Auditor's General Ledger agree. The Bank Statements have been reconciled; any adjustments Have been noted.

The affidavit must state the amount of the cash and other assets that are in the custody of the county treasurer at the time of The examination. {LGC 114.026 (d)} **\$23,261,665.31 Months' Ending Balance**


Any interest earned that is posted by financial institutions to our accounts on the last business day of the month is included In the combined statement of receipts and disbursements. **\$92,734.39 Months' Interest Earned**

The Treasurer's Quarterly Report has been submitted and the Bank Reconciliation is pending review by Auditor. {LGC 114.026(b)}

All investments are in compliance with both the Public Funds Investment Act and the Hockley County Investment Policy. The investment strategy is passive, which maintains a liquid cash flow and safety of the investment as priority. {LGC 2256.023}

Therefore, Denise Bohannon, County Treasurer of Hockley County, Texas, who being fully sworn, upon oath says that the within And foregoing report is true and correct to the best of her knowledge.


Filed with accompanying vouchers this the 4 day of Jun, 2018




Denise Bohannon, Treasurer, Hockley County

Commissioners' Court having reviewed the Treasurer's Report as presented, having taken reasonable steps to ensure its accuracy and based upon presentations of the Treasurer's Office approve the report, subject to the independent auditor's Review and request that it be filed with the official minutes of this meeting. {LGC 114.026(c)}


In addition, the below signatures affirm that the Treasurer's Report complies with statutes as referenced. {LGC 114.026(d)}




Shirley Pennek, Auditor, Hockley County / Date



Sharla Baldrige, County Judge



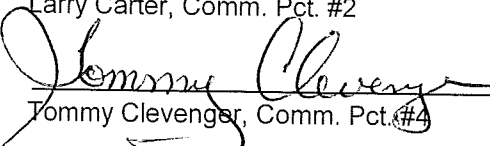
Curtis Thrash, Comm. Pct. #1



Larry Carter, Comm. Pct. #2




Whitey Barnett, Comm. Pct. #3



Tommy Clevenger, Comm. Pct. #4

Sworn to & Subscribed to Before Me, by the County Treasurer, the Auditor & Commissioners Court on this 4 day of June 2018.



Jennifer Palermo, County Clerk

Treasurer's Financial Report
Prepared by Denise Bohannon, Hockley County Treasurer

SECTION 1 – Cash Flow

- Pages 1-5** Combined Statement of Cash Receipts and Disbursements
Includes Interest and Bank Service Charge
- Page 6-8** Bank Collateral
Pledged Securities the Banks have pledged on behalf of Hockley County
- Page 9** Bond Indebtedness – Mallet Event Center
- Page 10** Certificates of Deposit

SECTION 2 – Investments Long Term

Per the Public Funds Investment Act and the Hockley County Investment Policies, the Investments Report is required on a Quarterly Basis. However, in an effort to keep the Commissioners' Court informed *available* Information is provided on a Monthly basis.

All investments are in compliance with both the Public Funds Investment Act and the Hockley County Investment Policy. The investment strategy is passive, which maintains a liquid cash flow and safety of The investment as priorities. {GC 2256.023}

Investments – Funds are not immediately available – must wait until maturity

ACCOUNT NAME	BEGINNING CASH BALANCE	CASH RECEIPTS	CASH DISBURSEMENTS	ENDING CASH BALANCE
GRAND TOTALS	<u>19,738,852.97</u>	<u>19,685,594.36</u>	<u>16,162,782.02-</u>	<u>23,261,665.31</u>

ACCOUNT NAME	BEGINNING CASH BALANCE	CASH RECEIPTS	CASH DISBURSEMENTS	ENDING CASH BALANCE
2018 083 CA THEFT OF SERVICE				
CASH	<u>5,365.31</u>	<u>2,413.80</u>	<u>2,388.95-</u>	<u>5,390.16</u>
FUND TOTALS	5,365.31	2,413.80	2,388.95-	5,390.16
2018 084 SHERIFF WORK RELEASE PROGRAM				
CASH	<u>1,903.48</u>	<u>8.55</u>	<u>.00</u>	<u>1,912.03</u>
FUND TOTALS	1,903.48	8.55	.00	1,912.03
2018 085 HOCKLEY CO GRANTS FUND				
CASH	<u>10,962.22</u>	<u>49.51</u>	<u>.00</u>	<u>11,011.73</u>
FUND TOTALS	10,962.22	49.51	.00	11,011.73
2018 087 HC JUVENILE PROBATION FEES				
CASH/AIM	<u>15,360.12</u>	<u>69.38</u>	<u>.00</u>	<u>15,429.50</u>
FUND TOTALS	15,360.12	69.38	.00	15,429.50
2018 088 PAYROLL CLEARING ACCOUNT				
CASH/ASB	<u>1,955.89</u>	<u>1,096,416.99</u>	<u>1,096,241.95-</u>	<u>2,130.93</u>
FUND TOTALS	1,955.89	1,096,416.99	1,096,241.95-	2,130.93
2018 089 SEIZURE PROCEEDS FUND				
CASH/ASB	<u>30,390.30</u>	<u>1,312.15</u>	<u>.00</u>	<u>31,702.45</u>
FUND TOTALS	30,390.30	1,312.15	.00	31,702.45
2018 090 JUVENILE PROBATION FUND				
CASH/AIM	<u>54,560.93</u>	<u>55,676.97</u>	<u>47,940.62-</u>	<u>62,297.28</u>
ACCOUNTS RECEIVABLE	<u>97.75-</u>	<u>.00</u>	<u>.00</u>	<u>97.75-</u>
FUND TOTALS	54,463.18	55,676.97	47,940.62-	62,199.53
2018 091 JUVENILE PROBATION RESTITUTION				
CASH	<u>30,122.71</u>	<u>2,585.70</u>	<u>220.50-</u>	<u>32,487.91</u>
FUND TOTALS	30,122.71	2,585.70	220.50-	32,487.91
2018 092 HOCKLEY COUNTY COMMUNITY SUPER				
CASH/ASB	<u>92,008.24</u>	<u>111,511.13</u>	<u>100,485.67-</u>	<u>103,033.70</u>
FUND TOTALS	92,008.24	111,511.13	100,485.67-	103,033.70
2018 093 HOCKLEY COUNTY MEDICAL FUND				
CASH/ASB	<u>4,277.31</u>	<u>458.63</u>	<u>.00</u>	<u>4,735.94</u>
FUND TOTALS	4,277.31	458.63	.00	4,735.94
2018 094 COUNTY ATTORNEY RESTITUTION				
CASH/ASB	<u>26,287.13</u>	<u>1,057.55</u>	<u>539.96-</u>	<u>26,804.72</u>
FUND TOTALS	26,287.13	1,057.55	539.96-	26,804.72
2018 095 D A RESTITUTION FUND				
CASH/ASB	<u>5,093.39</u>	<u>173.29</u>	<u>.00</u>	<u>5,266.68</u>
FUND TOTALS	5,093.39	173.29	.00	5,266.68
2018 096 CA/DA PRE-TRIAL DIVERSION FUND				
CASH	<u>121,921.68</u>	<u>4,148.25</u>	<u>10,324.48-</u>	<u>115,745.45</u>
FUND TOTALS	121,921.68	4,148.25	10,324.48-	115,745.45
2018 098 CLEARING FUND				
CASH	<u>.09</u>	<u>4,090,269.92</u>	<u>4,090,269.92-</u>	<u>.09</u>
FUND TOTALS	.09	4,090,269.92	4,090,269.92-	.09

ACCOUNT NAME	BEGINNING CASH BALANCE	CASH RECEIPTS	CASH DISBURSEMENTS	ENDING CASH BALANCE
FUND TOTALS	784.86	4,493.20	3,540.80-	1,737.26
2018 054 JUSTICE OF PEACE #4				
CASH	1,519.95	11,121.80	9,783.70-	2,858.05
FUND TOTALS	1,519.95	11,121.80	9,783.70-	2,858.05
2018 055 JUSTICE OF PEACE #5				
CASH	19,848.62	104,589.54	93,444.34-	30,993.82
FUND TOTALS	19,848.62	104,589.54	93,444.34-	30,993.82
2018 056 SHERIFF FEE ACCOUNT				
CASH	1.50	.00	.00	1.50
FUND TOTALS	1.50	.00	.00	1.50
2018 057 SO DONATIONS FUND				
CASH/ASB	7,212.52	30.21	5,051.85-	2,190.88
FUND TOTALS	7,212.52	30.21	5,051.85-	2,190.88
2018 060 I&S FUND: '88 HOSPITAL BOND				
CASH/ASB	346.03	84.56	.00	430.59
TODA - CD BALANCE	37,728.69	.00	.00	37,728.69
FUND TOTALS	38,074.72	84.56	.00	38,159.28
2018 065 MPEC INTEREST & SINKING FUND				
CASH	.00	.00	.00	.00
BUSINESS ELITE SAVINGS ACCT	196,212.31	1,662,888.46	1,727,800.00-	131,300.77
TDOA - INVESTMENT BALANCE	.00	.00	.00	.00
FUND TOTALS	196,212.31	1,662,888.46	1,727,800.00-	131,300.77
2018 070 PERMANENT IMPROVEMENT FUND				
CASH/ASB	1,187,357.51	5,266.08	119,018.00-	1,073,605.59
FUND TOTALS	1,187,357.51	5,266.08	119,018.00-	1,073,605.59
2018 071 HOCKLEY CO ROAD BOND FUND				
CASH/AIM	21,655.74	97.83	.00	21,753.57
TDOA/ASB	.00	.00	.00	.00
FUND TOTALS	21,655.74	97.83	.00	21,753.57
2018 072 MALLET OPERATING FUND				
CASH/AIM	526,413.96	71,640.59	198,401.90-	399,652.65
FUND TOTALS	526,413.96	71,640.59	198,401.90-	399,652.65
2018 079 DA FEDERAL FORFEITED FUNDS				
CASH	27,102.75	102.47	4,532.77-	22,672.45
FUND TOTALS	27,102.75	102.47	4,532.77-	22,672.45
2018 080 FM & LR FUND				
CASH/AIM	4,585.71	20.70	.00	4,606.41
FUND TOTALS	4,585.71	20.70	.00	4,606.41
2018 081 DA TRUST ACCOUNT				
CASH/AIM	11,312.38	14,223.85	14,223.85-	11,312.38
FUND TOTALS	11,312.38	14,223.85	14,223.85-	11,312.38
2018 082 DA FORFEITURE FUND				
CASH	18,477.55	83.48	.00	18,561.03
FUND TOTALS	18,477.55	83.48	.00	18,561.03

ACCOUNT NAME	BEGINNING CASH BALANCE	CASH RECEIPTS	CASH DISBURSEMENTS	ENDING CASH BALANCE
AUDIT CASH ON HAND	.00	.00	.00	.00
FUND TOTALS	43,322.94	14,086.32	25,864.38-	31,544.88
2018 030 LAW LIBRARY FUND				
CASH/AIM	17,902.97	1,036.23	935.90-	18,003.30
FUND TOTALS	17,902.97	1,036.23	935.90-	18,003.30
2018 035 LIBRARY FUND				
CASH/AIM	39,617.99	208,089.44	54,837.26-	192,870.17
FUND TOTALS	39,617.99	208,089.44	54,837.26-	192,870.17
2018 039 DISTRICT CLERK PRESERVATION				
CASH/AIM	11,039.74	2,013.22	3,847.00-	9,205.96
FUND TOTALS	11,039.74	2,013.22	3,847.00-	9,205.96
2018 040 COUNTY CLERK PRESERVATION FUND				
CASH/AIM	69,845.01	10,694.60	55,169.60-	25,370.01
TDOA - CD BALANCE - ASB	.00	.00	.00	.00
FUND TOTALS	69,845.01	10,694.60	55,169.60-	25,370.01
2018 041 RECORDS MANAGEMENT OFFICER				
CASH/AIM	15,812.11	1,587.96	430.22-	16,969.85
FUND TOTALS	15,812.11	1,587.96	430.22-	16,969.85
2018 042 R&B EXTRA FEE ACCOUNT				
CASH/ASB	102,865.66	50,502.85	.00	153,368.51
FUND TOTALS	102,865.66	50,502.85	.00	153,368.51
2018 043 COURTHOUSE SECURITY FUND				
CASH/AIM	34,822.65	4,286.02	444.00-	38,664.67
FUND TOTALS	34,822.65	4,286.02	444.00-	38,664.67
2018 044 JUSTICE COURT TECHNOLOGY FUND				
CASH	39,637.96	3,987.06	3,938.03-	39,686.99
FUND TOTALS	39,637.96	3,987.06	3,938.03-	39,686.99
2018 045 SHERIFF CASH BOND ACCOUNT				
CASH	69,909.42	2,000.00	7,000.00-	64,909.42
FUND TOTALS	69,909.42	2,000.00	7,000.00-	64,909.42
2018 046 COUNTY CLERK CASH BOND ACCT				
CASH	54,885.02	.00	.00	54,885.02
FUND TOTALS	54,885.02	.00	.00	54,885.02
2018 047 JP5 CASH BOND ACCOUNT				
CASH	4,234.71	.00	200.00-	4,034.71
FUND TOTALS	4,234.71	.00	200.00-	4,034.71
2018 048 COUNTY CLERK				
CASH	25,328.67	89,170.73	79,771.25-	34,728.15
FUND TOTALS	25,328.67	89,170.73	79,771.25-	34,728.15
2018 051 JUSTICE OF PEACE #1				
CASH	3,602.10	21,771.20	16,759.60-	8,613.70
FUND TOTALS	3,602.10	21,771.20	16,759.60-	8,613.70
2018 052 JUSTICE OF PEACE #2				
CASH	784.86	4,493.20	3,540.80-	1,737.26

ACCOUNT NAME	BEGINNING CASH BALANCE	CASH RECEIPTS	CASH DISBURSEMENTS	ENDING CASH BALANCE
2018 010 GENERAL FUND				
CASH/AIM	7,546,103.13	245,383.91	4,297,854.73-	3,493,632.31
AUDIT CASH ON HAND	.00	.00	.00	.00
TDOA/CD/ASB	.00	.00	.00	.00
FUND TOTALS	<u>7,546,103.13</u>	<u>245,383.91</u>	<u>4,297,854.73-</u>	<u>3,493,632.31</u>
2018 011 AD VALOREM TAX ACCOUNT				
CASH/AIM	37,459.31	575,167.33	575,000.00-	37,626.64
CASH/TO AD VAL EXCESS	2,498,287.27	8,471,690.47	1,312,000.00-	9,657,977.74
CASH/BE SAVINGS	.00	.00	.00	.00
TDOA - CD/AIM BANK	4,028,314.44	11,667.26	.00	4,039,981.70
TDOA - CD/ PLAT	.00	.00	.00	.00
FUND TOTALS	<u>6,564,061.02</u>	<u>9,058,525.06</u>	<u>1,887,000.00-</u>	<u>13,735,586.08</u>
2018 012 OFFICERS SALARY FUND				
CASH/AIM	1,010,833.57	1,157,118.53	1,272,615.58-	895,336.52
AUDIT CASH ON HAND	.00	.00	.00	.00
FUND TOTALS	<u>1,010,833.57</u>	<u>1,157,118.53</u>	<u>1,272,615.58-</u>	<u>895,336.52</u>
2018 013 AUTO REGISTRATION FUND				
CASH/AIM	<u>28,317.65</u>	<u>270,572.79</u>	.00	<u>298,890.44</u>
FUND TOTALS	28,317.65	270,572.79	.00	298,890.44
2018 014 INDIGENT HEALTH CARE FUND				
CASH/AIM	<u>5,298.01</u>	<u>100,212.89</u>	<u>17,343.41-</u>	<u>88,167.49</u>
FUND TOTALS	5,298.01	100,212.89	17,343.41-	88,167.49
2018 016 HOCKLEY COUNTY: LEOSE FUND				
CASH/AIM	<u>25,280.18</u>	<u>4,467.23</u>	<u>520.00-</u>	<u>29,227.41</u>
FUND TOTALS	25,280.18	4,467.23	520.00-	29,227.41
2018 017 JURY FUND				
CASH/AIM	11,209.26	309,468.83	110,465.13-	210,212.96
AUDIT CASH ON HAND	.00	.00	.00	.00
FUND TOTALS	<u>11,209.26</u>	<u>309,468.83</u>	<u>110,465.13-</u>	<u>210,212.96</u>
2018 021 ROAD & BRIDGE #1				
CASH/AIM	42,478.05	305,095.66	137,421.72-	210,151.99
CASH/LAT1 AIM	<u>46,538.47</u>	<u>12,266.43</u>	.00	<u>58,804.90</u>
FUND TOTALS	89,016.52	317,362.09	137,421.72-	268,956.89
2018 022 ROAD & BRIDGE #2				
CASH/AIM	305,880.82	1,455.80	160,778.57-	146,558.05
CASH/LATRD2/AIM	<u>100,306.23</u>	<u>12,266.43</u>	.00	<u>112,572.66</u>
FUND TOTALS	406,187.05	13,722.23	160,778.57-	259,130.71
2018 023 ROAD & BRIDGE #3				
CASH/ASB	820,553.43	3,283.38	247,820.87-	576,015.94
CASH/LATRD3	<u>61,093.17</u>	<u>12,266.42</u>	.00	<u>73,359.59</u>
FUND TOTALS	881,646.60	15,549.80	247,820.87-	649,375.53
2018 024 ROAD & BRIDGE #4				
CASH/ASB	131,762.13	530,924.36	257,555.51-	405,130.98
CASH/LATRD4	<u>45,639.77</u>	<u>12,266.42</u>	.00	<u>57,906.19</u>
FUND TOTALS	177,401.90	543,190.78	257,555.51-	463,037.17
2018 025 ROAD & BRIDGE #5				
CASH/AIM	43,322.94	14,086.32	25,864.38-	31,544.88

Investment Portfolio Pledged Securities
 AIM BANK
 LITTLEFIELD, TX

InTrader (pledged)
 Last : 12/31/2017
 As-of: 01/31/2018
 2AIM 1018373

Sec ID	Security Description Line 1	Safekeeping Agent	Original Face S & P	Priced	Book Value
Loc	Ticket	Rate	Par/Curr Face Moody	Pledged	Market Value
PLEGDED TO: hockc *HOCKLEY COUNTY					
3128MMSZ7	FHLMC GOLD G18535	THE INDEPENDENT BANKERSBANK	4,800,000.00	01/26/2018	2,519,813.38
TIB	164040305	3.5 12/01/2029 305	2,440,306.85	03/25/2015	2,512,712.63
3132J4HC6	FHLMC #G30926	THE INDEPENDENT BANKERSBANK	3,500,000.00	01/26/2018	2,860,795.56
TIB	163004717	3.5 04/01/2036 305	2,723,950.78	12/01/2016	2,802,314.95
3132KF3F7	FHLMC #V61698	THE INDEPENDENT BANKERSBANK	5,000,000.00	01/26/2018	4,923,658.17
TIB	163005948	3 07/01/2032 305	4,807,425.95	12/22/2017	4,859,804.97
3132LMBZ8	FHLMC #K91056	THE INDEPENDENT BANKERSBANK	7,175,000.00	01/26/2018	4,408,890.26
TIB	164046120	3.5 09/01/2033 305	4,245,300.56	07/12/2017	4,372,846.75
3138E4YC9	FNMA #AK0706	THE INDEPENDENT BANKERSBANK	2,222,500.00	01/26/2018	528,656.73
TIB	164028308	3.5 02/01/2027 305	499,942.26	04/03/2013	513,378.32
3138E4YC9	FNMA #AK0706	THE INDEPENDENT BANKERSBANK	3,250,000.00	01/26/2018	772,884.00
TIB	164028413	3.5 02/01/2027 305	731,074.18	01/30/2013	750,721.96
3138EGSH8	FNMA #AL0519	THE INDEPENDENT BANKERSBANK	2,500,000.00	01/26/2018	688,133.07
TIB	164024507	4 03/01/2026 305	647,587.53	05/22/2012	675,675.15
3140EUEA3	FNMA POOL #BC0128	THE INDEPENDENT BANKERSBANK	1,500,000.00	01/26/2018	1,183,102.11
TIB	163004104	3 12/01/2030 305	1,142,964.06	03/28/2016	1,157,249.45
31410LT69	FNMA #890773	THE INDEPENDENT BANKERSBANK	3,000,000.00	01/26/2018	2,739,337.86
TIB	204074493	3 09/01/2036 305	2,719,043.13	03/21/2017	2,731,653.15
31418AF78	FNMA #MA1089	THE INDEPENDENT BANKERSBANK	2,850,000.00	01/26/2018	1,037,874.06
TIB	164027935	4 06/01/2032 305	962,576.93	01/30/2013	1,010,005.38
31419AY35	FNMA POOL AE0729	THE INDEPENDENT BANKERSBANK	2,100,000.00	01/26/2018	520,024.20
TIB	164024025	4 01/01/2026 305	491,916.96	05/22/2012	510,597.24
31419KD69	FNMA #AE8224	THE INDEPENDENT BANKERSBANK	6,000,000.00	01/26/2018	2,187,963.52
TIB	204076176	4 12/01/2040 305	2,071,552.92	08/14/2017	2,171,919.02
728874LG1	PLEASANTON TX ISD BQ	THE INDEPENDENT BANKERSBANK	330,000.00 AAA	01/26/2018	349,221.90
TIB	204064655	3 08/15/2021 400	330,000.00	08/10/2016	345,196.50
3136A72D3	FNA 2012-M9 A2	THE INDEPENDENT BANKERSBANK	1,742,000.00	01/26/2018	1,630,919.67
TIB	158017617	2.482 04/25/2022 800	1,588,150.78	08/10/2016	1,576,458.18
3137B3NA2	FHMS K030 A2 ARM	THE INDEPENDENT BANKERSBANK	2,000,000.00	01/26/2018	2,084,903.85
TIB	163005813	3.25 04/25/2023 800	2,000,000.00 Aaa	01/29/2018	2,054,048.40
3137B4GY6	FHMS K032 A2 ARM	THE INDEPENDENT BANKERSBANK	2,860,000.00	01/26/2018	2,987,234.77
TIB	163005814	3.31 05/25/2023 800	2,860,000.00	12/22/2017	2,946,692.03
TOTAL FOR PLEDGE ID hockc					
Pledged: 16		Orig Face: 50,829,500.00	Current Face: 30,261,792.89	Market: 30,991,274.08	Book: 31,423,413.11

Investment Portfolio Pledged Securities

AIM BANK
LITTLEFIELD, TX

InTrader (pledged)
Last : 01/31/2018
As-of: 02/28/2018
2AIM 1018373

Sec ID Loc	Ticket	Security Description Line 1 Security Description Line 2	Safeguarding Agent Rate	Maturity	Grp	Original Face S & P Par/Curr Face Moody	Priced Pledged	Book Value Market Value
PLEGGED TO: hockc *HOCKLEY COUNTY								
3128MMSZ7		FHLMC GOLD G18535	THE INDEPENDENT BANKERSBANK			4,800,000.00	02/26/2018	2,485,839.69
TIB	164040305		3.5	12/01/2029	305	2,409,095.28	03/25/2015	2,459,836.25
3132J4HC6		FHLMC #G30926	THE INDEPENDENT BANKERSBANK			3,500,000.00	02/26/2018	2,815,730.48
TIB	163004717		3.5	04/01/2036	305	2,682,716.09	12/01/2016	2,728,314.11
3132KF3F7		FHLMC #V61698	THE INDEPENDENT BANKERSBANK			5,000,000.00	02/26/2018	4,878,569.28
TIB	163005948		3	07/01/2032	305	4,764,655.80	12/22/2017	4,753,754.74
3132LMBZ8		FHLMC #K91056	THE INDEPENDENT BANKERSBANK			7,175,000.00	02/26/2018	4,330,587.51
TIB	164046120		3.5	09/01/2033	305	4,172,192.47	07/12/2017	4,252,491.24
3138E4YC9		FNMA #AK0706	THE INDEPENDENT BANKERSBANK			2,222,500.00	02/26/2018	513,437.05
TIB	164028308		3.5	02/01/2027	305	485,697.33	04/03/2013	495,203.61
3138E4YC9		FNMA #AK0706	THE INDEPENDENT BANKERSBANK			3,250,000.00	02/26/2018	750,634.16
TIB	164028413		3.5	02/01/2027	305	710,243.56	01/30/2013	724,144.76
3138EGSH8		FNMA #AL0519	THE INDEPENDENT BANKERSBANK			2,500,000.00	02/26/2018	672,860.55
TIB	164024507		4	03/01/2026	305	633,463.68	05/22/2012	658,146.26
3140EUEA3		FNMA POOL #BC0128	THE INDEPENDENT BANKERSBANK			1,500,000.00	02/26/2018	1,165,258.15
TIB	163004104		3	12/01/2030	305	1,126,338.66	03/28/2016	1,125,161.61
31410LT69		FNMA #890773	THE INDEPENDENT BANKERSBANK			3,000,000.00	02/26/2018	2,702,184.05
TIB	204074493		3	09/01/2036	305	2,682,447.69	03/21/2017	2,647,546.20
31418AF78		FNMA #MA1089	THE INDEPENDENT BANKERSBANK			2,850,000.00	02/26/2018	1,008,223.48
TIB	164027935		4	06/01/2032	305	935,254.52	01/30/2013	970,948.93
31419AY35		FNMA POOL AE0729	THE INDEPENDENT BANKERSBANK			2,100,000.00	02/26/2018	513,518.11
TIB	164024025		4	01/01/2026	305	485,979.23	05/22/2012	502,546.86
31419KD69		FNMA #AE8224	THE INDEPENDENT BANKERSBANK			6,000,000.00	02/26/2018	2,170,213.53
TIB	204076176		4	12/01/2040	305	2,056,074.72	08/14/2017	2,125,298.64
728874LG1		PLEASANTON TX ISD BQ	THE INDEPENDENT BANKERSBANK			330,000.00 AAA	02/26/2018	348,779.40
TIB	204064655	GO	3	08/15/2021	400	330,000.00	08/10/2016	343,744.50
3136A72D3		FNA 2012-M9 A2	THE INDEPENDENT BANKERSBANK			1,742,000.00	02/26/2018	1,627,253.81
TIB	158017617		2.482	04/25/2022	800	1,585,435.99	08/10/2016	1,562,441.30
3137B3NA2		FHMS K030 A2 ARM	THE INDEPENDENT BANKERSBANK			2,000,000.00	02/26/2018	2,083,615.41
TIB	163005813		3.25	04/25/2023	800	2,000,000.00 Aaa	01/29/2018	2,029,179.40
3137B4GY6		FHMS K032 A2 ARM	THE INDEPENDENT BANKERSBANK			2,860,000.00	02/26/2018	2,985,363.91
TIB	163005814		3.31	05/25/2023	800	2,860,000.00	12/22/2017	2,914,899.70
TOTAL FOR PLEDGE ID hockc								
		Pledged: 16	Orig Face: 50,829,500.00	Current Face: 29,919,595.02	Market: 30,293,658.11	Book: 31,052,068.57		

Investment Portfolio Pledged Securities
 AIM BANK
 LITTLEFIELD, TX

InTrader (pledged)
 Last : 02/28/2018
 As-of: 03/31/2018
 2AIM 1018373

Sec ID Loc	Ticket	Security Description Line 1 Security Description Line 2	Safekeeping Agent Rate	Maturity	Grp	Original Face S & P Par/Curr Face Moody	Priced Pledged	Book Value Market Value
PLEGDED TO: hockc *HOCKLEY COUNTY								
3128MMSZ7		FHLMC GOLD G18535	THE INDEPENDENT BANKERSBANK			4,800,000.00	03/27/2018	2,458,654.96
TIB	164040305		3.5	12/01/2029	305	2,384,385.98	03/25/2015	2,430,677.28
3132J4HC6		FHLMC #G30926	THE INDEPENDENT BANKERSBANK			3,500,000.00	03/27/2018	2,778,339.82
TIB	163004717		3.5	04/01/2036	305	2,648,803.64	12/01/2016	2,687,935.53
3132KF3F7		FHLMC #V61698	THE INDEPENDENT BANKERSBANK			5,000,000.00	03/27/2018	4,834,315.36
TIB	163005948		3	07/01/2032	305	4,722,681.50	12/22/2017	4,705,645.23
3132LMBZ8		FHLMC #K91056	THE INDEPENDENT BANKERSBANK			7,175,000.00	03/27/2018	4,285,955.50
TIB	164046120		3.5	09/01/2033	305	4,131,426.85	07/12/2017	4,205,319.73
3138E4YC9		FNMA #AK0706	THE INDEPENDENT BANKERSBANK			2,222,500.00	03/27/2018	504,355.45
TIB	164028308		3.5	02/01/2027	305	477,251.76	04/03/2013	485,780.52
3138E4YC9		FNMA #AK0706	THE INDEPENDENT BANKERSBANK			3,250,000.00	03/27/2018	737,358.01
TIB	164028413		3.5	02/01/2027	305	697,893.46	01/30/2013	710,365.21
3138EGSH8		FNMA #AL0519	THE INDEPENDENT BANKERSBANK			2,500,000.00	03/27/2018	657,843.15
TIB	164024507		4	03/01/2026	305	619,574.83	05/22/2012	645,442.40
3140EUEA3		FNMA POOL #BC0128	THE INDEPENDENT BANKERSBANK			1,500,000.00	03/27/2018	1,152,359.40
TIB	163004104		3	12/01/2030	305	1,114,490.36	03/28/2016	1,112,325.84
31410LT69		FNMA #890773	THE INDEPENDENT BANKERSBANK			3,000,000.00	03/27/2018	2,629,336.08
TIB	204074493		3	09/01/2036	305	2,610,427.89	03/21/2017	2,577,723.61
31418AF78		FNMA #MA1089	THE INDEPENDENT BANKERSBANK			2,850,000.00	03/27/2018	1,002,785.10
TIB	164027935		4	06/01/2032	305	930,400.88	01/30/2013	964,246.98
31419AY35		FNMA POOL AE0729	THE INDEPENDENT BANKERSBANK			2,100,000.00	03/27/2018	507,205.46
TIB	164024025		4	01/01/2026	305	480,226.89	05/22/2012	497,911.90
31419KD69		FNMA #AE8224	THE INDEPENDENT BANKERSBANK			6,000,000.00	03/27/2018	2,144,643.10
TIB	204076176		4	12/01/2040	305	2,032,916.76	08/14/2017	2,095,833.52
728874LG1		PLEASANTON TX ISD BQ	THE INDEPENDENT BANKERSBANK			330,000.00 AAA	03/27/2018	348,336.42
TIB	204064655	GO	3	08/15/2021	400	330,000.00	08/10/2016	342,394.80
3136A72D3		FNA 2012-M9 A2	THE INDEPENDENT BANKERSBANK			1,742,000.00	03/27/2018	1,623,021.70
TIB	158017617		2.482	04/25/2022	800	1,582,167.55	08/10/2016	1,555,450.75
3137B3NA2		FHMS K030 A2 ARM	THE INDEPENDENT BANKERSBANK			2,000,000.00	03/27/2018	2,082,277.08
TIB	163005813		3.25	04/25/2023	800	2,000,000.00 Aaa	01/29/2018	2,021,787.20
3137B4GY6		FHMS K032 A2 ARM	THE INDEPENDENT BANKERSBANK			2,860,000.00	03/27/2018	2,983,463.00
TIB	163005814		3.31	05/25/2023	800	2,860,000.00	12/22/2017	2,900,132.95
TOTAL FOR PLEDGE ID hockc								
		Pledged: 16	Orig Face: 50,829,500.00	Current Face: 29,622,648.35	Market: 29,938,973.45	Book: 30,730,249.59		



TREASURER'S 1st QTR. 2018 FINANCIAL REPORT

HOCKLEY COUNTY Mallet Event Center and Arena
 \$14,515,000 - Bond Issue - 10 Year Repayment
 Fund 065, Series 2009 3.04%

FYE	Previous Balance Outstanding	Principal Payment Due	Interest Payment Due	Current Balance Outstanding
2010	\$17,636,079.00	\$1,185,000.00	\$312,878.88	
PD				\$15,871,600.00
2011	\$15,871,600.00	\$1,255,000.00	\$508,100.00	
PD				\$14,108,500.00
2012	\$14,108,500.00	\$1,305,000.00	\$456,900.00	
PD				\$12,346,600.00
2013	\$12,346,600.00	\$1,360,000.00	\$403,600.00	
PD				\$10,583,000.00
2014	\$10,583,000.00	\$1,415,000.00	\$348,100.00	
PD				\$8,819,900.00
2015	\$8,819,900.00	\$1,475,000.00	\$290,300.00	
PD				\$7,054,600.00
2016	\$7,054,600.00	\$1,535,000.00	\$230,100.00	
PD				\$5,289,500.00
2017	\$5,289,500.00	\$1,595,000.00	\$167,500.00	
PD				\$3,527,000.00
2018	\$3,527,000.00	\$1,660,000.00	\$102,400.00	
				\$1,764,600.00
2019	\$1,764,600.00	\$1,730,000.00	\$34,600.00	
				\$0.00

*Principal Payments Due Annually
 **Interest Payments are Due Semi-annually

Treasurer's Financial Report
 Prepared by Denise Bohannon, Hockley County Treasurer

Certificates of Deposit								
	Purchase Date	Account	Bank	Beginning Amount	Maturity Date	APR	Interest Paid	Month's Interest Earned
Jan	11/28/2011	060-I&S Hosp. Bd.	Aim	\$36,481.21	11/28/2018	0.88%	Monthly	\$29.10
Feb	11/28/2011	060-I&S Hosp. Bd.	Aim	\$36,481.21	11/28/2018	0.88%	Monthly	\$29.13
Mar	11/28/2011	060-I&S Hosp. Bd.	Aim	\$36,481.21	11/28/2018	0.88%	Monthly	\$26.33
Jan	2/14/2017	011-AdValorem	Aim	4,000,000.00	2/14/2019	1.89%	Monthly	\$2,908.11
Feb	2/14/2017	011-AdValorem	Aim	4,000,000.00	2/14/2019	1.89%	Monthly	\$2,910.21
Mar	2/14/2017	011-AdValorem	Aim	4,000,000.00	2/14/2019	1.89%	Monthly	\$5,848.94