

TREASURER'S 2nd QTR. 2018 FINANCIAL REPORT

THE STATE OF TEXAS
COUNTY OF HOCKLEY
AFFIDAVIT

The Treasurer's Quarterly Report includes, but is not limited to, money received and disbursed; debts due to (if known) and owed By the county; and all other proceedings in the treasurer's office that pertain to the Financial Standing of Hockley County. {LGC 114.026(a)(b)}

The Treasurer's Books and the Auditor's General Ledger agree. The Bank Statements have been reconciled; any adjustments Have been noted.

The affidavit must state the amount of the cash and other assets that are in the custody of the county treasurer at the time of The examination. {LGC 114.026 (d)} **\$21,251,404.50 Months' Ending Balance**


Any interest earned that is posted by financial institutions to our accounts on the last business day of the month is included In the combined statement of receipts and disbursements. **\$112,945.69 Months' Interest Earned**

The Treasurer's Quarterly Report has been submitted and the Bank Reconciliation is pending review by Auditor. {LGC 114.026(b)}

All investments are in compliance with both the Public Funds Investment Act and the Hockley County Investment Policy. The investment strategy is passive, which maintains a liquid cash flow and safety of the investment as priority. {LGC 2256.023}

Therefore, Denise Bohannon, County Treasurer of Hockley County, Texas, who being fully sworn, upon oath says that the within And foregoing report is true and correct to the best of her knowledge.


Filed with accompanying vouchers this the 10 day of Sept 2018



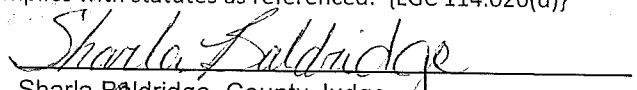
Denise Bohannon, Treasurer, Hockley County

Commissioners' Court having reviewed the Treasurer's Report as presented, having taken reasonable steps to ensure its accuracy and based upon presentations of the Treasurer's Office approve the report, subject to the independent auditor's Review and request that it be filed with the official minutes of this meeting. {LGC 114.026(c)}


In addition, the below signatures affirm that the Treasurer's Report complies with statutes as referenced. {LGC 114.026(d)}




Shirley Penner, Auditor, Hockley County / Date 9-10-2018




Sharla Baldridge, County Judge




Curtis Thrash, Comm. Pct. #1



Larry Carter, Comm. Pct. #2




Whitey Barnett, Comm. Pct. #3



Tommy Clevenger, Comm. Pct. #4

Sworn to & Subscribed to Before Me, by the County Treasurer, the Auditor & Commissioners Court on this 10 day of September 2018.



Jennifer Palermo, County Clerk

Treasurer's Financial Report
Prepared by Denise Bohannon, Hockley County Treasurer

SECTION 1 – Cash Flow

- Pages 1-5** Combined Statement of Cash Receipts and Disbursements
Includes Interest and Bank Service Charge
- Page 6-8** Bank Collateral
Pledged Securities the Banks have pledged on behalf of Hockley County
- Page 9** Bond Indebtedness – Mallet Event Center
- Page 10** Certificates of Deposit

SECTION 2 – Investments Long Term

Per the Public Funds Investment Act and the Hockley County Investment Policies, the Investments Report is required on a Quarterly Basis. However, in an effort to keep the Commissioners' Court informed *available* Information is provided on a Monthly basis.

All investments are in compliance with both the Public Funds Investment Act and the Hockley County Investment Policy. The investment strategy is passive, which maintains a liquid cash flow and safety of The investment as priorities. {GC 2256.023}

Investments – Funds are not immediately available – must wait until maturity

DATE 09/06/2018 13:27

COMBINED STATEMENT OF CASH RECEIPTS AND DISBURSEMENTS FROM APRIL

TO JUNE

GEL103 PAGE

ACCOUNT NAME	BEGINNING CASH BALANCE	CASH RECEIPTS	CASH DISBURSEMENTS	ENDING CASH BALANCE
GRAND TOTALS	<u>23,261,665.31</u>	<u>13,154,707.81</u>	<u>15,164,968.62-</u>	<u>21,251,404.50</u>

ACCOUNT NAME	BEGINNING CASH BALANCE	CASH RECEIPTS	CASH DISBURSEMENTS	ENDING CASH BALANCE
2018 083 CA THEFT OF SERVICE CASH FUND TOTALS	5,390.16 5,390.16	5,126.10 5,126.10	4,895.33- 4,895.33-	5,620.93 5,620.93
2018 084 SHERIFF WORK RELEASE PROGRAM CASH FUND TOTALS	1,912.03 1,912.03	10.61 10.61	.00 .00	1,922.64 1,922.64
2018 085 HOCKLEY CO GRANTS FUND CASH FUND TOTALS	11,011.73 11,011.73	61.18 61.18	220.00- 220.00-	10,852.91 10,852.91
2018 087 HC JUVENILE PROBATION FEES CASH/ALM FUND TOTALS	15,429.50 15,429.50	497.18 497.18	.00 .00	15,926.68 15,926.68
2018 088 PAYROLL CLEARING ACCOUNT CASH/ASB FUND TOTALS	2,130.93 2,130.93	883,350.25 883,350.25	883,171.75- 883,171.75-	2,309.43 2,309.43
2018 089 SEIZURE PROCEEDS FUND CASH/ASB FUND TOTALS	31,702.45 31,702.45	2,925.09 2,925.09	.00 .00	34,627.54 34,627.54
2018 090 JUVENILE PROBATION FUND CASH/ALM ACCOUNTS RECEIVABLE FUND TOTALS	62,297.28 97.75- 62,199.53	56,811.27 .00 56,811.27	54,115.88- .00 54,115.88-	64,992.67 97.75- 64,894.92
2018 091 JUVENILE PROBATION RESTITUTION CASH FUND TOTALS	32,487.91 32,487.91	3,682.02 3,682.02	413.50- 413.50-	35,756.43 35,756.43
2018 092 HOCKLEY COUNTY COMMUNITY SUPBR CASH/ASB FUND TOTALS	103,033.70 103,033.70	103,662.95 103,662.95	82,426.08- 82,426.08-	124,270.57 124,270.57
2018 093 HOCKLEY COUNTY MEDICAL FUND CASH/ASB FUND TOTALS	4,735.94 4,735.94	26.30 26.30	.00 .00	4,762.24 4,762.24
2018 094 COUNTY ATTORNEY RESTITUTION CASH/ASB FUND TOTALS	26,804.72 26,804.72	2,533.99 2,533.99	538.98- 538.98-	28,799.73 28,799.73
2018 095 D A RESTITUTION FUND CASH/ASB FUND TOTALS	5,266.68 5,266.68	279.76 279.76	.00 .00	5,546.44 5,546.44
2018 096 CA/DA PRE-TRIAL DIVERSION FUND CASH FUND TOTALS	115,745.45 115,745.45	4,352.04 4,352.04	709.99- 709.99-	119,387.50 119,387.50
2018 098 CLEARING FUND CASH FUND TOTALS	.09 .09	3,592,540.07 3,592,540.07	3,592,540.07- 3,592,540.07-	.09 .09

ACCOUNT NAME	BEGINNING CASH BALANCE	CASH RECEIPTS	CASH DISBURSEMENTS	ENDING CASH BALANCE
2018 054 JUSTICE OF PEACE #4	2,858.05	8,252.74	8,230.64	2,880.15
CASH	2,858.05	8,252.74	8,230.64	2,880.15
FUND TOTALS	2,858.05	8,252.74	8,230.64	2,880.15
2018 055 JUSTICE OF PEACE #5	30,993.82	79,798.82	93,161.37	17,631.27
CASH	30,993.82	79,798.82	93,161.37	17,631.27
FUND TOTALS	30,993.82	79,798.82	93,161.37	17,631.27
2018 056 SHERIFF FEE ACCOUNT	1.50	.00	.00	1.50
CASH	1.50	.00	.00	1.50
FUND TOTALS	1.50	.00	.00	1.50
2018 057 SO DONATIONS FUND	2,190.88	37.17	17.99	2,210.06
CASH/ASB	2,190.88	37.17	17.99	2,210.06
FUND TOTALS	2,190.88	37.17	17.99	2,210.06
2018 060 I&S FUND: '88 HOSPITAL BOND	430.59	86.63	.00	517.22
CASH/ASB	430.59	86.63	.00	517.22
TODA - CD BALANCE	37,728.69	.00	.00	37,728.69
FUND TOTALS	38,159.28	86.63	.00	38,245.91
2018 065 MREC INTEREST & SINKING FUND	.00	.00	.00	.00
CASH	.00	.00	.00	.00
BUSINESS ELITE SAVINGS ACCT	131,300.77	1,928.00	.00	133,228.77
TDOA - INVESTMENT BALANCE	131,300.77	1,928.00	.00	133,228.77
FUND TOTALS	131,300.77	1,928.00	.00	133,228.77
2018 070 PERMANENT IMPROVEMENT FUND	1,073,605.59	5,513.99	242,667.00	836,452.58
CASH/ASB	1,073,605.59	5,513.99	242,667.00	836,452.58
FUND TOTALS	1,073,605.59	5,513.99	242,667.00	836,452.58
2018 071 HOCKLEY CO ROAD BOND FUND	21,753.57	120.89	.00	21,874.46
CASH/AIM	21,753.57	120.89	.00	21,874.46
TDOA/ASB	.00	.00	.00	.00
FUND TOTALS	21,753.57	120.89	.00	21,874.46
2018 072 MALLETT OPERATING FUND	399,652.65	88,924.44	271,448.68	217,128.41
CASH/AIM	399,652.65	88,924.44	271,448.68	217,128.41
FUND TOTALS	399,652.65	88,924.44	271,448.68	217,128.41
2018 079 DA FEDERAL FORFEITED FUNDS	22,672.45	123.18	207.72	22,587.91
CASH	22,672.45	123.18	207.72	22,587.91
FUND TOTALS	22,672.45	123.18	207.72	22,587.91
2018 080 FM & LR FUND	4,606.41	25.57	.00	4,631.98
CASH/AIM	4,606.41	25.57	.00	4,631.98
FUND TOTALS	4,606.41	25.57	.00	4,631.98
2018 081 DA TRUST ACCOUNT	11,312.38	24,145.13	26,601.97	8,855.54
CASH/AIM	11,312.38	24,145.13	26,601.97	8,855.54
FUND TOTALS	11,312.38	24,145.13	26,601.97	8,855.54
2018 082 DA FORFEITURE FUND	18,561.03	3,990.87	4,104.82	18,447.08
CASH	18,561.03	3,990.87	4,104.82	18,447.08
FUND TOTALS	18,561.03	3,990.87	4,104.82	18,447.08

ACCOUNT NAME	BEGINNING CASH BALANCE	CASH RECEIPTS	CASH DISBURSEMENTS	ENDING CASH BALANCE
2018 030 LAW LIBRARY FUND	18,003.30	1,026.99	1,510.61	17,519.68
CASH/AIM	18,003.30	1,026.99	1,510.61	17,519.68
FUND TOTALS	18,003.30	1,026.99	1,510.61	17,519.68
2018 035 LIBRARY FUND	192,870.17	1,792.37	48,798.66	145,863.88
CASH/AIM	192,870.17	1,792.37	48,798.66	145,863.88
FUND TOTALS	192,870.17	1,792.37	48,798.66	145,863.88
2018 039 DISTRICT CLERK PRESERVATION	9,205.96	586.54	.00	9,792.50
CASH/AIM	9,205.96	586.54	.00	9,792.50
FUND TOTALS	9,205.96	586.54	.00	9,792.50
2018 040 COUNTY CLERK PRESERVATION FUND	25,370.01	12,273.56	.00	37,643.57
CASH/AIM	25,370.01	12,273.56	.00	37,643.57
TD0A - CD BALANCE - ASB	.00	.00	.00	.00
FUND TOTALS	25,370.01	12,273.56	.00	37,643.57
2018 041 RECORDS MANAGEMENT OFFICER	16,969.85	1,826.88	361.72	18,435.01
CASH/AIM	16,969.85	1,826.88	361.72	18,435.01
FUND TOTALS	16,969.85	1,826.88	361.72	18,435.01
2018 042 R&B EXTRA FEE ACCOUNT	153,368.51	60,556.20	.00	213,924.71
CASH/ASB	153,368.51	60,556.20	.00	213,924.71
FUND TOTALS	153,368.51	60,556.20	.00	213,924.71
2018 043 COURTHOUSE SECURITY FUND	38,664.67	4,560.09	120.00	43,104.76
CASH/AIM	38,664.67	4,560.09	120.00	43,104.76
FUND TOTALS	38,664.67	4,560.09	120.00	43,104.76
2018 044 JUSTICE COURT TECHNOLOGY FUND	39,686.99	4,049.10	2,504.25	41,231.84
CASH	39,686.99	4,049.10	2,504.25	41,231.84
FUND TOTALS	39,686.99	4,049.10	2,504.25	41,231.84
2018 045 SHERIFF CASH BOND ACCOUNT	64,909.42	4,000.00	1,000.00	67,909.42
CASH	64,909.42	4,000.00	1,000.00	67,909.42
FUND TOTALS	64,909.42	4,000.00	1,000.00	67,909.42
2018 046 COUNTY CLERK CASH BOND ACCT	54,885.02	.00	.00	54,885.02
CASH	54,885.02	.00	.00	54,885.02
FUND TOTALS	54,885.02	.00	.00	54,885.02
2018 047 JP5 CASH BOND ACCOUNT	4,034.71	.00	.00	4,034.71
CASH	4,034.71	.00	.00	4,034.71
FUND TOTALS	4,034.71	.00	.00	4,034.71
2018 048 COUNTY CLERK	34,728.15	91,304.00	95,597.62	30,434.53
CASH	34,728.15	91,304.00	95,597.62	30,434.53
FUND TOTALS	34,728.15	91,304.00	95,597.62	30,434.53
2018 051 JUSTICE OF PEACE #1	8,613.70	21,422.80	23,773.30	6,263.20
CASH	8,613.70	21,422.80	23,773.30	6,263.20
FUND TOTALS	8,613.70	21,422.80	23,773.30	6,263.20
2018 052 JUSTICE OF PEACE #2	1,737.26	2,813.80	3,980.20	570.86
CASH	1,737.26	2,813.80	3,980.20	570.86

ACCOUNT NAME	BEGINNING CASH BALANCE	CASH RECEIPTS	CASH DISBURSEMENTS	ENDING CASH BALANCE
2018 010 GENERAL FUND	3,493,632.31	546,033.00	1,942,843.14	2,096,822.17
CASH/ AIM	.00	.00	.00	.00
AUDIT CASH ON HAND	.00	.00	.00	.00
TDOA/CD/ASB	3,493,632.31	546,033.00	1,942,843.14	2,096,822.17
FUND TOTALS				
2018 011 AD VALOREM TAX ACCOUNT	37,626.64	205.41	.00	37,832.05
CASH/ AIM	9,657,977.74	304,194.20	5,760,066.72	4,202,105.22
CASH/TO AD VAL EXCESS	.00	.00	.00	.00
CASH/BE SAVINGS	4,039,981.70	5,036,057.54	.00	9,076,039.24
TDOA - CD/ AIM BANK	.00	.00	.00	.00
TDOA - CD/ PLAT	13,735,586.08	5,340,457.15	5,760,066.72	13,315,976.51
FUND TOTALS				
2018 012 OFFICERS SALARY FUND	895,336.52	1,162,584.53	1,208,757.19	849,163.86
CASH/ AIM	.00	.00	.00	.00
AUDIT CASH ON HAND	895,336.52	1,162,584.53	1,208,757.19	849,163.86
FUND TOTALS				
2018 013 AUTO REGISTRATION FUND	298,890.44	92,038.84	.00	390,929.28
CASH/ AIM	298,890.44	92,038.84	.00	390,929.28
FUND TOTALS				
2018 014 INDIGENT HEALTH CARE FUND	88,167.49	100,527.72	38,864.30	149,830.91
CASH/ AIM	88,167.49	100,527.72	38,864.30	149,830.91
FUND TOTALS				
2018 016 HOCKLEY COUNTY: LEOSE FUND	29,227.41	155.90	2,676.75	26,706.56
CASH/ AIM	29,227.41	155.90	2,676.75	26,706.56
FUND TOTALS				
2018 017 JURY FUND	210,212.96	8,301.76	99,303.55	119,211.17
CASH/ AIM	.00	.00	.00	.00
AUDIT CASH ON HAND	210,212.96	8,301.76	99,303.55	119,211.17
FUND TOTALS				
2018 021 ROAD & BRIDGE #1	210,151.99	255,701.87	262,832.72	203,021.14
CASH/ AIM	58,804.90	.00	.00	58,804.90
CASH/LAT1 AIM	268,956.89	255,701.87	262,832.72	261,826.04
FUND TOTALS				
2018 022 ROAD & BRIDGE #2	146,558.05	533,422.00	130,087.14	549,892.91
CASH/ AIM	112,572.66	.00	.00	112,572.66
CASH/LATRD2/ AIM	259,130.71	533,422.00	130,087.14	662,465.57
FUND TOTALS				
2018 023 ROAD & BRIDGE #3	576,015.94	15,269.52	125,572.74	465,712.72
CASH/ ASB	73,359.59	.00	.00	73,359.59
CASH/LATRD3	649,375.53	15,269.52	125,572.74	539,072.31
FUND TOTALS				
2018 024 ROAD & BRIDGE #4	405,130.98	2,316.07	133,656.75	273,790.30
CASH/ ASB	57,906.19	.00	.00	57,906.19
CASH/LATRD4	463,037.17	2,316.07	133,656.75	331,696.49
FUND TOTALS				
2018 025 ROAD & BRIDGE #5	31,544.88	22,880.88	17,189.49	37,236.27
CASH/ AIM				

Investment Portfolio Pledged Securities
 AIM BANK
 LITTLEFIELD, TX

InTrader (pledged)
 Last : 03/31/2018
 As-of: 04/30/2018
 ZAIM 1018373

Sec ID	Security Description	Safetkeeping Agent	Original Face St & P	Pledged	Book Value
Loc	Line 1	Line 2	Part	Cur	Market
Tickel	Line 1	Line 2	Face	Face	Value
			Moody		
PLEGDED TO: hocke	*HOCKLEY COUNTY				
3128MMSZ7	FHLMC GOLD G18535	THE INDEPENDENT BANKERSBANK	4,800,000.00	04/25/2018	2,411,514.06
TIB 164040305		3.5 12/01/2029 305	2,340,130.90	03/25/2015	2,372,598.88
3132JAHG6	FHLMC #G30926	THE INDEPENDENT BANKERSBANK	3,500,000.00	04/25/2018	2,742,727.99
TIB 163004717		3.5 04/01/2036 305	2,616,620.52	12/01/2016	2,634,642.10
3132KJF37	FHLMC #V61698	THE INDEPENDENT BANKERSBANK	5,000,000.00	04/25/2018	4,792,867.02
TIB 163005948		3 07/01/2032 305	4,683,446.55	12/22/2017	4,642,796.20
3132LMBZ8	FHLMC #K91056	THE INDEPENDENT BANKERSBANK	7,175,000.00	04/25/2018	4,263,294.46
TIB 164046120		3.5 09/01/2033 305	4,114,700.19	07/12/2017	4,152,886.15
3138E4YC9	FNMA #AK0706	THE INDEPENDENT BANKERSBANK	2,222,500.00	04/25/2018	498,236.23
TIB 164028308		3.5 02/01/2027 305	471,608.19	04/03/2013	477,271.28
3138E4YG9	FNMA #AK0706	THE INDEPENDENT BANKERSBANK	3,250,000.00	04/25/2018	728,442.80
TIB 164028413		3.5 02/01/2027 305	689,640.77	01/30/2013	697,922.00
3138EGSH8	FNMA #AL0519	THE INDEPENDENT BANKERSBANK	2,500,000.00	04/25/2018	645,520.02
TIB 164024507		4 03/01/2026 305	608,218.18	05/22/2012	632,099.71
3140EUEA3	FNMA #B00128	THE INDEPENDENT BANKERSBANK	1,500,000.00	04/25/2018	137,360.86
TIB 163004104		3 12/01/2030 305	1,100,644.30	03/28/2016	1,093,074.26
31410L T69	FNMA #890773	THE INDEPENDENT BANKERSBANK	3,000,000.00	04/25/2018	2,613,174.74
TIB 204074493		3 09/01/2036 305	2,594,672.52	03/21/2017	2,537,168.32
31418AF78	FNMA #MA1089	THE INDEPENDENT BANKERSBANK	2,850,000.00	04/25/2018	994,537.06
TIB 164027935		4 06/01/2032 305	922,950.21	01/30/2013	951,607.86
31419AY35	FNMA POOL AE0729	THE INDEPENDENT BANKERSBANK	2,100,000.00	04/25/2018	495,834.08
TIB 164024025		4 01/01/2026 305	469,672.67	05/22/2012	482,444.96
31419KCD69	FNMA #AEB224	THE INDEPENDENT BANKERSBANK	6,000,000.00	04/25/2018	2,137,179.91
TIB 204076176		4 12/01/2040 305	2,026,074.14	09/14/2017	2,074,198.20
728874LG1	PLEASANTON TX ISD BQ	THE INDEPENDENT BANKERSBANK	330,000.00 AAA	04/25/2018	347,892.96
TIB 204064655	GO	3 08/15/2021 400	330,000.00	08/10/2016	340,550.10
3136A72D3	FNMA #201219 A2	THE INDEPENDENT BANKERSBANK	1,742,000.00	04/25/2018	1,619,337.27
TIB 158017617		2.482 04/25/2022 800	1,579,431.00	08/10/2016	1,546,386.78
3137B3NA2	FHMS K030 A2 ARM	THE INDEPENDENT BANKERSBANK	2,000,000.00	04/25/2018	2,080,980.62
TIB 163005813		3.25 04/25/2023 800	2,000,000.00 Aaa	01/29/2018	2,012,493.00
3137BAGY6	FHMS K032 A2 ARM	THE INDEPENDENT BANKERSBANK	2,860,000.00	04/25/2018	2,981,585.00
TIB 163005814		3.31 05/25/2023 800	2,860,000.00	12/22/2017	2,883,259.24
TOTAL FOR PLEDGE ID:hocke					
	Pledged: 16	Orig Face: 50,829,500.00	Current Face: 29,405,310.14	Market: 29,531,399.04	Book: 30,490,435.11

The information contained herein, while believed to be reliable, is not guaranteed.
 For assistance please contact TIB Investment Portfolio (866) 308-4842.




Investment Portfolio Pledged Securities
 AIM BANK
 LITTLEFIELD, TX

InTrader (pledged)
 Last : 04/30/2018
 As-of: 05/31/2018
 ZAIM 1018373

Sec ID	Loc	Ticket	Security Description Line 1	Security Description Line 2	Rate	Safeguarding Agent	Maturity	Gap	Original Face \$ & P	Partiurr. Face	Moody	Priced Pledged	Book Value Market Value
PLEGGED TO: hockc													
*HOCKLEY COUNTY													
3128MMSZ7	TIB	164040305	FHLMC GOLD G18535		3.5	THE INDEPENDENT BANKERSBANK	12/01/2029	305	4,800,000.00			05/25/2018	2,358,904.11
313244HC6	TIB	163004717	FHLMC #G30926		3.5	THE INDEPENDENT BANKERSBANK	04/01/2036	305	2,290,388.30			03/25/2015	2,317,270.86
3132KF3F7	TIB	163005948	FHLMC #V61698		3.5	THE INDEPENDENT BANKERSBANK	07/01/2032	305	3,500,000.00			05/25/2018	2,693,252.32
3132LMBZ8	TIB	164046120	FHLMC #K91056		3.5	THE INDEPENDENT BANKERSBANK	09/01/2033	305	2,571,030.88			12/01/2016	2,588,580.15
3138E4YC9	TIB	164028308	FHLMC #AK0706		3.5	THE INDEPENDENT BANKERSBANK	02/01/2027	305	5,000,000.00			05/25/2018	4,720,442.60
3138E4YC9	TIB	164028308	FHLMC #AK0706		3.5	THE INDEPENDENT BANKERSBANK	02/01/2027	305	4,614,009.65			12/22/2017	4,568,857.83
3138E4YC9	TIB	164028308	FHLMC #AK0706		3.5	THE INDEPENDENT BANKERSBANK	09/01/2033	305	7,175,000.00			05/25/2018	4,219,197.94
3138E4YC9	TIB	164028308	FHLMC #AK0706		3.5	THE INDEPENDENT BANKERSBANK	09/01/2033	305	4,071,107.41			07/12/2017	4,111,510.22
3138E4YC9	TIB	164028308	FHLMC #AK0706		3.5	THE INDEPENDENT BANKERSBANK	02/01/2027	305	2,222,500.00			05/25/2018	479,381.95
3138E4YC9	TIB	164028308	FHLMC #AK0706		3.5	THE INDEPENDENT BANKERSBANK	02/01/2027	305	453,893.94			04/03/2013	458,585.82
3138E4YC9	TIB	164028308	FHLMC #AK0706		3.5	THE INDEPENDENT BANKERSBANK	02/01/2027	305	3,250,000.00			05/25/2018	700,849.05
3138E4YC9	TIB	164028308	FHLMC #AK0706		3.5	THE INDEPENDENT BANKERSBANK	02/01/2027	305	663,736.78			01/30/2013	670,597.95
3138E4YC9	TIB	164028308	FHLMC #AK0706		3.5	THE INDEPENDENT BANKERSBANK	02/01/2027	305	2,500,000.00			05/25/2018	631,881.04
3138E4YC9	TIB	164028308	FHLMC #AK0706		3.5	THE INDEPENDENT BANKERSBANK	03/01/2026	305	595,615.80			05/22/2012	611,948.29
3140EUEA3	TIB	163004104	FNMA POOL #BC0128		3	THE INDEPENDENT BANKERSBANK	12/01/2030	305	1,500,000.00			05/25/2018	1,117,278.42
31410L7B9	TIB	204074493	FNMA #890773		3	THE INDEPENDENT BANKERSBANK	09/01/2036	305	1,081,673.31			03/28/2016	1,074,502.91
31418AF78	TIB	164027935	FNMA #M11089		4	THE INDEPENDENT BANKERSBANK	06/01/2032	305	3,000,000.00			05/25/2018	2,602,416.52
31419AV35	TIB	164024025	FNMA POOL AE0729		4	THE INDEPENDENT BANKERSBANK	01/01/2026	305	2,584,223.64			03/21/2017	2,528,605.20
31419KD69	TIB	204076176	FNMA #AE8224		4	THE INDEPENDENT BANKERSBANK	12/01/2040	305	2,850,000.00			05/25/2018	973,359.81
728874LG1	TIB	204054655	PLEASANTON TX ISD BQ		4	THE INDEPENDENT BANKERSBANK	08/15/2021	400	903,480.12			01/30/2013	932,211.90
3136A72D3	TIB	158017617	FNA 2012-M9 A2		2.492	THE INDEPENDENT BANKERSBANK	04/25/2022	800	2,100,000.00			05/25/2018	479,630.49
3137B3NA2	TIB	163005813	FHMS K030 A2 ARM		3.25	THE INDEPENDENT BANKERSBANK	04/25/2023	800	454,521.88			05/22/2012	466,219.45
3137B4GY6	TIB	163005814	FHMS K032 A2 ARM		3.31	THE INDEPENDENT BANKERSBANK	05/25/2023	800	6,000,000.00			05/25/2018	2,118,601.42
TOTAL FOR PLEDGE ID:hockc													
Pledged: 16													
Orig Face: 50,829,500.00													
Current Face: 29,048,378.70													
Market: 29,162,542.24													
Book: 30,105,182.27													

The information contained herein, while believed to be reliable, is not guaranteed.
 For assistance please contact TIB Investment Portfolio (866) 308-4842.



Investment Portfolio Pledged Securities
 AIM BANK
 LITTLEFIELD, TX

InTrader (pledged)
 Last: 05/31/2018
 As-of: 06/30/2018
 ZAIM 1018373

Sec ID	Security Description Line 1	Safetkeeping Agent	Rate	Maturity	Grp	Original Face S & P	Priced	Book Value	
Log	Security Description Line 2					PartCurr Face Moody	Pledged	Market Value	
PLEGGED TO: hocke *HOCKLEY COUNTY									
3128MMSZ7	FILMC GOLD G18535	THE INDEPENDENT BANKERSBANK	3.5	12/01/2029	305	4,800,000.00	06/26/2018	2,304,589.67	
TIB	164040305					2,238,995.47	03/25/2015	2,267,295.23	
3132J4HG6	FILMC #G30926	THE INDEPENDENT BANKERSBANK	3.5	04/01/2036	305	3,500,000.00	06/26/2018	2,672,987.68	
TIB	163004717					2,553,428.23	12/01/2016	2,576,425.25	
3132K3F7	FILMC #V61698	THE INDEPENDENT BANKERSBANK	3	07/01/2032	305	5,000,000.00	06/26/2018	4,651,384.67	
TIB	163005948					4,547,934.30	12/22/2017	4,510,336.16	
3132LMBZ8	FILMC #K91056	THE INDEPENDENT BANKERSBANK	3.5	09/01/2033	305	7,175,000.00	06/26/2018	4,179,430.99	
TIB	164046120					4,034,599.65	07/12/2017	4,083,435.21	
3138EAYC9	FNMA #AK0706	THE INDEPENDENT BANKERSBANK	3.5	02/01/2027	305	2,222,500.00	06/26/2018	471,526.75	
TIB	164028308					446,599.04	04/03/2013	451,612.26	
3138EAYC9	FNMA #AK0706	THE INDEPENDENT BANKERSBANK	3.5	02/01/2027	305	3,250,000.00	06/26/2018	689,365.79	
TIB	164028413					653,069.46	01/30/2013	660,400.37	
3138EGSH8	FNMA #AL0519	THE INDEPENDENT BANKERSBANK	4	03/01/2026	305	2,500,000.00	06/26/2018	614,118.86	
TIB	164024507					579,110.03	05/22/2012	597,088.58	
3140EUEA3	FNMA POOL #BC0128	THE INDEPENDENT BANKERSBANK	3	12/01/2030	305	1,500,000.00	06/26/2018	1,108,610.02	
TIB	163004104					1,073,810.34	03/28/2016	1,069,131.36	
31410LT69	FNMA #890773	THE INDEPENDENT BANKERSBANK	3	09/01/2036	305	2,536,206.48	03/21/2017	2,492,205.81	
TIB	204074493					2,536,206.48	06/26/2018	953,791.46	
31418AF78	FNMA #NA1089	THE INDEPENDENT BANKERSBANK	4	06/01/2032	305	2,850,000.00	01/30/2013	914,699.46	
TIB	164027935					885,501.73	06/26/2018	470,334.79	
31419AY35	FNMA POOL AE0729	THE INDEPENDENT BANKERSBANK	4	01/01/2026	305	2,100,000.00	05/22/2012	458,106.69	
TIB	164024025					445,902.85	06/26/2018	2,093,137.16	
31419KD69	FNMA #AE8224	THE INDEPENDENT BANKERSBANK	4	12/01/2040	305	6,000,000.00	08/14/2017	2,040,191.00	
TIB	204076176					1,966,863.70	06/26/2018	347,004.59	
72887ALG1	PLEASANTON TX ISD BQ	THE INDEPENDENT BANKERSBANK	3	08/15/2021	400	330,000.00	08/10/2016	341,487.30	
TIB	204064655					330,000.00	06/26/2018	1,589,153.25	
3136AT2D3	FNA 2012-M9-A2	THE INDEPENDENT BANKERSBANK	2.482	04/25/2022	850	1,742,000.00	08/10/2016	1,520,684.39	
TIB	158017617					1,551,675.70	06/26/2018	2,078,270.00	
3137B3NA2	FHMS K030 A2 ARM	THE INDEPENDENT BANKERSBANK	3.25	04/25/2023	850	2,000,000.00	01/29/2018	2,013,453.00	
TIB	163005813					2,000,000.00	06/26/2018	2,977,763.24	
3137B4GY6	FHMS K032 A2 ARM	THE INDEPENDENT BANKERSBANK	3.31	05/25/2023	850	2,850,000.00	12/22/2017	2,886,401.23	
TIB	163005814					2,850,000.00			
TOTAL FOR PLEDGE ID:hocke Pledged: 16									
Orig Face: 50,829,500.00			Current Face: 28,723,694.98			Market: 28,882,953.34			Book: 29,755,284.17

The information contained herein, while believed to be reliable, is not guaranteed.
 For assistance please contact TIB Investment Portfolio (866) 308-4842.

Trusted.



Partner.

TREASURER'S 2nd QTR. 2018 FINANCIAL REPORT

**HOCKLEY COUNTY Mallet Event Center and Arena
\$14,515,000 - Bond Issue - 10 Year Repayment
Fund 065, Series 2009 3.04%**

FYE	Previous Balance Outstanding	Principal Payment Due	Interest Payment Due	Current Balance Outstanding
2010 PD	\$17,636,079.00	\$1,185,000.00	\$312,878.88	\$15,871,600.00
2011 PD	\$15,871,600.00	\$1,255,000.00	\$508,100.00	\$14,108,500.00
2012 PD	\$14,108,500.00	\$1,305,000.00	\$456,900.00	\$12,346,600.00
2013 PD	\$12,346,600.00	\$1,360,000.00	\$403,600.00	\$10,583,000.00
2014 PD	\$10,583,000.00	\$1,415,000.00	\$348,100.00	\$8,819,900.00
2015 PD	\$8,819,900.00	\$1,475,000.00	\$290,300.00	\$7,054,600.00
2016 PD	\$7,054,600.00	\$1,535,000.00	\$230,100.00	\$5,289,500.00
2017 PD	\$5,289,500.00	\$1,595,000.00	\$167,500.00	\$3,527,000.00
2018 PD	\$3,527,000.00	\$1,660,000.00	\$102,400.00	\$1,764,600.00
2019	\$1,764,600.00	\$1,730,000.00	\$34,600.00	\$0.00

*Principal Payments Due Annually
**Interest Payments are Due Semi-annually

Treasurer's Financial Report
 Prepared by Denise Bohannon, Hockley County Treasurer

Certificates of Deposit									
	Purchase Date	Account	Bank	Beginning Amount	Maturity Date	APR	Interest Paid	Month's Interest Earned	
APR	11/28/2011	060-I&S Hosp. Bd.	Aim	\$36,481.21	11/28/2018	0.88%	Monthly	\$29.17	
MAY	11/28/2011	060-I&S Hosp. Bd.	Aim	\$36,481.21	11/28/2018	0.88%	Monthly	\$28.25	
JUNE	11/28/2011	060-I&S Hosp. Bd.	Aim	\$36,481.21	11/28/2018	0.88%	Monthly	\$29.21	
APR	2/14/2017	011-AdValorem	Aim	4,000,000.00	2/14/2019	1.89%	Monthly	\$6,485.00	
MAY	2/14/2017	011-AdValorem	Aim	4,000,000.00	2/14/2019	1.89%	Monthly	\$6,285.88	
JUNE	2/14/2017	011-AdValorem	Aim	4,000,000.00	2/14/2019	1.89%	Monthly	\$6,505.50	
MAY	5/11/2018	011-AdValorem	Aim	5,000,000.00	10/12/2018	2.04%	Monthly	\$8,104.11	
JUNE	5/11/2018	011-AdValorem	Aim	5,000,000.00	10/12/2018	2.04%	Monthly	\$8,677.05	