

TREASURER'S 2nd QTR. 2017 FINANCIAL REPORT

THE STATE OF TEXAS
COUNTY OF HOCKLEY
AFFIDAVIT

The Treasurer's Quarterly Report includes, but is not limited to, money received and disbursed; debts due to (if known) and owed By the county; and all other proceedings in the treasurer's office that pertain to the Financial Standing of Hockley County. {LGC 114.026(a)(b)}

The Treasurer's Books and the Auditor's General Ledger agree. The Bank Statements have been reconciled; any adjustments Have been noted.

The affidavit must state the amount of the cash and other assets that are in the custody of the county treasurer at the time of The examination. {LGC 114.026 (d)} **\$21,449,560.18 Months' Ending Balance**


Any interest earned that is posted by financial institutions to our accounts on the last business day of the month is included In the combined statement of receipts and disbursements. **\$52,752.12 Months' Interest Earned**

The Treasurer's Quarterly Report has been submitted and the Bank Reconciliation is pending review by Auditor. {LGC 114.026(b)}

All investments are in compliance with both the Public Funds Investment Act and the Hockley County Investment Policy. The investment strategy is passive, which maintains a liquid cash flow and safety of the investment as priority. {LGC 2256.023}

Therefore, Denise Bohannon, County Treasurer of Hockley County, Texas, who being fully sworn, upon oath says that the within And foregoing report is true and correct to the best of her knowledge.

Filed with accompanying vouchers this the 30 day of Oct, 2017




Denise Bohannon, Treasurer, Hockley County

Commissioners' Court having reviewed the Treasurer's Report as presented, having taken reasonable steps to ensure its accuracy and based upon presentations of the Treasurer's Office approve the report, subject to the independent auditor's Review and request that it be filed with the official minutes of this meeting. {LGC 114.026(c)}


In addition, the below signatures affirm that the Treasurer's Report complies with statutes as referenced. {LGC 114.026(d)}



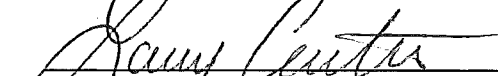
Linda Barnette, Auditor, Hockley County / Date




Sharla Baldrige, County Judge




Curtis Thrash, Comm. Pct. #1



Larry Carter, Comm. Pct. #2




Whitey Barnett, Comm. Pct. #3



Tommy Clevenger, Comm. Pct. #4

Sworn to & Subscribed to Before Me, by the County Treasurer, the Auditor & Commissioners Court on this 30th day of October, 2017.



Irene Gumula, County Clerk

Treasurer's Financial Report
Prepared by Denise Bohannon, Hockley County Treasurer

SECTION 1 – Cash Flow

Pages 1-5 Combined Statement of Cash Receipts and Disbursements
Includes Interest and Bank Service Charge

Page 6-8 Bank Collateral
Pledged Securities the Banks have pledged on behalf of Hockley County

Page 9 Bond Indebtedness – Mallet Event Center

Page 10 Certificates of Deposit

SECTION 2 – Investments Long Term

Per the Public Funds Investment Act and the Hockley County Investment Policies, the Investments Report is required on a Quarterly Basis. However, in an effort to keep the Commissioners' Court informed *available* Information is provided on a Monthly basis.

All investments are in compliance with both the Public Funds Investment Act and the Hockley County Investment Policy. The investment strategy is passive, which maintains a liquid cash flow and safety of The investment as priorities. {GC 2256.023}

Investments – Funds are not immediately available – must wait until maturity

DATE 10/26/2017 15:12

COMBINED STATEMENT OF CASH RECEIPTS AND DISBURSEMENTS FROM APRIL

TO JUNE

GEL103 PAGE

5

ACCOUNT NAME	BEGINNING CASH BALANCE	CASH RECEIPTS	CASH DISBURSEMENTS	ENDING CASH BALANCE
GRAND TOTALS	<u>23,298,728.93</u>	<u>9,024,250.49</u>	<u>10,873,419.24</u>	<u>21,449,560.18</u>

ACCOUNT NAME	BEGINNING CASH BALANCE	CASH RECEIPTS	CASH DISBURSEMENTS	ENDING CASH BALANCE
2017 083 CA THEFT OF SERVICE CASH	5,362.43	2,535.05	2,569.96	5,327.52
FUND TOTALS	5,362.43	2,535.05	2,569.96	5,327.52
2017 084 SHERIFF WORK RELEASE PROGRAM CASH	1,884.87	5.29	.00	1,890.16
FUND TOTALS	1,884.87	5.29	.00	1,890.16
2017 085 HOCKLEY CO GRANTS FUND CASH	11,448.29	315,923.90	315,891.61	11,480.58
FUND TOTALS	11,448.29	315,923.90	315,891.61	11,480.58
2017 087 HC JUVENILE PROBATION FEES CASH/ASM	14,820.67	41.80	.00	14,862.47
FUND TOTALS	14,820.67	41.80	.00	14,862.47
2017 088 PAYROLL CLEARING ACCOUNT CASH/ASB	1,683.58	861,959.73	861,888.57	1,754.74
FUND TOTALS	1,683.58	861,959.73	861,888.57	1,754.74
2017 089 SEIZURE PROCEEDS FUND CASH/ASB	36,330.76	1,100.63	1,779.00	35,652.39
FUND TOTALS	36,330.76	1,100.63	1,779.00	35,652.39
2017 090 JUVENILE PROBATION FUND CASH/ASM	82,133.92	62,402.03	76,298.39	68,237.56
ACCOUNTS RECEIVABLE	97.75	.00	.00	97.75
FUND TOTALS	82,036.17	62,402.03	76,298.39	68,139.81
2017 091 JUVENILE PROBATION RESTITUTION CASH	23,947.78	3,002.08	.00	26,949.86
FUND TOTALS	23,947.78	3,002.08	.00	26,949.86
2017 092 HOCKLEY COUNTY COMMUNITY SUPER CASH/ASB	56,100.13	109,073.21	93,828.22	71,345.12
FUND TOTALS	56,100.13	109,073.21	93,828.22	71,345.12
2017 093 HOCKLEY COUNTY MEDICAL FUND CASH/ASB	5,508.93	15.42	121.40	5,402.95
FUND TOTALS	5,508.93	15.42	121.40	5,402.95
2017 094 COUNTY ATTORNEY RESTITUTION CASH/ASB	23,305.95	1,441.67	536.70	24,210.92
FUND TOTALS	23,305.95	1,441.67	536.70	24,210.92
2017 095 D A RESTITUTION FUND CASH/ASB	5,103.17	14.36	.00	5,117.53
FUND TOTALS	5,103.17	14.36	.00	5,117.53
2017 096 CA/DA PRE-TRIAL DIVERSION FUND CASH	109,224.14	4,329.72	.00	113,553.86
FUND TOTALS	109,224.14	4,329.72	.00	113,553.86
2017 098 CLEARING FUND CASH	.07	3,626,354.96	3,626,354.96	.07
FUND TOTALS	.07	3,626,354.96	3,626,354.96	.07

ACCOUNT NAME	BEGINNING CASH BALANCE	CASH RECEIPTS	CASH DISBURSEMENTS	ENDING CASH BALANCE
2017 054 JUSTICE OF PEACE #4	680.05	5,748.90	3,969.50	2,459.45
CASH	680.05	5,748.90	3,969.50	2,459.45
FUND TOTALS	680.05	5,748.90	3,969.50	2,459.45
2017 055 JUSTICE OF PEACE #5	22,311.45	78,747.81	82,226.77	18,832.49
CASH	22,311.45	78,747.81	82,226.77	18,832.49
FUND TOTALS	22,311.45	78,747.81	82,226.77	18,832.49
2017 056 SHERIFF FEE ACCOUNT	1.50	.00	.00	1.50
CASH	1.50	.00	.00	1.50
FUND TOTALS	1.50	.00	.00	1.50
2017 057 SO TRAINING DONATIONS FUND	2,181.58	6.13	.00	2,187.71
CASH/ASB	2,181.58	6.13	.00	2,187.71
FUND TOTALS	2,181.58	6.13	.00	2,187.71
2017 060 I&S FUND: '88 HOSPITAL BOND	184.31	38.03	.00	222.34
CASH/ASB	184.31	38.03	.00	222.34
TODA - CD BALANCE	37,709.38	19.31	.00	37,728.69
FUND TOTALS	37,893.69	57.34	.00	37,951.03
2017 065 MPEC INTEREST & SINKING FUND	.00	.00	.00	.00
CASH	.00	.00	.00	.00
BUSINESS ELITE SAVINGS ACCT	256,635.27	3,868.23	.00	260,503.50
TDOA - INVESTMENT BALANCE	.00	.00	.00	.00
FUND TOTALS	256,635.27	3,868.23	.00	260,503.50
2017 070 PERMANENT IMPROVEMENT FUND	531,088.46	1,498.88	.00	532,587.34
CASH/ASB	531,088.46	1,498.88	.00	532,587.34
FUND TOTALS	531,088.46	1,498.88	.00	532,587.34
2017 071 HOCKLEY CO ROAD BOND FUND	21,443.09	60.49	.00	21,503.58
CASH/AIM	21,443.09	60.49	.00	21,503.58
TDOA/ASB	.00	.00	.00	.00
FUND TOTALS	21,443.09	60.49	.00	21,503.58
2017 072 MALLET OPERATING FUND	307,183.70	74,526.74	186,947.40	194,763.04
CASH/AIM	307,183.70	74,526.74	186,947.40	194,763.04
FUND TOTALS	307,183.70	74,526.74	186,947.40	194,763.04
2017 079 DA FEDERAL FORFEITED FUNDS	27,495.85	75.55	207.72	27,363.68
CASH	27,495.85	75.55	207.72	27,363.68
FUND TOTALS	27,495.85	75.55	207.72	27,363.68
2017 080 FM & LR FUND	4,540.73	12.79	.00	4,553.52
CASH/AIM	4,540.73	12.79	.00	4,553.52
FUND TOTALS	4,540.73	12.79	.00	4,553.52
2017 081 DA TRUST ACCOUNT	17,972.79	7,044.00	11,566.41	13,450.38
CASH/AIM	17,972.79	7,044.00	11,566.41	13,450.38
FUND TOTALS	17,972.79	7,044.00	11,566.41	13,450.38
2017 082 DA FORFEITURE FUND	17,472.63	49.29	.00	17,521.92
CASH	17,472.63	49.29	.00	17,521.92
FUND TOTALS	17,472.63	49.29	.00	17,521.92

ACCOUNT NAME	BEGINNING CASH BALANCE	CASH RECEIPTS	CASH DISBURSEMENTS	ENDING CASH BALANCE
2017 030 LAW LIBRARY FUND	44,769.59	22,554.11	19,104.27	48,319.43
CASH/AIM	22,189.18	862.53	1,170.00	21,881.71
FUND TOTALS	22,189.18	862.53	1,170.00	21,881.71
2017 035 LIBRARY FUND	188,808.46	1,365.87	47,372.63	142,801.70
CASH/AIM	188,808.46	1,365.87	47,372.63	142,801.70
FUND TOTALS	188,808.46	1,365.87	47,372.63	142,801.70
2017 039 DISTRICT CLERK PRESERVATION	8,285.54	438.11	.00	8,723.65
CASH/AIM	8,285.54	438.11	.00	8,723.65
FUND TOTALS	8,285.54	438.11	.00	8,723.65
2017 040 COUNTY CLERK PRESERVATION FUND	134,384.66	12,292.68	320.00	146,357.34
CASH/AIM	134,384.66	12,292.68	320.00	146,357.34
TDOA - CD BALANCE - ASB	.00	.00	.00	.00
FUND TOTALS	134,384.66	12,292.68	320.00	146,357.34
2017 041 RECORDS MANAGEMENT OFFICER	11,946.77	1,859.55	677.45	13,128.87
CASH/AIM	11,946.77	1,859.55	677.45	13,128.87
FUND TOTALS	11,946.77	1,859.55	677.45	13,128.87
2017 042 R&B EXTRA FEE ACCOUNT	243,632.40	58,559.39	50,000.00	252,191.79
CASH/ASB	243,632.40	58,559.39	50,000.00	252,191.79
FUND TOTALS	243,632.40	58,559.39	50,000.00	252,191.79
2017 043 COURTHOUSE SECURITY FUND	25,103.24	3,741.89	814.00	28,031.13
CASH/AIM	25,103.24	3,741.89	814.00	28,031.13
FUND TOTALS	25,103.24	3,741.89	814.00	28,031.13
2017 044 JUSTICE COURT TECHNOLOGY FUND	37,844.62	3,126.74	2,319.10	38,652.26
CASH	37,844.62	3,126.74	2,319.10	38,652.26
FUND TOTALS	37,844.62	3,126.74	2,319.10	38,652.26
2017 045 SHERIFF CASH BOND ACCOUNT	71,909.42	2,000.00	4,000.00	69,909.42
CASH	71,909.42	2,000.00	4,000.00	69,909.42
FUND TOTALS	71,909.42	2,000.00	4,000.00	69,909.42
2017 046 COUNTY CLERK CASH BOND ACCT	58,301.02	100.00	.00	58,401.02
CASH	58,301.02	100.00	.00	58,401.02
FUND TOTALS	58,301.02	100.00	.00	58,401.02
2017 047 JP5 CASH BOND ACCOUNT	5,034.71	.00	800.00	4,234.71
CASH	5,034.71	.00	800.00	4,234.71
FUND TOTALS	5,034.71	.00	800.00	4,234.71
2017 048 COUNTY CLERK	34,623.48	99,903.60	98,808.14	35,718.94
CASH	34,623.48	99,903.60	98,808.14	35,718.94
FUND TOTALS	34,623.48	99,903.60	98,808.14	35,718.94
2017 051 JUSTICE OF PEACE #1	5,364.50	8,743.75	11,303.15	2,805.10
CASH	5,364.50	8,743.75	11,303.15	2,805.10
FUND TOTALS	5,364.50	8,743.75	11,303.15	2,805.10
2017 052 JUSTICE OF PEACE #2	861.26	1,330.80	1,769.20	422.86
CASH	861.26	1,330.80	1,769.20	422.86

ACCOUNT NAME	BEGINNING CASH BALANCE	CASH RECEIPTS	CASH DISBURSEMENTS	ENDING CASH BALANCE
2017 010 GENERAL FUND	4,779,126.73	414,668.04	1,849,977.03	3,343,817.74
CASH/ATM	.00	.00	.00	.00
AUDIT CASH ON HAND	.00	.00	.00	.00
TDOA/CD/ASB	4,779,126.73	414,668.04	1,849,977.03	3,343,817.74
FUND TOTALS				
2017 011 AD VALOREM TAX ACCOUNT	2,444,660.15	6,743.30	.00	2,451,403.45
CASH/ATM	2,392,733.64	308,571.15	880,000.00	1,821,304.79
CASH/TO AD VAL EXCESS	.00	.00	.00	.00
CASH/BE SAVINGS	9,004,909.59	16,150.52	.00	9,021,060.11
TDOA - CD/ATM BANK	.00	.00	.00	.00
TDOA - CD/ PLAT	13,842,303.38	331,464.97	880,000.00	13,293,768.35
FUND TOTALS				
2017 012 OFFICERS SALARY FUND	723,449.42	1,158,442.42	1,130,013.26	751,878.58
CASH/ATM	.00	.00	.00	.00
AUDIT CASH ON HAND	723,449.42	1,158,442.42	1,130,013.26	751,878.58
FUND TOTALS				
2017 013 AUTO REGISTRATION FUND	323,113.74	184,759.15	155,000.00	352,872.89
CASH/ATM	323,113.74	184,759.15	155,000.00	352,872.89
FUND TOTALS				
2017 014 INDIGENT HEALTH CARE FUND	9,135.31	100,159.96	70,879.56	38,415.71
CASH/ATM	9,135.31	100,159.96	70,879.56	38,415.71
FUND TOTALS				
2017 016 HOCKLEY COUNTY: LROSE FUND	27,405.95	71.40	2,374.81	25,102.54
CASH/ATM	27,405.95	71.40	2,374.81	25,102.54
FUND TOTALS				
2017 017 JURY FUND	74,732.98	263,469.59	101,687.94	236,514.63
CASH/ATM	.00	.00	.00	.00
AUDIT CASH ON HAND	74,732.98	263,469.59	101,687.94	236,514.63
FUND TOTALS				
2017 021 ROAD & BRIDGE #1	139,037.88	419,167.56	201,999.02	356,206.42
CASH/ATM	37,935.63	.00	.00	37,935.63
CASH/LATF1 ATM	176,973.51	419,167.56	201,999.02	394,142.05
FUND TOTALS				
2017 022 ROAD & BRIDGE #2	150,626.61	279,117.17	355,114.18	74,629.60
CASH/ATM	91,703.39	.00	.00	91,703.39
CASH/LATRD2/ATM	242,330.00	279,117.17	355,114.18	166,332.99
FUND TOTALS				
2017 023 ROAD & BRIDGE #3	419,908.70	143,139.49	297,320.48	265,727.71
CASH/ASB	52,490.33	.00	.00	52,490.33
CASH/LATRD3	472,399.03	143,139.49	297,320.48	318,218.04
FUND TOTALS				
2017 024 ROAD & BRIDGE #4	74,005.37	352,915.72	326,408.41	100,512.68
CASH/ASB	37,036.93	.00	.00	37,036.93
CASH/LATRD4	111,042.30	352,915.72	326,408.41	137,549.61
FUND TOTALS				
2017 025 ROAD & BRIDGE #5	44,769.59	22,654.11	19,104.27	48,319.43
CASH/ATM				

Investment Portfolio Pledged Securities

AIM BANK
LITTLEFIELD, TX

InTrader (pledged)
Last: 03/31/2017
As-of: 04/30/2017
2AIM 1018373

Sec ID Loc	Ticket	Security Description Line 1 Security Description Line 2	Safekeeping Agent Rate	Agent Maturity	Gip	Original Face S & P Par/Curr Face Moody	Priced Pledged	Book Value Market Value	
PLEDGED TO: hockc									
*HOCKLEY COUNTY									
TIB	164028305	FHLMC GOLD G18535	THE INDEPENDENT BANKERSBANK	12/01/2029	305	4,800,000.00	04/25/2017	3,089,739.44	
TIB	164040305	FHLMC #G30926	THE INDEPENDENT BANKERSBANK	04/01/2036	305	2,971,397.62	03/25/2015	3,115,332.83	
TIB	163004717	FNMA #AK0706	THE INDEPENDENT BANKERSBANK	02/01/2027	305	3,500,000.00	04/25/2017	3,160,327.64	
TIB	164028308	FNMA #AK0706	THE INDEPENDENT BANKERSBANK	02/01/2027	305	2,990,734.71	12/01/2016	3,120,418.98	
TIB	164028308	FNMA #AK0706	THE INDEPENDENT BANKERSBANK	02/01/2027	305	2,222,500.00	04/25/2017	658,633.41	
TIB	164028413	FNMA #AL0519	THE INDEPENDENT BANKERSBANK	02/01/2027	305	621,326.72	04/03/2013	650,023.94	
TIB	164024507	FNMA #AL0519	THE INDEPENDENT BANKERSBANK	02/01/2027	305	3,250,000.00	04/25/2017	962,896.71	
TIB	164024507	FNMA #AL0519	THE INDEPENDENT BANKERSBANK	02/01/2027	305	908,576.76	01/30/2013	950,541.20	
TIB	163004104	FNMA POOL #BC0128	THE INDEPENDENT BANKERSBANK	03/01/2026	305	2,500,000.00	04/25/2017	836,002.42	
TIB	163004104	FNMA #890773	THE INDEPENDENT BANKERSBANK	12/01/2030	305	783,989.28	05/22/2012	834,244.75	
TIB	204074493	FNMA #MA1089	THE INDEPENDENT BANKERSBANK	09/01/2036	305	1,500,000.00	04/25/2017	1,336,297.44	
TIB	164027935	FNMA #MA1089	THE INDEPENDENT BANKERSBANK	06/01/2032	305	1,284,357.57	03/28/2016	1,325,242.42	
TIB	164027935	FNMA #MA1089	THE INDEPENDENT BANKERSBANK	06/01/2032	305	2,967,495.66	04/25/2017	2,991,742.20	
TIB	164038302	FNMA #MA1892	THE INDEPENDENT BANKERSBANK	05/01/2024	305	3,000,000.00	03/12/2017	3,007,728.91	
TIB	164038302	FNMA #MA1892	THE INDEPENDENT BANKERSBANK	05/01/2024	305	2,850,000.00	04/25/2017	1,214,534.85	
TIB	164024025	FNMA POOL AE0729	THE INDEPENDENT BANKERSBANK	01/01/2026	305	1,124,503.72	01/30/2013	1,195,743.89	
TIB	164024025	FNMA POOL AE0729	THE INDEPENDENT BANKERSBANK	01/01/2026	305	5,300,000.00	04/25/2017	2,667,412.44	
TIB	728874L G1	PLEASANTON TX ISD BQ	THE INDEPENDENT BANKERSBANK	08/15/2021	400	2,605,529.98	01/05/2015	2,685,235.51	
TIB	204064655	GO	THE INDEPENDENT BANKERSBANK	08/15/2021	400	2,100,000.00	04/25/2017	625,305.47	
TIB	3136A72D3	FNA 2012-M9 A2	THE INDEPENDENT BANKERSBANK	04/25/2022	800	589,739.98	05/22/2012	622,155.30	
TIB	158017617					330,000.00 AAA	04/25/2017	353,182.78	
TOTAL FOR PLEDGE ID hockc									
Pledged: 12						Orig Face: 33,094,500.00	Current Face: 18,919,652.00	Market: 19,622,341.29	Book: 19,693,605.20



Investment Portfolio Pledged Securities
 AIM BANK
 LITTLEFIELD, TX

InTrader (pledged)
 Last : 04/30/2017
 As-of: 05/31/2017
 2AIM 1018373

Sec ID	Ticket	Security Description Line 1	Safetkeeping Agent	Rate	Maturity	Grp	Original Face S & P	Par/Curr Face Moody	Priced Pledged	Book Value Market Value
PLEGGED TO: hockc *HOCKLEY COUNTY										
3128MMSZ7	164040305	FHLMC GOLD G18535	THE INDEPENDENT BANKERSBANK	3.5	12/01/2029	305	4,800,000.00	2,909,091.89	05/25/2017	3,022,702.73
3132J4HC6	163004717	FHLMC #G30926	THE INDEPENDENT BANKERSBANK	3.5	04/01/2036	305	3,500,000.00	2,965,032.74	12/01/2016	3,052,198.00
3138E4YC9	164028308	FNMA #AK0706	THE INDEPENDENT BANKERSBANK	3.5	02/01/2027	305	2,222,500.00	2,222,500.00	05/25/2017	3,130,201.73
3138E4YC9	164028413	FNMA #AK0706	THE INDEPENDENT BANKERSBANK	3.5	02/01/2027	305	604,831.68	604,831.68	04/03/2013	3,097,632.12
3138EGSSH8	164024507	FNMA #AL0519	THE INDEPENDENT BANKERSBANK	3.5	02/01/2027	305	3,250,000.00	3,250,000.00	05/25/2017	640,959.11
3140EUEA3	163004104	FNMA #AL0519	THE INDEPENDENT BANKERSBANK	4	03/01/2026	305	884,455.78	884,455.78	05/25/2017	632,919.54
31410L T69	204074493	FNMA #890773	THE INDEPENDENT BANKERSBANK	3	12/01/2030	305	1,275,399.39	1,275,399.39	01/30/2013	937,058.75
31418AF78	164027935	FNMA #MA1089	THE INDEPENDENT BANKERSBANK	3	09/01/2036	305	2,955,738.99	2,955,738.99	03/28/2016	925,529.14
31418BC61	164038302	FNMA #MA1892	THE INDEPENDENT BANKERSBANK	4	06/01/2032	305	1,104,400.45	1,104,400.45	05/25/2017	821,027.10
31419AY35	164024025	FNMA POOL AE0729	THE INDEPENDENT BANKERSBANK	3	05/01/2024	305	2,528,502.96	2,528,502.96	01/30/2013	820,208.37
728874LG1	204064655	PLEASANTON TX ISD BQ	THE INDEPENDENT BANKERSBANK	4	01/01/2026	305	580,116.47	580,116.47	05/25/2017	1,326,286.96
3136A72D3	158017617	GO	THE INDEPENDENT BANKERSBANK	3	08/15/2021	400	330,000.00	330,000.00	05/25/2017	1,316,463.07
		FNA 2012-M9 A2	THE INDEPENDENT BANKERSBANK	3	08/15/2021	400	1,742,000.00	1,742,000.00	08/10/2016	2,979,701.45
				2.482	04/25/2022	800	1,692,157.98	1,692,157.98	05/25/2017	3,001,461.97
TOTAL FOR PLEDGE ID hockc		Pledged: 12	Orig Face: 33,094,500.00	Current Face: 18,599,988.56	Market: 19,316,175.00	Book: 19,349,987.74				

The information contained herein, while believed to be reliable, is not guaranteed.
 For assistance please contact TIB Investment Portfolio (866) 308-4842.



Investment Portfolio Pledged Securities
 AIM BANK
 LITTLEFIELD, TX

InTrader (pledged)
 Last : 05/31/2017
 As-of: 06/30/2017
 ZAIM 1018373

Sec ID	Loc	Ticket	Security Description Line 1	Security Description Line 2	Safeguarding Rate	Agent	Maturity	Gip	Original Face S & P	Par/Curr Face	Moody	Priced Pledged	Book Value Market Value
PLEDGED TO: hockc													
*HOCKLEY COUNTY													
3128MMSZ7			FHLMC GOLD G18535		3.5	THE INDEPENDENT BANKERSBANK	12/01/2029	305	4,800,000.00			06/27/2017	2,966,733.30
TIB		164040305			3.5	THE INDEPENDENT BANKERSBANK	12/01/2029	305	2,857,310.45			03/22/2015	2,990,403.66
3132J4HC6			FHLMC #G30926		3.5	THE INDEPENDENT BANKERSBANK	04/01/2036	305	3,500,000.00			06/27/2017	3,087,306.78
TIB		163004717			3.5	THE INDEPENDENT BANKERSBANK	04/01/2036	305	2,927,180.31			12/01/2016	3,064,661.25
3138E4YC9			FNMA #AK0706		3.5	THE INDEPENDENT BANKERSBANK	02/01/2027	305	2,222,500.00			06/27/2017	623,458.30
TIB		164028308			3.5	THE INDEPENDENT BANKERSBANK	02/01/2027	305	588,480.17			04/03/2013	614,559.34
3138E4YCC9			FNMA #AK0706		3.5	THE INDEPENDENT BANKERSBANK	02/01/2027	305	3,250,000.00			06/27/2017	911,474.30
TIB		164028413			3.5	THE INDEPENDENT BANKERSBANK	02/01/2027	305	860,544.69			01/30/2013	898,680.71
3138EGSH8			FNMA #AL0519		4	THE INDEPENDENT BANKERSBANK	03/01/2026	305	2,500,000.00			06/27/2017	805,057.35
TIB		164024507			4	THE INDEPENDENT BANKERSBANK	03/01/2026	305	755,587.90			05/22/2012	800,466.14
3140EUEA3			FNMA POOL #BC0128		3	THE INDEPENDENT BANKERSBANK	12/01/2030	305	1,500,000.00			06/27/2017	1,312,213.41
TIB		163004104			3	THE INDEPENDENT BANKERSBANK	12/01/2030	305	1,262,458.08			03/28/2016	1,304,275.55
31410L769			FNMA #890773		3	THE INDEPENDENT BANKERSBANK	09/01/2036	305	3,000,000.00			06/27/2017	2,967,760.68
TIB		204074493			3	THE INDEPENDENT BANKERSBANK	09/01/2036	305	2,944,074.87			03/21/2017	3,008,836.95
31418AF78			FNMA #MA1089		4	THE INDEPENDENT BANKERSBANK	06/01/2032	305	2,850,000.00			06/27/2017	1,163,998.19
TIB		164027935			4	THE INDEPENDENT BANKERSBANK	06/01/2032	305	1,078,075.49			01/30/2013	1,149,536.38
31418BC61			FNMA #MA1892		3	THE INDEPENDENT BANKERSBANK	05/01/2024	305	5,300,000.00			06/27/2017	2,519,649.16
TIB		164038302			3	THE INDEPENDENT BANKERSBANK	05/01/2024	305	2,464,853.30			01/05/2015	2,544,015.71
31419AY35			FNMA POOL AE0729		4	THE INDEPENDENT BANKERSBANK	01/01/2026	305	2,100,000.00			06/27/2017	593,995.62
TIB		164024025			4	THE INDEPENDENT BANKERSBANK	01/01/2026	305	560,543.13			05/22/2012	593,049.22
728874LG1			PLEASANTON TX ISD BQ		3	THE INDEPENDENT BANKERSBANK	08/15/2021	400	330,000.00	AAA		06/27/2017	352,305.94
TIB		204064655			3	THE INDEPENDENT BANKERSBANK	08/15/2021	400	330,000.00			08/10/2016	349,697.70
3136A72D3			FNA 2012-M9 A2		2.482	THE INDEPENDENT BANKERSBANK	04/25/2022	800	1,742,000.00			06/27/2017	1,735,000.49
TIB		158017617			2.482	THE INDEPENDENT BANKERSBANK	04/25/2022	800	1,683,185.92			08/10/2016	1,713,863.83
TOTAL FOR PLEDGE ID hockc			Pledged: 12	Orig Face: 33,094,500.00	Current Face: 18,312,294.31	Market: 19,032,046.44	Book: 19,038,953.52						

The information contained herein, while believed to be reliable, is not guaranteed.
 For assistance please contact TIB Investment Portfolio (866) 308-4842.



TREASURER'S 2nd QTR. 2017 FINANCIAL REPORT

**HOCKLEY COUNTY Mallet Event Center and Arena
\$14,515,000 - Bond Issue - 10 Year Repayment
Fund 065, Series 2009 3.04%**

FYE	Previous Balance Outstanding	Principal Payment Due	Interest Payment Due	Current Balance Outstanding
2010 PD	\$17,636,079.00	\$1,185,000.00	\$312,878.88	\$15,871,600.00
2011 PD	\$15,871,600.00	\$1,255,000.00	\$508,100.00	\$14,108,500.00
2012 PD	\$14,108,500.00	\$1,305,000.00	\$456,900.00	\$12,346,600.00
2013 PD	\$12,346,600.00	\$1,360,000.00	\$403,600.00	\$10,583,000.00
2014 PD	\$10,583,000.00	\$1,415,000.00	\$348,100.00	\$8,819,900.00
2015 PD	\$8,819,900.00	\$1,475,000.00	\$290,300.00	\$7,054,600.00
2016 PD	\$7,054,600.00	\$1,535,000.00	\$230,100.00	\$5,289,500.00
2017	\$5,289,500.00	\$1,595,000.00	\$167,500.00	\$3,527,000.00
2018	\$3,527,000.00	\$1,660,000.00	\$102,400.00	\$1,764,600.00
2019	\$1,764,600.00	\$1,730,000.00	\$34,600.00	\$0.00

*Principal Payments Due Annually
**Interest Payments are Due Semi-annually

Treasurer's Financial Report
 Prepared by Denise Bohannon, Hockley County Treasurer

Certificates of Deposit									
	Purchase Date	Account	Bank	Beginning Amount	Maturity Date	Interest Rate	Interest Paid	Month's Interest Earned	
APR	11/28/2011	060-I&S Hosp. Bd.	Aim	\$36,481.21	11/28/2017	0.60%	Monthly	\$19.31	
MAY	11/28/2011	060-I&S Hosp. Bd.	Aim	\$36,481.21	11/28/2017	0.60%	Monthly	\$18.70	
JUNE	11/28/2011	060-I&S Hosp. Bd.	Aim	\$36,481.21	11/28/2017	0.60%	Monthly	\$19.33	
APR	2/14/2017	011-AdValorem	Aim	\$5,000,000.00	8/14/2017	0.60%	Monthly	\$2,301.37	
MAY	2/14/2017	011-AdValorem	Aim	\$5,000,000.00	8/14/2017	0.60%	Monthly	\$2,468.15	
JUNE	2/14/2017	011-AdValorem	Aim	\$5,000,000.00	8/14/2017	0.60%	Monthly	\$2,551.68	
APR	2/14/2017	011-AdValorem	Aim	4,000,000.00	2/14/2018	0.85%	Monthly	\$2,889.55	
MAY	2/14/2017	011-AdValorem	Aim	4,000,000.00	2/14/2018	0.85%	Monthly	\$2,798.36	
JUNE	2/14/2017	011-AdValorem	Aim	4,000,000.00	2/14/2018	0.85%	Monthly	\$2,893.66	