

TREASURER'S 4TH Qtr. 2016 FINANCIAL REPORT

THE STATE OF TEXAS
COUNTY OF HOCKLEY
AFFIDAVIT

The Treasurer's Quarterly Report includes, but is not limited to, money received and disbursed; debts due to (if known) and owed By the county; and all other proceedings in the treasurer's office that pertain to the Financial Standing of Hockley County. {LGC 114.026(a)(b)}

The Treasurer's Books and the Auditor's General Ledger agree. The Bank Statements have been reconciled; any adjustments Have been noted.

The affidavit must state the amount of the cash and other assets that are in the custody of the county treasurer at the time of The examination. {LGC 114.026 (d)} **\$19,519,381.71 Months' Ending Balance**


Any interest earned that is posted by financial institutions to our accounts on the last business day of the month is included In the combined statement of receipts and disbursements. **\$29,969.99 Months' Interest Earned**

The Treasurer's Quarterly Report has been submitted and the Bank Reconciliation is pending review by Auditor. {LGC 114.026(b)}

All investments are in compliance with both the Public Funds Investment Act and the Hockley County Investment Policy. The investment strategy is passive, which maintains a liquid cash flow and safety of the investment as priority. {LGC 2256.023}

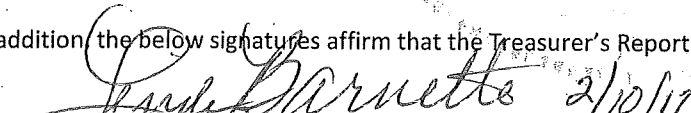
Therefore, Denise Bohannon, County Treasurer of Hockley County, Texas, who being fully sworn, upon oath says that the within And foregoing report is true and correct to the best of her knowledge.

Filed with accompanying vouchers this the 10 day of Feb, 2017

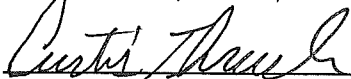

Denise Bohannon, Treasurer, Hockley County


Commissioners' Court having reviewed the Treasurer's Report as presented, having taken reasonable steps to ensure its accuracy and based upon presentations of the Treasurer's Office approve the report, subject to the independent auditor's Review and request that it be filed with the official minutes of this meeting. {LGC 114.026(c)}


In addition, the below signatures affirm that the Treasurer's Report complies with statutes as referenced. {LGC 114.026(d)}



Linda Barnette, Auditor, Hockley County / Date


Sharla Baldridge, County Judge



Curtis Thrash, Comm. Pct. #1


Larry Carter, Comm. Pct. #2


Whitey Barnett, Comm. Pct. #3


Tommy Clevenger, Comm. Pct. #4

Sworn to & Subscribed to Before Me, by the County Treasurer, the Auditor & Commissioners Court on this 13th day of Feb. 2017.


Irene Gumula, County Clerk

Treasurer's Financial Report
Prepared by Denise Bohannon, Hockley County Treasurer

SECTION 1 – Cash Flow

Pages 1-5 Combined Statement of Cash Receipts and Disbursements
Includes Interest and Bank Service Charge

Page 6-8 Bank Collateral
Pledged Securities the Banks have pledged on behalf of Hockley County

Page 9 Bond Indebtedness – Mallet Event Center

Page 10 Certificates of Deposit

SECTION 2 – Investments Long Term

Per the Public Funds Investment Act and the Hockley County Investment Policies, the Investments Report is required on a Quarterly Basis. However, in an effort to keep the Commissioners' Court informed *available* information is provided on a Monthly basis.

All investments are in compliance with both the Public Funds Investment Act and the Hockley County Investment Policy. The investment strategy is passive, which maintains a liquid cash flow and safety of the investment as priorities. {GC 2256.023}

Investments – Funds are not immediately available – must wait until maturity

ACCOUNT NAME	BEGINNING CASH BALANCE	CASH RECEIPTS	CASH DISBURSEMENTS	ENDING CASH BALANCE
GRAND TOTALS	19,196,240.05	20,622,789.83	20,299,648.17	19,519,381.71

ACCOUNT NAME	BEGINNING CASH BALANCE	CASH RECEIPTS	CASH DISBURSEMENTS	ENDING CASH BALANCE
2016 083 CA THEFT OF SERVICE				
CASH	5,069.76	4,998.22	4,990.80	5,077.18
FUND TOTALS	5,069.76	4,998.22	4,990.80	5,077.18
2016 084 SHERIFF WORK RELEASE PROGRAM				
CASH	1,878.00	3.03	.00	1,881.03
FUND TOTALS	1,878.00	3.03	.00	1,881.03
2016 085 HOCKLEY CO GRANTS FUND				
CASH	199,413.19	167,904.48	355,892.82	11,424.85
FUND TOTALS	199,413.19	167,904.48	355,892.82	11,424.85
2016 087 HC JUVENILE PROBATION FEES				
CASH/AIM	14,616.51	173.82	.00	14,790.33
FUND TOTALS	14,616.51	173.82	.00	14,790.33
2016 088 PAYROLL CLEARING ACCOUNT				
CASH/ASB	1,587.07	870,826.46	870,790.28	1,623.25
FUND TOTALS	1,587.07	870,826.46	870,790.28	1,623.25
2016 089 SEIZURE PROCEEDS FUND				
CASH/ASB	35,052.24	1,542.43	.00	36,594.67
FUND TOTALS	35,052.24	1,542.43	.00	36,594.67
2017 090 JUVENILE PROBATION FUND				
CASH/AIM	59,785.36	58,159.06	48,101.22	69,843.20
ACCOUNTS RECEIVABLE	97.75	.00	.00	97.75
FUND TOTALS	59,687.61	58,159.06	48,101.22	69,745.45
2016 091 JUVENILE PROBATION RESTITUTION				
CASH	15,457.41	25.07	.00	15,482.48
FUND TOTALS	15,457.41	25.07	.00	15,482.48
2017 092 HOCKLEY COUNTY COMMUNITY SUPER				
CASH/ASB	17,948.05	140,342.09	88,740.13	69,550.01
FUND TOTALS	17,948.05	140,342.09	88,740.13	69,550.01
2016 093 HOCKLEY COUNTY MEDICAL FUND				
CASH/ASB	6,435.85	941.66	2,229.74	5,147.77
FUND TOTALS	6,435.85	941.66	2,229.74	5,147.77
2016 094 COUNTY ATTORNEY RESTITUTION				
CASH/ASB	20,554.26	1,963.64	538.62	21,979.28
FUND TOTALS	20,554.26	1,963.64	538.62	21,979.28
2016 095 D A RESTITUTION FUND				
CASH/ASB	4,750.91	192.10	.00	4,943.01
FUND TOTALS	4,750.91	192.10	.00	4,943.01
2016 096 CA/DA PRE-TRIAL DIVERSION FUND				
CASH	103,163.07	6,554.63	644.90	109,072.80
FUND TOTALS	103,163.07	6,554.63	644.90	109,072.80
2016 098 CLEARING FUND				
CASH	.07	3,938,955.69	3,938,955.69	.07
FUND TOTALS	.07	3,938,955.69	3,938,955.69	.07

ACCOUNT NAME FUND TOTALS	BEGINNING CASH BALANCE	CASH RECEIPTS	CASH DISBURSEMENTS	ENDING CASH BALANCE
2016 054 JUSTICE OF PEACE #4 CASH FUND TOTALS	372.35 372.35	1,607.50 1,607.50	1,289.90 1,289.90	689.95 689.95
2016 055 JUSTICE OF PEACE #5 CASH FUND TOTALS	14,691.53 14,691.53	50,030.51 50,030.51	54,166.06 54,166.06	10,555.98 10,555.98
2016 056 SHERIFF FEE ACCOUNT CASH FUND TOTALS	1.50 1.50	.00 .00	.00 .00	1.50 1.50
2016 057 SO TRAINING DONATIONS FUND CASH/ASB FUND TOTALS	2,173.63 2,173.63	3.50 3.50	.00 .00	2,177.13 2,177.13
2016 060 I&S FUND: '88 HOSPITAL BOND CASH/ASB TODA - CD BALANCE FUND TOTALS	78.08 37,709.38 37,787.46	50.23 .00 50.23	.00 .00 .00	128.31 37,709.38 37,837.69
2016 065 MPEC INTEREST & SINKING FUND CASH BUSINESS ELITE SAVINGS ACCT TDOA - INVESTMENT BALANCE FUND TOTALS	.00 242,559.74 242,559.74	.00 7,408.88 7,408.88	.00 .00 806.25	.00 249,162.37 249,162.37
2016 070 PERMANENT IMPROVEMENT FUND CASH/ASB FUND TOTALS	456,383.37 456,383.37	547,105.58 547,105.58	452,479.86 452,479.86	551,009.09 551,009.09
2016 071 HOCKLEY CO ROAD BOND FUND CASH/AIM TDOA/ASB FUND TOTALS	21,364.54 21,364.54	34.66 34.66	.00 .00	21,399.20 21,399.20
2016 072 MALLETT OPERATING FUND CASH/AIM FUND TOTALS	581,901.21 581,901.21	106,881.91 106,881.91	214,471.22 214,471.22	474,311.90 474,311.90
2016 079 DA FEDERAL FORFEITED FUNDS CASH FUND TOTALS	34,879.43 34,879.43	51.79 51.79	3,564.29 3,564.29	31,366.93 31,366.93
2016 080 EM & LR FUND CASH/AIM FUND TOTALS	4,524.12 4,524.12	7.33 7.33	.00 .00	4,531.45 4,531.45
2016 081 DA TRUST ACCOUNT CASH/AIM FUND TOTALS	11,312.38 11,312.38	10,915.00 10,915.00	9,336.00 9,336.00	12,891.38 12,891.38
2016 082 DA FORFEITURE FUND CASH FUND TOTALS	17,037.04 17,037.04	27.64 27.64	.00 .00	17,064.68 17,064.68

ACCOUNT NAME	BEGINNING CASH BALANCE	CASH RECEIPTS	CASH DISBURSEMENTS	ENDING CASH BALANCE
2016 030 LAW LIBRARY FUND				
AUDIT CASH ON HAND	49,859.49	16,077.12	17,386.95	48,549.66
FUND TOTALS				
CASH/AIM	23,345.36	776.60	1,560.00	22,561.96
FUND TOTALS	23,345.36	776.60	1,560.00	22,561.96
2016 035 LIBRARY FUND				
CASH/AIM	91,284.85	1,088.08	53,610.30	38,762.63
FUND TOTALS	91,284.85	1,088.08	53,610.30	38,762.63
2016 039 DISTRICT CLERK PRESERVATION				
CASH/AIM	3,428.63	1,800.00	.00	5,228.63
FUND TOTALS	3,428.63	1,800.00	.00	5,228.63
2016 040 COUNTY CLERK PRESERVATION FUND				
CASH/AIM	115,370.35	11,990.59	3,041.75	124,319.19
TDOA - CD BALANCE - ASB	.00	.00	.00	.00
FUND TOTALS	115,370.35	11,990.59	3,041.75	124,319.19
2016 041 RECORDS MANAGEMENT OFFICER				
CASH/AIM	14,018.46	1,439.72	1,094.27	14,363.91
FUND TOTALS	14,018.46	1,439.72	1,094.27	14,363.91
2016 042 R&B EXTRA FEE ACCOUNT				
CASH/ASB	136,448.94	52,671.71	.00	189,120.65
FUND TOTALS	136,448.94	52,671.71	.00	189,120.65
2016 043 COURTHOUSE SECURITY FUND				
CASH/AIM	19,600.83	2,661.55	.00	22,262.38
FUND TOTALS	19,600.83	2,661.55	.00	22,262.38
2016 044 JUSTICE COURT TECHNOLOGY FUND				
CASH	41,039.46	2,057.23	5,326.32	37,770.37
FUND TOTALS	41,039.46	2,057.23	5,326.32	37,770.37
2016 045 SHERIFF CASH BOND ACCOUNT				
CASH	77,410.42	1,000.00	6,000.00	72,410.42
FUND TOTALS	77,410.42	1,000.00	6,000.00	72,410.42
2016 046 COUNTY CLERK CASH BOND ACCT				
CASH	58,135.02	166.00	.00	58,301.02
FUND TOTALS	58,135.02	166.00	.00	58,301.02
2016 047 JPS CASH BOND ACCOUNT				
CASH	7,534.71	.00	300.00	7,234.71
FUND TOTALS	7,534.71	.00	300.00	7,234.71
2016 048 COUNTY CLERK				
CASH	29,116.76	78,787.65	81,866.98	26,037.43
FUND TOTALS	29,116.76	78,787.65	81,866.98	26,037.43
2016 051 JUSTICE OF PEACE #1				
CASH	2,718.70	7,491.99	8,495.49	1,715.20
FUND TOTALS	2,718.70	7,491.99	8,495.49	1,715.20
2016 052 JUSTICE OF PEACE #2				
CASH	422.76	2,638.70	- 2,638.60	422.86

ACCOUNT NAME	BEGINNING CASH BALANCE	CASH RECEIPTS	CASH DISBURSEMENTS	ENDING CASH BALANCE
2016 010 GENERAL FUND				
CASH/AIM	6,525,108.62	4,260,784.97	2,306,989.82-	8,478,903.77
AUDIT CASH ON HAND	.00	.00	.00	.00
TDOA/CD/ASB	.00	.00	.00	.00
FUND TOTALS	6,525,108.62	4,260,784.97	2,306,989.82-	8,478,903.77
2016 011 AD VALOREM TAX ACCOUNT				
CASH/AIM	2,397,152.00	5,027,195.26	4,584,796.00-	2,839,551.26
CASH/TO AD VAL EXCESS	46,926.71	3,193,751.17	.00	3,240,677.88
CASH/BE SAVINGS	.00	.00	.00	.00
TDOA - CD/AIM BANK	5,020,007.55	2,475.62	5,022,483.17-	.00
TDOA - CD/ PLAT	.00	.00	.00	.00
FUND TOTALS	7,464,086.26	8,223,422.05	9,607,279.17-	6,080,229.14
2016 012 OFFICERS SALARY FUND				
CASH/AIM	637,494.13	1,468,913.99	1,240,045.45-	866,362.67
AUDIT CASH ON HAND	.00	.00	.00	.00
FUND TOTALS	637,494.13	1,468,913.99	1,240,045.45-	866,362.67
2016 013 AUTO REGISTRATION FUND				
CASH/AIM	66,607.46	108.13	.00	66,715.59
FUND TOTALS	66,607.46	108.13	.00	66,715.59
2016 014 INDIGENT HEALTH CARE FUND				
CASH/AIM	28,302.79	74,487.29	39,873.06-	62,917.02
FUND TOTALS	28,302.79	74,487.29	39,873.06-	62,917.02
2016 016 HOCKLEY COUNTY: LEOSE FUND				
CASH/AIM	24,388.85	39.58	.00	24,428.43
FUND TOTALS	24,388.85	39.58	.00	24,428.43
2016 017 JURY FUND				
CASH/AIM	256,638.98	1,756.33	82,337.31-	176,058.00
AUDIT CASH ON HAND	.00	.00	.00	.00
FUND TOTALS	256,638.98	1,756.33	82,337.31-	176,058.00
2016 021 ROAD & BRIDGE #1				
CASH/AIM	177,242.81	130,698.35	216,772.37-	91,168.79
CASH/LAT1 AIM	29,332.79	8,602.84	.00	37,935.63
FUND TOTALS	206,575.60	139,301.19	216,772.37-	129,104.42
2016 022 ROAD & BRIDGE #2				
CASH/AIM	474,282.23	21,632.81	157,092.49-	338,822.55
CASH/LATRD2/AIM	90,800.55	8,602.84	7,700.00-	91,703.39
FUND TOTALS	565,082.78	30,235.65	164,792.49-	430,525.94
2016 023 ROAD & BRIDGE #3				
CASH/ASB	581,050.09	168,834.59	246,368.93-	503,515.75
CASH/LATRD3	43,887.49	8,602.84	.00	52,490.33
FUND TOTALS	624,937.58	177,437.43	246,368.93-	556,006.08
2016 024 ROAD & BRIDGE #4				
CASH/ASB	188,245.87	140,346.53	166,871.13-	161,721.27
CASH/LATRD4	28,434.09	8,602.84	.00	37,036.93
FUND TOTALS	216,679.96	148,949.37	166,871.13-	198,758.20
2016 025 ROAD & BRIDGE #5				
CASH/AIM	49,859.49	16,077.12	17,386.95-	48,549.66

Investment Portfolio Pledged Securities
 AIM BANK
 LITTLEFIELD, TX

InTrader (pledged)
 Last : 09/30/2016
 As-of: 10/31/2016
 2AIM 1018373

Sec ID	Loc	Ticket	Security Description Line 1	Security Description Line 2	State/Keeping Agent	Rate	Maturity	Grp	Original Face S & P	Par/Curr Face Moody	Priced Pledged	Book Value	Market Value
PLEGDED TO: hockc													
*HOCKLEY COUNTY													
3128LLV86	TIB	213001965	FHLMC #2B0639 ARM		THE INDEPENDENT BANKERSBANK	2.294	06/01/2042	305	2,000,000.00		10/26/2016	691,052.17	
3128MMSZ7	TIB	164040305	FHLMC GOLD G18535		THE INDEPENDENT BANKERSBANK	3.5	12/01/2029	305	660,210.68		01/30/2013	694,029.18	
3138EAYC9	TIB	164028308	FNMA #AK0706		THE INDEPENDENT BANKERSBANK	3.5	02/01/2027	305	4,800,000.00		10/26/2016	3,452,133.28	
3138EAYC9	TIB	164028308	FNMA #AK0706		THE INDEPENDENT BANKERSBANK	3.5	02/01/2027	305	3,301,018.75		03/25/2015	3,496,219.87	
3138EGSH8	TIB	164028413	FNMA #AL0519		THE INDEPENDENT BANKERSBANK	3.5	02/01/2027	305	2,222,500.00		10/26/2016	748,275.89	
3140EUEA3	TIB	163004104	FNMA #AL0519		THE INDEPENDENT BANKERSBANK	3.5	02/01/2027	305	704,920.53		04/03/2013	744,197.40	
31418AF78	TIB	164027935	FNMA #BC0128		THE INDEPENDENT BANKERSBANK	4	03/01/2026	305	3,250,000.00		10/26/2016	1,093,944.04	
31418BC61	TIB	164027935	FNMA #MA1089		THE INDEPENDENT BANKERSBANK	4	03/01/2026	305	1,030,817.42		01/30/2013	1,088,252.67	
31419AY35	TIB	164027935	FNMA #MA1089		THE INDEPENDENT BANKERSBANK	4	03/01/2026	305	2,500,000.00		10/26/2016	932,844.50	
728874LG1	TIB	2040064655	FNMA #MA1892		THE INDEPENDENT BANKERSBANK	3	12/01/2030	305	872,778.60		05/22/2012	931,849.22	
3136A72D3	TIB	158017617	FNMA #MA1892		THE INDEPENDENT BANKERSBANK	3	12/01/2030	305	1,500,000.00		10/26/2016	1,421,357.25	
TOTAL FOR PLEDGE ID hockc													
Pledged: 11													
Orig Face: 28,594,500.00													
Current Face: 14,997,941.50													
Market: 15,836,972.63													
Book: 15,727,179.79													

8,100,000
 23,836,972.63

The information contained herein; while believed to be reliable, is not guaranteed.
 For assistance please contact TIB Investment Portfolio (866) 308-4842.



Partner.

Investment Portfolio Pledged Securities
 AIM BANK
 LITTLEFIELD, TX

InTrader (pledged)
 Last : 10/31/2016
 As-of: 11/30/2016
 2AIM 1018373

Sec ID	Ticket	Security Description Line 1	Security Description Line 2	Safeguarding Agent	Rate	Maturity	Grp	Original Face \$ & P	Par/Curr Face/Moody	Pribe'd Pledged	Book Value	Market Value
PLEGGED TO: hocke *HOCKLEY COUNTY												
3128LLV86		FHLMC #2B0639 ARM		THE INDEPENDENT BANKERSBANK	2.294	06/01/2042	305	2,000,000.00		11/25/2016	678,847.22	
TIB	213001965							648,588.34		01/30/2013	681,921.42	
3128MMSZ7		FHLMC GOLD G:18535		THE INDEPENDENT BANKERSBANK	3.5	12/01/2029	305	4,800,000.00		03/25/2015	3,360,745.74	
TIB	164040305							3,216,946.94			3,369,850.04	
3138E4YC9		FNMA #AK0706		THE INDEPENDENT BANKERSBANK	3.5	02/01/2027	305	2,222,500.00		11/25/2016	721,991.62	
TIB	164028308							680,296.45		04/03/2013	709,390.86	
3138E4YC9		FNMA #AK0706		THE INDEPENDENT BANKERSBANK	3.5	02/01/2027	305	3,250,000.00		11/25/2016	1,055,518.61	
TIB	164028413							994,809.21		01/30/2013	1,037,354.46	
3138EGSH8		FNMA #AL0519		THE INDEPENDENT BANKERSBANK	4	03/01/2026	305	2,500,000.00		11/25/2016	914,253.68	
TIB	164024507							855,707.38		05/22/2012	908,992.07	
3140EUEA3		FNMA POOL #BC0128		THE INDEPENDENT BANKERSBANK	3	12/01/2030	305	1,500,000.00		11/25/2016	1,407,007.41	
TIB	163004104							1,348,376.73		03/28/2016	1,391,336.71	
31418AF78		FNMA #MA1089		THE INDEPENDENT BANKERSBANK	4	06/01/2032	305	2,850,000.00		11/25/2016	1,334,780.32	
TIB	164027935							1,234,918.57		01/30/2013	1,312,835.14	
31418BC61		FNMA #MA1892		THE INDEPENDENT BANKERSBANK	3	05/01/2024	305	5,300,000.00		11/25/2016	3,043,252.97	
TIB	164038302							2,960,741.07		01/05/2015	3,047,033.02	
31419AY35		FNMA POOL AE0729		THE INDEPENDENT BANKERSBANK	4	01/01/2026	305	2,100,000.00		11/25/2016	712,264.79	
TIB	164024025							670,686.22		05/22/2012	711,621.56	
728874LG1		PLEASANTON TX ISD BQ		THE INDEPENDENT BANKERSBANK	3	08/15/2021	400	330,000.00 AAA		11/25/2016	355,366.56	
TIB	204064655	GO						330,000.00		08/10/2016	344,744.40	
3136A7D3		FNA 2012-M9 A2		THE INDEPENDENT BANKERSBANK	2.482	04/25/2022	800	1,742,000.00		11/25/2016	1,802,987.28	
TIB	158017617							1,742,000.00		09/10/2016	1,758,078.83	
TOTAL FOR PLEDGE ID hocke								Market: 15,273,158.51	Book: 15,387,016.20			
Pledged: 11								Current Face: 14,683,050.91				

LOC 8,000,000.
 23,273,158.51



The information contained herein, while believed to be reliable, is not guaranteed.
 For assistance please contact TIB Investment Portfolio (866) 308-4842.

Investment Portfolio Pledged Securities
 AIM BANK
 LITTLEFIELD, TX

InTrader (pledged)
 Last: 11/30/2016
 As-of: 12/31/2016
 ZAIM 1018373

Sec ID	Ticket	Security Description Line 1	Security Description Line 2	Safekeeping Agent	Rate	Maturity	Grp	Original Face S & P	Par/Curr Face	Moody	Priced Pledged	Book Value	Market Value
PLEGDED TO: hockc *HOCKLEY COUNTY													
3128MMSZ7		FHLMC GOLD G18535		THE INDEPENDENT BANKERSBANK				4,800,000.00			12/27/2016	3,290,649.47	
TIB	164040305			3.5	12/01/2029	305		3,153,108.53			03/25/2015	3,289,376.67	
3132J4HC6		FHLMC #G30926		THE INDEPENDENT BANKERSBANK				3,500,000.00			12/27/2016	3,450,143.62	
TIB	163004717			3.5	04/01/2036	305		3,251,292.45			12/01/2016	3,337,825.76	
3138E4YC9		FNMA #AK0706		THE INDEPENDENT BANKERSBANK				2,222,500.00			12/27/2016	711,022.42	
TIB	164028308			3.5	02/01/2027	305		670,105.95			04/03/2013	697,156.72	
3138E4YC9		FNMA #AK0706		THE INDEPENDENT BANKERSBANK				3,250,000.00			12/27/2016	1,039,483.11	
TIB	164028413			3.5	02/01/2027	305		979,907.47			01/30/2013	1,019,464.28	
3138EGSH8		FNMA #AL0519		THE INDEPENDENT BANKERSBANK				2,500,000.00			12/27/2016	897,297.25	
TIB	164024507			4	03/01/2026	305		840,147.85			05/22/2012	890,942.84	
3140EUEA3		FNMA POOL #5C0128		THE INDEPENDENT BANKERSBANK				1,500,000.00			12/27/2016	1,378,398.13	
TIB	163004104			3	12/01/2030	305		1,321,801.22			03/28/2016	1,353,052.28	
31418AF78		FNMA #MA1089		THE INDEPENDENT BANKERSBANK				2,850,000.00			12/27/2016	1,312,084.68	
TIB	164027935			4	06/01/2032	305		1,214,097.58			01/30/2013	1,280,792.83	
31418BC61		FNMA #MA1892		THE INDEPENDENT BANKERSBANK				5,300,000.00			12/27/2016	2,969,820.04	
TIB	164038302			3	05/01/2024	305		2,891,574.21			01/05/2015	2,965,551.61	
31419AY35		FNMA POOL AE0729		THE INDEPENDENT BANKERSBANK				2,100,000.00			12/27/2016	702,117.77	
TIB	164024025			4	01/01/2026	305		661,356.74			05/22/2012	697,246.65	
728874LG1		PLEASANTON TX ISD BQ		THE INDEPENDENT BANKERSBANK				330,000.00	AAA		12/27/2016	354,930.75	
TIB	204064655	GO		3	08/15/2021	400		330,000.00			08/10/2016	342,767.70	
3136A72D3		FNA 2012-M9 A2		THE INDEPENDENT BANKERSBANK				1,742,000.00			12/27/2016	1,802,063.11	
TIB	158017617			2,482	04/25/2022	800		1,742,000.00			08/10/2016	1,737,524.98	
TOTAL FOR PLEDGE ID hockc													
								Orig Face: 30,094,500.00	Current Face: 17,055,392.00	Market: 17,611,712.32	Book: 17,907,810.35		

LOC 16,000,000. ✓
 331



Trusted. Partner.

The information contained herein; while believed to be reliable, is not guaranteed.
 For assistance please contact TIB Investment Portfolio (866) 308-4842.

TREASURER'S 4TH Qtr. 2016 FINANCIAL REPORT

**HOCKLEY COUNTY Mallet Event Center and Arena
\$14,515,000 - Bond Issue - 10 Year Repayment
Fund 065, Series 2009 3.04%**

FYE	Previous Balance Outstanding	Principal Payment Due	Interest Payment Due	Current Balance Outstanding
2010	\$17,636,079.00	\$1,185,000.00	\$312,878.88	
PD				\$15,871,600.00
2011	\$15,871,600.00	\$1,255,000.00	\$508,100.00	
PD				\$14,108,500.00
2012	\$14,108,500.00	\$1,305,000.00	\$456,900.00	
PD				\$12,346,600.00
2013	\$12,346,600.00	\$1,360,000.00	\$403,600.00	
PD				\$10,583,000.00
2014	\$10,583,000.00	\$1,415,000.00	\$348,100.00	
PD				\$8,819,900.00
2015	\$8,819,900.00	\$1,475,000.00	\$290,300.00	
PD				\$7,054,600.00
2016	\$7,054,600.00	\$1,535,000.00	\$230,100.00	
PD				\$5,289,500.00
2017	\$5,289,500.00	\$1,595,000.00	\$167,500.00	
				\$3,527,000.00
2018	\$3,527,000.00	\$1,660,000.00	\$102,400.00	
				\$1,764,600.00
2019	\$1,764,600.00	\$1,730,000.00	\$34,600.00	
				\$0.00

*Principal Payments Due Annually
**Interest Payments are Due Semi-annually

Treasurer's Financial Report
 Prepared by Denise Bohannon, Hockley County Treasurer

Certificates of Deposit									
	Purchase Date	Account	Bank	Beginning Amount	Maturity Date	Interest Rate	Interest Paid	Month's Interest Earned	
OCT	11/28/2011	060-I&S Hosp. Bd.	Aim	\$36,481.21	11/28/2017	0.60%	Monthly	\$15.53	
NOV	11/28/2011	060-I&S Hosp. Bd.	Aim	\$36,481.21	11/28/2017	0.60%	Monthly	\$16.05	
DEC	11/28/2011	060-I&S Hosp. Bd.	Aim	\$36,481.21	11/28/2017	0.60%	Monthly	\$18.65	
OCT	1/26/2016	011-AdValorem	Aim	\$5,000,000.00	10/26/2016	0.60%	Monthly	\$2,475.62	