

TREASURER'S JULY 2015 FINANCIAL REPORT

THE STATE OF TEXAS COUNTY OF HOCKLEY AFFIDAVIT

The Treasurer's Monthly Report includes, but is not limited to, money received and disbursed; debts due to (if known) and owed By the county; and all other proceedings in the treasurer's office that pertain to the Financial Standing of Hockley County. {LGC 114.026(a)(b)}

The Treasurer's Books and the Auditor's General Ledger agree. The Bank Statements have been reconciled; any adjustments Have been noted.

The affidavit must state the amount of the cash and other assets that are in the custody of the county treasurer at the time of The examination. {LGC 114.026 (d)} **\$21,363,148.73 Month Ending Balance**

Any interest earned that is posted by financial institutions to our accounts on the last business day of the month is included In the combined statement of receipts and disbursements. **\$9,876.00 Month's Interest Earned**

The Treasurer's Monthly Report has been submitted and the Bank Reconciliation is pending review by Auditor. {LGC 114.026(b)}

All investments are in compliance with both the Public Funds Investment Act and the Hockley County Investment Policy. The investment strategy is passive, which maintains a liquid cash flow and safety of the investment as priority. {LGC 2256.023}


Therefore, Denise Bohannon, County Treasurer of Hockley County, Texas, who being fully sworn, upon oath says that the within And foregoing report is true and correct to the best of her knowledge.


Filed with accompanying vouchers this the 9 day of Nov 2015



Denise Bohannon, Treasurer, Hockley County


Commissioners' Court having reviewed the Treasurer's Report as presented, having taken reasonable steps to ensure its accuracy and based upon presentations of the Treasurer's Office approve the report, subject to the independent auditor's Review and request that it be filed with the official minutes of this meeting. {LGC 114.026(c)}


In addition, the below signatures affirm that the Treasurer's Report complies with statutes as referenced. {LGC 114.026(d)}

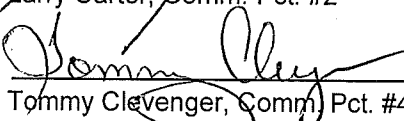

Linda Barnette, Auditor, Hockley County / Date


Larry Sprowls, County Judge



Curtis Thrash, Comm. Pct. #1


Larry Carter, Comm. Pct. #2


Whitey Barnett, Comm. Pct. #3


Tommy Clevenger, Comm. Pct. #4

Sworn to & Subscribed to Before Me, by the County Treasurer, the Auditor & Commissioners Court on this 9th day of Nov 2015.


Irene Gumula, County Clerk

Treasurer's Financial Report
Prepared by Denise Bohannon, Hockley County Treasurer

SECTION 1 – Cash Flow

Pages 1-5 Combined Statement of Cash Receipts and Disbursements
Includes Interest and Bank Service Charge

Page 6 Bank Collateral
Pledged Securities the Banks have pledged on behalf of Hockley County

Page 7 Bond Indebtedness – Mallet Event Center

Page 8 Certificates of Deposit

SECTION 2 – Investments Long Term

Per the Public Funds Investment Act and the Hockley County Investment Policies, the Investments Report Is required on a Quarterly Basis. However, in an effort to keep the Commissioners' Court informed *available* Information is provided on a Monthly basis.

All investments are in compliance with both the Public Funds Investment Act and the Hockley County Investment Policy. The investment strategy is passive, which maintains a liquid cash flow and safety of The investment as priorities. {GC 2256.023}

Investments – Funds are not immediately available – must wait until maturity

| ACCOUNT NAME | BEGINNING CASH BALANCE | CASH RECEIPTS | CASH DISBURSEMENTS | ENDING CASH BALANCE |
|--------------|---------------------------|----------------------|-----------------------|------------------------|
| GRAND TOTALS | <u>22,345,677.03</u> | <u>12,689,938.30</u> | <u>13,672,466.60-</u> | <u>21,363,148.73</u> |

| ACCOUNT NAME | BEGINNING CASH BALANCE | CASH RECEIPTS | CASH DISBURSEMENTS | ENDING CASH BALANCE |
|---|------------------------|---------------|--------------------|---------------------|
| 2015 083 CA THEFT OF SERVICE | 4,545.35 | 981.74 | 980.00- | 4,547.09 |
| CASH | 4,545.35 | 981.74 | 980.00- | 4,547.09 |
| FUND TOTALS | | | | |
| 2015 084 SHERIFF WORK RELEASE PROGRAM | 1,865.49 | .74 | .00 | 1,866.23 |
| CASH | 1,865.49 | .74 | .00 | 1,866.23 |
| FUND TOTALS | | | | |
| 2015 085 HOCKLEY CO GRANTS FUND | 9,374.70 | 11,380.48 | 11,376.72- | 9,378.46 |
| CASH | 9,374.70 | 11,380.48 | 11,376.72- | 9,378.46 |
| FUND TOTALS | | | | |
| 2015 087 HC JUVENILE PROBATION FEES | 201.94 | .08 | .00 | 202.02 |
| CASH/AIM | 201.94 | .08 | .00 | 202.02 |
| FUND TOTALS | | | | |
| 2015 088 PAYROLL CLEARING ACCOUNT | 1,406.15 | 285,626.86 | 285,612.22- | 1,420.79 |
| CASH/ASB | 1,406.15 | 285,626.86 | 285,612.22- | 1,420.79 |
| FUND TOTALS | | | | |
| 2015 089 SEIZURE PROCEEDS FUND | 43,623.10 | 388.54 | .00 | 44,011.64 |
| CASH/ASB | 43,623.10 | 388.54 | .00 | 44,011.64 |
| FUND TOTALS | | | | |
| 2015 090 JUVENILE PROBATION FUND | 46,811.26 | 18,665.00 | 11,971.60- | 53,504.66 |
| CASH/AIM | 46,811.26 | 18,665.00 | 11,971.60- | 53,504.66 |
| ACCOUNTS RECEIVABLE | 97.75- | .00 | .00 | 97.75- |
| FUND TOTALS | 46,713.51 | 18,665.00 | 11,971.60- | 53,406.91 |
| 2015 091 JUVENILE PROBATION RESTITUTION | 11,013.27 | 4.42 | .00 | 11,017.69 |
| CASH | 11,013.27 | 4.42 | .00 | 11,017.69 |
| FUND TOTALS | | | | |
| 2015 092 HOCKLEY COUNTY COMMUNITY SUPER | 100,638.59 | 25,105.00 | 25,280.34- | 100,463.25 |
| CASH/ASB | 100,638.59 | 25,105.00 | 25,280.34- | 100,463.25 |
| FUND TOTALS | | | | |
| 2015 093 HOCKLEY COUNTY MEDICAL FUND | 8,104.05 | 3.25 | 13.11- | 8,094.19 |
| CASH/ASB | 8,104.05 | 3.25 | 13.11- | 8,094.19 |
| FUND TOTALS | | | | |
| 2015 094 COUNTY ATTORNEY RESTITUTION | 15,350.26 | 435.15 | 180.51- | 15,604.90 |
| CASH/ASB | 15,350.26 | 435.15 | 180.51- | 15,604.90 |
| FUND TOTALS | | | | |
| 2015 095 D A RESTITUTION FUND | 4,195.92 | 76.71 | .00 | 4,272.63 |
| CASH/ASB | 4,195.92 | 76.71 | .00 | 4,272.63 |
| FUND TOTALS | | | | |
| 2015 096 CA/DA PRE-TRIAL DIVERSION FUND | 80,213.34 | 1,159.41 | .00 | 81,372.75 |
| CASH | 80,213.34 | 1,159.41 | .00 | 81,372.75 |
| FUND TOTALS | | | | |
| 2015 098 CLEARING FUND | .07 | 1,309,917.60 | 1,309,917.60- | .07 |
| CASH | .07 | 1,309,917.60 | 1,309,917.60- | .07 |
| FUND TOTALS | | | | |

| ACCOUNT NAME FUND TOTALS | BEGINNING CASH BALANCE | CASH RECEIPTS | CASH DISBURSEMENTS | ENDING CASH BALANCE |
|--|---------------------------|------------------|-----------------------|------------------------|
| 2015 054 JUSTICE OF PEACE #4 CASH FUND TOTALS | 183.95 | 1,387.27 | 331.70- | 1,239.52 |
| 2015 055 JUSTICE OF PEACE #5 CASH FUND TOTALS | 16,260.41 | 25,047.43 | 19,872.26- | 21,435.58 |
| 2015 056 SHERIFF FEE ACCOUNT CASH FUND TOTALS | 1.50 | .00 | .00 | 1.50 |
| 2015 057 SO TRAINING DONATIONS FUND CASH/ASB FUND TOTALS | 2,008.55 | .80 | .00 | 2,009.35 |
| 2015 060 I&S FUND: '88 HOSPITAL BOND CASH/ASB TODA - CD BALANCE FUND TOTALS | 37,543.30 | 16.97 | .00 | 37,560.27 |
| 2015 065 MREC INTEREST & SINKING FUND CASH BUSINESS ELITE SAVINGS ACCT TDOA - INVESTMENT BALANCE FUND TOTALS | 404,156.34 | 7,818.26 | .00 | 411,974.60 |
| 2015 070 PERMANENT IMPROVEMENT FUND CASH/ASB FUND TOTALS | 1,075,623.38 | 1,020,052.78 | 48,995.00- | 2,046,681.16 |
| 2015 071 HOCKLEY CO ROAD BOND FUND CASH/ATM TDOA/ASB FUND TOTALS | 21,221.23 | 8.51 | .00 | 21,229.74 |
| 2015 072 MALLET OPERATING FUND CASH/ATM FUND TOTALS | 547,635.91 | 33,112.46 | 70,994.51- | 509,753.86 |
| 2015 079 DA FEDERAL FORFEITED FUNDS CASH FUND TOTALS | 46,717.00 | 19.82 | 69.24- | 46,667.58 |
| 2015 080 FM & IR FUND CASH/ATM FUND TOTALS | 4,493.86 | 1.80 | .00 | 4,495.66 |
| 2015 081 DA TRUST ACCOUNT CASH/ATM FUND TOTALS | 13,341.97 | 2,000.00 | 2,000.00- | 13,341.97 |
| 2015 082 DA FORFEITURE FUND CASH FUND TOTALS | 12,171.80 | 4.88 | .00 | 12,176.68 |

| ACCOUNT NAME | BEGINNING CASH BALANCE | CASH RECEIPTS | CASH DISBURSEMENTS | ENDING CASH BALANCE |
|---|------------------------|---------------|--------------------|---------------------|
| 2015 030 LAW LIBRARY FUND | 44,646.73 | 3,894.12 | 5,870.72 | 42,670.13 |
| CASH/AIM | 26,586.65 | 280.73 | 111.00 | 26,756.38 |
| FUND TOTALS | 26,586.65 | 280.73 | 111.00 | 26,756.38 |
| 2015 035 LIBRARY FUND | 135,693.53 | 365.38 | 16,661.74 | 119,397.17 |
| CASH/AIM | 135,693.53 | 365.38 | 16,661.74 | 119,397.17 |
| FUND TOTALS | 135,693.53 | 365.38 | 16,661.74 | 119,397.17 |
| 2015 039 DISTRICT CLERK PRESERVATION | 35,953.57 | 135.84 | .00 | 36,089.41 |
| CASH/AIM | 35,953.57 | 135.84 | .00 | 36,089.41 |
| FUND TOTALS | 35,953.57 | 135.84 | .00 | 36,089.41 |
| 2015 040 COUNTY CLERK PRESERVATION FUND | 153,384.50 | 4,053.06 | .00 | 157,437.56 |
| CASH/AIM | 153,384.50 | 4,053.06 | .00 | 157,437.56 |
| TDOA - CD BALANCE - ASB | .00 | .00 | .00 | .00 |
| FUND TOTALS | 153,384.50 | 4,053.06 | .00 | 157,437.56 |
| 2015 041 RECORDS MANAGEMENT OFFICER | 11,219.45 | 447.23 | 826.00 | 10,840.68 |
| CASH/AIM | 11,219.45 | 447.23 | 826.00 | 10,840.68 |
| FUND TOTALS | 11,219.45 | 447.23 | 826.00 | 10,840.68 |
| 2015 042 R&B EXTRA FEE ACCOUNT | 357,811.94 | 18,006.40 | 200,000.00 | 175,818.34 |
| CASH/ASB | 357,811.94 | 18,006.40 | 200,000.00 | 175,818.34 |
| FUND TOTALS | 357,811.94 | 18,006.40 | 200,000.00 | 175,818.34 |
| 2015 043 COURTHOUSE SECURITY FUND | 17,302.30 | 1,038.05 | .00 | 18,340.35 |
| CASH/AIM | 17,302.30 | 1,038.05 | .00 | 18,340.35 |
| FUND TOTALS | 17,302.30 | 1,038.05 | .00 | 18,340.35 |
| 2015 044 JUSTICE COURT TECHNOLOGY FUND | 54,609.91 | 709.32 | 2,103.67 | 53,215.56 |
| CASH | 54,609.91 | 709.32 | 2,103.67 | 53,215.56 |
| FUND TOTALS | 54,609.91 | 709.32 | 2,103.67 | 53,215.56 |
| 2015 045 SHERIFF CASH BOND ACCOUNT | 56,910.42 | 3,000.00 | .00 | 59,910.42 |
| CASH | 56,910.42 | 3,000.00 | .00 | 59,910.42 |
| FUND TOTALS | 56,910.42 | 3,000.00 | .00 | 59,910.42 |
| 2015 046 COUNTY CLERK CASH BOND ACCT | 59,435.02 | .00 | .00 | 59,435.02 |
| CASH | 59,435.02 | .00 | .00 | 59,435.02 |
| FUND TOTALS | 59,435.02 | .00 | .00 | 59,435.02 |
| 2015 047 JPS CASH BOND ACCOUNT | 7,434.71 | .00 | .00 | 7,434.71 |
| CASH | 7,434.71 | .00 | .00 | 7,434.71 |
| FUND TOTALS | 7,434.71 | .00 | .00 | 7,434.71 |
| 2015 048 COUNTY CLERK | 29,396.32 | 34,141.65 | 29,797.32 | 33,740.65 |
| CASH | 29,396.32 | 34,141.65 | 29,797.32 | 33,740.65 |
| FUND TOTALS | 29,396.32 | 34,141.65 | 29,797.32 | 33,740.65 |
| 2015 051 JUSTICE OF PEACE #1 | 2,675.40 | 2,910.50 | 3,002.00 | 2,583.90 |
| CASH | 2,675.40 | 2,910.50 | 3,002.00 | 2,583.90 |
| FUND TOTALS | 2,675.40 | 2,910.50 | 3,002.00 | 2,583.90 |
| 2015 052 JUSTICE OF PEACE #2 | 1,293.73 | 906.87 | 865.97 | 1,334.63 |
| CASH | 1,293.73 | 906.87 | 865.97 | 1,334.63 |

| ACCOUNT NAME | BEGINNING CASH BALANCE | CASH RECEIPTS | CASH DISBURSEMENTS | ENDING CASH BALANCE |
|-------------------------------------|------------------------|---------------|--------------------|---------------------|
| 2015 010 GENERAL FUND | 3,316,802.83 | 4,063,249.64 | 2,380,501.62 | 4,999,550.85 |
| CASH/ATM | .00 | .00 | .00 | .00 |
| AUDIT CASH ON HAND | .00 | .00 | .00 | .00 |
| TDOA/CD/ASB | .00 | .00 | .00 | .00 |
| FUND TOTALS | 3,316,802.83 | 4,063,249.64 | 2,380,501.62 | 4,999,550.85 |
| 2015 011 AD VALOREM TAX ACCOUNT | 88,432.57 | 3,019,268.55 | 3,019,231.00 | 88,470.12 |
| CASH/ATM | 9,169,882.47 | 55,817.60 | 5,019,231.00 | 4,206,469.07 |
| CASH/TO AD VAL EXCESS | .00 | .00 | .00 | .00 |
| CASH/BE SAVINGS | 3,030,037.35 | 1,867.83 | .00 | 3,031,905.18 |
| TDOA - CD/ATM BANK | .00 | .00 | .00 | .00 |
| TDOA - CD/ PLAT | 12,288,352.39 | 3,076,953.98 | 8,038,462.00 | 7,326,844.37 |
| FUND TOTALS | 329,935.84 | 2,045,932.84 | 406,725.71 | 1,969,142.97 |
| 2015 012 OFFICERS SALARY FUND | 329,935.84 | 2,045,932.84 | 406,725.71 | 1,969,142.97 |
| CASH/ATM | .00 | .00 | .00 | .00 |
| AUDIT CASH ON HAND | .00 | .00 | .00 | .00 |
| FUND TOTALS | 329,935.84 | 2,045,932.84 | 406,725.71 | 1,969,142.97 |
| 2015 013 AUTO REGISTRATION FUND | 563,640.88 | 1,890.26 | 460,000.00 | 105,531.14 |
| CASH/ATM | 563,640.88 | 1,890.26 | 460,000.00 | 105,531.14 |
| FUND TOTALS | 563,640.88 | 1,890.26 | 460,000.00 | 105,531.14 |
| 2015 014 INDIGENT HEALTH CARE FUND | 48,458.02 | 1,302.35 | 11,099.09 | 38,661.28 |
| CASH/ATM | 48,458.02 | 1,302.35 | 11,099.09 | 38,661.28 |
| FUND TOTALS | 48,458.02 | 1,302.35 | 11,099.09 | 38,661.28 |
| 2015 016 HOCKLEY COUNTY: IEOSE FUND | 23,563.98 | 9.29 | 1,163.48 | 22,409.79 |
| CASH/ATM | 23,563.98 | 9.29 | 1,163.48 | 22,409.79 |
| FUND TOTALS | 23,563.98 | 9.29 | 1,163.48 | 22,409.79 |
| 2015 017 JURY FUND | 414,121.89 | 1,254.75 | 28,166.61 | 387,210.03 |
| CASH/ATM | 414,121.89 | 1,254.75 | 28,166.61 | 387,210.03 |
| AUDIT CASH ON HAND | .00 | .00 | .00 | .00 |
| FUND TOTALS | 414,121.89 | 1,254.75 | 28,166.61 | 387,210.03 |
| 2015 021 ROAD & BRIDGE #1 | 386,230.94 | 165,214.12 | 46,055.62 | 505,389.44 |
| CASH/ATM | 386,230.94 | 165,214.12 | 46,055.62 | 505,389.44 |
| CASH/LATRD1 ATM | 20,729.95 | .00 | .00 | 20,729.95 |
| FUND TOTALS | 406,960.89 | 165,214.12 | 46,055.62 | 526,119.39 |
| 2015 022 ROAD & BRIDGE #2 | 472,413.69 | 188,761.58 | 147,231.43 | 513,943.84 |
| CASH/ATM | 472,413.69 | 188,761.58 | 147,231.43 | 513,943.84 |
| CASH/LATRD2/ATM | 82,197.71 | .00 | .00 | 82,197.71 |
| FUND TOTALS | 554,611.40 | 188,761.58 | 147,231.43 | 596,141.55 |
| 2015 023 ROAD & BRIDGE #3 | 535,395.50 | 167,081.29 | 66,151.94 | 636,324.85 |
| CASH/ASB | 535,395.50 | 167,081.29 | 66,151.94 | 636,324.85 |
| CASH/LATRD3 | 35,284.65 | .00 | .00 | 35,284.65 |
| FUND TOTALS | 570,680.15 | 167,081.29 | 66,151.94 | 671,609.50 |
| 2015 024 ROAD & BRIDGE #4 | 305,758.39 | 165,183.09 | 40,075.87 | 430,865.61 |
| CASH/ASB | 305,758.39 | 165,183.09 | 40,075.87 | 430,865.61 |
| CASH/LATRD4 | 19,831.25 | .00 | .00 | 19,831.25 |
| FUND TOTALS | 325,589.64 | 165,183.09 | 40,075.87 | 450,696.86 |
| 2015 025 ROAD & BRIDGE #5 | 44,646.73 | 3,894.12 | 5,870.72 | 42,670.13 |
| CASH/ATM | 44,646.73 | 3,894.12 | 5,870.72 | 42,670.13 |

Investment Portfolio Pledged Securities
 AIM BANK
 LITTLEFIELD, TX

InTrader (pledged)
 Last : 06/30/2015
 As-of: 07/31/2015
 2AIM 1018373

| Sec ID | Ticket | Security Description | Line 1 | Line 2 | Rate | Agent | Maturity | Grp | Original Face S & P | Part Curr Face | Woody | Priced Pledged | Book Value | Market Value |
|--|-----------|--------------------------|--------|--------|-------|-----------------------------|------------|-----|---------------------|----------------|-------|----------------|--------------|--------------|
| PLEGGED TO: hocke | | | | | | | | | | | | | | |
| *HOCKLEY COUNTY | | | | | | | | | | | | | | |
| 3130A3M92 | 219002405 | FHLB CALL AFTER 03/19/15 | | | 1.95 | THE INDEPENDENT BANKERSBANK | 12/19/2019 | 200 | 5,000,000.00 | AA+ | | 07/28/2015 | 5,000,000.00 | |
| 3128LLV86 | 213001965 | FHLMC #2B0639 ARM | | | 2.304 | THE INDEPENDENT BANKERSBANK | 06/01/2042 | 305 | 2,000,000.00 | Aaa | | 07/28/2015 | 5,000,730.00 | |
| 3128MMSZ7 | 164027666 | FHLMC GOLD G18535 | | | 3.5 | THE INDEPENDENT BANKERSBANK | 12/01/2029 | 305 | 4,800,000.00 | | | 07/28/2015 | 993,506.52 | |
| 3138A45N1 | 164027666 | FNMA #AH3552 | | | 3.5 | THE INDEPENDENT BANKERSBANK | 02/01/2026 | 305 | 4,800,000.00 | | | 07/28/2015 | 984,265.16 | |
| 3138E4YC9 | 164028308 | FNMA #AK0706 | | | 3.5 | THE INDEPENDENT BANKERSBANK | 02/01/2027 | 305 | 4,424,172.53 | | | 03/25/2015 | 4,669,095.35 | |
| 3138E4YC9 | 164028308 | FNMA #AK0706 | | | 3.5 | THE INDEPENDENT BANKERSBANK | 02/01/2027 | 305 | 2,100,000.00 | | | 07/28/2015 | 4,669,054.73 | |
| 3138E4YC9 | 164028308 | FNMA #AK0706 | | | 3.5 | THE INDEPENDENT BANKERSBANK | 02/01/2027 | 305 | 2,222,500.00 | | | 07/28/2015 | 879,781.20 | |
| 3138E4YC9 | 164028308 | FNMA #AK0706 | | | 3.5 | THE INDEPENDENT BANKERSBANK | 02/01/2027 | 305 | 1,028,191.69 | | | 04/03/2013 | 875,400.69 | |
| 3138E4YC9 | 164028308 | FNMA #AK0706 | | | 3.5 | THE INDEPENDENT BANKERSBANK | 02/01/2027 | 305 | 3,250,000.00 | | | 07/28/2015 | 1,094,817.86 | |
| 3138E4YC9 | 164028308 | FNMA #AK0706 | | | 3.5 | THE INDEPENDENT BANKERSBANK | 02/01/2027 | 305 | 1,503,542.40 | | | 07/28/2015 | 1,600,550.45 | |
| 3138EGSH8 | 164024507 | FNMA #AL0519 | | | 4 | THE INDEPENDENT BANKERSBANK | 03/01/2026 | 305 | 2,500,000.00 | | | 07/28/2015 | 1,588,723.72 | |
| 3138EJNE4 | 164027988 | FNMA #AL2188 ARM | | | 2.349 | THE INDEPENDENT BANKERSBANK | 06/01/2042 | 305 | 2,900,000.00 | | | 07/28/2015 | 1,227,299.87 | |
| 3138ELLUS | 164038728 | FNMA #AL3938 | | | 3.5 | THE INDEPENDENT BANKERSBANK | 07/01/2028 | 305 | 1,142,249.83 | | | 05/22/2012 | 1,219,419.28 | |
| 31418AF78 | 164027935 | FNMA #MA1089 | | | 4 | THE INDEPENDENT BANKERSBANK | 06/01/2032 | 305 | 2,850,000.00 | | | 07/28/2015 | 1,397,643.71 | |
| 31418AH76 | 164029358 | FNMA #MA1153 | | | 3 | THE INDEPENDENT BANKERSBANK | 08/01/2022 | 305 | 4,176,578.58 | | | 07/28/2015 | 4,431,211.62 | |
| 31418AJ33 | 164029358 | FNMA #MA1181 | | | 3 | THE INDEPENDENT BANKERSBANK | 09/01/2022 | 305 | 4,950,000.00 | | | 07/28/2015 | 4,426,735.63 | |
| 31418AK80 | 164029389 | FNMA #MA1218 | | | 3 | THE INDEPENDENT BANKERSBANK | 10/01/2022 | 305 | 2,162,515.70 | | | 07/28/2015 | 2,251,071.82 | |
| 31418AJJ7 | 219000475 | FNMA #MA1452 | | | 3 | THE INDEPENDENT BANKERSBANK | 05/01/2023 | 305 | 1,270,760.00 | | | 03/05/2014 | 813,095.48 | |
| 31418BC61 | 164038302 | FNMA #MA1892 | | | 3 | THE INDEPENDENT BANKERSBANK | 05/01/2024 | 305 | 5,300,000.00 | | | 07/28/2015 | 816,358.32 | |
| 31419AY35 | 164024025 | FNMA POOL AE0729 | | | 4 | THE INDEPENDENT BANKERSBANK | 01/01/2026 | 305 | 2,100,000.00 | | | 07/28/2015 | 4,382,736.79 | |
| TIB | | | | | | | | | 907,886.41 | | | 05/22/2012 | 4,380,191.83 | |
| TIB | | | | | | | | | | | | | 969,112.49 | |
| TIB | | | | | | | | | | | | | 968,887.41 | |
| TOTAL FOR PLEDGE ID hocke | | | | | | | | | | | | | | |
| Pledged: 16 Orig Face: 55,193,260.00 Current Face: 34,758,602.16 Market: 36,284,926.03 Book: 36,476,800.95 | | | | | | | | | | | | | | |

The information contained herein, while believed to be reliable, is not guaranteed.
 For assistance please contact TIB Investment Portfolio (866) 308-4842.



TREASURER'S JULY 2015 FINANCIAL REPORT

**HOCKLEY COUNTY Mallet Event Center and Arena
\$14,515,000 - Bond Issue - 10 Year Repayment
Fund 065, Series 2009 3.04%**

| FYE | Previous Balance Outstanding | Principal Payment Due | Interest Payment Due | Current Balance Outstanding |
|-------------|-------------------------------------|------------------------------|-----------------------------|------------------------------------|
| 2010 | \$17,636,079.00 | \$1,185,000.00 | \$312,878.88 | |
| PD | | | | \$15,871,600.00 |
| 2011 | \$15,871,600.00 | \$1,255,000.00 | \$508,100.00 | |
| PD | | | | \$14,108,500.00 |
| 2012 | \$14,108,500.00 | \$1,305,000.00 | \$456,900.00 | |
| PD | | | | \$12,346,600.00 |
| 2013 | \$12,346,600.00 | \$1,360,000.00 | \$403,600.00 | |
| PD | | | | \$10,583,000.00 |
| 2014 | \$10,583,000.00 | \$1,415,000.00 | \$348,100.00 | |
| PD | | | | \$8,819,900.00 |
| 2015 | \$8,819,900.00 | \$1,475,000.00 | \$290,300.00 | |
| | | | | \$7,054,600.00 |
| 2016 | \$7,054,600.00 | \$1,535,000.00 | \$230,100.00 | |
| | | | | \$5,289,500.00 |
| 2017 | \$5,289,500.00 | \$1,595,000.00 | \$167,500.00 | |
| | | | | \$3,527,000.00 |
| 2018 | \$3,527,000.00 | \$1,660,000.00 | \$102,400.00 | |
| | | | | \$1,764,600.00 |
| 2019 | \$1,764,600.00 | \$1,730,000.00 | \$34,600.00 | |
| | | | | \$0.00 |

*Principal Payments Due Annually
**Interest Payments are Due Semi-annually

Treasurer's Financial Report

Prepared by Denise Bohannon, Hockley County Treasurer

| Certificates of Deposit | | | | | | | | | | |
|-------------------------|---------------|----------------------|-----|------------------|---------------|---------------|---------------|-------------------------|----------------|--|
| | Purchase Date | Account | Bk | Beginning Amount | Maturity Date | Interest Rate | Interest Paid | Month's Interest Earned | Current Bal | |
| *NOV | 11/28/2011 | 060-I&S Hosp. Bd. | Aim | \$36,481.21 | 11/28/2015 | 0.55% | Monthly | \$16.97 | \$37,560.27 | |
| *AUG | 2/19/2014 | 011-AdValorem Excess | Aim | 3,000,000.00 | 8/19/2015 | 0.75% | Monthly | \$1,867.83 | \$3,031,905.18 | |