

TREASURER'S 2015 4th QUARTER REPORT

THE STATE OF TEXAS
COUNTY OF HOCKLEY
AFFIDAVIT

The Treasurer's Monthly Report includes, but is not limited to, money received and disbursed; debts due to (if known) and owed By the county; and all other proceedings in the treasurer's office that pertain to the Financial Standing of Hockley County. {LGC 114.026(a)(b)}

The Treasurer's Books and the Auditor's General Ledger agree. The Bank Statements have been reconciled; any adjustments Have been noted.

The affidavit must state the amount of the cash and other assets that are in the custody of the county treasurer at the time of The examination. {LGC 114.026 (d)} **\$19,867,903.13 Quarter Ending Balance**

Any interest earned that is posted by financial institutions to our accounts on the last business day of the month is included In the combined statement of receipts and disbursements. **\$26,414.64 Quarter Interest Earned**

The Treasurer's Monthly Report has been submitted and the Bank Reconciliation is pending review by Auditor. {LGC 114.026(b)}

All investments are in compliance with both the Public Funds Investment Act and the Hockley County Investment Policy. The investment strategy is passive, which maintains a liquid cash flow and safety of the investment as priority. {LGC 2256.023}

Therefore, Denise Bohannon, County Treasurer of Hockley County, Texas, who being fully sworn, upon oath says that the within And foregoing report is true and correct to the best of her knowledge.

Filed with accompanying vouchers this the 8 day of Apr, 2014



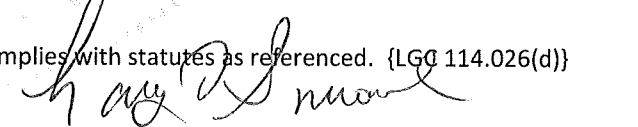
Denise Bohannon, Treasurer, Hockley County

Commissioners' Court having reviewed the Treasurer's Report as presented, having taken reasonable steps to ensure its accuracy and based upon presentations of the Treasurer's Office approve the report, subject to the independent auditor's Review and request that it be filed with the official minutes of this meeting. {LGC 114.026(c)}


In addition, the below signatures affirm that the Treasurer's Report complies with statutes as referenced. {LGC 114.026(d)}




Linda Barnette, Auditor, Hockley County / Date



Larry Sprowls, County Judge



Curtis Thrash, Comm. Pct. #1



Larry Carter, Comm. Pct. #2




Whitey Barnett, Comm. Pct. #3



Tommy Clevenger, Comm. Pct. #4

Sworn to & Subscribed to Before Me, by the County Treasurer, the Auditor & Commissioners Court on this 11th day of April 2015.



Irene Gumula, County Clerk

Treasurer's Financial Report
Prepared by Denise Bohannon, Hockley County Treasurer

SECTION 1 – Cash Flow

Pages 1-5 Combined Statement of Cash Receipts and Disbursements
Includes Interest and Bank Service Charge

Page 6 Bank Collateral
Pledged Securities the Banks have pledged on behalf of Hockley County

Page 7 Bond Indebtedness – Mallet Event Center

Page 8 Certificates of Deposit

SECTION 2 – Investments Long Term

Per the Public Funds Investment Act and the Hockley County Investment Policies, the Investments Report is required on a Quarterly Basis. However, in an effort to keep the Commissioners' Court informed *available* Information is provided on a Monthly basis.

All investments are in compliance with both the Public Funds Investment Act and the Hockley County Investment Policy. The investment strategy is passive, which maintains a liquid cash flow and safety of The investment as priorities. {GC 2256.023}

Investments – Funds are not immediately available – must wait until maturity

DATE 04/08/2016 13:31

COMBINED STATEMENT OF CASH RECEIPTS AND DISBURSEMENTS FROM OCTOBER

TO DECEMBER

GET103 PAGE

ACCOUNT NAME	BEGINNING CASH BALANCE	CASH RECEIPTS	CASH DISBURSEMENTS	ENDING CASH BALANCE
GRAND TOTALS	19,048,604.95	15,442,597.84	14,623,299.66-	19,867,903.13

ACCOUNT NAME	BEGINNING CASH BALANCE	CASH RECEIPTS	CASH DISBURSEMENTS	ENDING CASH BALANCE
2015 083 CA THEFT OF SERVICE CASH	4,550.89	1,770.82	1,702.00-	4,619.71
FUND TOTALS	4,550.89	1,770.82	1,702.00-	4,619.71
2015 084 SHERIFF WORK RELEASE PROGRAM CASH	1,867.79	2.34	.00	1,870.13
FUND TOTALS	1,867.79	2.34	.00	1,870.13
2015 085 HOCKLEY CO GRANTS FUND CASH	8,824.98	229,712.74	227,713.91-	10,823.81
FUND TOTALS	8,824.98	229,712.74	227,713.91-	10,823.81
2015 087 HC JUVENILE PROBATION FEES CASH/AIM	13,125.24	301.79	.00	13,427.03
FUND TOTALS	13,125.24	301.79	.00	13,427.03
2015 088 PAYROLL CLEARING ACCOUNT CASH/ASB	1,441.66	1,019,818.35	1,019,781.91-	1,478.10
FUND TOTALS	1,441.66	1,019,818.35	1,019,781.91-	1,478.10
2015 089 SEIZURE PROCEEDS FUND CASH/ASB	44,932.35	790.01	18,475.41-	27,246.95
FUND TOTALS	44,932.35	790.01	18,475.41-	27,246.95
2016 090 JUVENILE PROBATION FUND CASH/AIM	4,215.80	88,993.69	50,338.46-	42,871.03
ACCOUNTS RECEIVABLE	97.75-	.00	.00	97.75-
FUND TOTALS	4,118.05	88,993.69	50,338.46-	42,773.28
2015 091 JUVENILE PROBATION RESTITUTION CASH	11,026.88	13.88	.00	11,040.76
FUND TOTALS	11,026.88	13.88	.00	11,040.76
2016 092 HOCKLEY COUNTY COMMUNITY SUPER CASH/ASB	95,318.52	95,354.96	97,449.73-	93,223.75
FUND TOTALS	95,318.52	95,354.96	97,449.73-	93,223.75
2015 093 HOCKLEY COUNTY MEDICAL FUND CASH/ASB	8,097.05	1,060.01	1,436.89-	7,720.17
FUND TOTALS	8,097.05	1,060.01	1,436.89-	7,720.17
2015 094 COUNTY ATTORNEY RESTITUTION CASH/ASB	16,756.00	1,859.01	390.78-	18,224.23
FUND TOTALS	16,756.00	1,859.01	390.78-	18,224.23
2015 095 D A RESTITUTION FUND CASH/ASB	4,332.22	57.44	.00	4,389.66
FUND TOTALS	4,332.22	57.44	.00	4,389.66
2015 096 CA/DA PRE-TRIAL DIVERSION FUND CASH	84,675.28	4,877.03	.00	89,552.31
FUND TOTALS	84,675.28	4,877.03	.00	89,552.31
2015 098 CLEARING FUND CASH	320,976.80-	3,957,547.88	3,636,571.01-	.07
FUND TOTALS	320,976.80-	3,957,547.88	3,636,571.01-	.07

ACCOUNT NAME	BEGINNING CASH BALANCE	CASH RECEIPTS	CASH DISBURSEMENTS	ENDING CASH BALANCE
2015 054 JUSTICE OF PEACE #4	497.95	3,149.40	2,798.60	848.75
CASH	497.95	3,149.40	2,798.60	848.75
FUND TOTALS	497.95	3,149.40	2,798.60	848.75
2015 055 JUSTICE OF PEACE #5	10,511.19	50,441.36	49,607.76	11,344.79
CASH	10,511.19	50,441.36	49,607.76	11,344.79
FUND TOTALS	10,511.19	50,441.36	49,607.76	11,344.79
2015 056 SHERIFF FEE ACCOUNT	1.50	.00	.00	1.50
CASH	1.50	.00	.00	1.50
FUND TOTALS	1.50	.00	.00	1.50
2015 057 SO TRAINING DONATIONS FUND	2,011.02	2.52	.00	2,013.54
CASH/ASB	2,011.02	2.52	.00	2,013.54
FUND TOTALS	2,011.02	2.52	.00	2,013.54
2015 060 I&S FUND: '88 HOSPITAL BOND	37,595.37	50.03	.00	37,645.40
CASH/ASB	37,595.37	50.03	.00	37,645.40
TODA - CD BALANCE	.00	.00	.00	.00
FUND TOTALS	37,595.37	50.03	.00	37,645.40
2015 065 MPEC INTEREST & SINKING FUND	.00	27,355.40	27,355.40	.00
CASH	.00	27,355.40	27,355.40	.00
BUSINESS ELITE SAVINGS ACCT	288,938.38	428,783.90	3,500.00	714,222.28
TPOA - INVESTMENT BALANCE	.00	.00	.00	.00
FUND TOTALS	288,938.38	456,139.30	30,855.40	714,222.28
2015 070 PERMANENT IMPROVEMENT FUND	1,936,247.50	2,110.77	548,410.05	1,389,948.22
CASH/ASB	1,936,247.50	2,110.77	548,410.05	1,389,948.22
FUND TOTALS	1,936,247.50	2,110.77	548,410.05	1,389,948.22
2015 071 HOCKLEY CO ROAD BOND FUND	21,247.57	26.78	.00	21,274.35
CASH/AIM	21,247.57	26.78	.00	21,274.35
TPOA/ASB	.00	.00	.00	.00
FUND TOTALS	21,247.57	26.78	.00	21,274.35
2015 072 MALLETT OPERATING FUND	423,960.71	135,768.26	180,239.86	379,489.11
CASH/AIM	423,960.71	135,768.26	180,239.86	379,489.11
FUND TOTALS	423,960.71	135,768.26	180,239.86	379,489.11
2015 079 DA FEDERAL FORFEITED FUNDS	46,533.42	58.55	207.72	46,384.25
CASH	46,533.42	58.55	207.72	46,384.25
FUND TOTALS	46,533.42	58.55	207.72	46,384.25
2015 080 FM & LR FUND	4,499.43	5.65	.00	4,505.08
CASH/AIM	4,499.43	5.65	.00	4,505.08
FUND TOTALS	4,499.43	5.65	.00	4,505.08
2015 081 DA TRUST ACCOUNT	13,341.97	642.50	.00	13,984.47
CASH/AIM	13,341.97	642.50	.00	13,984.47
FUND TOTALS	13,341.97	642.50	.00	13,984.47
2015 082 DA FORFEITURE FUND	12,043.23	5,780.23	422.53	17,400.93
CASH	12,043.23	5,780.23	422.53	17,400.93
FUND TOTALS	12,043.23	5,780.23	422.53	17,400.93

ACCOUNT NAME	BEGINNING CASH BALANCE	CASH RECEIPTS	CASH DISBURSEMENTS	ENDING CASH BALANCE
2015 030 LAW LIBRARY FUND	40,186.30	17,305.64	17,601.00	39,890.94
AUDIT CASH ON HAND				
FUND TOTALS	40,186.30	17,305.64	17,601.00	39,890.94
2015 035 LIBRARY FUND	25,907.20	921.81	1,930.95	24,898.06
CASH/AIM	25,907.20	921.81	1,930.95	24,898.06
FUND TOTALS	25,907.20	921.81	1,930.95	24,898.06
2015 039 DISTRICT CLERK PRESERVATION	86,980.82	1,022.42	49,668.07	38,335.17
CASH/AIM	86,980.82	1,022.42	49,668.07	38,335.17
FUND TOTALS	86,980.82	1,022.42	49,668.07	38,335.17
2015 040 COUNTY CLERK PRESERVATION FUND	36,367.32	480.21	.00	36,847.53
CASH/AIM	36,367.32	480.21	.00	36,847.53
FUND TOTALS	36,367.32	480.21	.00	36,847.53
2015 041 RECORDS MANAGEMENT OFFICER	165,409.51	10,498.21	92,922.00	82,985.72
CASH/AIM	165,409.51	10,498.21	92,922.00	82,985.72
TDOA - CD BALANCE - ASB	.00	.00	.00	.00
FUND TOTALS	165,409.51	10,498.21	92,922.00	82,985.72
2015 042 R&B EXTRA FEE ACCOUNT	11,496.26	1,819.25	1,237.89	12,077.62
CASH/AIM	11,496.26	1,819.25	1,237.89	12,077.62
FUND TOTALS	11,496.26	1,819.25	1,237.89	12,077.62
2015 043 COURTHOUSE SECURITY FUND	217,499.41	47,371.93	.00	264,871.34
CASH/AIM	217,499.41	47,371.93	.00	264,871.34
FUND TOTALS	217,499.41	47,371.93	.00	264,871.34
2015 044 JUSTICE COURT TECHNOLOGY FUND	20,235.00	2,756.13	1,090.00	21,901.13
CASH/AIM	20,235.00	2,756.13	1,090.00	21,901.13
FUND TOTALS	20,235.00	2,756.13	1,090.00	21,901.13
2015 045 SHERIFF CASH BOND ACCOUNT	53,065.75	1,806.52	2,076.07	52,796.20
CASH	53,065.75	1,806.52	2,076.07	52,796.20
FUND TOTALS	53,065.75	1,806.52	2,076.07	52,796.20
2015 046 COUNTY CLERK CASH BOND ACCT	67,910.42	7,500.00	3,500.00	71,910.42
CASH	67,910.42	7,500.00	3,500.00	71,910.42
FUND TOTALS	67,910.42	7,500.00	3,500.00	71,910.42
2015 047 JPS CASH BOND ACCOUNT	61,435.02	1,000.00	1,000.00	61,435.02
CASH	61,435.02	1,000.00	1,000.00	61,435.02
FUND TOTALS	61,435.02	1,000.00	1,000.00	61,435.02
2015 048 COUNTY CLERK	8,434.71	.00	1,100.00	7,334.71
CASH	8,434.71	.00	1,100.00	7,334.71
FUND TOTALS	8,434.71	.00	1,100.00	7,334.71
2015 051 JUSTICE OF PEACE #1	28,661.40	88,576.78	91,009.48	26,228.70
CASH	28,661.40	88,576.78	91,009.48	26,228.70
FUND TOTALS	28,661.40	88,576.78	91,009.48	26,228.70
2015 052 JUSTICE OF PEACE #2	3,182.82	4,860.03	6,472.55	1,570.30
CASH	3,182.82	4,860.03	6,472.55	1,570.30
FUND TOTALS	3,182.82	4,860.03	6,472.55	1,570.30
2015 052 JUSTICE OF PEACE #2	2,265.36	3,454.00	5,143.60	575.76
CASH	2,265.36	3,454.00	5,143.60	575.76

ACCOUNT NAME	BEGINNING CASH BALANCE	CASH RECEIPTS	CASH DISBURSEMENTS	ENDING CASH BALANCE
2015 010 GENERAL FUND	4,727,613.86	4,720,697.20	1,602,065.99	7,846,245.07
CASH/ATM	.00	.00	.00	.00
AUDIT CASH ON HAND	.00	.00	.00	.00
TDOA/CD/ASB	4,727,613.86	4,720,697.20	1,602,065.99	7,846,245.07
FUND TOTALS				
2015 011 AD VALOREM TAX ACCOUNT	88,544.06	111.64	.00	88,655.70
CASH/ATM	4,266,063.61	3,026,012.82	4,504,311.00	2,787,765.43
CASH/TO AD VAL EXCESS	.00	.00	.00	.00
CASH/BE SAVINGS	3,035,768.97	5,680.01	.00	3,041,448.98
TDOA - CD/ATM BANK	.00	.00	.00	.00
TDOA - CD/PLAF	7,390,376.64	3,031,804.47	4,504,311.00	5,917,870.11
FUND TOTALS				
2015 012 OFFICERS SALARY FUND	1,152,253.67	916,913.97	1,216,740.22	852,427.42
CASH/ATM	.00	.00	.00	.00
AUDIT CASH ON HAND	1,152,253.67	916,913.97	1,216,740.22	852,427.42
FUND TOTALS				
2015 013 AUTO REGISTRATION FUND	105,619.81	133.19	.00	105,753.00
CASH/ATM	105,619.81	133.19	.00	105,753.00
FUND TOTALS				
2015 014 INDIGENT HEALTH CARE FUND	16,843.31	100,119.04	40,112.61	76,849.74
CASH/ATM	16,843.31	100,119.04	40,112.61	76,849.74
FUND TOTALS				
2015 016 HOCKLEY COUNTY: IROSE FUND	22,428.61	27.93	790.00	21,666.54
CASH/ATM	22,428.61	27.93	790.00	21,666.54
AUDIT CASH ON HAND				
FUND TOTALS				
2015 021 ROAD & BRIDGE #1	318,189.85	9,434.17	95,272.37	232,351.65
CASH/ATM	.00	.00	.00	.00
AUDIT CASH ON HAND	318,189.85	9,434.17	95,272.37	232,351.65
FUND TOTALS				
2015 022 ROAD & BRIDGE #2	392,456.58	13,436.27	272,455.38	133,439.47
CASH/ATM	20,728.95	8,602.84	.00	29,332.79
CASH/LAT1 ATM	413,188.53	22,039.11	272,455.38	162,772.26
FUND TOTALS				
2015 023 ROAD & BRIDGE #3	415,688.83	132,786.48	198,929.11	349,547.20
CASH/ATM	82,197.71	8,602.84	.00	90,800.55
CASH/LATRD2/ATM	497,887.54	141,389.32	198,929.11	440,347.75
FUND TOTALS				
2015 024 ROAD & BRIDGE #4	438,203.73	223,811.85	309,424.78	352,590.80
CASH/ASB	35,284.65	8,602.84	.00	43,887.49
CASH/LATRD3	473,488.38	232,414.69	309,424.78	396,478.29
FUND TOTALS				
2015 025 ROAD & BRIDGE #5	306,326.85	13,313.68	242,044.57	77,595.96
CASH/ASB	19,831.25	8,602.84	.00	28,434.09
CASH/LATRD4	326,158.10	21,916.52	242,044.57	106,030.05
FUND TOTALS				
2015 025 ROAD & BRIDGE #5	40,186.30	17,305.64	17,601.00	39,890.94
CASH/ATM				

Investment Portfolio Pledged Securities
 AIM BANK
 LITTLEFIELD, TX

InTrader (pledged)
 Last : 11/30/2015
 As-of: 12/31/2015
 2AIM 1018373

Sec ID Loc	Ticket	Security Description Line 1 Security Description Line 2	Safekeeping Agent Rate	Maturity	Grp	Original Face S & P Par/Curr Face Moody	Priced Pledged	Book Value Market Value
PLEGGED TO: hockc								
3128LLV86		*HOCKLEY COUNTY FHLMC #2B0639 ARM	THE INDEPENDENT BANKERSBANK			2,000,000.00	12/28/2015	909,389.01
TIB	213001965		2.302	06/01/2042	305	868,575.86	01/30/2013	899,012.70
3128MMSZ7		FHLMC GOLD G18535	THE INDEPENDENT BANKERSBANK			4,800,000.00	12/28/2015	4,357,163.51
TIB	164040305		3.5	12/01/2029	305	4,122,228.58	03/25/2015	4,320,344.49
3138E4YC9		FNMA #AK0706	THE INDEPENDENT BANKERSBANK			2,222,500.00	12/28/2015	959,097.81
TIB	164028308		3.5	02/01/2027	305	901,498.05	04/03/2013	946,168.14
3138E4YC9		FNMA #AK0706	THE INDEPENDENT BANKERSBANK			3,250,000.00	12/28/2015	1,402,142.04
TIB	164028413		3.5	02/01/2027	305	1,318,276.12	01/30/2013	1,383,597.97
3138EGSH8		FNMA #AL0519	THE INDEPENDENT BANKERSBANK			2,500,000.00	12/28/2015	1,119,601.30
TIB	164024507		4	03/01/2026	305	1,043,686.48	05/22/2012	1,110,499.29
3138EJNE4		FNMA #AL2188 ARM	THE INDEPENDENT BANKERSBANK			2,900,000.00	12/28/2015	1,228,920.20
TIB	164027988		2.35	06/01/2042	305	1,188,981.65	01/30/2013	1,222,098.35
31418AF78		FNMA #MA1089	THE INDEPENDENT BANKERSBANK			2,850,000.00	12/28/2015	1,671,593.24
TIB	164027935		4	06/01/2032	305	1,543,894.62	01/30/2013	1,649,305.35
31418AH78		FNMA #MA1163	THE INDEPENDENT BANKERSBANK			4,000,000.00	12/28/2015	1,924,122.09
TIB	164029358		3	08/01/2022	305	1,830,897.96	01/30/2013	1,889,183.10
31418AJ33		FNMA #MA1181	THE INDEPENDENT BANKERSBANK			4,950,000.00	12/28/2015	2,464,285.20
TIB	164029593		3	09/01/2022	305	2,342,733.38	01/30/2013	2,417,312.91
31418AK80		FNMA #MA1218	THE INDEPENDENT BANKERSBANK			3,950,000.00	12/28/2015	2,042,159.17
TIB	164029389		3	10/01/2022	305	1,941,651.22	01/30/2013	2,003,570.87
31418ATJ7		FNMA #MA1452	THE INDEPENDENT BANKERSBANK			1,270,760.00	12/28/2015	717,345.87
TIB	219000475		3	05/01/2023	305	695,746.86	03/05/2014	718,066.24
31418BC61		FNMA #MA1892	THE INDEPENDENT BANKERSBANK			5,300,000.00	12/28/2015	3,970,737.18
TIB	164038302		3	05/01/2024	305	3,825,909.89	01/05/2015	3,956,038.92
31418AY35		FNMA POOL AE0729	THE INDEPENDENT BANKERSBANK			2,100,000.00	12/28/2015	869,383.55
TIB	164024025		4	01/01/2026	305	815,557.64	05/22/2012	864,743.73
TOTAL FOR PLEDGE ID hockc								
		Pledged: 13	Orig Face: 42,093,260.00	Current Face: 22,419,638.31	Market: 23,379,952.06	Book: 23,635,920.17		



TREASURER'S 2015 4th QUARTER REPORT

**HOCKLEY COUNTY Mallet Event Center and Arena
\$14,515,000 - Bond Issue - 10 Year Repayment
Fund 065, Series 2009 3.04%**

FYE	Previous Balance Outstanding	Principal Payment Due	Interest Payment Due	Current Balance Outstanding
2010	\$17,636,079.00	\$1,185,000.00	\$312,878.88	
PD				\$15,871,600.00
2011	\$15,871,600.00	\$1,255,000.00	\$508,100.00	
PD				\$14,108,500.00
2012	\$14,108,500.00	\$1,305,000.00	\$456,900.00	
PD				\$12,346,600.00
2013	\$12,346,600.00	\$1,360,000.00	\$403,600.00	
PD				\$10,583,000.00
2014	\$10,583,000.00	\$1,415,000.00	\$348,100.00	
PD				\$8,819,900.00
2015	\$8,819,900.00	\$1,475,000.00	\$290,300.00	
PD				\$7,054,600.00
2016	\$7,054,600.00	\$1,535,000.00	\$230,100.00	
				\$5,289,500.00
2017	\$5,289,500.00	\$1,595,000.00	\$167,500.00	
				\$3,527,000.00
2018	\$3,527,000.00	\$1,660,000.00	\$102,400.00	
				\$1,764,600.00
2019	\$1,764,600.00	\$1,730,000.00	\$34,600.00	
				\$0.00

*Principal Payments Due Annually
**Interest Payments are Due Semi-annually

Treasurer's Financial Report
 Prepared by Denise Bohannon, Hockley County Treasurer

Certificates of Deposit

	Purchase Date	Account	Bk	Beginning Amount	Maturity Date	Interest Rate	Interest Paid	Months' Interest Earned	Current Bal
*NOV	11/28/2011	060-1&S Hosp. Bd.	Aim	\$36,481.21	11/28/2016	0.50%	Monthly	\$49.02	\$37,645.40
*AUG	2/19/2014	011-AdValorem Excess	Aim	3,000,000.00	8/19/2016	0.75%	Monthly	\$5,680.01	\$3,041,448.98