

TREASURER'S S FEB 2015 FINANCIAL REPORT

THE STATE OF TEXAS  
COUNTY OF HOCKLEY  
AFFIDAVIT

The Treasurer's Monthly Report includes, but is not limited to, money received and disbursed; debts due to (if known) and owed By the county; and all other proceedings in the treasurer's office that pertain to the Financial Standing of Hockley County. {LGC 114.026(a)(b)}

The Treasurer's Books and the Auditor's General Ledger agree. The Bank Statements have been reconciled; any adjustments Have been noted.

The affidavit must state the amount of the cash and other assets that are in the custody of the county treasurer at the time of The examination. {LGC 114.026 (d)} **\$25,650,089.26 Month Ending Balance**

Any interest earned that is posted by financial institutions to our accounts on the last business day of the month is included In the combined statement of receipts and disbursements. **\$14,797.54 Month's Interest Earned**

The Treasurer's Monthly Report has been submitted and the Bank Reconciliation is pending review by Auditor. {LGC 114.026(b)}

All investments are in compliance with both the Public Funds Investment Act and the Hockley County Investment Policy. The investment strategy is passive, which maintains a liquid cash flow and safety of the investment as priority. {LGC 2256.023}

Therefore, Denise Bohannon, County Treasurer of Hockley County, Texas, who being fully sworn, upon oath says that the within And foregoing report is true and correct to the best of her knowledge.

Filed with accompanying vouchers this the 1 day of Jun, 2015


  
\_\_\_\_\_  
Denise Bohannon, Treasurer, Hockley County


Commissioners' Court having reviewed the Treasurer's Report as presented, having taken reasonable steps to ensure its accuracy and based upon presentations of the Treasurer's Office approve the report, subject to the independent auditor's Review and request that it be filed with the official minutes of this meeting. {LGC 114.026(c)}


In addition, the below signatures affirm that the Treasurer's Report complies with statutes as referenced. {LGC 114.026(d)}


  
\_\_\_\_\_  
Linda Barnette, Auditor, Hockley County / Date

absent  
\_\_\_\_\_  
Larry Sprowls, County Judge

  
\_\_\_\_\_  
Curtis Thrash, Comm. Pct. #1

  
\_\_\_\_\_  
Larry Carter, Comm. Pct. #2

  
\_\_\_\_\_  
Whitey Barnett, Comm. Pct. #3

  
\_\_\_\_\_  
Tommy Clevenger, Comm. Pct. #4

Sworn to & Subscribed to Before Me, by the County Treasurer, the Auditor & Commissioners Court on this 1st day of June 2015.

  
\_\_\_\_\_  
Irene Gumula, County Clerk

**Treasurer's Financial Report**  
*Prepared by Denise Bohannon, Hockley County Treasurer*

**SECTION 1 – Cash Flow**

**Pages 1-5** Combined Statement of Cash Receipts and Disbursements  
Includes Interest and Bank Service Charge

**Pages 6** Bank Collateral  
Pledged Securities the Banks have pledged on behalf of Hockley County

**Page 7** Bond Indebtedness – Mallet Event Center

**Page 8** Certificates of Deposit

**SECTION 2 – Investments Long Term**

Per the Public Funds Investment Act and the Hockley County Investment Policies, the Investments Report is required on a Quarterly Basis. However, in an effort to keep the Commissioners' Court informed *available* Information is provided on a Monthly basis.

All investments are in compliance with both the Public Funds Investment Act and the Hockley County Investment Policy. The investment strategy is passive, which maintains a liquid cash flow and safety of The investment as priorities. {GC 2256.023}

---

Investments – Funds are not immediately available – must wait until maturity

ACCOUNT NAME	BEGINNING CASH BALANCE	CASH RECEIPTS	CASH DISBURSEMENTS	ENDING CASH BALANCE
GRAND TOTALS	<u>21,248,110.72</u>	<u>16,868,382.05</u>	<u>12,466,403.51 -</u>	<u>25,650,089.26</u>

ACCOUNT NAME	BEGINNING CASH BALANCE	CASH RECEIPTS	CASH DISBURSEMENTS	ENDING CASH BALANCE
2015 083 CA THEFT OF SERVICE CASH FUND TOTALS	4,574.40 4,574.40	353.88 353.88	424.71 424.71	4,503.57 4,503.57
2015 084 SHERIFF WORK RELEASE PROGRAM CASH FUND TOTALS	1,858.41 1,858.41	1.44 1.44	.00 .00	1,859.85 1,859.85
2015 085 HOCKLEY CO GRANTS FUND CASH FUND TOTALS	10,534.36 10,534.36	8.23 8.23	.00 .00	10,542.59 10,542.59
2015 087 HC JUVENILE PROBATION FEES CASH/AIM FUND TOTALS	11,709.33 11,709.33	9.14 9.14	.00 .00	11,718.47 11,718.47
2015 088 PAYROLL CLEARING ACCOUNT CASH/ASB FUND TOTALS	1,301.24 1,301.24	285,655.95 285,655.95	285,635.65 285,635.65	1,321.54 1,321.54
2015 089 SEIZURE PROCEEDS FUND CASH/ASB FUND TOTALS	37,778.53 37,778.53	29.52 29.52	.00 .00	37,808.05 37,808.05
2015 090 JUVENILE PROBATION FUND CASH/AIM ACCOUNTS RECEIVABLE FUND TOTALS	37,869.42 97.75 37,771.67	18,380.66 .00 18,380.66	16,954.32 .00 16,954.32	39,295.76 97.75 39,198.01
2015 091 JUVENILE PROBATION RESTITUTION CASH FUND TOTALS	10,967.93 10,967.93	8.57 8.57	.00 .00	10,976.50 10,976.50
2015 092 HOCKLEY COUNTY COMMUNITY SUPER CASH/ASB FUND TOTALS	70,830.11 70,830.11	23,386.56 23,386.56	29,921.93 29,921.93	64,294.74 64,294.74
2015 093 HOCKLEY COUNTY MEDICAL FUND CASH/ASB FUND TOTALS	8,972.51 8,972.51	7.01 7.01	.00 .00	8,979.52 8,979.52
2015 094 COUNTY ATTORNEY RESTITUTION CASH/ASB FUND TOTALS	13,502.90 13,502.90	454.76 454.76	180.51 180.51	13,777.15 13,777.15
2015 095 D A RESTITUTION FUND CASH/ASB FUND TOTALS	4,070.11 4,070.11	25.19 25.19	.00 .00	4,095.30 4,095.30
2015 096 CA/DA PRE-TRIAL DIVERSION FUND CASH FUND TOTALS	67,254.21 67,254.21	2,613.84 2,613.84	.00 .00	69,868.05 69,868.05
2015 098 CLEARING FUND CASH FUND TOTALS	.07 .07	1,107,151.86 1,107,151.86	1,107,151.86 1,107,151.86	.07 .07

ACCOUNT NAME	BEGINNING CASH BALANCE	CASH RECEIPTS	CASH DISBURSEMENTS	ENDING CASH BALANCE
2015 054 JUSTICE OF PEACE #4	975.85	751.80	1,380.10-	347.55
CASH				
FUND TOTALS	975.85	751.80	1,380.10-	347.55
2015 055 JUSTICE OF PEACE #5	16,832.24	44,089.15	19,793.14-	41,128.25
CASH				
FUND TOTALS	16,832.24	44,089.15	19,793.14-	41,128.25
2015 056 SHERIFF FEE ACCOUNT	1.50	.00	.00	1.50
CASH				
FUND TOTALS	1.50	.00	.00	1.50
2015 057 SO TRAINING DONATIONS FUND	2,000.92	1.56	.00	2,002.48
CASH/ASB				
FUND TOTALS	2,000.92	1.56	.00	2,002.48
2015 060 I&S FUND: '88 HOSPITAL BOND	37,457.99	17.50	.00	37,475.49
CASH/ASB				
TODA - CD BALANCE	.00	.00	.00	.00
FUND TOTALS	37,457.99	17.50	.00	37,475.49
2015 065 MPEC INTEREST & SINKING FUND	.00	1,634,900.00	1,634,900.00-	.00
CASH				
BUSINESS ELITE SAVINGS ACCT				
TDOA - INVESTMENT BALANCE				
FUND TOTALS	1,145,901.22	840,145.42	1,634,900.00-	351,146.64
2015 070 PERMANENT IMPROVEMENT FUND	1,293,241.73	969.88	63,278.00-	1,230,933.61
CASH/ASB				
FUND TOTALS	1,293,241.73	969.88	63,278.00-	1,230,933.61
2015 071 HOCKLEY CO ROAD BOND FUND	21,140.23	16.52	.00	21,156.75
CASH/AIM				
TDOA/ASB				
FUND TOTALS	21,140.23	16.52	.00	21,156.75
2015 072 MAILET OPERATING FUND	234,736.89	20,567.23	103,046.54-	152,257.58
CASH/AIM				
FUND TOTALS	234,736.89	20,567.23	103,046.54-	152,257.58
2015 079 DA FEDERAL FORFEITED FUNDS	50,642.81	38.82	69.24-	50,612.39
CASH				
FUND TOTALS	50,642.81	38.82	69.24-	50,612.39
2015 080 FM & LR FUND	4,476.75	3.49	.00	4,480.24
CASH/AIM				
FUND TOTALS	4,476.75	3.49	.00	4,480.24
2015 081 DA TRUST ACCOUNT	12,395.45	6,714.12	6,714.12-	12,395.45
CASH/AIM				
FUND TOTALS	12,395.45	6,714.12	6,714.12-	12,395.45
2015 082 DA FORFEITURE FUND	12,773.48	9.98	.00	12,783.46
CASH				
FUND TOTALS	12,773.48	9.98	.00	12,783.46

ACCOUNT NAME	BEGINNING CASH BALANCE	CASH RECEIPTS	CASH DISBURSEMENTS	ENDING CASH BALANCE
2015 030 LAW LIBRARY FUND	26,835.42	300.95	298.50	26,837.87
AUDIT CASH ON HAND	26,835.42	300.95	298.50	26,837.87
FUND TOTALS	33,483.11	8,965.30	5,789.73	36,658.68
2015 035 LIBRARY FUND	21,002.11	213,173.96	20,610.62	213,565.45
CASH/AIM	21,002.11	213,173.96	20,610.62	213,565.45
FUND TOTALS	21,002.11	213,173.96	20,610.62	213,565.45
2015 039 DISTRICT CLERK PRESERVATION	33,621.31	1,629.97	.00	35,251.28
CASH/AIM	33,621.31	1,629.97	.00	35,251.28
FUND TOTALS	33,621.31	1,629.97	.00	35,251.28
2015 040 COUNTY CLERK PRESERVATION FUND	136,730.04	3,215.40	.00	139,945.44
CASH/AIM	136,730.04	3,215.40	.00	139,945.44
TDOA - CD BALANCE - ASB	.00	.00	.00	.00
FUND TOTALS	136,730.04	3,215.40	.00	139,945.44
2015 041 RECORDS MANAGEMENT OFFICER	8,695.41	954.05	165.37	9,484.09
CASH/AIM	8,695.41	954.05	165.37	9,484.09
FUND TOTALS	8,695.41	954.05	165.37	9,484.09
2015 042 R&B EXTRA FEE ACCOUNT	223,195.48	18,504.78	.00	241,700.26
CASH/ASB	223,195.48	18,504.78	.00	241,700.26
FUND TOTALS	223,195.48	18,504.78	.00	241,700.26
2015 043 COURTHOUSE SECURITY FUND	11,926.39	1,098.04	520.00	12,504.43
CASH/AIM	11,926.39	1,098.04	520.00	12,504.43
FUND TOTALS	11,926.39	1,098.04	520.00	12,504.43
2015 044 JUSTICE COURT TECHNOLOGY FUND	53,604.07	980.28	556.35	54,028.00
CASH	53,604.07	980.28	556.35	54,028.00
FUND TOTALS	53,604.07	980.28	556.35	54,028.00
2015 045 SHERIFF CASH BOND ACCOUNT	57,910.42	.00	.00	57,910.42
CASH	57,910.42	.00	.00	57,910.42
FUND TOTALS	57,910.42	.00	.00	57,910.42
2015 046 COUNTY CLERK CASH BOND ACCT	59,935.02	.00	2,500.00	57,435.02
CASH	59,935.02	.00	2,500.00	57,435.02
FUND TOTALS	59,935.02	.00	2,500.00	57,435.02
2015 047 JPS CASH BOND ACCOUNT	7,434.71	500.00	.00	7,934.71
CASH	7,434.71	500.00	.00	7,934.71
FUND TOTALS	7,434.71	500.00	.00	7,934.71
2015 048 COUNTY CLERK	35,634.20	28,754.11	35,289.20	29,099.11
CASH	35,634.20	28,754.11	35,289.20	29,099.11
FUND TOTALS	35,634.20	28,754.11	35,289.20	29,099.11
2015 051 JUSTICE OF PEACE #1	3,159.10	5,278.80	2,921.10	5,516.80
CASH	3,159.10	5,278.80	2,921.10	5,516.80
FUND TOTALS	3,159.10	5,278.80	2,921.10	5,516.80
2015 052 JUSTICE OF PEACE #2	811.11	3,006.91	895.15	2,922.87
CASH	811.11	3,006.91	895.15	2,922.87

ACCOUNT NAME	BEGINNING CASH BALANCE	CASH RECEIPTS	CASH DISBURSEMENTS	ENDING CASH BALANCE
2015 010 GENERAL FUND				
CASH/AIM	6,745,866.27	163,769.86	234,332.44	6,675,303.69
AUDIT CASH ON HAND	.00	.00	.00	.00
TDOA/CD/ASB	.00	.00	.00	.00
FUND TOTALS	6,745,866.27	163,769.86	234,332.44	6,675,303.69
2015 011 AD VALOREM TAX ACCOUNT				
CASH/AIM	88,102.61	2,211,321.58	2,211,254.00	88,170.19
CASH/TO AD VAL EXCESS	5,179,023.83	5,824,541.33	2,211,254.00	8,792,311.16
CASH/BE SAVINGS	.00	2,211,254.00	2,211,254.00	.00
TDOA - CD/AIM BANK	3,020,653.41	1,924.12	.00	3,022,577.53
TDOA - CD/ PLAT	.00	.00	.00	.00
FUND TOTALS	8,287,779.85	10,249,041.03	6,633,762.00	11,903,058.88
2015 012 OFFICERS SALARY FUND				
CASH/AIM	630,266.28	44,382.28	386,484.22	288,164.34
AUDIT CASH ON HAND	.00	.00	.00	.00
FUND TOTALS	630,266.28	44,382.28	386,484.22	288,164.34
2015 013 AUTO REGISTRATION FUND				
CASH/AIM	98,450.80	130,649.93	.00	229,100.73
FUND TOTALS	98,450.80	130,649.93	.00	229,100.73
2015 014 INDIGENT HEALTH CARE FUND				
CASH/AIM	133,712.29	495.33	12,780.30	121,427.32
FUND TOTALS	133,712.29	495.33	12,780.30	121,427.32
2015 016 HOCKLEY COUNTY: LEOSE FUND				
CASH/AIM	17,756.26	5,736.13	.00	23,492.39
FUND TOTALS	17,756.26	5,736.13	.00	23,492.39
2015 017 JURY FUND				
CASH/AIM	261,458.56	264,332.29	25,976.18	499,814.67
AUDIT CASH ON HAND	.00	.00	.00	.00
FUND TOTALS	261,458.56	264,332.29	25,976.18	499,814.67
2015 021 ROAD & BRIDGE #1				
CASH/AIM	103,170.04	559,217.62	75,695.35	586,692.31
CASH/LAT1 AIM	20,729.95	.00	.00	20,729.95
FUND TOTALS	123,899.99	559,217.62	75,695.35	607,422.26
2015 022 ROAD & BRIDGE #2				
CASH/AIM	192,417.24	559,340.70	44,648.88	707,109.06
CASH/LATRD2/AIM	82,197.71	.00	.00	82,197.71
FUND TOTALS	274,614.95	559,340.70	44,648.88	789,306.77
2015 023 ROAD & BRIDGE #3				
CASH/ASB	323,848.78	559,411.39	38,125.17	845,135.00
CASH/LATRD3	35,284.65	.00	.00	35,284.65
FUND TOTALS	359,133.43	559,411.39	38,125.17	880,419.65
2015 024 ROAD & BRIDGE #4				
CASH/ASB	467,660.05	59,330.86	40,702.83	486,288.08
CASH/LATRD4	19,831.25	.00	.00	19,831.25
FUND TOTALS	487,491.30	59,330.86	40,702.83	506,119.33
2015 025 ROAD & BRIDGE #5				
CASH/AIM	33,483.11	8,965.30	5,789.73	36,658.68

Investment Portfolio Pledged Securities  
 AIM BANK  
 LITTLEFIELD, TX

InTrader (pledged )  
 Last : 01/31/2015  
 As of: 02/28/2015  
 ZAIM 1018373

SecID	Tricker	Security Description Line 1	Rate	Maturity	Original/Face S & P	Priced	Book Value
Loc	Security Description Line 2	Safeguarding Agent	Rate	Maturity	Part/Current Face	Woody	Market Value
PLEDGED TO: hocke	*HOCKLEY COUNTY						
3130A3M92	FHLB CALL AFTER 03/19/15	THE INDEPENDENT BANKERSBANK	1.96	12/19/2019	5,000,000.00	AA+	5,000,000.00
TIB					5,000,000.00	AA+	5,005,700.00
3130A3Q11	FHLB QTRLY CALL	THE INDEPENDENT BANKERSBANK	2.05	12/30/2019	5,000,000.00	AA+	5,000,000.00
TIB					5,000,000.00	AAA	5,008,530.00
3128LLV66	FILMC #2B0639 ARM	THE INDEPENDENT BANKERSBANK	2.31	06/01/2042	2,000,000.00		1,090,425.00
TIB					1,041,195.68		1,090,079.59
3138A45N1	FNMA #AH3552	THE INDEPENDENT BANKERSBANK	3.5	02/01/2026	2,100,000.00		961,490.14
TIB					903,200.79		958,584.09
3138E4YC9	FNMA #AK0706	THE INDEPENDENT BANKERSBANK	3.5	02/01/2027	2,222,500.00		1,268,473.23
TIB					1,190,077.03		1,262,489.19
3138EAYC9	FNMA #AK0706	THE INDEPENDENT BANKERSBANK	3.5	02/01/2027	3,250,000.00		1,854,414.85
TIB					1,740,270.12		1,846,159.67
3138EGSH8	FNMA #AL0519	THE INDEPENDENT BANKERSBANK	4	03/01/2026	2,500,000.00		1,347,346.91
TIB					1,251,867.40		1,342,099.76
3138EJNE4	FNMA #AL2188 ARM	THE INDEPENDENT BANKERSBANK	2.363	06/01/2042	2,900,000.00		1,528,615.96
TIB					1,453,603.16		1,520,582.07
3138ELLU5	FNMA #AL3938	THE INDEPENDENT BANKERSBANK	3.5	07/01/2028	6,000,000.00		4,901,686.98
TIB					4,596,327.18		4,909,287.97
31418A778	FNMA #MA1089	THE INDEPENDENT BANKERSBANK	4	06/01/2032	2,850,000.00		2,004,219.44
TIB					1,848,273.22		1,995,513.23
31418AH76	FNMA #MA1153	THE INDEPENDENT BANKERSBANK	3	08/01/2022	4,000,000.00		2,426,910.38
TIB					2,299,476.28		2,409,125.89
31418AJ33	FNMA #MA1181	THE INDEPENDENT BANKERSBANK	3	09/01/2022	4,950,000.00		3,099,788.46
TIB					2,934,488.01		3,074,417.90
31418AK80	FNMA #MA1218	THE INDEPENDENT BANKERSBANK	3	10/01/2022	3,950,000.00		2,552,945.66
TIB					2,416,964.35		2,532,216.33
31418AJ77	FNMA #MA1452	THE INDEPENDENT BANKERSBANK	3	05/01/2023	1,270,760.00		924,335.34
TIB					887,307.66		930,413.21
31418B061	FNMA #MA1892	THE INDEPENDENT BANKERSBANK	3	05/01/2024	5,300,000.00		4,818,279.45
TIB					4,597,819.54		4,831,505.93
31419AY35	FNMA POOL AEO729	THE INDEPENDENT BANKERSBANK	4	01/01/2026	2,100,000.00		1,074,103.78
TIB					1,004,539.93		1,075,360.21
TOTAL FOR PLEDGE ID hocke	Pledged: 16	Orig Face: 55,393,260.00	Current Face: 38,165,920.35	Market: 39,792,045.04	Book: 39,853,035.58		

The information contained herein, while believed to be reliable, is not guaranteed.  
 For assistance please contact TIB Investment Portfolio (972) 650-6078.

Trusted.



Partner.



TREASURER'S S FEB 2015 FINANCIAL REPORT

**HOCKLEY COUNTY Mallet Event Center and Arena  
\$14,515,000 - Bond Issue - 10 Year Repayment  
Fund 065, Series 2009 3.04%**

FYE	Previous Balance Outstanding	Principal Payment Due	Interest Payment Due	Current Balance Outstanding
2010 PD	\$17,636,079.00	\$1,185,000.00	\$312,878.88	\$15,871,600.00
2011 PD	\$15,871,600.00	\$1,255,000.00	\$508,100.00	\$14,108,500.00
2012 PD	\$14,108,500.00	\$1,305,000.00	\$456,900.00	\$12,346,600.00
2013 PD	\$12,346,600.00	\$1,360,000.00	\$403,600.00	\$10,583,000.00
2014 PD	\$10,583,000.00	\$1,415,000.00	\$348,100.00	\$8,819,900.00
2015	\$8,819,900.00	\$1,475,000.00	\$290,300.00	\$7,054,600.00
2016	\$7,054,600.00	\$1,535,000.00	\$230,100.00	\$5,289,500.00
2017	\$5,289,500.00	\$1,595,000.00	\$167,500.00	\$3,527,000.00
2018	\$3,527,000.00	\$1,660,000.00	\$102,400.00	\$1,764,600.00
2019	\$1,764,600.00	\$1,730,000.00	\$34,600.00	\$0.00

\*Principal Payments Due Annually

\*\*Interest Payments are Due Semi-annually

**Treasurer's Financial Report**  
*Prepared by Denise Bohannon, Hockley County Treasurer*

Certificates of Deposit

	Purchase Date	Account	Bk	Beginning Amount	Maturity Date	Interest Rate	Interest Paid	Month's Interest Earned	Current Bal
*NOV	11/28/2011	060-I&S Hosp. Bd.	Aim	\$36,481.21	11/28/2015	0.55%	Monthly	\$17.50	\$37,475.49
*AUG	2/19/2014	011-Adv/Valorem Excess	Aim	3,000,000.00	8/19/2015	0.75%	Monthly	\$1,924.12	\$3,022,577.53