

TREASURER'S OCT 2012 FINANCIAL REPORT

THE STATE OF TEXAS  
COUNTY OF HOCKLEY  
AFFIDAVIT

The Treasurer's Monthly Report includes, but is not limited to, money received and disbursed; debts due to (if known) and owed by the county; and all other proceedings in the treasurer's office that pertain to the Financial Standing of Hockley County. {LGC 114.026(a)(b)}

The Treasurer's Books and the Auditor's General Ledger agree. The Bank Statements have been reconciled; any adjustments have been noted.

The affidavit must state the amount of the cash and other assets that are in the custody of the county treasurer at the time of the examination. {LGC 114.026 (d)} **\$12,871,392.15 Months Ending Balance**

Any interest earned that is posted by financial institutions to our accounts on the last business day of the month is included in the combined statement of receipts and disbursements with the exception of our Business Savings Accounts. Interest for our Savings Accounts will post the month after each quarter.

The Treasurer's Monthly Report has been submitted and the Bank Reconciliation is pending review by Auditor. {LGC 114.026(b)}

All investments are in compliance with both the Public Funds Investment Act and the Hockley County Investment Policy. The investment strategy is passive, which maintains a liquid cash flow and safety of the investment as priority. {LGC 2256.023}

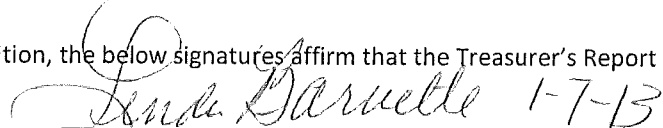
Therefore, Denise Bohannon, County Treasurer of Hockley County, Texas, who being fully sworn, upon oath says that the within and foregoing report is true and correct to the best of her knowledge.


Filed with accompanying vouchers this the 7 day of Jan, 2013.


  
\_\_\_\_\_  
Denise Bohannon, Treasurer, Hockley County


Commissioners' Court having reviewed the Treasurer's Report as presented, having taken reasonable steps to ensure its accuracy and based upon presentations of the Treasurer's Office approve the report, subject to the independent auditor's review and request that it be filed with the official minutes of this meeting. {LGC 114.026(c)}

In addition, the below signatures affirm that the Treasurer's Report complies with statutes as referenced. {LGC 114.026(d)}


  
\_\_\_\_\_  
Linda Barnette, Auditor, Hockley County / Date

  
\_\_\_\_\_  
Larry Sprows, County Judge

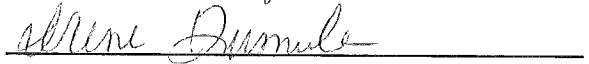
  
\_\_\_\_\_  
Curtis Thrash, Comm. Pct. #1

  
\_\_\_\_\_  
Larry Carter, Comm. Pct. #2

  
\_\_\_\_\_  
Whitey Barnett, Comm. Pct. #3

  
\_\_\_\_\_  
Tommy Clevenger, Comm. Pct. #4

Sworn to & Subscribed to Before Me, by the County Treasurer, the Auditor & Commissioners Court on this 7th day of Jan 2012: 2013

  
\_\_\_\_\_  
Irene Gumula, County Clerk

Treasurer's Monthly Report  
*Prepared by Denise Bohannon, Hockley County Treasurer*

**SECTION 1 – Cash Flow**

**Page 1-5** Combined Statement of Cash Receipts and Disbursements

**Pages 6-7** Bank Collateral  
Pledged Securities the Banks have pledged on behalf of Hockley County

**Page 8** Bond Indebtedness

**Page 9** Certificates of Deposit

**SECTION 2 – Investments Long Term**

Per the Public Funds Investment Act and the Hockley County Investment Policies, the Investments Report is required on a Quarterly Basis. However, in an effort to keep the Commissioners' Court informed *available* information is provided on a Monthly basis.

All investments are in compliance with both the Public Funds Investment Act and the Hockley County Investment Policy. The investment strategy is passive, which maintains a liquid cash flow and safety of the investment as priorities. {GC 2256.023}

---

Investments – Funds are not immediately available – must wait until maturity

ACCOUNT NAME	BEGINNING CASH BALANCE	CASH RECEIPTS	CASH DISBURSEMENTS	ENDING CASH BALANCE
2012 010 GENERAL FUND				
CASH/AIM	748,904.71	1,302,697.19	1,413,543.13	638,058.77
TDOA/CD/ASB	.00	.00	.00	.00
FUND TOTALS	748,904.71	1,302,697.19	1,413,543.13	638,058.77
2012 011 AD VALOREM TAX ACCOUNT				
CASH/AIM	483,668.14	1,865,892.10	2,000,000.00	349,560.24
CASH/TO AD VAL EXCESS	2,622,804.94	25,235.35	1,864,645.69	783,394.60
CERTIFICATE OF DEPOSIT	4,010,130.66	3,295.96	40.00	4,013,386.62
TDOA-CD/AIM	40.00	40.00	.00	.00
TDOA - CD/ ASB	4,034,688.12	2,155.52	.00	4,036,843.64
BUSINESS ELITE SAVINGS ACCOUNT	.00	.00	.00	.00
FUND TOTALS	11,151,251.86	1,896,618.93	3,864,685.69	9,183,185.10
2012 012 OFFICERS SALARY FUND				
CASH/AIM	154,320.99	549,306.50	362,977.51	340,649.98
FUND TOTALS	154,320.99	549,306.50	362,977.51	340,649.98
2012 013 AUTO REGISTRATION FUND				
CASH/AIM	19,370.62	20.03	.00	19,390.65
FUND TOTALS	19,370.62	20.03	.00	19,390.65
2012 014 INDIGENT HEALTH CARE FUND				
CASH/AIM	33,560.00	100,117.83	37,435.68	96,242.15
FUND TOTALS	33,560.00	100,117.83	37,435.68	96,242.15
2012 016 HOCKLEY COUNTY: LEOSE FUND				
CASH/AIM	18,659.73	584.75	250.00	18,994.48
FUND TOTALS	18,659.73	584.75	250.00	18,994.48
2012 017 JURY FUND				
CASH/AIM	67,723.81	2,903.09	21,846.19	48,780.71
FUND TOTALS	67,723.81	2,903.09	21,846.19	48,780.71
2012 021 ROAD & BRIDGE #1				
CASH/AIM	35,750.97	258,869.58	43,539.78	251,080.77
CASH/LAT1 AIM	26,582.00	8,628.12	.00	35,210.12
FUND TOTALS	62,332.97	267,497.70	43,539.78	286,290.89
2012 022 ROAD & BRIDGE #2				
CASH/AIM	65,548.13	258,930.97	44,350.06	280,129.04
CASH/LATRD2/AIM	56,069.76	8,628.12	.00	64,697.88
FUND TOTALS	121,617.89	267,559.09	44,350.06	344,826.92
2012 023 ROAD & BRIDGE #3				
CASH/ASB	118,013.12	158,905.89	39,183.70	237,735.31
CASH/LATRD3	9,156.70	8,628.12	.00	17,784.82
FUND TOTALS	127,169.82	167,534.01	39,183.70	255,520.13
2012 024 ROAD & BRIDGE #4				
CASH/ASB	56,442.80	158,858.94	52,725.75	162,575.99
CASH/LATRD4	33,703.32	8,628.12	.00	42,331.44
FUND TOTALS	90,146.12	167,487.06	52,725.75	204,907.43
2012 025 ROAD & BRIDGE #5				
CASH/AIM	66,542.62	6,209.69	6,120.50	66,631.81

ACCOUNT NAME FUND TOTALS	BEGINNING CASH BALANCE	CASH RECEIPTS	CASH DISBURSEMENTS	ENDING CASH BALANCE
2012 030 LAW LIBRARY FUND				
CASH/AIM	25,480.72	256.51	.00	25,737.23
FUND TOTALS	25,480.72	256.51	.00	25,737.23
2012 035 LIBRARY FUND				
CASH/AIM	16,402.81	54,479.96	17,148.92	53,733.85
FUND TOTALS	16,402.81	54,479.96	17,148.92	53,733.85
2012 039 DISTRICT CLERK PRESERVATION				
CASH/AIM	13,297.00	133.23	.00	13,430.23
FUND TOTALS	13,297.00	133.23	.00	13,430.23
2012 040 COUNTY CLERK PRESERVATION FUND				
CASH/AIM	67,479.75	5,219.39	7,500.24	65,198.90
TDOA - CD BALANCE - ASB	.00	.00	.00	.00
FUND TOTALS	67,479.75	5,219.39	7,500.24	65,198.90
2012 041 RECORDS MANAGEMENT OFFICER				
CASH/AIM	12,745.96	706.07	398.92	13,053.11
FUND TOTALS	12,745.96	706.07	398.92	13,053.11
2012 042 R&B EXTRA FEE ACCOUNT				
CASH/ASB	57,136.55	24,223.82	.00	81,360.37
FUND TOTALS	57,136.55	24,223.82	.00	81,360.37
2012 043 COURTHOUSE SECURITY FUND				
CASH/AIM	41,379.17	1,672.92	1,399.33	41,652.76
FUND TOTALS	41,379.17	1,672.92	1,399.33	41,652.76
2012 044 JUSTICE COURT TECHNOLOGY FUND				
CASH	50,802.93	1,511.86	3,539.71	48,775.08
FUND TOTALS	50,802.93	1,511.86	3,539.71	48,775.08
2012 045 SHERIFF CASH BOND ACCOUNT				
CASH	36,409.42	.00	.00	36,409.42
FUND TOTALS	36,409.42	.00	.00	36,409.42
2012 046 COUNTY CLERK CASH BOND ACCT				
CASH	52,619.02	2,000.00	.00	54,619.02
FUND TOTALS	52,619.02	2,000.00	.00	54,619.02
2012 047 JP5 CASH BOND ACCOUNT				
CASH	1,122.71	.00	.00	1,122.71
FUND TOTALS	1,122.71	.00	.00	1,122.71
2012 048 COUNTY CLERK				
CASH	29,968.89	29,958.81	30,923.69	29,004.01
FUND TOTALS	29,968.89	29,958.81	30,923.69	29,004.01
2012 050 JUSTICE BENEFIT FUND				
CASH	33,863.07	35.02	.00	33,898.09
FUND TOTALS	33,863.07	35.02	.00	33,898.09
2012 051 JUSTICE OF PEACE #1				
CASH	4,589.22	6,126.30	4,150.72	6,564.80

ACCOUNT NAME	BEGINNING CASH BALANCE	CASH RECEIPTS	CASH DISBURSEMENTS	ENDING CASH BALANCE
2012 052 JUSTICE OF PEACE #2				
FUND TOTALS	4,589.22	6,126.30	4,150.72-	6,564.80
CASH	427.76	2,561.30	638.20-	2,350.86
FUND TOTALS	427.76	2,561.30	638.20-	2,350.86
2012 054 JUSTICE OF PEACE #4				
CASH	2,121.95	1,701.80	2,116.00-	1,707.75
FUND TOTALS	2,121.95	1,701.80	2,116.00-	1,707.75
2012 055 JUSTICE OF PEACE #5				
CASH	35,141.37	35,313.65	35,364.60-	35,090.42
FUND TOTALS	35,141.37	35,313.65	35,364.60-	35,090.42
2012 056 SHERIFF FEE ACCOUNT				
CASH	749.17	.77	.00	749.94
FUND TOTALS	749.17	.77	.00	749.94
2012 057 SO TRAINING DONATIONS FUND				
CASH/ASB	1,954.39	2.02	.00	1,956.41
FUND TOTALS	1,954.39	2.02	.00	1,956.41
2012 060 I&S FUND: '88 HOSPITAL BOND				
CASH/AIM	36,787.21	30.24	.00	36,817.45
TODA - CD BALANCE	.00	.00	.00	.00
FUND TOTALS	36,787.21	30.24	.00	36,817.45
2012 065 MPEC INTEREST & SINKING FUND				
CASH	.00	.00	.00	.00
CASH MALLET I&S	231,357.77	3,951.35	3,500.00-	231,809.12
TDOA - INVESTMENT BALANCE	.00	.00	.00	.00
FUND TOTALS	231,357.77	3,951.35	3,500.00-	231,809.12
2012 066 MALLET CONSTRUCTION FUND				
CASH	.00	.00	.00	.00
BUSINESS ELITE SAVINGS ACCT	.00	.00	.00	.00
TDOA - CD	.00	.00	.00	.00
FUND TOTALS	.00	.00	.00	.00
2012 070 PERMANENT IMPROVEMENT FUND				
CASH/ASB	202,541.42	209.51	.00	202,750.93
FUND TOTALS	202,541.42	209.51	.00	202,750.93
2012 071 HOCKLEY CO ROAD BOND FUND				
CASH/AIM	20,646.31	21.35	.00	20,667.66
TDOA/ASB	.00	.00	.00	.00
FUND TOTALS	20,646.31	21.35	.00	20,667.66
2012 072 MALLET OPERATING FUND				
CASH/AIM	109,794.54	30,394.90	40,764.16-	99,425.28
FUND TOTALS	109,794.54	30,394.90	40,764.16-	99,425.28
2012 080 FM & LR FUND				
CASH/AIM	4,372.32	4.52	.00	4,376.84
FUND TOTALS	4,372.32	4.52	.00	4,376.84
2012 081 DA TRUST ACCOUNT				
CASH/AIM	11,025.86	3,646.05	3,811.05-	10,860.86

ACCOUNT NAME	BEGINNING CASH BALANCE	CASH RECEIPTS	CASH DISBURSEMENTS	ENDING CASH BALANCE
2012 082 DA FORFEITURE FUND	11,025.86	3,646.05	3,811.05-	10,860.86
CASH	24,623.81	794.21	275.00-	25,143.02
FUND TOTALS	24,623.81	794.21	275.00-	25,143.02
2012 083 CA THEFT OF SERVICE	4,898.98	1,571.43	2,195.00-	4,275.41
CASH	4,898.98	1,571.43	2,195.00-	4,275.41
FUND TOTALS	4,898.98	1,571.43	2,195.00-	4,275.41
2012 084 SHERIFF WORK RELEASE PROGRAM	1,815.19	1.87	.00	1,817.06
CASH	1,815.19	1.87	.00	1,817.06
FUND TOTALS	1,815.19	1.87	.00	1,817.06
2012 085 HOCKLEY CO GRANTS FUND	16,126.59	14.43	13,051.73-	3,089.29
CASH	16,126.59	14.43	13,051.73-	3,089.29
FUND TOTALS	16,126.59	14.43	13,051.73-	3,089.29
2012 086 JAG GRANT FUND	.00	.00	.00	.00
CASH	.00	.00	.00	.00
FUND TOTALS	.00	.00	.00	.00
2012 087 HC JUVENILE PROBATION FEES	37,835.62	274.29	.00	38,109.91
CASH/AIM	37,835.62	274.29	.00	38,109.91
FUND TOTALS	37,835.62	274.29	.00	38,109.91
2012 088 PAYROLL CLEARING ACCOUNT	964.21	395,041.37	395,022.62-	982.96
CASH/ASB	964.21	395,041.37	395,022.62-	982.96
FUND TOTALS	964.21	395,041.37	395,022.62-	982.96
2012 089 DA SEIZURE PROCEEDS FUND	13,216.81	11.70	3,433.08-	9,795.43
CASH/ASB	13,216.81	11.70	3,433.08-	9,795.43
FUND TOTALS	13,216.81	11.70	3,433.08-	9,795.43
2013 090 JUVENILE PROBATION FUND	41,365.64	17,143.28	16,801.96-	41,706.96
CASH/AIM	41,365.64	17,143.28	16,801.96-	41,706.96
FUND TOTALS	41,365.64	17,143.28	16,801.96-	41,706.96
2012 091 JUVENILE PROBATION RESTITUTION	10,612.00	210.94	200.00-	10,622.94
CASH	10,612.00	210.94	200.00-	10,622.94
FUND TOTALS	10,612.00	210.94	200.00-	10,622.94
2013 092 HOCKLEY COUNTY COMMUNITY SUPER	68,627.25	35,576.67	65,273.14-	38,930.78
CASH/ASB	68,627.25	35,576.67	65,273.14-	38,930.78
FUND TOTALS	68,627.25	35,576.67	65,273.14-	38,930.78
2012 093 HOCKLEY COUNTY MEDICAL FUND	11,474.51	11.55	900.00-	10,586.06
CASH/ASB	11,474.51	11.55	900.00-	10,586.06
FUND TOTALS	11,474.51	11.55	900.00-	10,586.06
2012 094 COUNTY ATTORNEY RESTITUTION	1,838.86	1,240.64	1,967.77-	1,111.73
CASH/ASB	1,838.86	1,240.64	1,967.77-	1,111.73
FUND TOTALS	1,838.86	1,240.64	1,967.77-	1,111.73
2012 095 D A RESTITUTION FUND	2,819.86	6.96	.00	2,826.82
CASH/ASB	2,819.86	6.96	.00	2,826.82
FUND TOTALS	2,819.86	6.96	.00	2,826.82

ACCOUNT NAME	BEGINNING CASH BALANCE	CASH RECEIPTS	CASH DISBURSEMENTS	ENDING CASH BALANCE
2012 096 PRE-TRIAL DIVERSION FUND				
CASH	25,205.42	586.24	.00	25,791.66
FUND TOTALS	25,205.42	586.24	.00	25,791.66
2012 098 CLEARING FUND				
CASH	.00	1,115,634.20	1,115,634.20	.00
FUND TOTALS	.00	1,115,634.20	1,115,634.20	.00
GRAND TOTALS	14,023,243.18	6,500,817.00	7,652,668.03	12,871,392.15

# Pledge Security Listing

October 31, 2012

ID	CUSIP	Description	Safekeeping Location	Safekeeping Receipt	Coupon	Maturity Date	Call Date	Moody	S&P	Fitch	FASB115	Face Amount	Current Par	Current Book Value	Market Value	Gain (Loss)
2532	31417AXG9	FNMA AB4278	FHLB	X	3.00	01/01/2027		AAA	AA+	AAA	HTM	19,964,304	17,427,626.26	17,946,327.00	18,358,261.50	411,934.50
<b>Total for HOCKLEY CTY</b>												<b>17,946,327.00</b>	<b>17,427,626.26</b>	<b>18,358,261.50</b>	<b>411,934.50</b>	

Although the information in this report has been obtained from sources believed to be reliable, its accuracy cannot be guaranteed.



Investment Portfolio Pledged Securities  
 AIM BANK  
 LITTLEFIELD, TX

InTrader (pledged )  
 Last : 09/30/2012  
 As-of: 10/31/2012  
 2AIM 1018373

Sec ID	Security Description Line 1	Safekkeeping Agent	Original Face S & P	Price	Book Value				
Loc	Ticket	Security Description Line 2	Rate	Maturity	Grp	Par/Curr Face Moody	Pledged	Market Value	
PLEGGED TO: hockc *HOCKLEY COUNTY									
3138EGSH8		FNMA #ALD519			THE INDEPENDENT BANKERSBANK	2,500,000.00		10/29/2012	2,230,745.36
TIB	164024507		4	03/01/2026	305	2,056,474.78		05/22/2012	2,246,566.28
31416BHJ0		FNMA #994933			THE INDEPENDENT BANKERSBANK	3,650,000.00		10/29/2012	1,571,244.74
TIB	164006062		5	09/01/2023	305	1,483,595.10		10/18/2010	1,612,850.67
31417YVX2		FNMA #MA0629			THE INDEPENDENT BANKERSBANK	5,000,000.00		10/29/2012	3,354,805.53
TIB	198003370		3.5	01/01/2021	305	3,241,413.35		05/26/2011	3,448,874.21
31418U2M5		FNMA #AD7079			THE INDEPENDENT BANKERSBANK	4,175,000.00		10/29/2012	2,236,861.51
TIB	164019672		4.5	06/01/2025	305	2,109,439.63		05/26/2011	2,278,388.68
31419AY35		FNMA POOL AE0729			THE INDEPENDENT BANKERSBANK	2,100,000.00		10/29/2012	1,752,318.81
TIB	164024025		4	01/01/2026	305	1,626,773.67		05/22/2012	1,772,061.82
31419JQ01		FNMA #AE775B			THE INDEPENDENT BANKERSBANK	3,000,000.00		10/29/2012	2,021,225.42
TIB	161038761		3.5	11/01/2025	305	1,917,990.33		05/22/2012	2,035,343.93
<b>TOTAL FOR PLEDGE ID hockc</b>									
		Pledged: 6	Orig Face: 20,425,000.00		Current Face: 12,435,686.86		Market: 13,394,085.59		Book: 13,167,301.37

Federal Home Loan Letter of Credit

10,000,000  
 33,167,301.37



**HOCKLEY COUNTY Mallet Event Center and Arena**  
**\$14,515,000 - Bond Issue - 10 Year Repayment**  
**Fund 065, Series 2009 3.04%**

<b>FYE</b>	<b>Previous Balance Outstanding</b>	<b>Principal Payment Due</b>	<b>Interest Payment Due</b>	<b>Current Balance Outstanding</b>
<b>2010</b>	\$17,636,079.00	\$1,185,000.00	\$312,878.88	
<b>PAID</b>			\$266,600.00	\$15,871,600.00
<b>2011</b>	\$15,871,600.00	\$1,255,000.00	\$508,100.00	
<b>PAID</b>			\$0.00	\$14,108,500.00
<b>2012</b>	\$14,108,500.00	\$1,305,000.00	\$456,900.00	
<b>PAID</b>				\$12,346,600.00
<b>2013</b>	\$12,346,600.00	\$1,360,000.00	\$403,600.00	
				\$10,583,000.00
<b>2014</b>	\$10,583,000.00	\$1,415,000.00	\$348,100.00	
				\$8,819,900.00
<b>2015</b>	\$8,819,900.00	\$1,475,000.00	\$290,300.00	
				\$7,054,600.00
<b>2016</b>	\$7,054,600.00	\$1,535,000.00	\$230,100.00	
				\$5,289,500.00
<b>2017</b>	\$5,289,500.00	\$1,595,000.00	\$167,500.00	
				\$3,527,000.00
<b>2018</b>	\$3,527,000.00	\$1,660,000.00	\$102,400.00	
				\$1,764,600.00
<b>2019</b>	\$1,764,600.00	\$1,730,000.00	\$34,600.00	
				\$0.00

\*Principal Payments Due Annually

\*\*Interest Payments are Due Semi-annually

### Certificates of Deposit

Purchase Date	Account	Bank	Beginning Amount	Maturity Date	Interest Rate	Interest Paid	Month's Interest Earned	Interest Date
6/23/2011	011-AdValorem	ASB	4,000,000.00	11/23/2012	0.65%	Monthly	2155.52	10/23/2012
11/28/2011	060-I&S Hosp. Bd	AIM	36,481.21	11/28/2012	1.00%	Monthly	30.24	10/28/2012
6/1/2012	011-AdValorem	AIM	4,000,000.00	6/1/2013	1.00%	Monthly	3295.96	10/1/2012