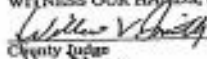






Lipscomb County Cash Position


	March 31, 2017				
	Reg-Cash	Revenue	Acc/Pay	Payroll/TM	End Cash
General Fund	4,188,750.89	81,056.97	(383,508.74)		3,886,299.12
Cost of Deposit	1,018,478.65	892.10			1,019,370.75
Savings Account	1,007,494.73	170.48			1,007,665.21
Shell IT Consultancy	1,469.18	183.08	(492.87)		1,159.39
Insurance Account	105,578.51	60,857.59	(81,325.40)		85,110.70
PreSales	81,436.01	13,821.60	(12,846.40)		82,411.21
PreSales Adm	34,423.87	-	(884.55)		33,539.32
AP Clearing	7.60	100,283.81	(100,255.87)		31.54
Payroll	1.25	281,422.48	(281,421.58)		0.95
	6,324,691.67	687,315.38	(847,888.42)		6,164,118.63

WITNESS OUR HANDS, officially, this 10<sup>th</sup> day of April, 2017:

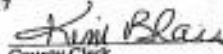
 County Judge  
 Commissioner Pro #1  
 Commissioner Pro #2  
 Commissioner Pro #3  
 Commissioner Pro #4

SWORN TO AND SUBSCRIBED BEFORE, County Judge and County Commissioners of said Lipscomb County, each respectively, on the 10th day of April, 2017.

BEFORE ME, the undersigned authority, on this day personally appeared Kimberly L. Long, County Treasurer of Lipscomb County and says that the within and foregoing report is true and correct.

  
 County Treasurer

FILED FOR RECORD THIS 10<sup>th</sup> day of April, 2017, and recorded

  
 County Clerk

**TREASURER'S REPORT**  
Mar-17

	Beginning Balance	DEBITS Withdraws	CREDITS Deposits	INTEREST RATE	INTEREST EARNED	TOTALS
<b>LIPSOND COUNTY</b>						
<b>GENERAL ACCOUNT</b>						
January	\$2,254,658.89	\$284,430.00	\$816,058.72	0.05%	\$138.05	\$2,386,424.15
February	\$2,386,424.15	\$401,961.88	\$204,173.23	0.05%	\$124.42	\$2,188,759.88
March	\$2,188,759.88	\$280,908.75	\$80,877.15	0.05%	\$128.84	\$2,008,860.89
<b>CERT OF DEPOSIT #181</b>						
January	\$507,782.00			0.4000%	\$172.49	\$507,954.51
February	\$507,894.81			0.4000%	\$172.88	\$508,067.55
March	\$508,067.55			0.4000%	\$185.80	\$508,253.35
<b>CERT OF DEPOSIT #81</b>						
January	\$510,020.48			0.4500%	\$185.83	\$510,216.39
February	\$510,216.39			0.4500%	\$184.91	\$510,411.30
March	\$510,411.30			0.4500%	\$176.20	\$510,587.50
<b>ICE-HAPPY ST BANK</b>						
January	\$2,007,100.43			0.10%	\$170.37	\$2,007,300.80
February	\$2,007,300.80			0.10%	\$153.93	\$2,007,454.73
March	\$2,007,454.73			0.10%	\$170.43	\$2,007,625.16
<b>SHERIFF COMMISSARY</b>						
January	\$1,528.88		\$18.21	0.02%	\$0.00	\$1,545.32
February	\$1,545.32	\$18.88	\$289.89	0.02%	\$0.00	\$1,499.18
March	\$1,499.18	\$482.87	\$191.00	0.02%	\$0.00	\$1,107.24
<b>INSURANCE ACCOUNT</b>						
January	\$205,478.47	\$0,323.80	\$90,880.39	0.05%	\$10.41	\$205,790.67
February	\$205,790.67	\$1,485.81	\$80,858.88	0.05%	\$7.86	\$205,978.51
March	\$205,978.51	\$81,278.40	\$80,798.89	0.05%	\$8.20	\$205,498.10
<b>PROBATION</b>						
January	\$81,414.72	\$2,807.88	\$7,182.80	0.02%	\$1.83	\$85,400.89
February	\$81,400.89	\$2,188.48	\$5,180.40	0.02%	\$1.27	\$84,473.01
March	\$81,438.01	\$12,848.49	\$23,820.00	0.02%	\$1.89	\$82,411.12
<b>PROBATION ADMIN</b>						
January	\$35,382.81	\$34.72		0.00%		\$35,348.09
February	\$35,348.09	1,134.42		0.00%		\$34,413.67
March	\$34,413.67	\$934.88		0.00%		\$33,678.12
<b>AP CLEARING</b>						
January	\$8.82	\$20,034.14	\$130,834.14	0.02%	\$0.55	\$7.89
February	\$7.89	\$28,048.32	\$138,048.32	0.02%	\$0.81	\$7.89
March	\$7.89	\$108,288.87	\$108,288.38	0.02%	\$0.45	\$15.43
<b>PAYROLL</b>						
January	\$2.28	\$73,818.88	\$73,868.38	0.02%	\$0.86	\$2.66
February	\$2.66	\$73,891.55	\$73,891.55	0.02%	\$0.89	\$3.25
March	\$3.25	\$281,421.88	\$281,421.88	0.02%	\$0.88	\$4.10


MARCH 2017 INTEREST EARNED

\$143.58

YEAR TO DATE INTEREST EARNED FOR FY 2017

\$3,780.80

This report is presented in accordance with the Texas Government Code Section 114.021, and I certify, that to the best of my knowledge, the above is true and correct.

  
Kimberly L. Cook, Treasurer, Lipsond County, Texas

Tran-Num	Tran-Date	Due-Date	Amount	G/L	Chk REC	G/L Account	1099	Bank	Check	Ck-Date	Invoice Number	P.O. Num	PO Date	Stub
[CITYFO ] CITY OF FOLLETT														
55642	02/28/2017	03/13/2017	78.00	X	P	T	030-5-0623-4400	97	30417	03/13/2017	FEB-17#3		00/00/0000	UTILITIES
			78.00=Total				78.00=Total	Paid			.00=Total	Owed		
[CITYHI ] CITY OF HIGGINS														
55531	03/01/2017	03/13/2017	80.00	X	P	T	030-5-0624-4400	97	30418	03/13/2017	FEB-17#4		00/00/0000	UTILITIES
			80.00=Total				80.00=Total	Paid			.00=Total	Owed		
[NORTH ] NORTH PLAZAS ELECTRIC COOP														
55551	02/28/2017	03/13/2017	2302.56	X	P	T	010-5-0510-4400	97	30455	03/13/2017	FEB-17G		00/00/0000	UTILITIES
55552	02/28/2017	03/13/2017	72.48	X	P	T	030-5-0621-4400	97	30455	03/13/2017	FEB-17#3		00/00/0000	UTILITIES
			2375.04=Total				2375.04=Total	Paid			.00=Total	Owed		
[SPSCOM ] XCEL ENERGY														
55657	03/01/2017	03/23/2017	12.85	X	P	T	030-5-0622-4400	97	30506	03/23/2017	0662606340		00/00/0000	UTILITIES
55658	02/24/2017	03/23/2017	44.89	X	P	T	010-5-0510-4400	97	30506	03/23/2017	066260947		00/00/0000	UTILITIES
55659	03/01/2017	03/23/2017	22.56	X	P	T	030-5-0623-4400	97	30506	03/23/2017	0652607958		00/00/0000	UTILITIES
55660	03/08/2017	03/23/2017	45.83	X	P	T	010-5-0510-4400	97	30506	03/23/2017	0662610738		00/00/0000	UTILITIES
55661	03/07/2017	03/23/2017	18.63	X	P	T	010-5-0510-4400	97	30506	03/23/2017	0662610719		00/00/0000	UTILITIES
55662	02/23/2017	03/23/2017	11.98	X	P	T	030-5-0622-4400	97	30506	03/23/2017	0662608916		00/00/0000	UTILITIES
55663	03/01/2017	03/23/2017	34.51	X	P	T	010-5-0510-4400	97	30506	03/23/2017	0662609137		00/00/0000	UTILITIES
55664	02/22/2017	03/23/2017	58.60	X	P	T	010-5-0510-4400	97	30506	03/23/2017	0662609148		00/00/0000	UTILITIES
55665	02/22/2017	03/23/2017	16.02	X	P	T	010-5-0510-4400	97	30506	03/23/2017	0662609132		00/00/0000	UTILITIES
55666	03/07/2017	03/23/2017	23.47	X	P	T	010-5-0510-4400	97	30506	03/23/2017	0662608374		00/00/0000	UTILITIES
55667	03/07/2017	03/23/2017	34.08	X	P	T	010-5-0510-4400	97	30506	03/23/2017	0662608366		00/00/0000	UTILITIES
55668	02/23/2017	03/23/2017	10.19	X	P	T	030-5-0624-4400	97	30506	03/23/2017	0662609535		00/00/0000	UTILITIES
55669	03/08/2017	03/23/2017	16.12	X	P	T	030-5-0624-4400	97	30506	03/23/2017	0662607911		00/00/0000	UTILITIES
55670	03/07/2017	03/23/2017	48.72	X	P	T	010-5-0510-4400	97	30506	03/23/2017	0662610583		00/00/0000	UTILITIES
55671	03/07/2017	03/23/2017	17.19	X	P	T	010-5-0510-4400	97	30506	03/23/2017	0662610598		00/00/0000	UTILITIES
55672	03/07/2017	03/23/2017	22.81	X	P	T	010-5-0510-4400	97	30506	03/23/2017	0662610613		00/00/0000	UTILITIES
			437.95=Total				437.95=Total	Paid			.00=Total	Owed		
[TOWAR ] TOWN OF DARROUZETT														
55556	02/28/2017	03/13/2017	91.60	X	P	T	030-5-0622-4400	97	30487	03/13/2017	FEB-17#2		00/00/0000	UTILITIES
			91.60=Total				91.60=Total	Paid			.00=Total	Owed		
[WESTG ] WEST TEXAS GAS, INC.														
55614	03/06/2017	03/13/2017	242.03	X	P	T	030-5-0624-4400	97	30494	03/13/2017	FEB-17#4		00/00/0000	UTILITIES
			242.03=Total				242.03=Total	Paid			.00=Total	Owed		
[WESTGI ] WEST TEXAS GAS, INC.														
55547	02/24/2017	03/13/2017	22.29	X	P	T	030-5-0623-4400	97	30495	03/13/2017	FEB-17#3		00/00/0000	UTILITIES
55548	02/23/2017	03/13/2017	156.32	X	P	T	030-5-0622-4400	97	30495	03/13/2017	FEB-17#2		00/00/0000	UTILITIES
			178.61=Total				178.61=Total	Paid			.00=Total	Owed		
[WHOLESA ] WHOLESALE FUELS, INC.														
55538	02/14/2017	03/13/2017	821.10	X	P	T	010-5-0510-4400	N 97	30498	03/13/2017	007225		00/00/0000	DIESEL-GEN DURI
			821.10=Total				821.10=Total	Paid			.00=Total	Owed		
			4304.33=Grand				4304.33=Grand	Paid			.00=Grand	Owed		