

COUNTY FINANCES
TREASURER'S REPORT
July 31, 2017

IN THE MATTER OF COUNTY FINANCES IN THE HANDS OF KIMBERLY L. LONG, TREASURER OF LIPSCOMB COUNTY, TEXAS.

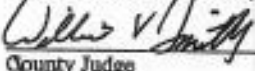
COMMISSIONERS' COURT, LIPSCOMB COUNTY, TEXAS met in Regular Session, August 14, 2017.

We the undersigned County Judge and Commissioners in and for Lipscomb County, Texas, hereby certify that we have this date made an examination of and compared the County Treasurer's Monthly Report for the month of July, filed with us on this 14th day of August, 2017 and have found the same to be correct and in due order and that the total of all funds held by the County Treasurer, as well as other assets in her hands is the sum of \$4,998,304.99

Lipscomb County Cash Position


	July 31, 2017				
	Beg-Cash	Revenues	Acct/Pay	Payroll/TFR	End Cash
General Fund	1,924,391.30	104,893.81	(399,837.04)		1,629,448.07
Cert of Deposit	1,020,256.30	996.01			1,021,252.31
Savings Account	2,009,412.90	1,621.29			2,011,034.19
Sheriff Commissary	1,028.83	454.94	(142.00)		1,341.77
Sheriff Escrow	1.90				1.90
Insurance Account	215,904.84	55,979.86	(59,994.55)		211,890.15
Probation	99,078.83	7,647.52	(14,942.09)		91,784.26
Probation Adm	31,081.50	834.17	(834.80)		31,080.87
AP Clearing	33.18	150,421.10	(150,066.23)		388.05
Payroll	34.97	259,264.21	(259,215.76)		83.42
	<u>5,301,224.55</u>	<u>582,112.91</u>	<u>(885,032.47)</u>	-	<u>4,998,304.99</u>

WITNESS OUR HANDS, officially, this 14th day of August, 2017:


County Judge


Commissioner Prec #1


Commissioner Prec #2


Commissioner Prec #3


Commissioner Prec #4

SWORN TO AND SUBSCRIBED BEFORE, County Judge and County Commissioners of said Lipscomb County, each respectively, on the 14th day of August, 2017.

BEFORE ME, the undersigned authority, on this day personally appeared Kimberly L. Long, County Treasurer of Lipscomb County and says that the within and foregoing report is true and correct.


County Treasurer

FILED FOR RECORD THIS 14th day of August, 2017, and recorded
14th Day of August, 2017


County Clerk

TREASURER'S REPORT
Jul-17

	Beginning Balance	DEBITS W/Drawls	CREDITS Deposits	INTEREST RATE	INTEREST EARNED	TOTALS
<u>LIPSCOMB COUNTY</u>						
<u>GENERAL ACCOUNT</u>						
April	\$2,888,860.09	\$399,977.41	\$90,461.42	0.05%	\$104.98	\$2,579,449.08
May	\$2,579,449.08	\$425,179.50	\$88,839.29	0.05%	\$108.86	\$2,243,217.73
June	\$2,243,217.73	\$419,548.93	\$99,352.90	0.83%	\$1,369.60	\$1,924,391.30
July	\$1,924,391.30	\$399,837.04	\$103,639.31	0.83%	\$1,254.50	\$1,629,448.07
<u>CERT OF DEPOSIT #386 HAPPY STATE BANK</u>						
April	\$508,223.25			0.4000%	\$172.66	\$508,395.91
May	\$508,395.92			0.4000%	\$167.14	\$508,563.06
June	\$508,563.06	\$244.76		0.4000%	\$66.88	\$508,385.18
<u>CERT OF DEPOSIT #448--FIRSTBANK SOUTHWEST</u>						
June	\$508,385.18			1.2300%	\$531.08	\$508,916.26
July	\$508,916.26			1.23%	\$496.83	\$509,413.09
<u>CERT OF DEPOSIT #387 HAPPY STATE BANK</u>						
April	\$510,587.50			0.4500%	\$195.15	\$510,782.65
May	\$510,782.65			0.4500%	\$188.93	\$510,971.58
June	\$510,971.58	\$254.35		0.4500%	\$88.20	\$510,805.43
<u>CERT OF DEPOSIT #455--FIRSTBANK SOUTHWEST</u>						
June	\$510,805.43			1.2300%	\$533.62	\$511,339.05
July	\$511,339.05			1.23%	\$499.18	\$511,838.23
						\$0.00
<u>ICS--HAPPY ST BANK</u>						
April	\$2,007,625.16			0.10%	\$165.95	\$2,007,791.11
May	\$2,007,791.11			0.10%	\$164.96	\$2,007,956.07
<u>ICS--FIRSTBANK SOUTHWEST</u>						
June	\$2,007,956.07			0.89%	\$1,457.83	\$2,009,412.90
July	\$2,009,412.90			0.89%	\$1,621.29	\$2,011,034.19
<u>SHERIFF COMMISSARY</u>						
April	\$1,197.34		\$155.67	0.02%	\$0.02	\$1,353.03
May	\$1,353.03			0.02%	\$0.02	\$1,353.05
June	\$1,353.05	\$325.00		0.83%	\$0.78	\$1,028.83
July	\$1,028.83	\$142.00	\$454.00	0.83%	\$0.94	\$1,341.77
<u>SHERIFF ESCROW</u>						
April	\$0.00			0.00%		\$0.00
May	\$1.90			0.00%	\$0.00	\$1.90
June	\$1.90			0.00%	\$0.00	\$1.90
July	\$1.90			0.00%		\$1.90
<u>INSURANCE ACCOUNT</u>						
April	\$205,461.10	\$62,734.76	\$62,380.43	0.05%	\$8.31	\$205,115.08
May	\$205,115.08	\$57,302.49	\$63,344.85	0.05%	\$9.63	\$211,167.07
June	\$211,167.07	\$57,878.99	\$62,468.26	0.83%	\$148.50	\$215,904.84
July	\$215,904.84	\$59,994.55	\$55,820.19	0.83%	\$159.67	\$211,890.15

PROBATION

April	\$92,411.12	\$13,355.01	\$9,065.00	0.02%	\$1.45	\$88,122.56
May	\$88,122.56	\$12,715.30	\$9,559.10	0.02%	\$1.60	\$84,967.96
June	\$84,967.96	\$12,758.96	\$26,808.00	0.83%	\$61.83	\$99,078.83
July	\$99,078.83	\$14,942.09	\$7,577.22	0.83%	\$70.30	\$91,784.26

PROBATION ADMIN

April	\$33,579.12	\$834.70		0.00%		\$32,744.42
May	\$32,744.42	\$898.15		0.00%		\$31,846.27
June	\$31,846.27	\$5,430.16	\$4,643.00	0.83%	\$22.39	\$31,081.50
July	\$31,081.50	\$834.80	\$812.00	0.83%	\$22.17	\$31,080.87

AP CLEARING

April	\$15.63	\$127,232.33	\$127,224.84	0.02%	\$0.57	\$8.71
May	\$8.71	\$155,678.90	\$155,678.90	0.02%	\$0.49	\$9.20
June	\$9.20	\$160,800.58	\$160,800.58	0.83%	\$23.98	\$33.18
July	\$33.18	\$150,066.23	\$150,399.56	0.83%	\$21.54	\$388.05

PAYROLL

April	\$4.10	\$282,530.85	\$282,530.85	0.02%	\$0.73	\$4.83
May	\$4.83	\$279,278.88	\$279,278.88	0.02%	\$0.92	\$5.75
June	\$5.75	\$269,025.74	\$269,025.74	0.83%	\$29.22	\$34.97
July	\$34.97	\$259,215.76	\$259,215.76	0.83%	\$48.45	\$83.42


July 2017 INTEREST EARNED

\$4,194.87

YEAR TO DATE INTEREST EARNED FOR FY 2017

\$13,090.84

This report is presented in accordance with the Texas Government Code Section 114.021, and I certify, that to the best of my knowledge the above is true and correct.


Kimberly L. Long, Lipscomb County Treasurer

Tran-Num	Tran-Date	Due-Date	Amount	G/L	Chk	Rec	G/L	Account	1099	Bank	Check	Ck-Date	Invoice	Number	P.O.	Num	PO	Date	Stub	
[CITYFO]																				
57078	07/30/2017	08/14/2017	78.00	E	P	M	030-5-0623-4400	97	31728	08/14/2017	JUL-17#3	00/00/0000	UTILITIES							
			78.00	Total Trans			78.00	Total Paid					00=Total Owed							
[CITYHI]																				
57057	07/31/2017	08/14/2017	300.00	E	P	M	010-5-0510-4400	97	31729	08/14/2017	JUL-17	00/00/0000	TRASH DISPOSAL-							
			300.00	Total Trans			300.00	Total Paid					00=Total Owed							
[NORTH]																				
56800	07/03/2017	07/10/2017	2186.38	X	P	T	010-5-0510-4400	97	31667	07/10/2017	JUN-17G	00/00/0000	UTILITIES							
56801	07/03/2017	07/10/2017	40.59	X	P	T	030-5-0621-4400	97	31667	07/10/2017	JUN-17#1	00/00/0000	UTILITIES							
57093	07/31/2017	08/14/2017	2549.28	E	P	M	010-5-0510-4400	97	31764	08/14/2017	JUL-17G	00/00/0000	UTILITIES							
57094	07/31/2017	08/14/2017	51.14	E	P	M	030-5-0621-4400	97	31764	08/14/2017	JUL-17#1	00/00/0000	UTILITIES							
			4827.39	Total Trans			4827.39	Total Paid					00=Total Owed							
[SPSCOM]																				
56855	07/05/2017	07/25/2017	65.13	X	P	T	010-5-0510-4400	97	31704	07/19/2017	0680049413	00/00/0000	UTILITIES							
56856	07/04/2017	07/25/2017	17.94	X	P	T	010-5-0510-4400	97	31704	07/19/2017	0680049391	00/00/0000	UTILITIES							
56861	07/05/2017	07/25/2017	19.64	X	P	T	010-5-0510-4400	97	31704	07/19/2017	0680051134	00/00/0000	UTILITIES							
56862	07/04/2017	07/25/2017	32.75	X	P	T	010-5-0510-4400	97	31704	07/19/2017	0680051122	00/00/0000	UTILITIES							
56864	07/05/2017	07/25/2017	13.45	X	P	T	030-5-0624-4400	97	31704	07/19/2017	0680049804	00/00/0000	UTILITIES							
56865	07/04/2017	07/25/2017	45.80	X	P	T	010-5-0510-4400	97	31704	07/19/2017	0680049272	00/00/0000	UTILITIES							
56866	07/04/2017	07/25/2017	16.56	X	P	T	010-5-0510-4400	97	31704	07/19/2017	0680049288	00/00/0000	UTILITIES							
56867	07/04/2017	07/25/2017	21.75	X	P	T	010-5-0510-4400	97	31704	07/19/2017	0680049301	00/00/0000	UTILITIES							
			235.02	Total Trans			235.02	Total Paid					00=Total Owed							
[TOWNSHIP]																				
57022	07/25/2017	08/14/2017	91.60	E	P	M	030-5-0622-4400	97	31791	08/14/2017	JUL-17#2	00/00/0000	UTILITIES							
			91.60	Total Trans			91.60	Total Paid					00=Total Owed							
[WESTGAS]																				
56868	07/06/2017	07/25/2017	25.63	X	P	T	030-5-0624-4400	97	31706	07/19/2017	JUN-17#4	00/00/0000	UTILITIES							
57102	07/20/2017	08/14/2017	23.89	E	P	M	030-5-0624-4400	97	31795	08/14/2017	JUL-17#4	00/00/0000	UTILITIES							
			49.52	Total Trans			49.52	Total Paid					00=Total Owed							
[WESTGAS]																				
56814	07/03/2017	07/10/2017	24.52	X	P	T	030-5-0623-4400	97	31696	07/10/2017	JUN-17#3	00/00/0000	UTILITIES							
56815	07/03/2017	07/10/2017	23.40	X	P	T	030-5-0622-4400	97	31696	07/10/2017	JUN-17#3	00/00/0000	UTILITIES							
57100	07/28/2017	08/14/2017	33.29	E	P	M	030-5-0622-4400	97	31796	08/14/2017	JUL-17#2	00/00/0000	UTILITIES							
57101	07/24/2017	08/14/2017	33.49	E	P	M	030-5-0623-4400	97	31796	08/14/2017	JUL-17#3	00/00/0000	UTILITIES							
			103.70	Total Trans			103.70	Total Paid					00=Total Owed							
			5685.23	Grand Trans			5685.23	Grand Paid					00=Grand Owed							

7 vendors listed