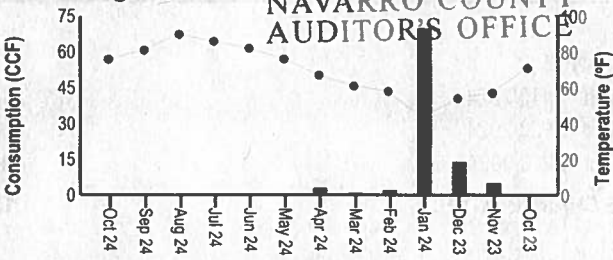


NOV 05 2024

Gas Usage Trend



Account Summary
Billing Date: 10/25/24

Previous Balance	73.55
Payment(s)	-73.55
Current Charges	145.97

Total Amount Due \$145.97

(see reverse for billing details)


Important Messages from Your Natural Gas Company

SMELL GAS? ACT FAST!
 Leave the area immediately! Then call 911 and Atmos Energy at 1-866-322-8667.

CUSTOMER CHARGE EXPLANATION
 The customer charge on your bill reflects a basic charge of \$43.50, a Conservation and Energy Efficiency surcharge of \$0.00, a 2018 GRIP surcharge of \$8.74, a 2019 GRIP surcharge of \$14.54, a 2020 GRIP surcharge of \$14.48, a 2021 GRIP surcharge of \$16.47, a 2022 GRIP surcharge of \$16.63, and a 2023 GRIP surcharge of \$22.32, for a net customer charge of \$136.68. The Gas Reliability Infrastructure Programs Surcharge (GRIP) is a surcharge to recover the costs of utility plant projects that have been completed since the last rate case pursuant to Texas Utilities Code Sec. 104.301. This surcharge will appear on your bill until it is rolled into regular rates following the next rate case. For more information about your bill, visit atmosenergy.com/bill.

Go paperless with E-Bill and sign up for other billing and payment options at www.atmosenergy.com.
 For instructions on reading your Atmos Energy bill, please visit www.atmosenergy.com/yourbill.

CONTACT US:
 Emergency Phone 24/7: 1-866-322-8667
 Customer Service M-F 7am - 6pm CST:
 1-888-286-6700

Scan Here

 To Make a Payment

SIGN UP FOR TEXT ALERTS
 to receive updates on your natural gas service.



Sign up for text alerts at atmosenergy.com/accountcenter or call **888.286.6700**



Return this portion with your check or money order and include your account number. If paying in person, please bring the bill.

Account Number	Due Date	Total Amount Due
	11/11/2024	\$145.97



To update your mailing address or donate to energy assistance check here and complete the form on the back.

NAVARRO COUNTY
 300 W 3RD AVE STE 4
 CORSICANA TX 75110-4603

Amount Enclosed: \$ _____

ATMOS ENERGY
 PO Box 740353
 Cincinnati Ohio 45274-0353

000000000000000000000800040202452870000145974

RECEIVED

City of Richland
PO Box 179
Richland, TX 76681-0179
(903) 368-4074



AVARRO COUNTY 2024 700 S. AUSTIN

SERVICITOR'S OFFICE		CHARGES
Water	107640 107300 340	37.46
Total Due		\$37.46

After Due Date Penalty: 0.00 S 37.46 *

City of Richland

CUSTOMER ACCOUNT	DUE DATE PAST DUE AFTER THIS DATE
	11/20/2024
TOTAL DUE UPON RECEIPT	AFTER DUE DATE PAY
37.46	37.46

MAIL THIS STUB WITH YOUR PAYMENT

Navarro County Precinct 3
c/o County Auditor
200 W. 3rd Ave., Ste. 4
Corsicana TX 75110

Total payment received 10/17/24 for \$37.46.

STARTING DEC 01, 2024 NEW DUE DATES IS 15TH
LAST OF EACH MONTH
CUT OFF 25 OF EACH MONTH WITH NO NOTICE
INFO WILL BE ON NEW WATER BILLS DECEMBER 01

From 9/30/2024 TO
11/1/2024





CITY OF KERENS
 P.O. BOX 160, KERENS, TEXAS 75144
 (903) 396-2971

10/28/2024 907 NW Second

SERVICES	Current	Meter Readings Previous	Usage	CHARGES
Water	31400	29000	2400	41.91
Sewage				33.92
Sanitation				31.45
Streets				2.00
Clean Kerens				0.50
Total Due				\$109.78

RECEIVED

OCT 31 2024

NAVARRO COUNTY
AUDITOR'S OFFICE

Last payment received 10/21/24 for \$108.38.

CALL 903-396-2971
 * TO UPDATE CONTACT INFORMATION *



RETURN SERVICE REQUESTED

PRESORTED
 FIRST-CLASS MAIL
 U.S. POSTAGE
 PAID
 KERENS, TX 75144
 PERMIT NO. 26

CUSTOMER ACCOUNT	DUE DATE PAST DUE AFTER THIS DATE 11/10/2024
[TOTAL DUE UPON RECEIPT] 109.78	AFTER DUE DATE FEE 109.78

MAIL THIS STUB WITH YOUR PAYMENT
 ALL PAYMENTS MUST BE RECEIVED BEFORE THE 20TH OF EACH MONTH TO AVOID TERMINATING SERVICE AND ADDITIONAL FEES.

Navarro County Precinct 2
 Navarro County Auditor
 300 W Third Ave
 Corsicana TX 75110-4672

CITY OF DAWSON, TEXAS
 P.O. BOX 100, DAWSON, TX 76639
 (254) 578-1515

SEE TERMS
 ON BACK

NAVARRO COUNTY
 AUDITOR'S 10/28/2024

SERVICES	Current	Meter Readings Previous	Usage	CHARGES
Water	607300	598300	9000	107.55
Vol. Fire				2.00
Total Due				\$109.55
*** After Due Date Penalty	30.00			\$ 139.55

Last payment received 10/11/24 for \$164.41.

2023 CCR IS AVAILABLE ON CITY WEBSITE
 PLEASE USE LINK BELOW TO VIEW THE CCR
<https://cityofdawson.tx.com/ccr/>

FIRST-CLASS MAIL
 U.S. POSTAGE
 PAID
 DAWSON, TX 76639
 PERMIT NO. 1

RETURN
 SERVICE
 REQUESTED

CUSTOMER ACCOUNT	DUE DATE PAST DUE AFTER THIS DATE
	11/15/2024
TOTAL DUE UPON RECEIPT	AFTER DUE DATE FEE
109.55	139.55

MAIL THIS STUB WITH YOUR PAYMENT

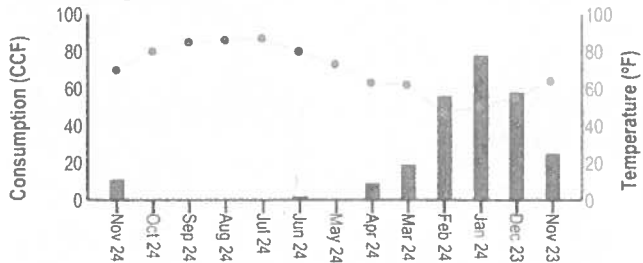
NAVARRO COUNTY, PREC#:
 EDDIE MOORE
 300 W. 3RD AVE. STE 4
 CORSICANA TX 75110

Account Number:

Customer Name: NAVARRO COUNTY PREC 4
Service Address: 203 S 2ND ST
BLOOMING GROVE TX 76626-0000

DUE DATE 12/02/24
TOTAL DUE \$141.84

Gas Usage Trend



Account Summary
Billing Date: 11/14/24

NOV 20 2024
NAVARRO COUNTY
AUDITOR'S OFFICE

Previous Balance	142.78
Payment(s)	-153.84
Current Charges	152.90

Total Amount Due \$141.84

(see reverse for billing details)

Important Messages from Your Natural Gas Company

HELP YOUR NEIGHBORS STAY WARM

Help your neighbors stay warm this winter by donating to Atmos Energy's Sharing the Warmth Program. For more information, visit www.atmosenergy.com/share or call 1-888-286-6700.

CUSTOMER CHARGE EXPLANATION

The customer charge on your bill reflects a basic charge of \$43.50, a Conservation and Energy Efficiency surcharge of \$0.00, a 2018 GRIP surcharge of \$8.74, a 2019 GRIP surcharge of \$14.54, a 2020 GRIP surcharge of \$14.48, a 2021 GRIP surcharge of \$16.47, a 2022 GRIP surcharge of \$16.63, and a 2023 GRIP surcharge of \$22.32, for a net customer charge of \$136.68. The Gas Reliability Infrastructure Programs Surcharge (GRIP) is a surcharge to recover the costs of utility plant projects that have been completed since the last rate case pursuant to Texas Utilities Code Sec. 104.301. This surcharge will appear on your bill until it is rolled into regular rates following the next rate case. For more information about your bill, visit atmosenergy.com/bill.

Go paperless with E-Bill and sign up for other billing and payment options at www.atmosenergy.com.

For instructions on reading your Atmos Energy bill, please visit www.atmosenergy.com/yourbill.

CONTACT US:

Emergency Phone 24/7: 1-866-322-8667
Customer Service M-F 7am - 6pm CST:
1-888-286-6700

Scan Here



To Make a Payment

SIGN UP FOR BUDGET BILLING
SO YOUR WINTER GAS BILLS ARE MORE PREDICTABLE
Go to the "Billing and Usage" tab in the Account Center to learn more and sign up for Budget Billing.



Return this portion with your check or money order and include your account number. If paying in person, please bring the bill.

Account Number [redacted] **Due Date** 12/02/2024 **Total Amount Due** \$141.84



Amount Enclosed: \$ _____

To update your mailing address or donate to energy assistance check here and complete the form on the back.

ATMOS ENERGY
PO Box 740353
Cincinnati Ohio 45274-0353



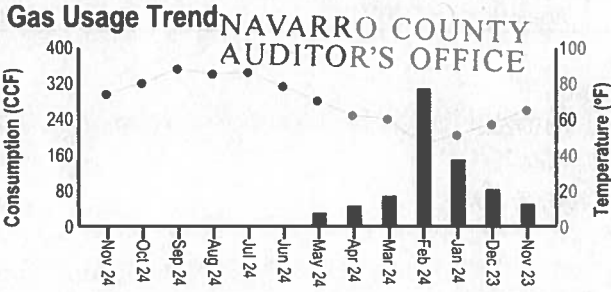
BXMAIL.ATMOS.20241115_81788.afp.040817
NAVARRO COUNTY PREC 4
300 W 3RD AVE STE 4
CORSICANA TX 75110-4603



Account Number:
Customer Name: NAVARRO CO PREC # 2
Service Address: 907 NW 2ND ST
KERENS TX 75144-2427

DUE DATE	TOTAL DUE
11/25/24	\$84.29

NOV 18 2024



Account Summary
Billing Date: 11/8/24

Previous Balance	154.65
Payment(s)	-154.65
Current Charges	84.29

Total Amount Due \$84.29
(see reverse for billing details)

Important Messages from Your Natural Gas Company

HELP YOUR NEIGHBORS STAY WARM

Help your neighbors stay warm by donating to Atmos Energy's Sharing the Warmth Program. Donate by selecting Round Up or checking the amount you wish to contribute on the back of your gas bill, by visiting www.atmosenergy.com/share, or by calling 1-888-286-6700 to find out more information.

Your tax deductible donation is added to your monthly bill. You can change or end your donation at any time. All donations will assist the elderly, disabled and families in need.

CUSTOMER CHARGE EXPLANATION

The customer charge on your bill reflects a basic charge of \$81.75 and a Conservation and Energy Efficiency surcharge of \$0.00 for a net customer charge of \$81.75 For more information about your bill, visit atmosenergy.com/bill.

Go paperless with E-Bill and sign up for other billing and payment options at www.atmosenergy.com.

For instructions on reading your Atmos Energy bill, please visit www.atmosenergy.com/yourbill.

CONTACT US:
Emergency Phone 24/7: 1-866-322-8667
Customer Service M-F 7am - 6pm CST:
1-888-286-6700

Scan Here



To Make a Payment

SIGN UP FOR BUDGET BILLING

SO YOUR WINTER GAS BILLS ARE MORE PREDICTABLE

Go to the "Billing and Usage" tab in the Account Center to learn more and sign up for Budget Billing.

007807754616

Keep this portion for your records

Page 1 of 2



Return this portion with your check or money order and include your account number. If paying in person, please bring the bill.

Account Number	Due Date	Total Amount Due
	11/25/2024	\$84.29



Amount Enclosed: \$ _____



To update your mailing address or donate to energy assistance check here and complete the form on the back.

NAVARRO CO PREC # 2
601 N 13TH ST STE 6
CORSICANA TX 75110-3015

ATMOS ENERGY
PO Box 740353
Cincinnati Ohio 45274-0353



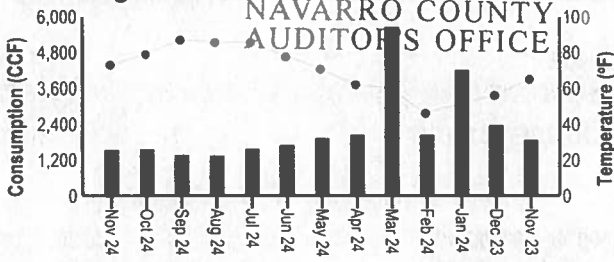
RECEIVED

Account Number:
Customer Name: NAVARRO COUNTY
Service Address: 312 W 2ND AVE
CORSICANA TX 75110-3004

DUE DATE 12/02/24
TOTAL DUE \$1573.68

NOV 18 2024

Gas Usage Trend



Account Summary
Billing Date: 11/15/24

Previous Balance 1,458.47
Payment(s) -1,458.47
Current Charges 1,573.68

Total Amount Due \$1573.68

(see reverse for billing details)

Important Messages from Your Natural Gas Company
HELP YOUR NEIGHBORS STAY WARM

Help your neighbors stay warm this winter by donating to Atmos Energy's Sharing the Warmth Program. For more information, visit www.atmosenergy.com/share or call 1-888-286-6700.

CUSTOMER CHARGE EXPLANATION

The customer charge on your bill reflects a basic charge of \$43.50, a Conservation and Energy Efficiency surcharge of \$0.00, a 2018 GRIP surcharge of \$8.74, a 2019 GRIP surcharge of \$14.54, a 2020 GRIP surcharge of \$14.48, a 2021 GRIP surcharge of \$16.47, a 2022 GRIP surcharge of \$16.63, and a 2023 GRIP surcharge of \$22.32, for a net customer charge of \$136.68. The Gas Reliability Infrastructure Programs Surcharge (GRIP) is a surcharge to recover the costs of utility plant projects that have been completed since the last rate case pursuant to Texas Utilities Code Sec. 104.301. This surcharge will appear on your bill until it is rolled into regular rates following the next rate case. For more information about your bill, visit atmosenergy.com/bill.

Go paperless with E-Bill and sign up for other billing and payment options at www.atmosenergy.com.

For instructions on reading your Atmos Energy bill, please visit www.atmosenergy.com/yourbill.

CONTACT US:
Emergency Phone 24/7: 1-866-322-8667
Customer Service M-F 7am - 6pm CST: 1-888-286-6700

Scan Here



To Make a Payment

SIGN UP FOR BUDGET BILLING
SO YOUR WINTER GAS BILLS ARE MORE PREDICTABLE

Go to the "Billing and Usage" tab in the Account Center to learn more and sign up for Budget Billing.

001003475036

Keep this portion for your records

Page 1 of 2



Return this portion with your check or money order and include your account number. If paying in person, please bring the bill.

Account Number Due Date 12/02/2024 Total Amount Due \$1573.68



Amount Enclosed: \$ _____



To update your mailing address or donate to energy assistance check here and complete the form on the back.

ATMOS ENERGY
PO Box 740353
Cincinnati Ohio 45274-0353

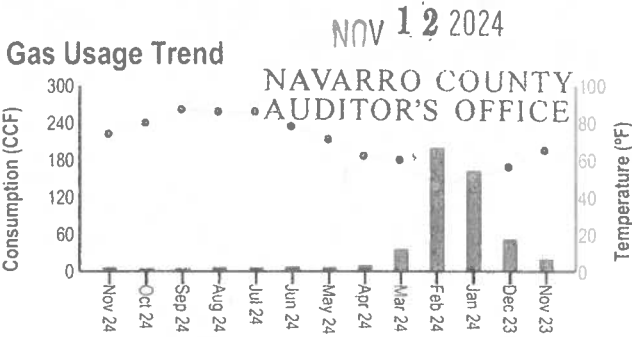
NAVARRO COUNTY
300 W 3RD AVE STE 4
CORSICANA TX 75110-4603

000000000000000000000000800030438653240001573688

RECEIVED

Account Number:
Customer Name: NAVARRO COUNTY
Service Address: 601 N 13TH ST
CORSICANA TX 75110-3015

DUE DATE **TOTAL DUE**
11/22/24 \$152.45



Account Summary
Billing Date: 11/7/24

Previous Balance	151.02
Payment(s)	-151.02
Current Charges	152.45

Total Amount Due **\$152.45**

(see reverse for billing details)

Important Messages from Your Natural Gas Company
HELP YOUR NEIGHBORS STAY WARM

Help your neighbors stay warm this winter by donating to Atmos Energy's Sharing the Warmth Program. For more information, visit www.atmosenergy.com/share or call 1-888-286-6700.

CUSTOMER CHARGE EXPLANATION

The customer charge on your bill reflects a basic charge of \$43.50, a Conservation and Energy Efficiency surcharge of \$0.00, a 2018 GRIP surcharge of \$8.74, a 2019 GRIP surcharge of \$14.54, a 2020 GRIP surcharge of \$14.48, a 2021 GRIP surcharge of \$16.47, a 2022 GRIP surcharge of \$16.63, and a 2023 GRIP surcharge of \$22.32, for a net customer charge of \$136.68. The Gas Reliability Infrastructure Programs Surcharge (GRIP) is a surcharge to recover the costs of utility plant projects that have been completed since the last rate case pursuant to Texas Utilities Code Sec. 104.301. This surcharge will appear on your bill until it is rolled into regular rates following the next rate case. For more information about your bill, visit atmosenergy.com/bill.

Go paperless with E-Bill and sign up for other billing and payment options at www.atmosenergy.com.

For instructions on reading your Atmos Energy bill, please visit www.atmosenergy.com/yourbill.

CONTACT US:

Emergency Phone 24/7: 1-866-322-8667
Customer Service M-F 7am - 6pm CST:
1-888-286-6700

Scan Here



To Make a Payment

SIGN UP FOR BUDGET BILLING
SO YOUR WINTER GAS BILLS ARE MORE PREDICTABLE

Go to the "Billing and Usage" tab in the Account Center to learn more and sign up for Budget Billing.



Return this portion with your check or money order and include your account number. If paying in person, please bring the bill.

Account Number **Due Date** **Total Amount Due**
[Redacted] 11/22/2024 \$152.45

Amount Enclosed: \$ _____

ATMOS ENERGY
PO Box 740353
Cincinnati Ohio 45274-0353



To update your mailing address or donate to energy assistance check here and complete the form on the back.



BXMAIL ATMOS 20241108_119378 afp 059632
NAVARRO COUNTY
300 W 3RD AVE STE 4
CORSICANA TX 75110-4603



B&B WATER
1501C N 45TH
CORSICANA, TX 75110
(903) 872-0650

NOV 25 2024
RETURN SERVICE REQUESTED
NAVARRO COUNTY

262 AUDITOR'S OFFICE 4201 W HWY 22 CORSICANA, TX 75110 Route: 1

SERVICES	Current	Meter Readings Previous	Usage	CHARGES
Water	447800	441200	6600	79.22
Total Due				\$79.22

PRESORTED
FIRST-CLASS MAIL
US POSTAGE PAID
Corsicana
PERMIT NO.513

B&B WATER

CUSTOMER
ACCOUNT

DUE DATE
PAST DUE AFTER THIS DATE
12/15/2024

[TOTAL DUE UPON RECEIPT]
79.22

MAIL THIS STUB WITH YOUR PAYMENT


Last payment received 11/15/24 for \$106.14.

BASE RATE \$35.00 + \$6.70 PER 1000 G.
PLEASE SEE REVERSE SIDE FOR ONLINE PAYMENT OPTIONS.
SIGN UP FOR ALERTS @ <http://bbwater.myruralwater.com/>
RATES HAVE INCREASED, VISIT <https://bbwater.myruralwater.com/>

From 10/21/2024 TO
11/20/2024

144

QB-01-22



NAVARRO COUNTY PCT. 1
JASON GRANT
300 W 3RD AVE SUITE 4
CORSICANA TX 75110



CITY OF BLOOMING GROVE

P.O. BOX 237
BLOOMING GROVE, TX 76626
OFFICE - (903) 695-2711
Equal Opportunity Provider

ACCOUNT NUMBER		SERVICE ID.	
		0002	
TYPE OF SERVICE	METER READING	USAGE	CHARGES
4000-WA	PRESENT 6858	PREVIOUS 6593	241.93
4100-SFW			81.00
2102-SANI			15.71

RECEIVED

NOV 06 2024

**NAVARRO COUNTY
AUDITOR'S OFFICE**

Prev Bal

METER READ MONTH	DAY	TOTAL DUE BY 15TH	LATE CHARGE AFTER DUE DATE	AMOUNT DUE AFTER 15TH
10	30	348.64	10.00	358.64

1425 N. GARDEN STREET, 104
BLOOMING GROVE, TX 76626



FIRST-CLASS MAIL
U.S. POSTAGE
PAID
PERMIT NO. 25
BLOOMING GROVE, TX

CUSTOMER ROUTE	ACCOUNT	PAY TOTAL AMOUNT AFTER THIS DATE
1		11/16/2024
NET AMOUNT TO BE PAID		TOTAL AMOUNT TO BE PAID
348.64		358.64

MAIL THIS STUB WITH YOUR PAYMENT
PAYABLE TO CITY OF BLOOMING GROVE

NAVARRO COUNTY BARN #4
300 W. 3RD AVE, SUITE 4
CORSIANA, TX 75110-

RECEIVED

MAIL PAYMENTS TO: OFFICE HOURS

M.E.N. WATER SUPPLY CORP.

Monday - Friday
26th - 20th 9:00a.m. - 5:00p.m.

P.O. BOX 3019

1st - 25th Closed - Open
by appointment only

CORSICANA, TEXAS NOV 30 2024

www.menesc.mynutawater.com

(903) 872-1899

Office located at 8549 S. Hwy. 287 (Interception) HS 28728 FM 3243 Eureka, TX

NAVARRO COUNTY
METER SALES
RECEIPTS

SERVICES	Amount	CHARGES
Water	1347300	30.84
Tax	1347300	0.15
Total Due		\$30.99
*** After Due Date Penalty 5.00 \$ 35.99 ***		
301 SE CR 3130		

FIRST-CLASS MAIL
AUTO
U.S. POSTAGE
PAID
CORSICANA, TX
PERMIT NO. 367

CUSTOMER	DUE DATE
	PAST DUE AFTER THIS DATE
	11/20/2024
TOTAL DUE UPON RECEIPT	AFTER DUE DATE PAY
30.99	35.99

MAIL THIS STUB WITH YOUR PAYMENT

NAVARRO CO. COURTHOUS
Precinct 2-Caston Park
300 W 3rd Ave Ste 10
Corsicana TX 75110-4672

THIS MONTH'S USAGE WAS ESTIMATED. QUESTIONS

Office Hours
Monday - Friday 26th -- 20th 9:00AM - 5:00 PM

We hope everyone has a Blessed Thanksgiving

NEW Website www.menwater.com

Account # 775

409

NOV 01 2024



"OWNED BY THOSE WE SERVE"



Navarro County Electric Cooperative, Inc.
3800 W. Hwy 22
PO Box 616
Corsicana TX 75151-0616

Office Hours: 8:00 am to 5:00 pm Monday - Friday
Outside Depository For After Hour Payments
Phone: 903-874-7411 or 1-800-771-9095 - Call Day Or Night

RECEIVED

2 0 SP 0.690
NAVARRO COUNTY
PRECINCT #2
300 W 3RD AVE
CORNICANA TX 75110-4672

NOV 21 2024
NAVARRO COUNTY
AUDITOR'S OFFICE

KWH USAGE HISTORY

Current Month's Average KWH Per Day	0
Average Cost Per Day	.33

Due Date For Current Charges:	12/16/2024
Amount Due:	34.17

TO PAY YOUR BILL WITH A DEBIT/CREDIT CARD CALL 1-855-939-3698 OR PAY ON LINE AT www.navarroec.com.

INVOICE GROUP: 191 PCRF FACTOR = .0245570 SCRF FACTOR = .0114500 Page 1 of 1

Account #	Rate	Meter	Previous Reading	Present Reading	KWH Used	Energy Charge	Customer Charge	
Service Address		Mult	Service From:	Service To:	Demand Used	Demand Charge	Tax Charge	Total
FM 0309 *SECURITY LIGHT	5SMCO	0	0	0	0	.000	11.39	11.39
						SECURITY LIGHT		
						TOTAL CURRENT CHARGES		11.39
						TOTAL AMOUNT DUE		11.39
SE CR 3105 *SECURITY LIGHT	5SMCO	0	0	0	0	.000	22.78	22.78
						SECURITY LIGHT		
						TOTAL CURRENT CHARGES		22.78
						TOTAL AMOUNT DUE		22.78
TOTAL AMOUNT DUE								34.17

Return This Portion With Your Payment

ACCOUNT#: CYCLE: 02
INVOICE GROUP: 191

NAVARRO COUNTY
PRECINCT #2
300 W 3RD AVE
CORNICANA TX 75110-4672

Billing Date	11/15/2024		
Due Date	12/16/2024	Net Due	34.17
Gross Due After	12/16/2024	Gross Due	35.88

BE SURE TO:
MAKE YOUR CHECK PAYABLE TO NCEC.
WRITE YOUR ACCOUNT NUMBER ON YOUR CHECK.

Navarro County Electric Cooperative, Inc.
PO Box 650299
Dallas TX 75265-0299

02



001326050000003417000035885

"OWNED BY THOSE WE SERVE"



Navarro County Electric Cooperative, Inc.
3800 W. Hwy 22
PO Box 616
Corsicana TX 75151-0616

Office Hours: 8:00 am to 5:00 pm Monday - Friday
Outside Depository For After Hour Payments
Phone: 903-874-7411 or 1-800-771-9095 - Call Day Or Night

RECEIVED

4 0 SP 0.690
NAVARRO COUNTY
ATTN: AUDITORS OFFICE
300 W 3RD AVE STE 4
CORSICANA TX 75110-4672

NOV 21 2024^{5 4}_{C-1}

NAVARRO COUNTY
AUDITOR'S OFFICE



KWH USAGE HISTORY	
Current Month's Average KWH Per Day	0
Average Cost Per Day	.33

Due Date For Current Charges: 12/16/2024
Amount Due: 207.33

TO PAY YOUR BILL WITH A DEBIT/CREDIT CARD CALL
1-855-939-3698 OR PAY ON LINE AT www.navarroec.com.

INVOICE GROUP: 192

PCRF FACTOR = .0245570

SCRF FACTOR = .0114500

Page 1 of 1

Account #	Rate	Meter	Previous Reading	Present Reading	KWH Used	Energy Charge	Customer Charge	
Service Address		Mult	Service From:	Service To:	Demand Used	Demand Charge	Tax Charge	Total
SE CR 1095 *SECURITY LIGHT	5SMCO	0	0	0	0	0		
		0			.000			
					SECURITY LIGHT		11.39	
					TOTAL CURRENT CHARGES			11.39
					TOTAL AMOUNT DUE			11.39
4201 HWY 0022 W *REGULAR BILL	5SMCO	75147	29655	30912	1257	149.16	21.00	
		1	09/30/24	10/31/24	.000			
					SCRF FEE		14.39	
					TOTAL CURRENT CHARGES			184.55
					TOTAL AMOUNT DUE			184.55
SE CR 2160 *SECURITY LIGHT	5SMCO	0	0	0	0	0		
		0			.000			
					SECURITY LIGHT		11.39	
					TOTAL CURRENT CHARGES			11.39
					TOTAL AMOUNT DUE			11.39
TOTAL AMOUNT DUE								207.33

Return This Portion With Your Payment

ACCOUNT#: NVOICE GROUP: 192 CYCLE: 02

NAVARRO COUNTY
ATTN: AUDITORS OFFICE
300 W 3RD AVE SUITE 4
CORSICANA TX 75110-4672

Billing Date	11/15/2024		
Due Date	12/16/2024	Net Due	207.33
Gross Due After	12/16/2024	Gross Due	217.70

BE SURE TO:
MAKE YOUR CHECK PAYABLE TO NCEC.
WRITE YOUR ACCOUNT NUMBER ON YOUR CHECK.

Navarro County Electric Cooperative, Inc.
PO Box 650299
Dallas TX 75265-0299

02



001325890000020733000217706

"OWNED BY THOSE WE SERVE"



Navarro County Electric Cooperative, Inc.
3800 W. Hwy 22
PO Box 616
Corsicana TX 75151-0616

Office Hours: 8:00 am to 5:00 pm Monday - Friday
Outside Depository For After Hour Payments
Phone: 903-874-7411 or 1-800-771-9095 - Call Day Or Night

RECEIVED

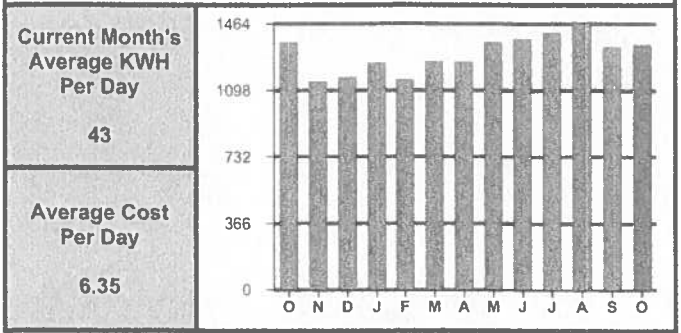
5 0 SP 0.690
NAVARRO CO SHERIFF'S DEPT
300 W 3RD AVE STE 4
CORSCIANA TX 75110-4672

NOV 5 2024
C-1

NAVARRO COUNTY
AUDITOR'S OFFICE



KWH USAGE HISTORY



Due Date For Current Charges: 12/16/2024
Amount Due: 316.00

TO PAY YOUR BILL WITH A DEBIT/CREDIT CARD CALL
1-855-939-3698 OR PAY ON LINE AT www.navarroec.com.

INVOICE GROUP: 3643 PCRF FACTOR = .0245570 SCRFF FACTOR = .0114500 Page 1 of 2

Account #	Rate	Meter	Previous Reading	Present Reading	KWH Used	Energy Charge	Customer Charge	
Service Address		Mult	Service From:	Service To:	Demand Used	Demand Charge	Tax Charge	Total
HWY 0022 W *REGULAR BILL	5SMCO	96993	1496	2844	1348	159.96	21.00	
		1	09/30/24	10/31/24	.000			
							15.43	
							0.61	
								197.00
								197.00
FM 0667 *REGULAR BILL	5SMCO	82580	13650	14016	366	43.43	21.00	
		1	09/30/24	10/31/24	.000			
							4.19	
							0.38	
								69.00
								69.00

**** SEE LAST PAGE ****

Return This Portion With Your Payment

ACCOUNT#: INVOICE GROUP: 3643 CYCLE: 02

NAVARRO CO SHERIFF'S DEPT
300 W 3RD AVE SUITE 4
CORSCIANA TX 75110-4672

Billing Date	11/15/2024		
Due Date		Net Due	316.00
Gross Due After	**SEE LAST	Gross Due	*** PAGE

BE SURE TO:
MAKE YOUR CHECK PAYABLE TO NCÉC.
WRITE YOUR ACCOUNT NUMBER ON YOUR CHECK.

Navarro County Electric Cooperative, Inc.
PO Box 650299
Dallas TX 75265-0299

02



001125570000031600000331731

"OWNED BY THOSE WE SERVE"



Navarro County Electric Cooperative, Inc.
3800 W. Hwy 22
PO Box 616
Corsicana TX 75151-0616

Office Hours: 8:00 am to 5:00 pm Monday - Friday
Outside Depository For After Hour Payments
Phone: 903-874-7411 or 1-800-771-9095 - Call Day Or Night

NAVARRO CO SHERIFF'S DEPT
300 W 3RD AVE SUITE 4
CORSCIANA TX 75110-4672

RECEIVED

NOV 21 2024

NAVARRO COUNTY
AUDITOR'S OFFICE

Due Date For Current Charges: 12/16/2024
Amount Due: 316.00

INVOICE GROUP: 3643 PCRF FACTOR = .0245570 SCRFF FACTOR = .0114500 Page 2 of 2

Account #	Rate	Meter	Previous Reading	Present Reading	KWH Used	Energy Charge	Customer Charge	
Service Address		Mult	Service From:	Service To:	Demand Used	Demand Charge	Tax Charge	Total
	SSMCO	85244	9438	9643	205	24.32	21.00	
MCKINNEY ST S		1	09/30/24	10/31/24	.000		1.43	
*REGULAR BILL							2.35	
							0.90	
								50.00
								50.00
TOTAL AMOUNT DUE								316.00

Return This Portion With Your Payment

ACCOUNT#:
INVOICE GROUP: 3643 CYCLE: 02

NAVARRO CO SHERIFF'S DEPT
300 W 3RD AVE SUITE 4
CORSCIANA TX 75110-4672

Billing Date	11/15/2024		
Due Date	12/16/2024	Net Due	316.00
Gross Due After	12/16/2024	Gross Due	331.73

BE SURE TO:
MAKE YOUR CHECK PAYABLE TO NCEC.
WRITE YOUR ACCOUNT NUMBER ON YOUR CHECK.

Navarro County Electric Cooperative, Inc.
PO Box 650299
Dallas TX 75265-0299



001125570000031600000331731



Navarro County
 Invoice #: 2077675
 Account #:

Invoice Date: 11/4/2024
 Due Date: 12/4/2024
 Amount Due: \$22,604.86

Previous Balance: \$25,748.17

Shell Energy Solutions
 PUCT: 10174
 909 Fannin St
 Suite 3500
 Houston, TX 77010

Questions or Comments:
 Toll-free 877-238-5343
 AtYourService@shellenergy.com

E-mail:
 tgillen@navarrocounty.org,
 janderson@ameresco.com,
 mp2energy.commercial@is-t.net

For Outages/Emergencies Call:
 AEP 877-373-4858
 CenterPoint 800-332-7143
 Nueces 361-387-2581
 Oncor 888-313-4747
 Sharyland 800-442-8688
 TNMP 888-866-7456

Payment Arrangements and Payment Assistance: In the event that you anticipate having difficulty paying your invoice by the due date please contact us at 877-238-5343 or email us at AtYourService@shellenergy.com. You may be eligible for payment assistance/payment plan.

Current Charges:

Energy Charges	Quantity	Unit Price	Total
Energy Rate	244,231.00	0.05381	\$13,142.94
Market Securitization (Debt) Financing - Default	53,978.00	0.00001	\$.56
Market Securitization (Debt) Financing - Uplift	253,749.40	0.00051	\$128.32
ERCOT Contingency Reserve Service (ECRS)	253,749.00	0.00010	\$25.05
Firm Fuel Supply Service	253,749.00	0.00000	\$.00
HGAC Fee	191,631.00	0.00045	\$86.23
Subtotal -- Energy Charges			\$13,383.10
TDU Delivery Charges			\$8,759.32
Taxes			\$462.44
Total Current Charges:			\$22,604.86

RECEIVED
 NOV 12 2024
 NAVARRO COUNTY
 AUDITOR'S OFFICE

Payments: (\$25,748.17)
 Adjustments: \$.00
 Late Charges: \$.00
Total Due Now: \$22,604.86

Prev. Balance	New Charges	Payments	Adjustment	Late Charges	Amount Due	Due Date
\$25,748.17	\$22,604.86	(\$25,748.17)	\$.00	\$.00	\$22,604.86	12/04/2024



Shell Energy Solutions
 909 Fannin St Suite 3500
 Houston, TX 77010

Bill Payment Assistance Program

To support low income utility billing assistance check the box and fill in the desired amount

\$ _____

312032 SBATCHF 1B



NAVARRO COUNTY
 300 W 3RD AVE STE 4
 CORSICANA TX 75110-4603



Please return this portion with your payment

Invoice Number: 2077675
 Account Number:
 Due Date: 12/4/2024
 Amount Due: \$22,604.86
Amount due after 12/4/2024: \$22,604.86
 Amount Enclosed: \$

Please pay online at www.ShellEnergy.com,
 mail your check with this stub or pay via
 JPMorgan Chase
 Account # 100061602
 ABA# (Wire) 021000021/ (ACH) 111000614

SHELL ENERGY SOLUTIONS
 PO BOX 733560
 DALLAS, TX 75373-3560

733560 2077675 00009104 002260486 0



Navarro County
 Invoice #: 2077675 - 53193058
 Account #:

Invoice Date: 11/4/2024
 Due Date: 12/4/2024
 Current Charges: \$56.54

SUPPORT

Service Period: 9/26/2024 - 10/28/2024

Shell Energy Solutions
 PUCT: 10174
 909 Fannin St
 Suite 3500
 Houston, TX 77010

Meter	Type	Current Read	Prior Read	Multiplier	Usage (kWh)	PF	Peak Demand (kW)
133879874LG	A	19,820.	19,304.	1	516		

Questions or Comments:
 Toll-free 877-238-5343
 AtYourService@shellenergy.com

ESI ID:
 10443720000629740

Service Address:
 516 N 13TH ST
 CORSICANA, TX 75110-3008

Your Reference:

E-mail:
 tgillen@navarrocounty.org,
 janderson@ameresco.com,
 mp2energy.commercial@is-t.net

For Outages/Emergencies Call:
 AEP 877-373-4858
 CenterPoint 800-332-7143
 Nueces 361-387-2581
 Oncor 888-313-4747
 Sharyland 800-545-4513
 TNMP 888-866-7456

Contract Expiration Date: 12/01/2026

The average price you paid for electric service this month was \$0.089 per kWh.

Energy Charges	Quantity	Unit Price	Total
Energy Rate	516.00	0.04930	\$25.44
HGAC Fee	516.00	0.00045	\$.23
ERCOT Contingency Reserve Service (ECRS)	539.00	0.00013	\$.07
Firm Fuel Supply Service	539.00	0.00000	\$.00
Market Securitization (Debt) Financing - Uplift	539.01	0.00054	\$.29
Subtotal -- Energy Charges			\$26.03
TDU Delivery Charges			
Transmission Cost Recovery Factor	516.00	0.01840	\$9.51
Meter Charge	1.00	4.61000	\$4.61
Nuclear Decommissioning Fee	516.00	0.00010	\$.07
Customer Charge	1.00	2.26000	\$2.26
Distribution System Charge	516.00	0.02130	\$10.97
Energy Efficiency Cost Recovery Factor	516.00	0.00000	\$.02
Distribution Cost Recovery Factor	516.00	0.00360	\$1.84
Rate Case Expenses Surcharge	516.00	0.00010	\$.03
Subtotal - TDU Delivery Charges			\$29.31
Taxes			
STATE SALES TAX	56.19	0.0000%	\$.00
COUNTY SALES TAX	56.19	0.0000%	\$.00
CITY SALES TAX	56.19	0.0000%	\$.00
PUCA Assessment	54.99	0.1670%	\$.09
Miscellaneous Gross Receipts Fee	54.99	1.9970%	\$1.11
Subtotal - Taxes			\$1.20
Total Current Charges			\$56.54



Navarro County
 Invoice #: 2077675 - 53190249
 Account #:

Invoice Date: 11/4/2024
 Due Date: 12/4/2024
 Current Charges: \$42.42

SUPPORT

Service Period: 9/24/2024 - 10/24/2024

Shell Energy Solutions
 PUCT: 10174
 909 Fannin St
 Suite 3500
 Houston, TX 77010

Questions or Comments:
 Toll-free 877-238-5343
 AtYourService@shellenergy.com

ESI ID:
 10443720004916981

Service Address:
 601 N 13TH ST GRDL 1
 CORSICANA, TX 75110-3015

Your Reference:

E-mail:
 tgillen@navarrocounty.org,
 janderson@ameresco.com,
 mp2energy.commercial@is-t.net

For Outages/Emergencies Call:
 AEP 877-373-4858
 CenterPoint 800-332-7143
 Nueces 361-387-2581
 Oncor 888-313-4747
 Sharyland 800-545-4513
 TNMP 888-866-7456

Contract Expiration Date: 12/01/2026

Meter	Type	Current Read	Prior Read	Multiplier	Usage (kWh)	PF	Peak Demand (kW)
10443720004916981_UNME	A			1	240		

Energy Charges	Quantity	Unit Price	Total
Energy Rate	240.00	0.04930	\$11.83
HGAC Fee	240.00	0.00045	\$.11
ERCOT Contingency Reserve Service (ECRS)	245.00	0.00010	\$.02
Firm Fuel Supply Service	245.00	0.00000	\$.00
Market Securitization (Debt) Financing - Uplift	245.01	0.00053	\$.13
Subtotal -- Energy Charges			\$12.09
TDU Delivery Charges			
Nuclear Decommissioning Fee	240.00	0.00020	\$.04
Customer Charge	1.00	1.26000	\$1.26
Outdoor Lighting - Facilities	3.00	9.04000	\$27.12
Distribution Cost Recovery Factor	240.00	0.00400	\$.96
Rate Case Expenses Surcharge	240.00	0.00020	\$.05
Subtotal - TDU Delivery Charges			\$29.43
Taxes			
STATE SALES TAX	42.22	0.0000%	\$.00
COUNTY SALES TAX	42.22	0.0000%	\$.00
CITY SALES TAX	42.22	0.0000%	\$.00
PUCA Assessment	41.32	0.1670%	\$.07
Miscellaneous Gross Receipts Fee	41.32	1.9970%	\$.83
Subtotal - Taxes			\$0.90
Total Current Charges			\$42.42

The average price you paid for electric service this month was \$0.089 per kWh.



Navarro County
 Invoice #: 2077675 - 53185922
 Account #:

Invoice Date: 11/4/2024
 Due Date: 12/4/2024
 Current Charges: \$35.29

SUPPORT

Service Period: 9/20/2024 - 10/21/2024

Shell Energy Solutions
 PUCT: 10174
 909 Fannin St
 Suite 3500
 Houston, TX 77010

Meter	Type	Current Read	Prior Read	Multiplier	Usage (kWh)	PF	Peak Demand [kW]
10443720005152984_UNME	A	.	.	1.	200		

Questions or Comments:
 Toll-free 877-238-5343
 AtYourService@shellenergy.com

ESI ID:
 10443720005152984

Service Address:
 312 W 2ND AVE GRDL
 CORSICANA, TX 75110-3004

Your Reference:

E-mail:
 tgillen@navarrocounty.org,
 janderson@ameresco.com,
 mp2energy.commercial@is-t.net

For Outages/Emergencies Call:
 AEP 877-373-4858
 CenterPoint 800-332-7143
 Nueces 361-387-2581
 Oncor 888-313-4747
 Sharyland 800-545-4513
 TNMP 888-866-7456

Contract Expiration Date: 12/01/2026

Energy Charges	Quantity	Unit Price	Total
Energy Rate	200.00	0.04930	\$9.86
HGAC Fee	200.00	0.00045	\$.09
ERCOT Contingency Reserve Service (ECRS)	204.00	0.00009	\$.02
Firm Fuel Supply Service	204.00	0.00000	\$.00
Market Securitization (Debt) Financing - Uplift	204.02	0.00054	\$.11
Subtotal -- Energy Charges			\$10.08
TDU Delivery Charges			
Nuclear Decommissioning Fee	200.00	0.00020	\$.03
Customer Charge	1.00	1.26000	\$1.26
Outdoor Lighting - Facilities	2.00	11.16000	\$22.32
Distribution Cost Recovery Factor	200.00	0.00400	\$.80
Rate Case Expenses Surcharge	200.00	0.00020	\$.04
Subtotal - TDU Delivery Charges			\$24.45
Taxes			
STATE SALES TAX	35.11	0.0000%	\$.00
COUNTY SALES TAX	35.11	0.0000%	\$.00
CITY SALES TAX	35.11	0.0000%	\$.00
PUCA Assessment	34.37	0.1670%	\$.06
Miscellaneous Gross Receipts Fee	34.37	1.9970%	\$.70
Subtotal -- Taxes			\$0.76
Total Current Charges			\$35.29

The average price you paid for electric service this month was \$0.089 per kWh.



Navarro County
 Invoice #: 2077675 - 53185920
 Account #:

Invoice Date: 11/4/2024
 Due Date: 12/4/2024
 Current Charges: \$15.01

SUPPORT

Service Period: 9/20/2024 - 10/21/2024

Shell Energy Solutions
 PUCT: 10174
 909 Fannin St
 Suite 3500
 Houston, TX 77010

Questions or Comments:
 Toll-free 877-238-5343
 AtYourService@shellenergy.com

ESI ID:
 10443720005059333

Service Address:
 300 W 3RD AVE GRDL 2
 CORSICANA, TX 75110-4603

Your Reference:

E-mail:
 tgillen@navarrocounty.org,
 janderson@ameresco.com,
 mp2energy.commercial@is-t.net

For Outages/Emergencies Call:
 AEP 877-373-4858
 CenterPoint 800-332-7143
 Nueces 361-387-2581
 Oncor 888-313-4747
 Sharyland 800-545-4513
 TNMP 888-866-7456

Contract Expiration Date: 12/01/2026

Meter	Type	Current Read	Prior Read	Multiplier	Usage (kWh)	PF	Peak Demand (kW)
10443720005059333_UNME	A			1	80		

Energy Charges	Quantity	Unit Price	Total
Energy Rate	80.00	0.04930	\$3.94
HGAC Fee	80.00	0.00045	\$.04
ERCOT Contingency Reserve Service (ECRS)	82.00	0.00009	\$.01
Firm Fuel Supply Service	82.00	0.00000	\$.00
Market Securitization (Debt) Financing - Uplift	82.02	0.00049	\$.04
Subtotal -- Energy Charges			\$4.03
TDU Delivery Charges			
Nuclear Decommissioning Fee	80.00	0.00020	\$.01
Customer Charge	1.00	1.26000	\$1.26
Outdoor Lighting - Facilities	1.00	9.04000	\$9.04
Distribution Cost Recovery Factor	80.00	0.00400	\$.32
Rate Case Expenses Surcharge	80.00	0.00020	\$.02
Subtotal - TDU Delivery Charges			\$10.65
Taxes			
STATE SALES TAX	14.94	0.0000%	\$.00
COUNTY SALES TAX	14.94	0.0000%	\$.00
CITY SALES TAX	14.94	0.0000%	\$.00
PUCA Assessment	14.61	0.1670%	\$.03
Miscellaneous Gross Receipts Fee	14.61	1.9970%	\$.30
Subtotal -- Taxes			\$0.33
Total Current Charges			\$15.01

The average price you paid for electric service this month was \$0.089 per kWh.



Navarro County
 Invoice #: 2077675 - 53185919
 Account #:

Invoice Date: 11/4/2024
 Due Date: 12/4/2024
 Current Charges: \$20.24

SUPPORT

Service Period: 9/20/2024 - 10/21/2024

Shell Energy Solutions
 PUCT: 10174
 909 Fannin St
 Suite 3500
 Houston, TX 77010

Meter	Type	Current Read	Prior Read	Multiplier	Usage (kWh)	PF	Peak Demand (kW)
10443720005059302_UNME	A			1	150		

Questions or Comments:
 Toll-free 877-238-5343
 AtYourService@shellenergy.com

ESI ID:
 10443720005059302

Service Address:
 300 W 3RD AVE GRDL 1
 CORSICANA, TX 75110-4603

Your Reference:

E-mail:
 tgillen@navarrocounty.org,
 janderson@ameresco.com,
 mp2energy.commercial@is-t.net

For Outages/Emergencies Call:
 AEP 877-373-4858
 CenterPoint 800-332-7143
 Nueces 361-387-2581
 Oncor 888-313-4747
 Sharyland 800-545-4513
 TNMP 888-866-7456

Contract Expiration Date: 12/01/2026

Energy Charges	Quantity	Unit Price	Total
Energy Rate	150.00	0.04930	\$7.40
HGAC Fee	150.00	0.00045	\$.07
ERCOT Contingency Reserve Service (ECRS)	153.00	0.00009	\$.01
Firm Fuel Supply Service	153.00	0.00000	\$.00
Market Securitization (Debt) Financing - Uplift	153.02	0.00052	\$.08
Subtotal -- Energy Charges			\$7.56
TDU Delivery Charges			
Nuclear Decommissioning Fee	150.00	0.00020	\$.02
Customer Charge	1.00	1.26000	\$1.26
Outdoor Lighting - Facilities	1.00	10.34000	\$10.34
Distribution Cost Recovery Factor	150.00	0.00400	\$.60
Rate Case Expenses Surcharge	150.00	0.00020	\$.03
Subtotal - TDU Delivery Charges			\$12.25
Taxes			
STATE SALES TAX	20.11	0.0000%	\$.00
COUNTY SALES TAX	20.11	0.0000%	\$.00
CITY SALES TAX	20.11	0.0000%	\$.00
PUCA Assessment	19.69	0.1670%	\$.03
Miscellaneous Gross Receipts Fee	19.69	1.9970%	\$.40
Subtotal - Taxes			\$0.43
Total Current Charges			\$20.24

The average price you paid for electric service this month was \$0.089 per kWh.



Navarro County

Invoice #: 2077675 - 53185139

Account #:

Invoice Date: 11/4/2024

Due Date: 12/4/2024

Current Charges: \$100.68

SUPPORT

Service Period: 9/20/2024 - 10/21/2024

Shell Energy Solutions
 PUCT: 10174
 909 Fannin St
 Suite 3500
 Houston, TX 77010

Questions or Comments:
 Toll-free 877-238-5343
 AtYourService@shellenergy.com

ESI ID:
 10443720001830246

Service Address:
 00313 W 3RD AVE
 CORSICANA, TX 75110-4665

Your Reference:

E-mail:
 tgillen@navarrocounty.org,
 janderson@ameresco.com,
 mp2energy.commercial@is-t.net

For Outages/Emergencies Call:
 AEP 877-373-4858
 CenterPoint 800-332-7143
 Nueces 361-387-2581
 Oncor 888-313-4747
 Sharyland 800-545-4513
 TNMP 888-866-7456

Contract Expiration Date: 12/01/2026

The average price you paid for electric service this month was \$0.089 per kWh.

Meter	Type	Current Read	Prior Read	Multiplier	Usage (kWh)	PF	Peak Demand (kW)
157087802LG	A	53,097	52,120	1	977		

Energy Charges	Quantity	Unit Price	Total
Energy Rate	977.00	0.04930	\$48.17
HGAC Fee	977.00	0.00045	\$.44
ERCOT Contingency Reserve Service (ECRS)	1,020.00	0.00010	\$.10
Firm Fuel Supply Service	1,020.00	0.00000	\$.00
Market Securitization (Debt) Financing - Uplift	1,020.02	0.00051	\$.52
Subtotal -- Energy Charges			\$49.23
TDU Delivery Charges			
Transmission Cost Recovery Factor	977.00	0.01840	\$18.00
Meter Charge	1.00	4.61000	\$4.61
Nuclear Decommissioning Fee	977.00	0.00010	\$.13
Customer Charge	1.00	2.26000	\$2.26
Distribution System Charge	977.00	0.02130	\$20.76
Energy Efficiency Cost Recovery Factor	977.00	0.00000	\$.04
Distribution Cost Recovery Factor	977.00	0.00360	\$3.49
Rate Case Expenses Surcharge	977.00	0.00010	\$.05
Subtotal - TDU Delivery Charges			\$49.34
Taxes			
STATE SALES TAX	100.03	0.0000%	\$.00
COUNTY SALES TAX	100.03	0.0000%	\$.00
CITY SALES TAX	100.03	0.0000%	\$.00
PUCA Assessment	97.91	0.1670%	\$.16
Miscellaneous Gross Receipts Fee	97.91	1.9970%	\$1.95
Subtotal -- Taxes			\$2.11
Total Current Charges			\$100.68



Navarro County
 Invoice #: 2077675 - 53185138
 Account #:

Invoice Date: 11/4/2024
 Due Date: 12/4/2024
 Current Charges: \$4,618.54

SUPPORT

Service Period: 9/20/2024 - 10/21/2024

Shell Energy Solutions
 PUCT: 10174
 909 Fannin St
 Suite 3500
 Houston, TX 77010

Questions or Comments:
 Toll-free 877-238-5343
 AtYourService@shellenergy.com

ESI ID:
 10443720001835423

Service Address:
 300 W 3RD AVE UNIT 3
 CORSICANA, TX 75110-4603

Your Reference:

E-mail:
 tgillen@navarrocounty.org,
 janderson@ameresco.com,
 mp2energy.commercial@is-t.net

For Outages/Emergencies Call:
 AEP 877-373-4858
 CenterPoint 800-332-7143
 Nueces 361-387-2581
 Oncor 888-313-4747
 Sharyland 800-545-4513
 TNMP 888-866-7456

Contract Expiration Date: 12/01/2026

The average price you paid for electric service this month was \$0.089 per kWh.

Meter	Type	Current Read	Prior Read	Multiplier	Usage:(kWh)	PF	Peak Demand (kW)
130911030LG	A	54,571.	54,025.	100	54,600		159.00

Energy Charges	Quantity	Unit Price	Total
Energy Rate	54,600.00	0.04930	\$2,691.78
HGAC Fee	54,600.00	0.00045	\$24.57
ERCOT Contingency Reserve Service (ECRS)	57,031.00	0.00011	\$6.10
Firm Fuel Supply Service	57,031.00	0.00000	\$.00
Market Securitization (Debt) Financing - Uplift	57,031.02	0.00052	\$29.49
Subtotal -- Energy Charges			\$2,751.94
TDU Delivery Charges			
Transmission Cost Recovery Factor	159.00	4.95900	\$788.48
Meter Charge	1.00	21.30000	\$21.30
Nuclear Decommissioning Fee	160.00	0.04500	\$7.20
Customer Charge	1.00	11.13000	\$11.13
Distribution System Charge	160.00	5.12100	\$819.37
Energy Efficiency Cost Recovery Factor	54,600.00	0.00040	\$22.22
Distribution Cost Recovery Factor	160.00	0.61450	\$98.32
Rate Case Expenses Surcharge	160.00	0.01220	\$1.95
Subtotal - TDU Delivery Charges			\$1,769.97
Taxes			
STATE SALES TAX	4,562.61	0.0000%	\$.00
COUNTY SALES TAX	4,562.61	0.0000%	\$.00
CITY SALES TAX	4,562.61	0.0000%	\$.00
PUCA Assessment	4,465.97	0.1670%	\$7.46
Miscellaneous Gross Receipts Fee	4,465.97	1.9970%	\$89.17
Subtotal -- Taxes			\$96.63
Total Current Charges			\$4,618.54



Navarro County
 Invoice #: 2077675 - 53185137
 Account #:

Invoice Date: 11/4/2024
 Due Date: 12/4/2024
 Current Charges: \$194.83

SUPPORT

Service Period: 9/20/2024 - 10/21/2024

Meter	Type	Current Read	Prior Read	Multiplier	Usage (kWh)	PF	Peak Demand (kW)
157664405LG	A	73,225.	72,400.	1	825		11.00

Shell Energy Solutions
 PUCT: 10174
 909 Fannin St
 Suite 3500
 Houston, TX 77010

Questions or Comments:
 Toll-free 877-238-5343
 AtYourService@shellenergy.com

ESI ID:
 10443720001830308

Service Address:
 315 W 3RD AVE STE B
 CORSICANA, TX 75110-0492

Your Reference:

E-mail:
 tgillen@navarrocounty.org,
 janderson@amesco.com,
 mp2energy.commercial@is-t.net

For Outages/Emergencies Call:
 AEP 877-373-4858
 CenterPoint 800-332-7143
 Nueces 361-387-2581
 Oncor 888-313-4747
 Sharyland 800-545-4513
 TNMP 888-866-7456

Contract Expiration Date: 12/01/2026

Energy Charges	Quantity	Unit Price	Total
Energy Rate	825.00	0.04930	\$40.67
HGAC Fee	825.00	0.00045	\$.37
ERCOT Contingency Reserve Service (ECRS)	861.00	0.00009	\$.08
Firm Fuel Supply Service	861.00	0.00000	\$.00
Market Securitization (Debt) Financing - Uplift	861.02	0.00051	\$.44
Subtotal -- Energy Charges			\$41.56
TDU Delivery Charges			
Transmission Cost Recovery Factor	11.00	4.95900	\$54.55
Meter Charge	1.00	21.30000	\$21.30
Nuclear Decommissioning Fee	11.00	0.04500	\$.50
Customer Charge	1.00	11.13000	\$11.13
Distribution System Charge	11.00	5.12100	\$56.33
Energy Efficiency Cost Recovery Factor	825.00	0.00040	\$.34
Distribution Cost Recovery Factor	11.00	0.61450	\$6.76
Rate Case Expenses Surcharge	11.00	0.01220	\$.13
Subtotal - TDU Delivery Charges			\$151.04
Taxes			
STATE SALES TAX	191.58	0.0000%	\$.00
COUNTY SALES TAX	191.58	0.0000%	\$.00
CITY SALES TAX	191.58	1.0000%	\$1.91
PUCA Assessment	191.26	0.1670%	\$.32
Subtotal -- Taxes			\$2.23
Total Current Charges			\$194.83

The average price you paid for electric service this month was \$0.089 per kWh.



Navarro County
 Invoice #: 2077675 - 53185135
 Account #:

Invoice Date: 11/4/2024
 Due Date: 12/4/2024
 Current Charges: \$226.08

SUPPORT

Service Period: 9/20/2024 - 10/21/2024

Shell Energy Solutions
 PUCT: 10174
 909 Fannin St
 Suite 3500
 Houston, TX 77010

Questions or Comments:
 Toll-free 877-238-5343
 AtYourService@shellenergy.com

ESI ID:
 10443720001830277

Service Address:
 315 W 3RD AVE STE A
 CORSICANA, TX 75110-0492

Your Reference:

E-mail:
 tgillen@navarrocounty.org,
 janderson@ameresco.com,
 mp2energy.commercial@is-t.net

For Outages/Emergencies Call:
 AEP 877-373-4858
 CenterPoint 800-332-7143
 Nueces 361-387-2581
 Oncor 888-313-4747
 Sharyland 800-545-4513
 TNMP 888-866-7456

Contract Expiration Date: 12/01/2026

Meter	Type	Current Read	Prior Read	Multiplier	Usage (kWh)	PF	Peak Demand (kW)
185899402LG	A	19,819.	19,233.	1	586		15.00

Energy Charges	Quantity	Unit Price	Total
Energy Rate	586.00	0.04930	\$28.89
HGAC Fee	586.00	0.00045	\$.26
ERCOT Contingency Reserve Service (ECRS)	612.00	0.00009	\$.06
Firm Fuel Supply Service	612.00	0.00000	\$.00
Market Securitization (Debt) Financing - Uplift	612.02	0.00051	\$.31
Subtotal -- Energy Charges			\$29.52
TDU Delivery Charges			
Transmission Cost Recovery Factor	15.00	4.95900	\$74.39
Meter Charge	1.00	21.30000	\$21.30
Nuclear Decommissioning Fee	15.00	0.04500	\$.68
Customer Charge	1.00	11.13000	\$11.13
Distribution System Charge	15.00	5.12100	\$76.82
Energy Efficiency Cost Recovery Factor	586.00	0.00040	\$.24
Distribution Cost Recovery Factor	15.00	0.61450	\$9.22
Rate Case Expenses Surcharge	15.00	0.01220	\$.18
Subtotal - TDU Delivery Charges			\$193.96
Taxes			
STATE SALES TAX	222.5	0.0000%	\$.00
COUNTY SALES TAX	222.5	0.0000%	\$.00
CITY SALES TAX	222.5	1.0000%	\$2.22
PUCA Assessment	222.12	0.1670%	\$.38
Subtotal - Taxes			\$2.60
Total Current Charges			\$226.08

The average price you paid for electric service this month was \$0.089 per kWh.



Navarro County
 Invoice #: 2077675 - 53185134
 Account #:

Invoice Date: 11/4/2024
 Due Date: 12/4/2024
 Current Charges: \$8,688.23

SUPPORT

Service Period: 9/20/2024 - 10/21/2024

Shell Energy Solutions
 PUCT: 10174
 909 Fannin St
 Suite 3500
 Houston, TX 77010

Meter	Type	Current Read	Prior Read	Multiplier	Usage (kWh)	PF	Peak Demand (kW)
107267397LG	A	75,529.	75,088.	240	105,840	0.931	282.00

Questions or Comments:
 Toll-free 877-238-5343
 AtYourService@shellenergy.com

ESI ID:
 10443720001836012

Service Address:
 312 W 2ND AVE
 CORSICANA, TX 75110-3004

Your Reference:

E-mail:
 tgillen@navarrocounty.org,
 janderson@ameresco.com,
 mp2energy.commercial@is-t.net

For Outages/Emergencies Call:
 AEP 877-373-4858
 CenterPoint 800-332-7143
 Nueces 361-387-2581
 Oncor 888-313-4747
 Sharyland 800-545-4513
 TNMP 888-866-7456

Contract Expiration Date: 12/01/2026

The average price you paid for electric service this month was \$0.089 per kWh.

Energy Charges	Quantity	Unit Price	Total
Energy Rate	105,840.00	0.04930	\$5,217.91
HGAC Fee	105,840.00	0.00045	\$47.63
ERCOT Contingency Reserve Service (ECRS)	110,552.00	0.00011	\$11.82
Firm Fuel Supply Service	110,552.00	0.00000	\$.00
Market Securitization (Debt) Financing - Uplift	110,552.02	0.00052	\$57.11
Subtotal -- Energy Charges			\$5,334.47
TDU Delivery Charges			
Transmission Cost Recovery Factor	288.00	4.95900	\$1,428.20
Meter Charge	1.00	21.30000	\$21.30
Nuclear Decommissioning Fee	288.00	0.04500	\$12.96
Customer Charge	1.00	11.13000	\$11.13
Distribution System Charge	288.00	5.12100	\$1,474.86
Energy Efficiency Cost Recovery Factor	105,840.00	0.00040	\$43.08
Distribution Cost Recovery Factor	288.00	0.61450	\$176.97
Rate Case Expenses Surcharge	288.00	0.01220	\$3.51
Subtotal - TDU Delivery Charges			\$3,172.01
Taxes			
STATE SALES TAX	8,581.06	0.0000%	\$.00
COUNTY SALES TAX	8,581.06	0.0000%	\$.00
CITY SALES TAX	8,581.06	0.0000%	\$.00
PUCA Assessment	8,399.3	0.1670%	\$14.03
Miscellaneous Gross Receipts Fee	8,399.3	1.9970%	\$167.72
Subtotal - Taxes			\$181.75
Total Current Charges			\$8,688.23



Navarro County
 Invoice #: 2077675 - 53179081
 Account #:

Invoice Date: 11/4/2024
 Due Date: 12/4/2024
 Current Charges: \$1,317.89

SUPPORT

Service Period: 9/17/2024 - 10/16/2024

Meter	Type	Current Read	Prior Read	Multiplier	Usage (kWh)	PF	Peak Demand (kW)
107267050LG	A	25,946.	25,801.	60	8,700		45.00

Shell Energy Solutions
 PUCT: 10174
 909 Fannin St
 Suite 3500
 Houston, TX 77010

Questions or Comments:
 Toll-free 877-238-5343
 AtYourService@shellenergy.com

ESI ID:
 10443720001907436

Service Address:
 00800 N MAIN ST STE X
 CORSICANA, TX 75110-3053

Your Reference:

E-mail:
 tgillen@navarrocounty.org,
 janderson@ameresco.com,
 mp2energy.commercial@is-t.net

For Outages/Emergencies Call:
 AEP 877-373-4858
 CenterPoint 800-332-7143
 Nueces 361-387-2581
 Oncor 888-313-4747
 Sharyland 800-545-4513
 TNMP 888-866-7456

Contract Expiration Date: 12/01/2026

The average price you paid for electric service this month was \$0.089 per kWh.

Energy Charges	Quantity	Unit Price	Total
Energy Rate	8,700.00	0.08417	\$732.28
HGAC Fee	8,700.00	0.00045	\$3.91
ERCOT Contingency Reserve Service (ECRS)	8,939.00	0.00010	\$.87
Firm Fuel Supply Service	8,939.00	0.00000	\$.00
Market Securitization (Debt) Financing - Uplift	8,939.02	0.00049	\$4.37
Subtotal -- Energy Charges			\$741.43
TDU Delivery Charges			
Transmission Cost Recovery Factor	45.00	4.95900	\$223.16
Meter Charge	1.00	21.30000	\$21.30
Nuclear Decommissioning Fee	50.00	0.04500	\$2.25
Customer Charge	1.00	11.13000	\$11.13
Distribution System Charge	50.00	5.12100	\$256.05
Energy Efficiency Cost Recovery Factor	8,700.00	0.00040	\$3.54
Distribution Cost Recovery Factor	50.00	0.61450	\$30.72
Rate Case Expenses Surcharge	50.00	0.01220	\$.61
Subtotal - TDU Delivery Charges			\$548.76
Taxes			
STATE SALES TAX	1,307.58	0.0000%	\$.00
COUNTY SALES TAX	1,307.58	0.0000%	\$.00
CITY SALES TAX	1,307.58	0.0000%	\$.00
PUCA Assessment	1,279.88	0.1670%	\$2.14
Miscellaneous Gross Receipts Fee	1,279.88	1.9970%	\$25.56
Subtotal -- Taxes			\$27.70
Total Current Charges			\$1,317.89



Navarro County
 Invoice #: 2077675 - 53178886
 Account #

Invoice Date: 11/4/2024
 Due Date: 12/4/2024
 Current Charges: \$115.13

SUPPORT

Service Period: 9/17/2024 - 10/16/2024

Shell Energy Solutions
 PUCT: 10174
 909 Fannin St
 Suite 3500
 Houston, TX 77010

Meter	Type	Current Read	Prior Read	Multiplier	Usage (kWh)	PF	Peak Demand (kW)
151350722LG	A	75,374.	74,246.	1	1,128		

Questions or Comments:
 Toll-free 877-238-5343
 AtYourService@shellenergy.com

ESI ID:
 10443720001905080

Service Address:
 00221 W 1ST AVE
 CORSICANA, TX 75110-3052

Your Reference:

E-mail:
 tgillen@navarrocounty.org,
 janderson@ameresco.com,
 mp2energy.commercial@is-t.net

For Outages/Emergencies Call:
 AEP 877-373-4858
 CenterPoint 800-332-7143
 Nueces 361-387-2581
 Oncor 888-313-4747
 Sharyland 800-545-4513
 TNMP 888-866-7456

Contract Expiration Date: 12/01/2026

The average price you paid for electric service this month was \$0.089 per kWh.

Energy Charges	Quantity	Unit Price	Total
Energy Rate	1,128.00	0.04930	\$55.61
HGAC Fee	1,128.00	0.00045	\$.51
ERCOT Contingency Reserve Service (ECRS)	1,180.00	0.00011	\$.12
Firm Fuel Supply Service	1,180.00	0.00000	\$.00
Market Securitization (Debt) Financing - Uplift	1,180.02	0.00049	\$.58
Subtotal -- Energy Charges			\$56.82
TDU Delivery Charges			
Transmission Cost Recovery Factor	1,128.00	0.01840	\$20.78
Meter Charge	1.00	4.61000	\$4.61
Nuclear Decommissioning Fee	1,128.00	0.00010	\$.15
Customer Charge	1.00	2.26000	\$2.26
Distribution System Charge	1,128.00	0.02130	\$23.97
Energy Efficiency Cost Recovery Factor	1,128.00	0.00000	\$.04
Distribution Cost Recovery Factor	1,128.00	0.00360	\$4.03
Rate Case Expenses Surcharge	1,128.00	0.00010	\$.06
Subtotal - TDU Delivery Charges			\$55.90
Taxes			
STATE SALES TAX	114.38	0.0000%	\$.00
COUNTY SALES TAX	114.38	0.0000%	\$.00
CITY SALES TAX	114.38	0.0000%	\$.00
PUCA Assessment	111.96	0.1670%	\$.18
Miscellaneous Gross Receipts Fee	111.96	1.9970%	\$2.23
Subtotal - Taxes			\$2.41
Total Current Charges			\$115.13



Navarro County
 Invoice #: 2077675 - 53178884
 Account #:

Invoice Date: 11/4/2024
 Due Date: 12/4/2024
 Current Charges: \$1,030.49

SUPPORT

Service Period: 9/17/2024 - 10/16/2024

Shell Energy Solutions
 PUCT: 10174
 909 Fannin St
 Suite 3500
 Houston, TX 77010

Questions or Comments:
 Toll-free 877-238-5343
 AtYourService@shellenergy.com

ESI ID:
 10443720001906909

Service Address:
 00601 N 13TH ST
 CORSICANA, TX 75110-3015

Your Reference:

E-mail:
 tgillen@navarrocounty.org,
 janderson@ameresco.com,
 mp2energy.commercial@is-t.net

For Outages/Emergencies Call:
 AEP 877-373-4858
 CenterPoint 800-332-7143
 Nueces 361-387-2581
 Oncor 888-313-4747
 Sharyland 800-545-4513
 TNMP 888-866-7456

Contract Expiration Date: 12/01/2026

The average price you paid for electric service this month was \$0.089 per kWh.

Meter	Type	Current Read	Prior Read	Multiplier	Usage (kWh)	PF	Peak Demand (kW)
147646049LG	A	5,996.	5,806.	60	11,400		37.00

Energy Charges	Quantity	Unit Price	Total
Energy Rate	11,400.00	0.04930	\$562.02
HGAC Fee	11,400.00	0.00045	\$5.13
ERCOT Contingency Reserve Service (ECRS)	11,713.00	0.00010	\$1.14
Firm Fuel Supply Service	11,713.00	0.00000	\$.00
Market Securitization (Debt) Financing - Uplift	11,713.02	0.00049	\$5.73
Subtotal -- Energy Charges			\$574.02
TDU Delivery Charges			
Transmission Cost Recovery Factor	37.00	4.95900	\$183.48
Meter Charge	1.00	21.30000	\$21.30
Nuclear Decommissioning Fee	37.00	0.04500	\$1.67
Customer Charge	1.00	11.13000	\$11.13
Distribution System Charge	37.00	5.12100	\$189.48
Energy Efficiency Cost Recovery Factor	11,400.00	0.00040	\$4.64
Distribution Cost Recovery Factor	37.00	0.61450	\$22.74
Rate Case Expenses Surcharge	37.00	0.01220	\$.45
Subtotal - TDU Delivery Charges			\$434.89
Taxes			
STATE SALES TAX	1,018.59	0.0000%	\$.00
COUNTY SALES TAX	1,018.59	0.0000%	\$.00
CITY SALES TAX	1,018.59	0.0000%	\$.00
PUCA Assessment	997.02	0.1670%	\$1.68
Miscellaneous Gross Receipts Fee	997.02	1.9970%	\$19.90
Subtotal - Taxes			\$21.58
Total Current Charges			\$1,030.49



Navarro County
 Invoice #: 2077675 - 53178883
 Account #:

Invoice Date: 11/4/2024
 Due Date: 12/4/2024
 Current Charges: \$8.27

SUPPORT

Service Period: 9/17/2024 - 10/16/2024

Meter	Type	Current Read	Prior Read	Multiplier	Usage (kWh)	PF	Peak Demand (kW)
165181207LG	A	385.	372.	1	13		

Shell Energy Solutions
 PUCT: 10174
 909 Fannin St
 Suite 3500
 Houston, TX 77010

Questions or Comments:
 Toll-free 877-238-5343
 AtYourService@shellenergy.com

ESI ID:
 10443720009381474

Service Address:
 400 W 2ND AVE
 CORSICANA, TX 75110-2905

Your Reference:

E-mail:
 tgillen@navarrocounty.org,
 janderson@ameresco.com,
 mp2energy.commercial@is-t.net

For Outages/Emergencies Call:
 AEP 877-373-4858
 CenterPoint 800-332-7143
 Nueces 361-387-2581
 Oncor 888-313-4747
 Sharyland 800-545-4513
 TNMP 888-866-7456

Contract Expiration Date: 12/01/2026

The average price you paid for electric service this month was \$0.089 per kWh.

Energy Charges	Quantity	Unit Price	Total
Energy Rate	13.00	0.04930	\$.64
HGAC Fee	13.00	0.00045	\$.01
ERCOT Contingency Reserve Service (ECRS)	14.00	0.00011	\$.00
Firm Fuel Supply Service	14.00	0.00000	\$.00
Market Securitization (Debt) Financing - Uplift	14.02	0.00071	\$.01
Subtotal -- Energy Charges			\$0.66
TDU Delivery Charges			
Transmission Cost Recovery Factor	13.00	0.01840	\$.24
Meter Charge	1.00	4.61000	\$4.61
Customer Charge	1.00	2.26000	\$2.26
Distribution System Charge	13.00	0.02130	\$.28
Distribution Cost Recovery Factor	13.00	0.00360	\$.05
Subtotal - TDU Delivery Charges			\$7.44
Taxes			
STATE SALES TAX	8.27	0.0000%	\$.00
COUNTY SALES TAX	8.27	0.0000%	\$.00
CITY SALES TAX	8.27	0.0000%	\$.00
PUCA Assessment	8.09	0.1670%	\$.01
Miscellaneous Gross Receipts Fee	8.09	1.9970%	\$.16
Subtotal - Taxes			\$0.17
Total Current Charges			\$8.27



Navarro County
 Invoice #: 2077675 - 53178882
 Account #

Invoice Date: 11/4/2024
 Due Date: 12/4/2024
 Current Charges: \$272.92

SUPPORT

Service Period: 9/17/2024 - 10/16/2024

Shell Energy Solutions
 PUCT: 10174
 909 Fannin St
 Suite 3500
 Houston, TX 77010

Questions or Comments:
 Toll-free 877-238-5343
 AtYourService@shellenergy.com

ESI ID:
 10443720001906878

Service Address:
 601 N 13TH ST SHOP
 CORSICANA, TX 75110-3015

Your Reference:

E-mail:
 tgillen@navarrocounty.org,
 janderson@ameresco.com,
 mp2energy.commercial@is-t.net

For Outages/Emergencies Call:
 AEP 877-373-4858
 CenterPoint 800-332-7143
 Nueces 361-387-2581
 Oncor 888-313-4747
 Sharyland 800-545-4513
 TNMP 888-866-7456

Contract Expiration Date: 12/01/2026

The average price you paid for electric service this month was \$0.089 per kWh.

Meter	Type	Current Read	Prior Read	Multiplier	Usage (kWh)	PF	Peak Demand (kW)
159709697LG	A	30,921.	28,721.	1	2,200		10.00

Energy Charges	Quantity	Unit Price	Total
Energy Rate	2,200.00	0.04930	\$108.46
HGAC Fee	2,200.00	0.00045	\$.99
ERCOT Contingency Reserve Service (ECRS)	2,260.00	0.00010	\$.22
Firm Fuel Supply Service	2,260.00	0.00000	\$.00
Market Securitization (Debt) Financing - Uplift	2,260.02	0.00049	\$1.11
Subtotal -- Energy Charges			\$110.78
TDU Delivery Charges			
Transmission Cost Recovery Factor	10.00	4.95900	\$49.59
Meter Charge	1.00	21.30000	\$21.30
Nuclear Decommissioning Fee	18.00	0.04500	\$.81
Customer Charge	1.00	11.13000	\$11.13
Distribution System Charge	10.00	6.14110	\$61.41
Energy Efficiency Cost Recovery Factor	2,200.00	0.00040	\$.90
Distribution Cost Recovery Factor	18.00	0.61450	\$11.06
Rate Case Expenses Surcharge	18.00	0.01220	\$.22
Subtotal - TDU Delivery Charges			\$156.42
Taxes			
STATE SALES TAX	269.99	0.0000%	\$.00
COUNTY SALES TAX	269.99	0.0000%	\$.00
CITY SALES TAX	269.99	0.0000%	\$.00
PUCA Assessment	264.28	0.1670%	\$.44
Miscellaneous Gross Receipts Fee	264.28	1.9970%	\$5.28
Subtotal - Taxes			\$5.72
Total Current Charges			\$272.92



Navarro County
 Invoice #: 2077675 - 53178881
 Account #:

Invoice Date: 11/4/2024
 Due Date: 12/4/2024
 Current Charges: \$109.54

SUPPORT

Service Period: 9/17/2024 - 10/16/2024

Meter	Type	Current Read	Prior Read	Multiplier	Usage (kWh)	PF	Peak Demand (kW)
179275414LG	A	17,283.	17,068.	1	215		5.00

Shell Energy Solutions
 PUCT: 10174
 909 Fannin St
 Suite 3500
 Houston, TX 77010

Questions or Comments:
 Toll-free 877-238-5343
 AtYourService@shellenergy.com

ESI ID:
 10443720006418065

Service Address:
 00209 W 1ST AVE
 CORSICANA, TX 75110-3052

Your Reference:

E-mail:
 tgillen@navarrocounty.org,
 janderson@ameresco.com,
 mp2energy.commercial@is-t.net

For Outages/Emergencies Call:
 AEP 877-373-4858
 CenterPoint 800-332-7143
 Nueces 361-387-2581
 Oncor 888-313-4747
 Sharyland 800-545-4513
 TNMP 888-866-7456

Contract Expiration Date: 12/01/2026

The average price you paid for electric service this month was \$0.089 per kWh.

Energy Charges	Quantity	Unit Price	Total
Energy Rate	215.00	0.04930	\$10.60
HGAC Fee	215.00	0.00045	\$.10
ERCOT Contingency Reserve Service (ECRS)	225.00	0.00010	\$.02
Firm Fuel Supply Service	225.00	0.00000	\$.00
Market Securitization (Debt) Financing - Uplift	225.02	0.00044	\$.10
Subtotal -- Energy Charges			\$10.82
TDU Delivery Charges			
Transmission Cost Recovery Factor	5.00	4.95900	\$24.80
Meter Charge	1.00	21.30000	\$21.30
Nuclear Decommissioning Fee	5.00	0.04500	\$.23
Customer Charge	1.00	11.13000	\$11.13
Distribution System Charge	5.00	7.14490	\$35.72
Energy Efficiency Cost Recovery Factor	215.00	0.00040	\$.09
Distribution Cost Recovery Factor	5.00	0.61450	\$3.07
Rate Case Expenses Surcharge	5.00	0.01220	\$.06
Subtotal - TDU Delivery Charges			\$96.40
Taxes			
STATE SALES TAX	109.05	0.0000%	\$.00
COUNTY SALES TAX	109.05	0.0000%	\$.00
CITY SALES TAX	109.05	0.0000%	\$.00
PUCA Assessment	106.74	0.1670%	\$.19
Miscellaneous Gross Receipts Fee	106.74	1.9970%	\$2.13
Subtotal - Taxes			\$2.32
Total Current Charges			\$109.54



Navarro County
 Invoice #: 2077675 - 53175990
 Account #

Invoice Date: 11/4/2024
 Due Date: 12/4/2024
 Current Charges: \$11.10

SUPPORT

Service Period: 9/13/2024 - 10/14/2024

Meter	Type	Current Read	Prior Read	Multiplier	Usage (kWh)	PF	Peak Demand (kW)
184569268LG	A	795.	750.	1	45		

Shell Energy Solutions
 PUCT: 10174
 909 Fannin St
 Suite 3500
 Houston, TX 77010

Questions or Comments:
 Toll-free 877-238-5343
 AtYourService@shellenergy.com

ESI ID:
 10443720001978085

Service Address:
 2810 NE COUNTY ROAD 0080 BLDG PISTL
 CORSICANA, TX 75109-5017

Your Reference:

E-mail:
 tgillen@navarrocounty.org,
 janderson@ameresco.com,
 mp2energy.commercial@is-t.net

For Outages/Emergencies Call:
 AEP 877-373-4858
 CenterPoint 800-332-7143
 Nueces 361-387-2581
 Oncor 888-313-4747
 Sharyland 800-545-4513
 TNMP 888-866-7456

Contract Expiration Date: 12/01/2026

The average price you paid for electric service this month was \$0.089 per kWh.

Energy Charges	Quantity	Unit Price	Total
Energy Rate	45.00	0.04930	\$2.22
HGAC Fee	45.00	0.00045	\$.02
ERCOT Contingency Reserve Service (ECRS)	47.00	0.00010	\$.00
Firm Fuel Supply Service	47.00	0.00000	\$.00
Market Securitization (Debt) Financing - Uplift	47.01	0.00043	\$.02
Subtotal -- Energy Charges			\$2.26
TDU Delivery Charges			
Transmission Cost Recovery Factor	45.00	0.01840	\$.83
Meter Charge	1.00	4.61000	\$4.61
Nuclear Decommissioning Fee	45.00	0.00010	\$.01
Customer Charge	1.00	2.26000	\$2.26
Distribution System Charge	45.00	0.02130	\$.96
Distribution Cost Recovery Factor	45.00	0.00360	\$.16
Subtotal - TDU Delivery Charges			\$8.83
Taxes			
STATE SALES TAX	11.07	0.0000%	\$.00
COUNTY SALES TAX	11.07	0.0000%	\$.00
PUCA Assessment	11.06	0.1670%	\$.01
Subtotal - Taxes			\$0.01
Total Current Charges			\$11.10



Navarro County
 Invoice #: 2077675 - 53175987
 Account #:

Invoice Date: 11/4/2024
 Due Date: 12/4/2024
 Current Charges: \$30.41

SUPPORT

Service Period: 9/13/2024 - 10/14/2024

Shell Energy Solutions
 PUCT: 10174
 909 Fannin St
 Suite 3500
 Houston, TX 77010

Meter	Type	Current Read	Prior Read	Multiplier	Usage (kWh)	PF	Peak Demand (kW)
178995976LG	A	7,750.	7,506.	1	244		

Questions or Comments:
 Toll-free 877-238-5343
 AtYourService@shellenergy.com

ESI ID:
 10443720001978116

Service Address:
 312 W 2ND AVE BLDG GUN
 CORSICANA, TX 75110-3004

Your Reference:

E-mail:
 tgillen@navarrocounty.org,
 janderson@amesco.com,
 mp2energy.commercial@is-t.net

For Outages/Emergencies Call:
 AEP 877-373-4858
 CenterPoint 800-332-7143
 Nueces 361-387-2581
 Oncor 888-313-4747
 Sharyland 800-545-4513
 TNMP 888-866-7456

Contract Expiration Date: 12/01/2026

The average price you paid for electric service this month was \$0.089 per kWh.

Energy Charges	Quantity	Unit Price	Total
Energy Rate	244.00	0.04930	\$12.03
HGAC Fee	244.00	0.00045	\$.11
ERCOT Contingency Reserve Service (ECRS)	255.00	0.00010	\$.03
Firm Fuel Supply Service	255.00	0.00000	\$.00
Market Securitization (Debt) Financing - Uplift	255.01	0.00051	\$.13
Subtotal -- Energy Charges			\$12.30
TDU Delivery Charges			
Transmission Cost Recovery Factor	244.00	0.01840	\$4.49
Meter Charge	1.00	4.61000	\$4.61
Nuclear Decommissioning Fee	244.00	0.00010	\$.03
Customer Charge	1.00	2.26000	\$2.26
Distribution System Charge	244.00	0.02130	\$5.19
Energy Efficiency Cost Recovery Factor	244.00	0.00000	\$.01
Distribution Cost Recovery Factor	244.00	0.00360	\$.87
Rate Case Expenses Surcharge	244.00	0.00010	\$.01
Subtotal - TDU Delivery Charges			\$17.47
Taxes			
STATE SALES TAX	30.25	0.0000%	\$.00
COUNTY SALES TAX	30.25	0.0000%	\$.00
CITY SALES TAX	30.25	0.0000%	\$.00
PUCA Assessment	29.61	0.1670%	\$.05
Miscellaneous Gross Receipts Fee	29.61	1.9970%	\$.59
Subtotal -- Taxes			\$0.64
Total Current Charges			\$30.41



Navarro County
 Invoice #: 2077675 - 53174580
 Account #:

Invoice Date: 11/4/2024
 Due Date: 12/4/2024
 Current Charges: \$9.84

SUPPORT

Service Period: 9/9/2024 - 10/8/2024

Shell Energy Solutions
 PUCT: 10174
 909 Fannin St
 Suite 3500
 Houston, TX 77010

Meter	Type	Current Read	Prior Read	Multiplier	Usage (kWh)	PF	Peak Demand (kW)
10443720009005422_UNME	A			1	40		

Questions or Comments:
 Toll-free 877-238-5343
 AtYourService@shellenergy.com

ESI ID:
 10443720009005422

Service Address:
 17500 FM 709 N GRDL 2
 DAWSON, TX 76639-3314

Your Reference:

E-mail:
 tgillen@navarrocouny.org,
 janderson@ameresco.com,
 mp2energy.commercial@is-t.net

For Outages/Emergencies Call:
 AEP 877-373-4858
 CenterPoint 800-332-7143
 Nueces 361-387-2581
 Oncor 888-313-4747
 Sharyland 800-545-4513
 TNMP 888-866-7456

Contract Expiration Date: 12/01/2026

The average price you paid for electric service this month was \$0.089 per kWh.

Energy Charges	Quantity	Unit Price	Total
Energy Rate	40.00	0.04930	\$1.97
HGAC Fee	40.00	0.00045	\$.02
ERCOT Contingency Reserve Service (ECRS)	41.00	0.00010	\$.00
Firm Fuel Supply Service	41.00	0.00000	\$.00
Market Securitization (Debt) Financing - Uplift	41.01	0.00049	\$.02
Subtotal -- Energy Charges			\$2.01
TDU Delivery Charges			
Nuclear Decommissioning Fee	40.00	0.00020	\$.01
Customer Charge	1.00	1.26000	\$1.26
Outdoor Lighting - Facilities	1.00	6.38000	\$6.38
Distribution Cost Recovery Factor	40.00	0.00400	\$.16
Rate Case Expenses Surcharge	40.00	0.00020	\$.01
Subtotal - TDU Delivery Charges			\$7.82
Taxes			
STATE SALES TAX	9.8	0.0000%	\$.00
COUNTY SALES TAX	9.8	0.0000%	\$.00
CITY SALES TAX	9.8	0.0000%	\$.00
PUCA Assessment	9.79	0.1670%	\$.01
Subtotal - Taxes			\$0.01
Total Current Charges			\$9.84



Navarro County
 Invoice #: 2077675 - 53174576
 Account #

Invoice Date: 11/4/2024
 Due Date: 12/4/2024
 Current Charges: \$22.50

SUPPORT

Service Period: 9/9/2024 - 10/8/2024

Shell Energy Solutions
 PUCT: 10174
 909 Fannin St
 Suite 3500
 Houston, TX 77010

Meter	Type	Current Read	Prior Read	Multiplier	Usage (kWh)	PF	Peak Demand (kW)
10443720004821036_UNME	A			1	140		

Questions or Comments:
 Toll-free 877-238-5343
 AtYourService@shellenergy.com

ESI ID:
 10443720004821036

Service Address:
 17500 FM 709 N GRDL 175W
 DAWSON, TX 76639-3314

Your Reference:

E-mail:
 tgillen@navarrocounty.org,
 janderson@ameresco.com,
 mp2energy.commercial@is-t.net

For Outages/Emergencies Call:
 AEP 877-373-4858
 CenterPoint 800-332-7143
 Nueces 361-387-2581
 Oncor 888-313-4747
 Sharyland 800-545-4513
 TNMP 888-866-7456

Contract Expiration Date: 12/01/2026

The average price you paid for electric service this month was \$0.089 per kWh.

Energy Charges	Quantity	Unit Price	Total
Energy Rate	140.00	0.04930	\$6.90
HGAC Fee	140.00	0.00045	\$.06
ERCOT Contingency Reserve Service (ECRS)	144.00	0.00010	\$.01
Firm Fuel Supply Service	144.00	0.00000	\$.00
Market Securitization (Debt) Financing - Uplift	144.01	0.00049	\$.07
Subtotal -- Energy Charges			\$7.04
TDU Delivery Charges			
Nuclear Decommissioning Fee	140.00	0.00020	\$.02
Customer Charge	1.00	1.26000	\$1.26
Outdoor Lighting - Facilities	2.00	6.78000	\$13.56
Distribution Cost Recovery Factor	140.00	0.00400	\$.56
Rate Case Expenses Surcharge	140.00	0.00020	\$.03
Subtotal - TDU Delivery Charges			\$15.43
Taxes			
STATE SALES TAX	22.39	0.0000%	\$.00
COUNTY SALES TAX	22.39	0.0000%	\$.00
CITY SALES TAX	22.39	0.0000%	\$.00
PUCA Assessment	22.36	0.1670%	\$.03
Subtotal - Taxes			\$0.03
Total Current Charges			\$22.50



Navarro County
 Invoice #: 2077675 - 53172220
 Account #

Invoice Date: 11/4/2024
 Due Date: 12/4/2024
 Current Charges: \$44.79

SUPPORT

Service Period: 9/12/2024 - 10/11/2024

Shell Energy Solutions
 PUCT: 10174
 909 Fannin St
 Suite 3500
 Houston, TX 77010

Questions or Comments:
 Toll-free 877-238-5343
 AtYourService@shellenergy.com

ESI ID:
 10443720009324651

Service Address:
 205 SE 3RD ST
 KERENS, TX 75144-3117

Your Reference:

E-mail:
 tgillen@navarrocounty.org,
 janderson@ameresco.com,
 mp2energy.commercial@is-t.net

For Outages/Emergencies Call:
 AEP 877-373-4858
 CenterPoint 800-332-7143
 Nueces 361-387-2581
 Oncor 888-313-4747
 Sharyland 800-545-4513
 TNMP 888-866-7456

Contract Expiration Date: 12/01/2026

The average price you paid for electric service this month was \$0.089 per kWh.

Meter	Type	Current Read	Prior Read	Multiplier	Usage (kWh)	PF	Peak Demand (kW)
11460832SLG	A	43,515.	43,114.	1	401		

Energy Charges	Quantity	Unit Price	Total
Energy Charges			
Energy Rate	401.00	0.04930	\$19.77
HGAC Fee	401.00	0.00045	\$.18
ERCOT Contingency Reserve Service (ECRS)	420.00	0.00010	\$.04
Firm Fuel Supply Service	420.00	0.00000	\$.00
Market Securitization (Debt) Financing - Uplift	420.01	0.00048	\$.20
Subtotal -- Energy Charges			\$20.19
TDU Delivery Charges			
Transmission Cost Recovery Factor	401.00	0.01840	\$7.39
Meter Charge	1.00	4.61000	\$4.61
Nuclear Decommissioning Fee	401.00	0.00010	\$.05
Customer Charge	1.00	2.26000	\$2.26
Distribution System Charge	401.00	0.02130	\$8.52
Energy Efficiency Cost Recovery Factor	401.00	0.00000	\$.01
Distribution Cost Recovery Factor	401.00	0.00360	\$1.43
Rate Case Expenses Surcharge	401.00	0.00010	\$.02
Subtotal - TDU Delivery Charges			\$24.29
Taxes			
STATE SALES TAX	44.55	0.0000%	\$.00
COUNTY SALES TAX	44.55	0.0000%	\$.00
CITY SALES TAX	44.55	0.0000%	\$.00
PUCA Assessment	44.22	0.1670%	\$.06
Miscellaneous Gross Receipts Fee	44.22	0.5810%	\$.25
Subtotal - Taxes			\$0.31
Total Current Charges			\$44.79



Navarro County
 Invoice #: 2077675 - 53172218
 Account #:

Invoice Date: 11/4/2024
 Due Date: 12/4/2024
 Current Charges: \$71.84

SUPPORT

Service Period: 9/12/2024 - 10/11/2024

Meter	Type	Current Read	Prior Read	Multiplier	Usage (kWh)	PF	Peak Demand (kW)
139109985LG	A	90,980.	90,293.	1	687		

Shell Energy Solutions
 PUCT: 10174
 909 Fannin St
 Suite 3500
 Houston, TX 77010

Questions or Comments:
 Toll-free 877-238-5343
 AtYourService@shellenergy.com

ESI ID:
 10443720001943799

Service Address:
 907 NW 2ND ST BLDG
 KERENS, TX 75144-2427

Your Reference:

E-mail:
 tgillen@navarrocounty.org,
 janderson@ameresco.com,
 mp2energy.commercial@is-t.net

For Outages/Emergencies Call:
 AEP 877-373-4858
 CenterPoint 800-332-7143
 Nueces 361-387-2581
 Oncor 888-313-4747
 Sharyland 800-545-4513
 TNMP 888-866-7456

Contract Expiration Date: 12/01/2026

The average price you paid for electric service this month was \$0.089 per kWh.

Energy Charges	Quantity	Unit Price	Total
Energy Rate	687.00	0.04930	\$33.87
HGAC Fee	687.00	0.00045	\$.31
ERCOT Contingency Reserve Service (ECRS)	719.00	0.00010	\$.07
Firm Fuel Supply Service	719.00	0.00000	\$.00
Market Securitization (Debt) Financing - Uplift	719.01	0.00049	\$.35
Subtotal -- Energy Charges			\$34.60
TDU Delivery Charges			
Transmission Cost Recovery Factor	687.00	0.01840	\$12.66
Meter Charge	1.00	4.61000	\$4.61
Nuclear Decommissioning Fee	687.00	0.00010	\$.09
Customer Charge	1.00	2.26000	\$2.26
Distribution System Charge	687.00	0.02130	\$14.60
Energy Efficiency Cost Recovery Factor	687.00	0.00000	\$.02
Distribution Cost Recovery Factor	687.00	0.00360	\$2.45
Rate Case Expenses Surcharge	687.00	0.00010	\$.04
Subtotal - TDU Delivery Charges			\$36.73
Taxes			
STATE SALES TAX	71.39	0.0000%	\$.00
COUNTY SALES TAX	71.39	0.0000%	\$.00
CITY SALES TAX	71.39	0.0000%	\$.00
PUCA Assessment	70.87	0.1670%	\$.11
Miscellaneous Gross Receipts Fee	70.87	0.5810%	\$.40
Subtotal - Taxes			\$0.51
Total Current Charges			\$71.84



Navarro County
 Invoice #: 2077675 - 53171105
 Account

Invoice Date: 11/4/2024
 Due Date: 12/4/2024
 Current Charges: \$11.89

SUPPORT

Service Period: 9/10/2024 - 10/9/2024

Shell Energy Solutions
 PUCT: 10174
 909 Fannin St
 Suite 3500
 Houston, TX 77010

Questions or Comments:
 Toll-free 877-238-5343
 AtYourService@shellenergy.com

ESI ID:
 10443720005082738

Service Address:
 104 2ND ST GRDL 175W
 BLOOMING GROVE, TX 76626-9780

Your Reference:

E-mail:
 tgillen@navarrocounty.org,
 janderson@ameresco.com,
 mp2energy.commercial@is-t.net

For Outages/Emergencies Call:
 AEP 877-373-4858
 CenterPoint 800-332-7143
 Nueces 361-387-2581
 Oncor 888-313-4747
 Sharyland 800-545-4513
 TNMP 888-866-7456

Contract Expiration Date: 12/01/2026

The average price you paid for electric service this month was \$0.089 per kWh.

Meter	Type	Current Read	Prior Read	Multiplier	Usage (kWh)	PF	Peak Demand (kW)
10443720005082738_UNME	A			1	70		

Energy Charges	Quantity	Unit Price	Total
Energy Charges			
Energy Rate	70.00	0.04930	\$3.45
HGAC Fee	70.00	0.00045	\$.03
ERCOT Contingency Reserve Service (ECRS)	72.00	0.00010	\$.01
Firm Fuel Supply Service	72.00	0.00000	\$.00
Market Securitization (Debt) Financing - Uplift	72.00	0.00049	\$.04
Subtotal -- Energy Charges			\$3.53
TDU Delivery Charges			
Nuclear Decommissioning Fee	70.00	0.00020	\$.01
Customer Charge	1.00	1.26000	\$1.26
Outdoor Lighting - Facilities	1.00	6.78000	\$6.78
Distribution Cost Recovery Factor	70.00	0.00400	\$.28
Rate Case Expenses Surcharge	70.00	0.00020	\$.01
Subtotal - TDU Delivery Charges			\$8.34
Taxes			
STATE SALES TAX	11.84	0.0000%	\$.00
COUNTY SALES TAX	11.84	0.0000%	\$.00
CITY SALES TAX	11.84	0.0000%	\$.00
PUCA Assessment	11.82	0.1670%	\$.02
Subtotal - Taxes			\$0.02
Total Current Charges			\$11.89



Navarro County Invoice Date: 11/4/2024
 Invoice #: 2077675 - 53170063 Due Date: 12/4/2024
 Account #: Current Charges: \$65.99

SUPPORT

Service Period: 9/10/2024 - 10/9/2024

Shell Energy Solutions
 PUCT: 10174
 909 Fannin St
 Suite 3500
 Houston, TX 77010

Questions or Comments:
 Toll-free 877-238-5343
 AtYourService@shellenergy.com

ESI ID:
 10443720002001087

Service Address:
 104 2ND ST BARN
 BLOOMING GROVE, TX 76626-9780

Your Reference:

E-mail:
 tgillen@navarrocouny.org,
 janderson@ameresco.com,
 mp2energy.commercial@is-t.net

For Outages/Emergencies Call:
 AEP 877-373-4858
 CenterPoint 800-332-7143
 Nueces 361-387-2581
 Oncor 888-313-4747
 Sharyland 800-545-4513
 TNMP 888-866-7456

Contract Expiration Date: 12/01/2026

Meter	Type	Current Read	Prior Read	Multiplier	Usage (kWh)	PF	Peak Demand (kW)
144771163LG	A	46,169.	45,540.	1	629		

Energy Charges	Quantity	Unit Price	Total
Energy Rate	629.00	0.04930	\$31.01
HGAC Fee	629.00	0.00045	\$.28
ERCOT Contingency Reserve Service (ECRS)	658.00	0.00010	\$.07
Firm Fuel Supply Service	658.00	0.00000	\$.00
Market Securitization (Debt) Financing - Uplift	658.00	0.00049	\$.32
Subtotal -- Energy Charges			\$31.68
TDU Delivery Charges			
Transmission Cost Recovery Factor	629.00	0.01840	\$11.59
Meter Charge	1.00	4.61000	\$4.61
Nuclear Decommissioning Fee	629.00	0.00010	\$.08
Customer Charge	1.00	2.26000	\$2.26
Distribution System Charge	629.00	0.02130	\$13.37
Energy Efficiency Cost Recovery Factor	629.00	0.00000	\$.02
Distribution Cost Recovery Factor	629.00	0.00360	\$2.25
Rate Case Expenses Surcharge	629.00	0.00010	\$.03
Subtotal - TDU Delivery Charges			\$34.21
Taxes			
STATE SALES TAX	65.58	0.0000%	\$.00
COUNTY SALES TAX	65.58	0.0000%	\$.00
CITY SALES TAX	65.58	0.0000%	\$.00
PUCA Assessment	65.48	0.1670%	\$.10
Subtotal -- Taxes			\$0.10
Total Current Charges			\$65.99

The average price you paid for electric service this month was \$0.089 per kWh.



Navarro County
 Invoice #: 2077675 - 53169811
 Account #

Invoice Date: 11/4/2024
 Due Date: 12/4/2024
 Current Charges: \$23.70

SUPPORT

Shell Energy Solutions
 PUCT: 10174
 909 Fannin St
 Suite 3500
 Houston, TX 77010

Questions or Comments:
 Toll-free 877-238-5343
 AtYourService@shellenergy.com

ESI ID:
 10443720000006236

Service Address:
 448 TOWER ST OFC
 FROST, TX 76641-0121

Your Reference:

E-mail:
 tgillen@navarrocounty.org,
 janderson@ameresco.com,
 mp2energy.commercial@is-t.net

For Outages/Emergencies Call:
 AEP 877-373-4858
 CenterPoint 800-332-7143
 Nueces 361-387-2581
 Oncor 888-313-4747
 Sharyland 800-545-4513
 TNMP 888-866-7456

Contract Expiration Date: 12/01/2026

Service Period: 9/10/2024 - 10/9/2024

Meter	Type	Current Read	Prior Read	Multiplier	Usage (kWh)	PF	Peak Demand (kW)
162337872LG	A	6,946.	6,767.	1	179		

Energy Charges	Quantity	Unit Price	Total
Energy Rate	179.00	0.04930	\$8.82
HGAC Fee	179.00	0.00045	\$.08
ERCOT Contingency Reserve Service (ECRS)	187.00	0.00010	\$.02
Firm Fuel Supply Service	187.00	0.00000	\$.00
Market Securitization (Debt) Financing - Uplift	187.00	0.00049	\$.09
Subtotal -- Energy Charges			\$9.01
TDU Delivery Charges			
Transmission Cost Recovery Factor	179.00	0.01840	\$3.30
Meter Charge	1.00	4.61000	\$4.61
Nuclear Decommissioning Fee	179.00	0.00010	\$.02
Customer Charge	1.00	2.26000	\$2.26
Distribution System Charge	179.00	0.02130	\$3.80
Energy Efficiency Cost Recovery Factor	179.00	0.00000	\$.01
Distribution Cost Recovery Factor	179.00	0.00360	\$.64
Rate Case Expenses Surcharge	179.00	0.00010	\$.01
Subtotal - TDU Delivery Charges			\$14.65
Taxes			
STATE SALES TAX	23.58	0.0000%	\$.00
COUNTY SALES TAX	23.58	0.0000%	\$.00
PUCa Assessment	23.54	0.1670%	\$.04
Subtotal - Taxes			\$0.04
Total Current Charges			\$23.70

The average price you paid for electric service this month was \$0.089 per kWh.



Navarro County
 Invoice #: 2077675 - 53169233
 Account #:

Invoice Date: 11/4/2024
 Due Date: 12/4/2024
 Current Charges: \$107.73

SUPPORT

Service Period: 9/9/2024 - 10/8/2024

Shell Energy Solutions
 PUCT: 10174
 909 Fannin St
 Suite 3500
 Houston, TX 77010

Questions or Comments:
 Toll-free 877-238-5343
 AtYourService@shellenergy.com

ESI ID:
 10443720001166628

Service Address:
 17500 FM 709 N
 DAWSON, TX 76639-3314

Your Reference:

E-mail:
 tgillen@navarrocounty.org,
 janderson@ameresco.com,
 mp2energy.commercial@is-t.net

For Outages/Emergencies Call:
 AEP 877-373-4858
 CenterPoint 800-332-7143
 Nueces 361-387-2581
 Oncor 888-313-4747
 Sharyland 800-545-4513
 TNMP 888-866-7456

Contract Expiration Date: 12/01/2026

Meter	Type	Current Read	Prior Read	Multiplier	Usage (kWh)	PF	Peak Demand (kW)
158757465LG	A	66,676.	65,603.	1	1,073		

Energy Charges	Quantity	Unit Price	Total
Energy Rate	1,073.00	0.04930	\$52.90
HGAC Fee	1,073.00	0.00045	\$.48
ERCOT Contingency Reserve Service (ECRS)	1,124.00	0.00010	\$.11
Firm Fuel Supply Service	1,124.00	0.00000	\$.00
Market Securitization (Debt) Financing - Uplift	1,124.01	0.00049	\$.55
Subtotal -- Energy Charges			\$54.04
TDU Delivery Charges			
Transmission Cost Recovery Factor	1,073.00	0.01840	\$19.77
Meter Charge	1.00	4.61000	\$4.61
Nuclear Decommissioning Fee	1,073.00	0.00010	\$.14
Customer Charge	1.00	2.26000	\$2.26
Distribution System Charge	1,073.00	0.02130	\$22.80
Energy Efficiency Cost Recovery Factor	1,073.00	0.00000	\$.04
Distribution Cost Recovery Factor	1,073.00	0.00360	\$3.83
Rate Case Expenses Surcharge	1,073.00	0.00010	\$.06
Subtotal - TDU Delivery Charges			\$53.51
Taxes			
STATE SALES TAX	107.01	0.0000%	\$.00
COUNTY SALES TAX	107.01	0.0000%	\$.00
CITY SALES TAX	107.01	0.0000%	\$.00
PUCA Assessment	106.83	0.1670%	\$.18
Subtotal - Taxes			\$0.18
Total Current Charges			\$107.73

The average price you paid for electric service this month was \$0.089 per kWh.



Navarro County
 Invoice #: 2077675 - 53160791
 Account #

Invoice Date: 11/4/2024
 Due Date: 12/4/2024
 Current Charges: \$49.44

SUPPORT

Service Period: 8/30/2024 - 10/1/2024

Shell Energy Solutions
 PUCT: 10174
 909 Fannin St
 Suite 3500
 Houston, TX 77010

Questions or Comments:
 Toll-free 877-238-5343
 AtYourService@shellenergy.com

ESI ID:
 10443720001889425

Service Address:
 700 S AUSTIN AVE
 RICHLAND, TX 76681-4440

Your Reference:

E-mail:
 tgillen@navarrocouny.org,
 janderson@ameresco.com,
 mp2energy.commercial@is-t.net

For Outages/Emergencies Call:
 AEP 877-373-4858
 CenterPoint 800-332-7143
 Nueces 361-387-2581
 Oncor 888-313-4747
 Sharyland 800-545-4513
 TNMP 888-866-7456

Contract Expiration Date: 12/01/2026

Meter	Type	Current Read	Prior Read	Multiplier	Usage (kWh)	PF	Peak Demand (kW)
115496496LG	A	14,993.	14,540.	1	453		

Energy Charges	Quantity	Unit Price	Total
Energy Rate	453.00	0.04930	\$22.33
HGAC Fee	453.00	0.00045	\$.20
ERCOT Contingency Reserve Service (ECRS)	474.00	0.00007	\$.03
Firm Fuel Supply Service	474.00	0.00000	\$.00
Market Securitization (Debt) Financing - Uplift	474.01	0.00049	\$.23
Subtotal -- Energy Charges			\$22.79
TDU Delivery Charges			
Customer Charge	1.00	2.26000	\$2.26
Meter Charge	1.00	4.61000	\$4.61
Distribution System Charge	453.00	0.02130	\$9.63
Distribution Cost Recovery Factor	453.00	0.00360	\$1.62
Rate Case Expenses Surcharge	453.00	0.00010	\$.02
Nuclear Decommissioning Fee	453.00	0.00010	\$.06
Transmission Cost Recovery Factor	453.00	0.01840	\$8.35
Energy Efficiency Cost Recovery Factor	453.00	0.00000	\$.02
Subtotal - TDU Delivery Charges			\$26.57
Taxes			
STATE SALES TAX	49.14	0.0000%	\$.00
COUNTY SALES TAX	49.14	0.0000%	\$.00
CITY SALES TAX	49.14	0.0000%	\$.00
PUCA Assessment	49.06	0.1670%	\$.08
Subtotal - Taxes			\$0.08
Total Current Charges			\$49.44

The average price you paid for electric service this month was \$0.089 per kWh.



Shell ENERGY

Navarro County
Invoice #: 2077675 - 53159128
Account #:

Invoice Date: 11/4/2024
Due Date: 12/4/2024
Current Charges: \$5,303.53

SUPPORT

Service Period: 8/29/2024 - 9/30/2024

Shell Energy Solutions
PUCT: 10174
909 Fannin St
Suite 3500
Houston, TX 77010

Questions or Comments:
Toll-free 877-238-5343
AtYourService@shellenergy.com

ESI ID:
10443720007594260

Service Address:
6303 COMMERCE DR STE 100
IRVING, TX 75063-6083

Your Reference:

E-mail:
tgillen@navarrocounty.org,
janderson@ameresco.com,
mp2energy.commercial@is-t.net

For Outages/Emergencies Call:
AEP 877-373-4858
CenterPoint 800-332-7143
Nueces 361-387-2581
Oncor 888-313-4747
Sharyland 800-545-4513
TNMP 888-866-7456

Contract Expiration Date: 12/01/2026

The average price you paid for electric service this month was \$0.089 per kWh.

Meter	Type	Current Read	Prior Read	Multiplier	Usage (kWh)	PF	Peak Demand (kW)
113503267LG	A	45,597	45,334	200	52,600	0.866	132.00

Energy Charges	Quantity	Unit Price	Total
Energy Rate	52,600.00	0.06449	\$3,392.17
Market Securitization (Debt) Financing - Default	53,978.00	0.00001	\$.56
Market Securitization (Debt) Financing - Uplift	53,978.02	0.00048	\$25.88
ERCOT Contingency Reserve Service (ECRS)	53,978.00	0.00007	\$4.00
Firm Fuel Supply Service	53,978.00	0.00000	\$.00
Subtotal -- Energy Charges			\$3,422.61
TDU Delivery Charges			
Transmission Cost Recovery Factor	145.00	4.95900	\$719.06
Meter Charge	1.00	21.30000	\$21.30
Nuclear Decommissioning Fee	172.00	0.04500	\$7.74
Customer Charge	1.00	11.13000	\$11.13
Distribution System Charge	172.00	5.12100	\$880.82
Energy Efficiency Cost Recovery Factor	52,600.00	0.00040	\$21.41
Distribution Cost Recovery Factor	172.00	0.61450	\$105.69
Rate Case Expenses Surcharge	172.00	0.01220	\$2.10
Subtotal - TDU Delivery Charges			\$1,769.25
Taxes			
STATE SALES TAX	5,272.29	0.0000%	\$.00
DALLAS MTA	5,272.29	0.0000%	\$.00
CITY SALES TAX	5,272.29	0.0000%	\$.00
PUCA Assessment	5,160.61	0.1670%	\$8.62
Miscellaneous Gross Receipts Fee	5,160.61	1.9970%	\$103.05
Subtotal - Taxes			\$111.67
Total Current Charges			\$5,303.53