

NAVARRO COUNTY COMMISSIONER'S COURT

A Regular meeting of the Navarro County Commissioner's Court was held on Monday, the 11th, day of May, 2018 at 10:00 a.m., in the Commissioners Courtroom of the Navarro County of the Courthouse 300 W. 3rd Ave., in Corsicana, Texas. Presiding Judge HM Davenport Jr. Commissioners present Dick Martin, Eddie Moore, and James Olsen.

1. 10:00 A.M. Motion to convene by Comm .Olsen sec by Comm. Moore
Carried unanimously
2. Opening prayer by Comm. Moore
3. Pledge of Allegiance
4. Public Comment-no comments

Consent Agenda

Motion to approve consent agenda items 5 & 11 by Comm. Martin sec by Comm. Olsen
Carried unanimously

5. Motion to approve bills as submitted by the County Auditor, including Current bills, (paid 6/11/2018) and payroll, (paid 6/15/2018) **TO WIT PG 883-903**
6. Motion to approve renewal of Public Officials Liability with TAC Risk Management Pool **TO WIT PG 904-910**
7. Motion to approve the minute's form the April 5, 2018 Planning and Zoning meeting **TO WIT PG 911**
8. Motion to approve a re-plat of Mattie Caston, Phase 1, combining lots 1, 2, & 3 for Charles & Brandi Stone
9. Motion to approve re-plat of The Shores, Phase 1, combining lots 110 & 111 for Stanley & Peggy Nirider
10. Motion to approve a re-plat of Sandy Cove Ranch combining lots 28 & 29 for Dave & Cindy Biros
11. Motion to approve Modification 1 for grant # G18NT0001A increase to \$2,575,710.00 for HIDTA **TO WIT PG 912-938**

Action Items

12. No action taken Burn Ban remains off
13. Motion to approve accepting the Emergency Service District 1 audit for fiscal year 2017 as required in sec 775.082 of the health and Safety Code by Comm. Martin sec by Comm. Moore **TO WIT PG 939-952**
Carried unanimously
14. Motion to approve the Texas PACE Authority 2017 Annual Report by Comm. Olsen sec by Comm. Martin **TO WIT PG 953-954**
Carried unanimously
15. Motion to approve Tax Collection Report for May 2018, Mike Dowd by Comm. Moore sec by Comm. Olsen **TO WIT PG 955-961**
Carried unanimously
16. Motion to approve 24 hour LTD Maintenance Renewal for service at Texoma HIDTA by Comm. Olsen sec by Comm. Martin **TO WIT PG 962-963**
Carried unanimously
17. Motion to approve maintenance agreement from The Verdin Company for the Courthouse Clock Tower and Bell by Comm. Moore sec by Comm. Martin **TO WIT PG 964-969**
Carried unanimously
18. Budget Workshop – 2:05 back from break
Terri Gillen-Auditor reviewed budget manual
19. Motion to approve recess until Tuesday 9:00 A.M. to continue Budget workshop by Comm. Martin sec by Comm. Olsen
Carried unanimously
- 9:01 A.M. Motion to come out of recess by Comm. Olsen sec by Comm. Moore
Carried unanimously

Presenting budgets:

1. Melanie Hyder
2. Sheriff & Gail Hurley
3. District Attorney
4. Elections
5. David Foreman Prect. 1 Constable

11:27 break


1:33 Returned from break


- 6. Chris Aldama
- 7. Eric Myers

- 20. 2:23 p.m. Motion to adjourn by Comm. Olsen sec Comm. Moore
Carried unanimously

I Sherry Dowd, Navarro County Clerk, Attest that the Foregoing is a True and accurate accounting of the commissioners Court's authorized proceeding for June 11, 2018.

Signed 11th day of June, 2018


Sherry Dowd, County Clerk



6/8/2018 9:43 GENERAL FUND

285

VENDOR NAME	PP ACCOUNT #	ACCOUNT NAME	VP DATE	DATE TBP	PO NO	AMOUNT
A QUICK KEY	9 2018 101-411-445	REPAIRS & MAINT	6/5/2018	6/11/2018	306607	495.00
A QUICK KEY	9 2018 101-411-445	REPAIRS & MAINT	6/5/2018	6/11/2018	306607	65.00
ADVOCACY CENTER FOR	9 2018 101-560-410	INVESTIGATIONS	6/1/2018	6/11/2018		931.00
AMERICAN TIRE DISTRI	9 2018 101-560-325	TIRES	6/4/2018	6/11/2018	306655	1,492.80
ANTHONY E SILAS P.C.	9 2018 101-430-490	MENTAL / AD LITE	6/5/2018	6/11/2018		1,200.00
AT&TSERVICES INC.	9 2018 101-410-435	TELEPHONE	6/4/2018	6/11/2018		879.57
AT&TSERVICES INC.	9 2018 101-410-435	TELEPHONE	6/4/2018	6/11/2018		2,076.30
AT&TSERVICES INC.	9 2018 101-560-435	TELEPHONE - CRIM	6/4/2018	6/11/2018		179.82
AT&TSERVICES INC.	9 2018 101-410-435	TELEPHONE	6/4/2018	6/11/2018		65.22
AT&TSERVICES INC.	9 2018 101-560-436	INTERNET	6/4/2018	6/11/2018		55.63
AT&TSERVICES INC.	9 2018 101-410-436	INTERNET	6/4/2018	6/11/2018		70.94
AT&TSERVICES INC.	9 2018 101-410-435	TELEPHONE	6/4/2018	6/11/2018		106.99
AT&TSERVICES INC.	9 2018 101-410-435	TELEPHONE	6/4/2018	6/11/2018		624.43
AT&TSERVICES INC.	9 2018 101-410-435	TELEPHONE	6/4/2018	6/11/2018		131.24
AT&TSERVICES INC.	9 2018 101-410-435	TELEPHONE	6/4/2018	6/11/2018		392.83
AT&TSERVICES INC.	9 2018 101-410-435	TELEPHONE	6/4/2018	6/11/2018		4,697.31
ATMOS ENERGY	9 2018 101-412-430	UTILITIES	6/8/2018	6/11/2018		50.01
ATMOS ENERGY	9 2018 101-410-430	UTILITIES	6/8/2018	6/11/2018		44.95
B & G AUTO PARTS	9 2018 101-560-444	VEHICLE MAINT. S	6/4/2018	6/11/2018	306610	113.95
B & G AUTO PARTS	9 2018 101-560-444	VEHICLE MAINT. S	6/6/2018	6/11/2018	306187	49.95
B & G AUTO PARTS	9 2018 101-560-444	OPERATING SUPPLI	6/6/2018	6/11/2018	306187	4.00
BIG H TIRE SERVICE	9 2018 101-560-445	REPAIRS & MAINT	6/1/2018	6/11/2018	306188	20.00
BIG H TIRE SERVICE	9 2018 101-560-445	REPAIRS & MAINT	6/1/2018	6/11/2018	306188	6.00
BIG H TIRE SERVICE	9 2018 101-560-445	REPAIRS & MAINT	6/1/2018	6/11/2018	306188	10.00
BIG H TIRE SERVICE	9 2018 101-560-445	REPAIRS & MAINT	6/1/2018	6/11/2018	306188	12.00
BLACKFORD PRINTING C	9 2018 101-497-310	OFFICE SUPPLIES	6/5/2018	6/11/2018	306571	197.00
BLACKFORD PRINTING C	9 2018 101-475-310	OFFICE SUPPLIES	6/5/2018	6/11/2018	306423	160.00
BLACKFORD PRINTING C	9 2018 101-475-310	OFFICE SUPPLIES	6/5/2018	6/11/2018	305996	80.00
BLACKFORD PRINTING C	9 2018 101-457-310	OFFICE SUPPLIES	6/6/2018	6/11/2018	306499	115.00

884

BLACKFORD PRINTING C	9	2018	101-457-310	OFFICE SUPPLIES	6/6/2018	6/11/2018	306499	89.00
BOB BARKER COMPANY I	9	2018	101-512-351	INMATE LINEN & B	6/6/2018	6/11/2018	306474	715.72
BOB BARKER COMPANY I	9	2018	101-512-351	INMATE LINEN & B	6/6/2018	6/11/2018	306474	427.60
BOB BARKER COMPANY I	9	2018	101-512-352	INMATE CLOTHING	6/6/2018	6/11/2018	306474	79.20
BODKIN, NIEHAUS, AND	9	2018	101-435-411	COURT APPOINTED	6/4/2018	6/11/2018		375.00
BOLTON MARIE HARRIS	9	2018	101-435-411	COURT APPOINTED	6/4/2018	6/11/2018		400.00
CANON FINANCIAL SERV	9	2018	101-403-440	COPIER RENTAL	6/4/2018	6/11/2018		420.81
CENTRAL LINEN SERVIC	9	2018	101-410-330	JANITORIAL SUPPL	6/4/2018	6/11/2018		35.00
CENTRAL LINEN SERVIC	9	2018	101-410-330	JANITORIAL SUPPL	6/4/2018	6/11/2018		35.00
CENTURYLINK	9	2018	101-410-435	TELEPHONE	6/4/2018	6/11/2018		1.61
CHARM-TEX INC	9	2018	101-512-330	JANITORIAL SUPPL	6/6/2018	6/11/2018	306504	22.00
CHARM-TEX INC	9	2018	101-512-330	JANITORIAL SUPPL	6/6/2018	6/11/2018	306504	39.36
CHARM-TEX INC	9	2018	101-512-330	JANITORIAL SUPPL	6/6/2018	6/11/2018	306504	29.90
CHARM-TEX INC	9	2018	101-512-330	JANITORIAL SUPPL	6/6/2018	6/11/2018	306504	60.00
CHARM-TEX INC	9	2018	101-512-330	JANITORIAL SUPPL	6/6/2018	6/11/2018	306504	290.90
CHATFIELD WATER SUPP	9	2018	101-402-430	UTILITIES - PARK	6/4/2018	6/11/2018		27.00
CHATFIELD WATER SUPP	9	2018	101-512-385	COUNTY FARM	6/4/2018	6/11/2018		29.00
CHRIS GARRETT	9	2018	101-572-428	TRAVEL/CONFERENC	6/5/2018	6/11/2018		138.98
CHRYS TAL JANSSSEN	9	2018	101-572-428	TRAVEL/CONFERENC	6/5/2018	6/11/2018		272.50
CHUCK'S PAINT & BODY	9	2018	101-560-445	REPAIRS & MAINT	6/6/2018	6/11/2018	306630	186.30
CHUCK'S PAINT & BODY	9	2018	101-560-445	REPAIRS & MAINT	6/6/2018	6/11/2018	306630	451.20
CITY DIRECTORIES	9	2018	101-475-419	DUES & SUBSCRIPT	6/5/2018	6/11/2018		360.00
CITY DIRECTORIES	9	2018	101-475-419	DUES & SUBSCRIPT	6/5/2018	6/11/2018		20.00
CONDUENT GOVERNMENT	9	2018	101-403-410	PROFESSIONAL SER	6/5/2018	6/11/2018		2,954.00
CONDUENT GOVERNMENT	9	2018	101-403-410	PROFESSIONAL SER	6/5/2018	6/11/2018		(319.50)
CONNIE HICKMAN	9	2018	101-459-428	TRAVEL/CONFERENC	6/6/2018	6/11/2018		229.50
CONNIE HICKMAN	9	2018	101-459-428	TRAVEL/CONFERENC	6/6/2018	6/11/2018		136.25
CONSTELLATION NEWENE	9	2018	101-410-430	UTILITIES	6/5/2018	6/11/2018		8.39
COPY CENTER	9	2018	101-512-310	OFFICE SUPPLIES	6/4/2018	6/11/2018	306373	23.95
CORSICANA AIR CONDIT	9	2018	101-561-446	REPAIRS & MAINT	6/6/2018	6/11/2018	306574	99.10
CORSICANA WATER DEPT	9	2018	101-412-430	UTILITIES	6/5/2018	6/11/2018		147.21
CORSICANA WATER DEPT	9	2018	101-410-430	UTILITIES	6/5/2018	6/11/2018		46.50
CORSICANA WATER DEPT	9	2018	101-411-430	UTILITIES	6/5/2018	6/11/2018		161.97
CORSICANA WATER DEPT	9	2018	101-410-430	UTILITIES	6/5/2018	6/11/2018		79.99

885

CORSICANA WATER DEPT	9	2018 101-512-435	UTILITIES	6/5/2018	6/11/2018		6,197.60
CORSICANA WATER DEPT	9	2018 101-410-430	UTILITIES	6/5/2018	6/11/2018		46.50
CORSICANA WATER DEPT	9	2018 101-410-430	UTILITIES	6/5/2018	6/11/2018		175.07
CORSICANA WATER DEPT	9	2018 101-410-430	UTILITIES	6/5/2018	6/11/2018		95.02
DAMARA WATKINS	9	2018 101-410-430	UTILITIES	6/5/2018	6/11/2018		65.11
DAMARA WATKINS	9	2018 101-430-485	OTHER LITIGATION	6/6/2018	6/11/2018		10.00
DAMARA WATKINS	9	2018 101-430-411	COURT APPOINTED	6/6/2018	6/11/2018		600.00
DAMARA WATKINS	9	2018 101-430-411	COURT APPOINTED	6/6/2018	6/11/2018		400.00
DANIEL ROBERT BILTZ	9	2018 101-435-411	COURT APPOINTED	6/5/2018	6/11/2018		560.00
DANIEL ROBERT BILTZ	9	2018 101-435-411	COURT APPOINTED	6/5/2018	6/11/2018		460.00
DANIEL ROBERT BILTZ	9	2018 101-435-411	COURT APPOINTED	6/6/2018	6/11/2018		400.00
DANNY ROGERS	9	2018 101-560-429	TRAINING - FIRIN	6/6/2018	6/11/2018	306618	1,400.00
DAVID B BROOKS	9	2018 101-475-410	PROFESSIONAL SER	6/5/2018	6/11/2018		100.00
DAVID JONES	9	2018 101-310-010	REINVESTMENT TAX	6/8/2018	6/11/2018		204.36
DEALERS ELECTRICAL S	9	2018 101-512-321	MAINTENANCE SUPP	6/6/2018	6/11/2018	306189	95.20
DEALERS ELECTRICAL S	9	2018 101-512-321	MAINTENANCE SUPP	6/6/2018	6/11/2018	306189	(1.90)
DELL MARKETING L P	9	2018 101-560-446	REPAIRS & MAINT	6/6/2018	6/11/2018	306635	63.99
DELL MARKETING L P	9	2018 101-560-446	REPAIRS & MAINT	6/6/2018	6/11/2018	306563	111.99
DELL MARKETING L P	9	2018 101-560-446	REPAIRS & MAINT	6/6/2018	6/11/2018	306371	(381.95)
DELL MARKETING L P	9	2018 101-560-446	REPAIRS & MAINT	6/6/2018	6/11/2018	306371	381.95
ED BROWN DISTRIBUTOR	9	2018 101-512-445	REPAIRS & MAINT	6/1/2018	6/11/2018		490.11
ED BROWN DISTRIBUTOR	9	2018 101-512-445	REPAIRS & MAINT	6/4/2018	6/11/2018	306252	170.00
ED BROWN DISTRIBUTOR	9	2018 101-512-445	REPAIRS & MAINT	6/4/2018	6/11/2018	306252	59.50
ED BROWN DISTRIBUTOR	9	2018 101-512-445	REPAIRS & MAINT	6/5/2018	6/11/2018		641.29
ED BROWN DISTRIBUTOR	9	2018 101-512-445	REPAIRS & MAINT	6/5/2018	6/11/2018		216.00
ED BROWN DISTRIBUTOR	9	2018 101-512-445	REPAIRS & MAINT	6/5/2018	6/11/2018		20.00
ED BROWN DISTRIBUTOR	9	2018 101-512-445	REPAIRS & MAINT	6/5/2018	6/11/2018		157.44
ED BROWN DISTRIBUTOR	9	2018 101-512-445	REPAIRS & MAINT	6/5/2018	6/11/2018		510.00
ED BROWN DISTRIBUTOR	9	2018 101-512-445	REPAIRS & MAINT	6/5/2018	6/11/2018		100.00
ED ERWIN	9	2018 101-310-010	REINVESTMENT TAX	6/8/2018	6/11/2018		449.08
ED ERWIN	9	2018 101-310-010	REINVESTMENT TAX	6/8/2018	6/11/2018		100.14
FIVE STAR SERVICES I	9	2018 101-512-380	GROCERIES	6/1/2018	6/11/2018		4,720.80
FIVE STAR SERVICES I	9	2018 101-512-380	GROCERIES	6/1/2018	6/11/2018		4,765.44
FOREMOST PROMOTIONS	9	2018 101-560-310	OFFICE SUPPLIES	6/6/2018	6/11/2018	306573	14.00

886

GALLS LLC	9	2018	101-560-426	UNIFORMS	6/4/2018	6/11/2018	306326	33.70
GALLS LLC	9	2018	101-560-426	UNIFORMS	6/6/2018	6/11/2018	306502	69.50
GALLS LLC	9	2018	101-560-426	UNIFORMS	6/6/2018	6/11/2018	306502	67.40
GALLS LLC	9	2018	101-560-426	UNIFORMS	6/6/2018	6/11/2018	306502	77.90
GALLS LLC	9	2018	101-560-426	UNIFORMS	6/6/2018	6/11/2018	306065	66.00
GEXA ENERGY - DALLAS	9	2018	101-412-430	UTILITIES	6/5/2018	6/11/2018		71.58
GEXA ENERGY - DALLAS	9	2018	101-512-435	UTILITIES	6/5/2018	6/11/2018		17.99
GEXA ENERGY - DALLAS	9	2018	101-411-430	UTILITIES	6/5/2018	6/11/2018		39.47
GEXA ENERGY - HOUSTO	9	2018	101-410-430	UTILITIES	6/5/2018	6/11/2018		3,144.42
GEXA ENERGY - HOUSTO	9	2018	101-512-435	UTILITIES	6/5/2018	6/11/2018		32.89
GEXA ENERGY - HOUSTO	9	2018	101-410-430	UTILITIES	6/5/2018	6/11/2018		14.08
GEXA ENERGY - HOUSTO	9	2018	101-410-430	UTILITIES	6/5/2018	6/11/2018		18.23
GEXA ENERGY - HOUSTO	9	2018	101-410-430	UTILITIES	6/5/2018	6/11/2018		8.39
GEXA ENERGY - HOUSTO	9	2018	101-410-430	UTILITIES	6/5/2018	6/11/2018		8.39
GEXA ENERGY - HOUSTO	9	2018	101-412-430	UTILITIES	6/5/2018	6/11/2018		58.84
GEXA ENERGY - HOUSTO	9	2018	101-412-430	UTILITIES	6/5/2018	6/11/2018		125.54
GEXA ENERGY - HOUSTO	9	2018	101-410-430	UTILITIES	6/5/2018	6/11/2018		115.11
GEXA ENERGY - HOUSTO	9	2018	101-411-430	UTILITIES	6/5/2018	6/11/2018		724.50
GEXA ENERGY - HOUSTO	9	2018	101-410-430	UTILITIES	6/5/2018	6/11/2018		25.90
GEXA ENERGY - HOUSTO	9	2018	101-410-430	UTILITIES	6/5/2018	6/11/2018		8.39
GEXA ENERGY - HOUSTO	9	2018	101-410-430	UTILITIES	6/5/2018	6/11/2018		118.01
GEXA ENERGY - HOUSTO	9	2018	101-410-430	UTILITIES	6/5/2018	6/11/2018		559.82
GEXA ENERGY - HOUSTO	9	2018	101-410-430	UTILITIES	6/5/2018	6/11/2018		9.80
GEXA ENERGY - HOUSTO	9	2018	101-410-430	UTILITIES	6/5/2018	6/11/2018		31.52
GEXA ENERGY - HOUSTO	9	2018	101-410-430	UTILITIES	6/5/2018	6/11/2018		108.21
GILFILLAN HARDWARE	9	2018	101-512-321	MAINTENANCE SUPP	6/4/2018	6/11/2018	306192	65.30
GILFILLAN HARDWARE	9	2018	101-512-321	MAINTENANCE SUPP	6/4/2018	6/11/2018	306192	10.91
GILFILLAN HARDWARE	9	2018	101-512-321	MAINTENANCE SUPP	6/4/2018	6/11/2018	306192	11.42
GREENWORX PRINTING	9	2018	101-497-310	OFFICE SUPPLIES	6/6/2018	6/11/2018	306595	42.00
GREENWORX PRINTING	9	2018	101-497-310	OFFICE SUPPLIES	6/6/2018	6/11/2018	306595	42.00
GREENWORX PRINTING	9	2018	101-497-310	OFFICE SUPPLIES	6/6/2018	6/11/2018	306595	42.00
GREENWORX PRINTING	9	2018	101-497-310	OFFICE SUPPLIES	6/6/2018	6/11/2018	306595	21.00

881

GREENWORX PRINTING	9	2018	101-497-310	OFFICE SUPPLIES	6/6/2018	6/11/2018	306595	21.00
GREENWORX PRINTING	9	2018	101-497-310	OFFICE SUPPLIES	6/6/2018	6/11/2018	306595	(25.20)
GUARDIAN SECURITY SO	9	2018	101-410-455	MAINT CONTRACT -	6/5/2018	6/11/2018		39.95
GUARDIAN SECURITY SO	9	2018	101-411-455	MAINT CONTRACT -	6/5/2018	6/11/2018		39.95
HM DAVENPORT	9	2018	101-425-428	TRAVEL/CONFERENCE	6/6/2018	6/11/2018		744.80
HOME2 SUITES BY HILT	9	2018	101-421-428	TRAVEL/CONFERENCE	6/6/2018	6/11/2018		250.23
HUFFMAN COMMUNICATIO	9	2018	101-560-445	REPAIRS & MAINT	6/4/2018	6/11/2018	306492	845.00
HUFFMAN COMMUNICATIO	9	2018	101-561-446	REPAIRS & MAINT	6/6/2018	6/11/2018		105.00
ICS JAIL SUPPLIES, I	9	2018	101-512-350	INMATE SUPPLIES	6/4/2018	6/11/2018	306475	64.27
ICS JAIL SUPPLIES, I	9	2018	101-512-350	INMATE SUPPLIES	6/4/2018	6/11/2018	306475	144.00
ICS JAIL SUPPLIES, I	9	2018	101-512-350	INMATE SUPPLIES	6/4/2018	6/11/2018	306475	144.00
ICS JAIL SUPPLIES, I	9	2018	101-512-350	INMATE SUPPLIES	6/4/2018	6/11/2018	306475	144.00
ICS JAIL SUPPLIES, I	9	2018	101-512-350	INMATE SUPPLIES	6/4/2018	6/11/2018	306475	96.00
ICS JAIL SUPPLIES, I	9	2018	101-512-351	INMATE LINEN & B	6/4/2018	6/11/2018	306475	748.80
ICS JAIL SUPPLIES, I	9	2018	101-512-351	INMATE LINEN & B	6/4/2018	6/11/2018	306475	421.20
ICS COMPANY	9	2018	101-512-330	JANITORIAL SUPPL	6/4/2018	6/11/2018	306649	243.60
ICS COMPANY	9	2018	101-512-330	JANITORIAL SUPPL	6/4/2018	6/11/2018	306649	301.10
ICS COMPANY	9	2018	101-512-330	JANITORIAL SUPPL	6/4/2018	6/11/2018	306649	1,078.00
ICS COMPANY	9	2018	101-512-330	JANITORIAL SUPPL	6/4/2018	6/11/2018	306649	69.00
ICS COMPANY	9	2018	101-512-330	JANITORIAL SUPPL	6/4/2018	6/11/2018	306649	283.00
ICS COMPANY	9	2018	101-512-330	JANITORIAL SUPPL	6/4/2018	6/11/2018	306649	132.30
ICS COMPANY	9	2018	101-512-330	JANITORIAL SUPPL	6/4/2018	6/11/2018	306649	54.52
ICS COMPANY	9	2018	101-512-350	INMATE SUPPLIES	6/4/2018	6/11/2018	306649	205.00
JACOBSON LAW FIRM PC	9	2018	101-406-410	PROFESSIONAL SER	6/5/2018	6/11/2018		999.45
JACOBSON LAW FIRM PC	9	2018	101-406-410	PROFESSIONAL SER	6/5/2018	6/11/2018		480.64
JAMES ACKER	9	2018	101-310-010	REINVESTMENT TAX	6/8/2018	6/11/2018		490.82
JAMES E. POLK, ATTOR	9	2018	101-435-411	COURT APPOINTED	6/5/2018	6/11/2018		740.00
JASON GRANT	9	2018	101-401-428	TRAVEL/CONFERENCE	6/6/2018	6/11/2018		15.00
JERRY PUTMAN	9	2018	101-475-370	GAS & OIL	6/5/2018	6/11/2018		60.62
JOHNSON OIL COMPANY	9	2018	101-560-370	GAS & OIL	6/6/2018	6/11/2018	306194	6,014.40
K & S TIRE TOWING &	9	2018	101-560-445	REPAIRS & MAINT	6/1/2018	6/11/2018	306195	25.95
K & S TIRE TOWING &	9	2018	101-560-445	REPAIRS & MAINT	6/1/2018	6/11/2018	306195	11.40
K & S TIRE TOWING &	9	2018	101-560-445	REPAIRS & MAINT	6/1/2018	6/11/2018	306195	10.00
K & S TIRE TOWING &	9	2018	101-560-445	REPAIRS & MAINT	6/1/2018	6/11/2018		319.46
K & S TIRE TOWING &	9	2018	101-560-445	REPAIRS & MAINT	6/1/2018	6/11/2018		176.40

888

K & S TIRE TOWING &	9	2018 101-560-445	REPAIRS & MAINT	6/1/2018	6/11/2018	306195	63.76
K & S TIRE TOWING &	9	2018 101-560-445	REPAIRS & MAINT	6/1/2018	6/11/2018	306195	11.40
K & S TIRE TOWING &	9	2018 101-560-445	REPAIRS & MAINT	6/1/2018	6/11/2018	306195	10.00
K & S TIRE TOWING &	9	2018 101-560-445	REPAIRS & MAINT	6/1/2018	6/11/2018	306195	10.00
K & S TIRE TOWING &	9	2018 101-560-445	REPAIRS & MAINT	6/4/2018	6/11/2018	306581	550.63
K & S TIRE TOWING &	9	2018 101-560-445	REPAIRS & MAINT	6/4/2018	6/11/2018	306581	240.00
K & S TIRE TOWING &	9	2018 101-560-445	REPAIRS & MAINT	6/4/2018	6/11/2018	306616	161.75
K & S TIRE TOWING &	9	2018 101-560-445	REPAIRS & MAINT	6/4/2018	6/11/2018	306627	71.27
K & S TIRE TOWING &	9	2018 101-560-445	REPAIRS & MAINT	6/4/2018	6/11/2018	306627	51.40
K & S TIRE TOWING &	9	2018 101-560-445	REPAIRS & MAINT	6/4/2018	6/11/2018	306195	35.24
K & S TIRE TOWING &	9	2018 101-560-445	REPAIRS & MAINT	6/4/2018	6/11/2018	306195	55.00
K & S TIRE TOWING &	9	2018 101-560-445	REPAIRS & MAINT	6/5/2018	6/11/2018	306195	51.45
K & S TIRE TOWING &	9	2018 101-560-445	REPAIRS & MAINT	6/5/2018	6/11/2018	306195	11.40
K & S TIRE TOWING &	9	2018 101-560-445	REPAIRS & MAINT	6/6/2018	6/11/2018	306494	161.00
K & S TIRE TOWING &	9	2018 101-560-445	REPAIRS & MAINT	6/6/2018	6/11/2018	306679	72.09
K & S TIRE TOWING &	9	2018 101-560-445	REPAIRS & MAINT	6/6/2018	6/11/2018	306679	31.40
KEATHLEY & KEATHLEY	9	2018 101-435-485	OTHER LITIGATION	6/5/2018	6/11/2018		4.49
KEATHLEY & KEATHLEY	9	2018 101-435-411	COURT APPOINTED	6/5/2018	6/11/2018		1,063.75
KEATHLEY & KEATHLEY	9	2018 101-435-411	COURT APPOINTED	6/5/2018	6/11/2018		963.75
KEATHLEY & KEATHLEY	9	2018 101-435-485	OTHER LITIGATION	6/6/2018	6/11/2018		57.80
KEATHLEY & KEATHLEY	9	2018 101-435-411	COURT APPOINTED	6/6/2018	6/11/2018		643.75
KEATHLEY & KEATHLEY	9	2018 101-435-411	COURT APPOINTED	6/6/2018	6/11/2018		543.75
KEATHLEY & KEATHLEY	9	2018 101-435-411	COURT APPOINTED	6/6/2018	6/11/2018		443.75
KEATHLEY LAW OFFICE	9	2018 101-430-411	COURT APPOINTED	6/6/2018	6/11/2018		343.75
KEATHLEY LAW OFFICE	9	2018 101-435-490	MENTAL / AD LITE	6/5/2018	6/11/2018		2,210.00
KELLY R MYERS, ATTOR	9	2018 101-425-485	OTHER LITIGATION	6/5/2018	6/11/2018		662.50
KELLY R MYERS, ATTOR	9	2018 101-425-411	COURT APPOINTED	6/5/2018	6/11/2018		1.00
LAW OFFICE OF BRIDGE	9	2018 101-435-411	COURT APPOINTED	6/5/2018	6/11/2018		200.00
LAW OFFICE OF JASON	9	2018 101-430-411	COURT APPOINTED	6/5/2018	6/11/2018		1,025.00
LAW OFFICE OF JASON	9	2018 101-430-411	COURT APPOINTED	6/5/2018	6/11/2018		556.25
LAW OFFICE OF JASON	9	2018 101-430-411	COURT APPOINTED	6/5/2018	6/11/2018		456.25
LAW OFFICE OF JASON	9	2018 101-430-411	COURT APPOINTED	6/5/2018	6/11/2018		737.50
LAW OFFICE OF JASON	9	2018 101-430-411	COURT APPOINTED	6/5/2018	6/11/2018		1,712.50
LAW OFFICE OF JASON	9	2018 101-430-411	COURT APPOINTED	6/5/2018	6/11/2018		1,037.50

889

LAW OFFICE OF JASON	9	2018	101-435-411	COURT APPOINTED	6/5/2018	6/11/2018		725.00
LAW OFFICE OF MICAH	9	2018	101-435-411	COURT APPOINTED	6/5/2018	6/11/2018		50.00
LAW OFFICE OF SHANA	9	2018	101-435-411	COURT APPOINTED	6/5/2018	6/11/2018		550.00
LAW OFFICE OF SHANA	9	2018	101-430-485	OTHER LITIGATION	6/5/2018	6/11/2018		3.00
LAW OFFICE OF SHANA	9	2018	101-430-411	COURT APPOINTED	6/5/2018	6/11/2018		575.00
LAW OFFICE OF SHANA	9	2018	101-435-411	COURT APPOINTED	6/6/2018	6/11/2018		725.00
LAW OFFICE OF SHANA	9	2018	101-425-411	COURT APPOINTED	6/6/2018	6/11/2018		200.00
LAW OFFICE OF SHANA	9	2018	101-425-411	COURT APPOINTED	6/6/2018	6/11/2018		100.00
LAW OFFICE OF SHANA	9	2018	101-425-411	COURT APPOINTED	6/6/2018	6/11/2018		100.00
LAWRENCE WARREN	9	2018	101-425-475	INVESTIGATORS	6/5/2018	6/11/2018		975.00
LAWRENCE WARREN	9	2018	101-435-475	INVESTIGATORS	6/6/2018	6/11/2018		1,500.00
LAWRENCE WARREN	9	2018	101-435-475	INVESTIGATORS	6/6/2018	6/11/2018		1,820.00
LENOVO FINANCIAL SER	9	2018	101-440-320	OPERATING EQUIPM	6/5/2018	6/11/2018		652.10
LENOVO FINANCIAL SER	9	2018	101-498-320	OPERATING EQUIPM	6/5/2018	6/11/2018		66.63
LENOVO FINANCIAL SER	9	2018	101-495-320	OPERATING EQUIPM	6/5/2018	6/11/2018		399.90
LENOVO FINANCIAL SER	9	2018	101-499-320	OPERATING EQUIPM	6/5/2018	6/11/2018		581.14
LORIE STOVALL	9	2018	101-421-428	TRAVEL/CONFERENCE	6/6/2018	6/11/2018		68.13
MCKEE LUMBER COMPANY	9	2018	101-512-321	MAINTENANCE SUPP	6/4/2018	6/11/2018		45.60
MCKEE LUMBER COMPANY	9	2018	101-560-429	TRAINING - FIRIN	6/4/2018	6/11/2018		17.99
MCKEE LUMBER COMPANY	9	2018	101-560-429	TRAINING - FIRIN	6/4/2018	6/11/2018		65.98
MCKEE LUMBER COMPANY	9	2018	101-560-429	TRAINING - FIRIN	6/4/2018	6/11/2018		71.88
MEDICAL SURGICAL & C	9	2018	101-572-411	NON-RESIDENTIAL	6/5/2018	6/11/2018		32.00
MELANIE HYDER	9	2018	101-572-428	TRAVEL/CONFERENCE	6/5/2018	6/11/2018		87.75
MEN WATER SUPPLY COR	9	2018	101-402-430	UTILITIES - PARK	6/5/2018	6/11/2018		27.00
MIKE DAVIS	9	2018	101-551-312	OPERATING SUPPLI	6/5/2018	6/11/2018		4.87
MIKE DAVIS	9	2018	101-551-312	OPERATING SUPPLI	6/5/2018	6/11/2018		2.97
MIKE DAVIS	9	2018	101-552-312	OPERATING SUPPLI	6/5/2018	6/11/2018		4.87
MIKE DAVIS	9	2018	101-552-312	OPERATING SUPPLI	6/5/2018	6/11/2018		2.97
MIKE DAVIS	9	2018	101-553-312	OPERATING SUPPLI	6/5/2018	6/11/2018		4.87
MIKE DAVIS	9	2018	101-553-312	OPERATING SUPPLI	6/5/2018	6/11/2018		2.96
MIKE DAVIS	9	2018	101-554-312	OPERATING SUPPLI	6/5/2018	6/11/2018		4.87
MIKE DAVIS	9	2018	101-554-312	OPERATING SUPPLI	6/5/2018	6/11/2018		2.96
MOORE TIRE & AUTO	9	2018	101-475-445	REPAIRS & MAINTENANCE	6/5/2018	6/11/2018		89.00

89

NAVARRO COUNTY ELECT	9	2018 101-512-435	UTILITIES	6/5/2018	6/11/2018	174.00
NAVARRO COUNTY ELECT	9	2018 101-512-435	UTILITIES	6/5/2018	6/11/2018	41.00
NAVARRO COUNTY ELECT	9	2018 101-512-435	UTILITIES	6/5/2018	6/11/2018	38.00
NAVARRO COUNTY ELECT	9	2018 101-402-430	UTILITIES - PARK	6/5/2018	6/11/2018	10.17
NAVARRO COUNTY ELECT	9	2018 101-402-430	UTILITIES - PARK	6/5/2018	6/11/2018	20.34
NAVARRO COUNTY ELECT	9	2018 101-402-430	UTILITIES - PARK	6/5/2018	6/11/2018	10.17
NAVARRO COUNTY ELECT	9	2018 101-402-430	UTILITIES - PARK	6/5/2018	6/11/2018	10.17
NEAL GREEN, JR	9	2018 101-435-411	COURT APPOINTED	6/5/2018	6/11/2018	580.00
NEAL GREEN, JR	9	2018 101-425-411	COURT APPOINTED	6/5/2018	6/11/2018	100.00
NEAL GREEN, JR	9	2018 101-425-411	COURT APPOINTED	6/5/2018	6/11/2018	100.00
NEAL GREEN, JR	9	2018 101-425-411	COURT APPOINTED	6/5/2018	6/11/2018	200.00
NEAL GREEN, JR	9	2018 101-430-411	COURT APPOINTED	6/6/2018	6/11/2018	175.00
NEAL GREEN, JR	9	2018 101-430-411	COURT APPOINTED	6/6/2018	6/11/2018	375.00
NEAL GREEN, JR	9	2018 101-430-485	OTHER LITIGATION	6/6/2018	6/11/2018	8.00
NEAL GREEN, JR	9	2018 101-430-411	COURT APPOINTED	6/5/2018	6/11/2018	587.50
O'CONNOR'S LITIGATIO	9	2018 101-435-419	DUES & PUBLICATI	6/5/2018	6/11/2018	120.00
O'CONNOR'S LITIGATIO	9	2018 101-435-419	DUES & PUBLICATI	6/5/2018	6/11/2018	11.00
OFFICE DEPOT INC-TXM	9	2018 101-561-310	OFFICE SUPPLIES	6/6/2018	6/11/2018	47.99
OFFICE DEPOT INC-TXM	9	2018 101-560-310	OFFICE SUPPLIES	6/6/2018	6/11/2018	36.45
OFFICE DEPOT INC-TXM	9	2018 101-560-310	OFFICE SUPPLIES	6/6/2018	6/11/2018	93.32
OFFICE DEPOT INC-TXM	9	2018 101-560-310	OFFICE SUPPLIES	6/6/2018	6/11/2018	67.59
OFFICE DEPOT INC-TXM	9	2018 101-458-310	OFFICE SUPPLIES	6/6/2018	6/11/2018	43.01
OFFICE DEPOT INC-TXM	9	2018 101-458-310	OFFICE SUPPLIES	6/6/2018	6/11/2018	43.71
OFFICE DEPOT INC-TXM	9	2018 101-475-310	OFFICE SUPPLIES	6/6/2018	6/11/2018	835.98
OFFICE DEPOT INC-TXM	9	2018 101-475-310	OFFICE SUPPLIES	6/6/2018	6/11/2018	5.49
OFFICE DEPOT INC-TXM	9	2018 101-475-310	OFFICE SUPPLIES	6/6/2018	6/11/2018	37.70
OFFICE DEPOT INC-TXM	9	2018 101-475-310	OFFICE SUPPLIES	6/6/2018	6/11/2018	231.86
OFFICE DEPOT INC-TXM	9	2018 101-475-310	OFFICE SUPPLIES	6/6/2018	6/11/2018	98.56
OFFICE DEPOT INC-TXM	9	2018 101-475-310	OFFICE SUPPLIES	6/6/2018	6/11/2018	103.98
OFFICE DEPOT INC-TXM	9	2018 101-475-310	OFFICE SUPPLIES	6/6/2018	6/11/2018	(34.00)
OFFICE DEPOT INC-TXM	9	2018 101-406-312	COPY & POSTAGE S	6/6/2018	6/11/2018	39.50
OFFICE DEPOT INC-TXM	9	2018 101-421-310	OFFICE SUPPLIES	6/6/2018	6/11/2018	33.84
OFFICE DEPOT INC-TXM	9	2018 101-421-310	OFFICE SUPPLIES	6/6/2018	6/11/2018	76.39
OFFICE DEPOT INC-TXM	9	2018 101-560-310	OFFICE SUPPLIES	6/6/2018	6/11/2018	8.50

891

OFFICE DEPOT INC-TXM	9	2018	101-560-310	OFFICE SUPPLIES	6/6/2018	6/11/2018	306478	123.98
OFFICE DEPOT INC-TXM	9	2018	101-560-310	OFFICE SUPPLIES	6/6/2018	6/11/2018	306478	116.39
OFFICE DEPOT INC-TXM	9	2018	101-440-310	OFFICE SUPPLIES	6/6/2018	6/11/2018	306537	39.83
OFFICE DEPOT INC-TXM	9	2018	101-440-310	OFFICE SUPPLIES	6/6/2018	6/11/2018	306537	183.34
OFFICE DEPOT INC-TXM	9	2018	101-435-310	OFFICE SUPPLIES	6/6/2018	6/11/2018	306410	114.05
OFFICE DEPOT INC-TXM	9	2018	101-456-310	OFFICE SUPPLIES	6/6/2018	6/11/2018	306541	106.19
OFFICE DEPOT INC-TXM	9	2018	101-456-310	OFFICE SUPPLIES	6/6/2018	6/11/2018	306541	17.69
OFFICE DEPOT INC-TXM	9	2018	101-406-312	COPY & POSTAGE S	6/6/2018	6/11/2018	306555	81.81
OFFICE DEPOT INC-TXM	9	2018	101-406-312	COPY & POSTAGE S	6/6/2018	6/11/2018	306555	119.00
OFFICE DEPOT INC-TXM	9	2018	101-497-310	OFFICE SUPPLIES	6/6/2018	6/11/2018	306605	53.32
OFFICE DEPOT INC-TXM	9	2018	101-459-310	OFFICE SUPPLIES	6/6/2018	6/11/2018	306412	30.67
OFFICE DEPOT INC-TXM	9	2018	101-403-310	OFFICE SUPPLIES	6/6/2018	6/11/2018	306598	151.09
OTIS ELEVATOR COMPAN	9	2018	101-512-452	MAINT CONTRACT -	6/1/2018	6/11/2018		637.18
PACIFIC CONCEPTS	9	2018	101-512-350	INMATE SUPPLIES	6/4/2018	6/11/2018	306485	360.00
PHONE TREE	9	2018	101-561-445	REPAIRS & MAINT	6/1/2018	6/11/2018		312.00
PITNEY BOWES INC	9	2018	101-406-313	POSTAGE MAINTENA	6/5/2018	6/11/2018		230.00
POLYGRAPH SERVICES &	9	2018	101-560-494	EMPLOYEE PHYSICA	6/1/2018	6/11/2018	306200	175.00
RAINBOW INTERNATIONAL	9	2018	101-411-445	REPAIRS & MAINT	6/5/2018	6/11/2018	306123	932.64
REGIONAL ORGANIZED C	9	2018	101-560-419	DUES & SUBSCRIPT	6/5/2018	6/11/2018		300.00
RENTERIA LAW FIRM, P	9	2018	101-430-411	COURT APPOINTED	6/6/2018	6/11/2018		547.50
REPUBLIC SERVICES #0	9	2018	101-410-430	UTILITIES	6/5/2018	6/11/2018		503.34
ROBERT E YORK	9	2018	101-435-485	OTHER LITIGATION	6/7/2018	6/11/2018		8.88
ROBERT E YORK	9	2018	101-435-490	MENTAL / AD LITE	6/7/2018	6/11/2018		250.00
ROBERT PICKETT & RIC	9	2018	101-310-010	REINVESTMENT TAX	6/8/2018	6/11/2018		342.51
ROBERT SCHELL	9	2018	101-475-428	TRAVEL/CONFERENC	6/6/2018	6/11/2018		722.78
SECRETARY OF STATE	9	2018	101-409-428	TRAVEL/CONFERENC	6/6/2018	6/11/2018		210.00
SECRETARY OF STATE	9	2018	101-409-428	TRAVEL/CONFERENC	6/6/2018	6/11/2018		210.00
SHERIFF, PETTY CASH	9	2018	101-560-340	INVESTIGATIVE /	6/5/2018	6/11/2018		22.52
SOUTHERN HEALTH PART	9	2018	101-512-460	INMATE MEDICAL -	6/1/2018	6/11/2018		1,675.80
SOUTHWEST PUBLIC SAF	9	2018	101-560-340	INVESTIGATIVE /	6/6/2018	6/11/2018	306657	46.50
SOUTHWEST PUBLIC SAF	9	2018	101-560-340	INVESTIGATIVE /	6/6/2018	6/11/2018	306657	14.45
STARFAC CORP	9	2018	101-310-010	REINVESTMENT TAX	6/8/2018	6/11/2018		1,854.57
STEELE METAL SUPPLY	9	2018	101-560-429	TRAINING - FIRIN	6/4/2018	6/11/2018	306641	111.00
STEELE METAL SUPPLY	9	2018	101-560-429	TRAINING - FIRIN	6/4/2018	6/11/2018	306641	438.48

SUSAN A WALDRIP COUR	9	2018	101-425-412	COURT REPORTER	6/5/2018	6/11/2018	295.00
SUSAN A WALDRIP COUR	9	2018	101-435-412	TRANSCRIPTS	6/5/2018	6/11/2018	295.00
TEAM SOLUTIONS	9	2018	101-512-445	REPAIRS & MAINTE	6/4/2018	6/11/2018	306527
TEAM SOLUTIONS	9	2018	101-512-445	REPAIRS & MAINTE	6/4/2018	6/11/2018	306527
TEXAS ASSOC OF COUNT	9	2018	101-406-417	INSURANCE	6/5/2018	6/11/2018	64,750.00
TEXAS COURT REPORTER	9	2018	101-430-428	TRAVEL/CONFERENCE	6/6/2018	6/11/2018	395.00
TEXAS DEPARTMENT OF	9	2018	101-560-445	REPAIRS & MAINT	6/1/2018	6/11/2018	7.50
TEXAS DEPT OF CRIMIN	9	2018	101-401-310	OFFICE SUPPLIES	6/5/2018	6/11/2018	306233
TEXAS FIRE ALARM INC	9	2018	101-410-455	MAINT CONTRACT -	6/5/2018	6/11/2018	182.28
TEXAS JUVENILE JUSTI	9	2018	101-572-428	TRAVEL/CONFERENCE	6/5/2018	6/11/2018	40.00
TEXAS PRISONER TRANS	9	2018	101-512-465	EXTRADITION OF P	6/4/2018	6/11/2018	187.00
TEXAS PRISONER TRANS	9	2018	101-512-465	EXTRADITION OF P	6/4/2018	6/11/2018	187.00
TEXAS PRISONER TRANS	9	2018	101-512-465	EXTRADITION OF P	6/4/2018	6/11/2018	680.00
TEXAS PRISONER TRANS	9	2018	101-512-465	EXTRADITION OF P	6/6/2018	6/11/2018	306620
THE ELAND LAW FIRM	9	2018	101-430-411	COURT APPOINTED	6/5/2018	6/11/2018	306658
THE PRODUCTIVITY CEN	9	2018	101-512-419	DUES & SUBSCRIPT	6/6/2018	6/11/2018	550.00
THE PRODUCTIVITY CEN	9	2018	101-560-419	DUES & SUBSCRIPT	6/6/2018	6/11/2018	950.00
THE SIGN SHOP OF COR	9	2018	101-410-445	REPAIRS & MAINTE	6/5/2018	6/11/2018	950.00
THE SIGN SHOP OF COR	9	2018	101-410-445	REPAIRS & MAINTE	6/5/2018	6/11/2018	1,285.00
THE SIGN SHOP OF COR	9	2018	101-410-445	REPAIRS & MAINTE	6/5/2018	6/11/2018	75.00
THE SIGN SHOP OF COR	9	2018	101-410-445	REPAIRS & MAINTE	6/5/2018	6/11/2018	50.00
THEDFORD OFFICE SUPP	9	2018	101-497-320	OPERATING EQUIPM	6/5/2018	6/11/2018	469.00
THEDFORD OFFICE SUPP	9	2018	101-497-320	OPERATING EQUIPM	6/5/2018	6/11/2018	306578
THEDFORD OFFICE SUPP	9	2018	101-497-320	OPERATING EQUIPM	6/5/2018	6/11/2018	306578
THEDFORD OFFICE SUPP	9	2018	101-497-320	OPERATING EQUIPM	6/5/2018	6/11/2018	949.00
THEDFORD OFFICE SUPP	9	2018	101-406-425	TECHNOLOGY ENHAN	6/5/2018	6/11/2018	306578
THEDFORD OFFICE SUPP	9	2018	101-407-445	REPAIRS & MAINTE	6/6/2018	6/11/2018	10,575.00
THEDFORD OFFICE SUPP	9	2018	101-407-445	REPAIRS & MAINTE	6/6/2018	6/11/2018	369.00
THEDFORD OFFICE SUPP	9	2018	101-407-459	MAINT CONTRACT -	6/6/2018	6/11/2018	306395
TOMAS ECHARTEA	9	2018	101-430-410	INTERPRETER	6/5/2018	6/11/2018	529.00
TROPHIES UNLIMITED	9	2018	101-560-426	UNIFORMS	6/5/2018	6/11/2018	200.00
TROPHIES UNLIMITED	9	2018	101-560-310	OFFICE SUPPLIES	6/1/2018	6/11/2018	7.00
US POSTAL SERVICE	9	2018	101-406-311	POSTAGE	6/1/2018	6/11/2018	34.00
VALVOLINE EXPRESS CA	9	2018	101-560-445	REPAIRS & MAINT	6/5/2018	6/11/2018	88.00
VORTEX OPTICS	9	2018	101-560-340	INVESTIGATIVE /	6/1/2018	6/11/2018	306202
WATSON AIR CONDITION	9	2018	101-561-446	REPAIRS & MAINT	6/4/2018	6/11/2018	306577
WATSON AIR CONDITION	9	2018	101-561-446	REPAIRS & MAINT	6/4/2018	6/11/2018	839.99
WEST PUBLISHING CORP	9	2018	101-435-419	DUES & PUBLICATI	6/4/2018	6/11/2018	800.00
WEST PUBLISHING CORP	9	2018	101-435-419	DUES & PUBLICATI	6/4/2018	6/11/2018	260.00
WEST PUBLISHING CORP	9	2018	101-435-419	DUES & PUBLICATI	6/5/2018	6/11/2018	557.66

WEST PUBLISHING CORP	9	2018	101-480-419	PUBLICATIONS	6/5/2018	6/11/2018	444.00
XEROX CORP - TXMAS	9	2018	101-512-440	COPIER RENTAL	6/5/2018	6/11/2018	251.35
XEROX CORP - TXMAS	9	2018	101-425-440	COPIER RENTAL	6/5/2018	6/11/2018	208.68
XEROX CORP - TXMAS	9	2018	101-571-440	COPIER RENTAL	6/5/2018	6/11/2018	219.47
XEROX CORP - TXMAS	9	2018	101-401-310	OFFICE SUPPLIES	6/5/2018	6/11/2018	41.96
XEROX CORP - TXMAS	9	2018	101-401-440	COPIER RENTAL	6/5/2018	6/11/2018	281.50
XEROX CORP - TXMAS	9	2018	101-421-440	COPIER RENTAL	6/5/2018	6/11/2018	385.67
XEROX CORP - TXMAS	9	2018	101-421-310	OFFICE SUPPLIES	6/5/2018	6/11/2018	46.23
XEROX CORP - TXMAS	9	2018	101-571-440	COPIER RENTAL	6/5/2018	6/11/2018	219.47
XEROX CORP - TXMAS	9	2018	101-499-310	OFFICE SUPPLIES	6/5/2018	6/11/2018	10.72
XEROX CORP - TXMAS	9	2018	101-499-440	COPIER RENTAL	6/5/2018	6/11/2018	163.12
XEROX CORP - TXMAS	9	2018	101-497-310	OFFICE SUPPLIES	6/5/2018	6/11/2018	0.55
XEROX CORP - TXMAS	9	2018	101-497-440	COPIER RENTAL	6/5/2018	6/11/2018	327.74
XEROX CORP - TXMAS	9	2018	101-512-310	OFFICE SUPPLIES	6/5/2018	6/11/2018	30.68
XEROX CORP - TXMAS	9	2018	101-512-440	COPIER RENTAL	6/5/2018	6/11/2018	251.35
XEROX CORP - TXMAS	9	2018	101-560-310	OFFICE SUPPLIES	6/5/2018	6/11/2018	9.62
XEROX CORP - TXMAS	9	2018	101-560-440	COPIER RENTAL	6/5/2018	6/11/2018	225.37
XEROX CORP - TXMAS	9	2018	101-435-310	OFFICE SUPPLIES	6/5/2018	6/11/2018	2.05
XEROX CORP - TXMAS	9	2018	101-435-440	COPIER RENTAL	6/5/2018	6/11/2018	140.41
XEROX CORP - TXMAS	9	2018	101-409-440	COPIER RENTAL	6/5/2018	6/11/2018	215.10
XEROX CORP - TXMAS	9	2018	101-561-440	COPIER RENTAL	6/5/2018	6/11/2018	161.75
XEROX CORP - TXMAS	9	2018	101-499-440	COPIER RENTAL	6/5/2018	6/11/2018	148.38
XEROX CORP - TXMAS	9	2018	101-402-440	COPIER RENTAL	6/5/2018	6/11/2018	258.84
XEROX CORP - TXMAS	9	2018	101-495-440	COPIER RENTAL	6/5/2018	6/11/2018	419.86
XEROX CORP - TXMAS	9	2018	101-403-440	COPIER RENTAL	6/5/2018	6/11/2018	296.72
XEROX CORP - TXMAS	9	2018	101-403-440	COPIER RENTAL	6/5/2018	6/11/2018	232.61
XEROX CORP - TXMAS	9	2018	101-512-440	COPIER RENTAL	6/5/2018	6/11/2018	177.51
XEROX CORP - TXMAS	9	2018	101-572-310	OFFICE SUPPLIES	6/5/2018	6/11/2018	22.34
XEROX CORP - TXMAS	9	2018	101-572-440	COPIER RENTAL	6/5/2018	6/11/2018	151.78
XEROX CORP - TXMAS	9	2018	101-403-440	COPIER RENTAL	6/5/2018	6/11/2018	251.49
XEROX CORP - TXMAS	9	2018	101-440-310	OFFICE SUPPLIES	6/5/2018	6/11/2018	14.66
XEROX CORP - TXMAS	9	2018	101-440-440	COPIER RENTAL	6/5/2018	6/11/2018	298.37
XEROX CORP - TXMAS	9	2018	101-440-310	OFFICE SUPPLIES	6/5/2018	6/11/2018	79.70
XEROX CORP - TXMAS	9	2018	101-440-440	COPIER RENTAL	6/5/2018	6/11/2018	298.35

844

VENDOR NAME	PP ACCOUNT #	ACCOUNT NAME	VP DATE	DATE TBP	PO NO	AMOUNT
XEROX CORP - TXMAS	9 2018 101-475-310	OFFICE SUPPLIES	6/5/2018	6/11/2018		59.33
XEROX CORP - TXMAS	9 2018 101-475-440	COPIER RENTAL	6/5/2018	6/11/2018		295.97
XEROX CORP - TXMAS	9 2018 101-475-310	OFFICE SUPPLIES	6/5/2018	6/11/2018		82.05
XEROX CORP - TXMAS	9 2018 101-475-440	COPIER RENTAL	6/5/2018	6/11/2018		295.97
XEROX CORP - TXMAS	9 2018 101-430-310	OFFICE SUPPLIES	6/5/2018	6/11/2018		11.99
XEROX CORP - TXMAS	9 2018 101-430-440	COPIER RENTAL	6/5/2018	6/11/2018		129.28
XEROX CORP - TXMAS	9 2018 101-498-310	SUPPLIES	6/5/2018	6/11/2018		14.28
XEROX CORP - TXMAS	9 2018 101-407-310	OFFICE SUPPLIES	6/5/2018	6/11/2018		14.27
XEROX CORP - TXMAS	9 2018 101-498-440	COPILER RENTAL	6/5/2018	6/11/2018		86.94
XEROX CORP - TXMAS	9 2018 101-407-440	COPIER RENTAL	6/5/2018	6/11/2018		86.93

06/08/2018 09:43:04 C S C D

208,656.25

VENDOR NAME	PP ACCOUNT #	ACCOUNT NAME	VP DATE	DATE TBP	PO NO	AMOUNT
ANN TANNER	10 2018 151-571-428	TRAVEL	6/1/2018	6/11/2018		127.50
ANN TANNER	10 2018 151-571-428	TRAVEL	6/1/2018	6/11/2018		257.24
DOUBLETREE BY HILTON	10 2018 151-571-428	TRAVEL	6/1/2018	6/11/2018		336.24
NAVARRO COUNTY GENER	10 2018 151-571-311	POSTAGE	6/7/2018	6/11/2018		156.36
NORTHLAND COMMUNICAT	10 2018 151-571-435	TELEPHONE & INTE	6/1/2018	6/11/2018		129.06
NORTHLAND COMMUNICAT	10 2018 151-571-435	TELEPHONE & INTE	6/6/2018	6/11/2018		122.71
ROBERT L SAENZ	10 2018 151-573-410	CONTRACT SERVICE	6/5/2018	6/11/2018		1,295.00

06/08/2018 09:43:04 JUVENILE PROBATION

2,424.11

VENDOR NAME	PP ACCOUNT #	ACCOUNT NAME	VP DATE	DATE TBP	PO NO	AMOUNT
PEGASUS SCHOOLS INC	10 2018 161-575-663	NON SECURE POST	6/5/2018	6/11/2018		3,999.00
PHILIP R TAFT PSY	10 2018 161-576-613	CBP-MENTAL HEALT	6/5/2018	6/11/2018		400.00
TRAVIS STRANGE COUNS	10 2018 161-576-613	CBP-MENTAL HEALT	6/5/2018	6/11/2018		170.00

895

06/08/2018 09:43:04

FLOOD CONTROL

4,569.00

VENDOR NAME	PP ACCOUNT #	ACCOUNT NAME	VP DATE	DATE TBP	PO NO	AMOUNT
GIBSON FENCING	9 2018 171-620-445	REPAIRS & MAINT	6/5/2018	6/11/2018	306608	2,866.00
GREENLANDER LLC	9 2018 171-620-445	REPAIRS & MAINT	6/5/2018	6/11/2018	306597	4,240.00
GREENLANDER LLC	9 2018 171-620-445	REPAIRS & MAINT	6/5/2018	6/11/2018	306597	1,150.00
GREENLANDER LLC	9 2018 171-620-445	REPAIRS & MAINT	6/5/2018	6/11/2018	306597	850.00
MOIR WATERSHED SERVI	9 2018 171-620-445	REPAIRS & MAINT	6/5/2018	6/11/2018	306524	1,840.00
MOIR WATERSHED SERVI	9 2018 171-620-445	REPAIRS & MAINT	6/5/2018	6/11/2018	306524	3,250.00
MOIR WATERSHED SERVI	9 2018 171-620-445	REPAIRS & MAINT	6/5/2018	6/11/2018	306524	4,500.00
MOIR WATERSHED SERVI	9 2018 171-620-445	REPAIRS & MAINT	6/5/2018	6/11/2018	306524	1,200.00
MOIR WATERSHED SERVI	9 2018 171-620-445	REPAIRS & MAINT	6/5/2018	6/11/2018	306524	850.00

06/08/2018 09:43:04

ROAD & BRIDGE #1

20,746.00

VENDOR NAME	PP ACCOUNT #	ACCOUNT NAME	VP DATE	DATE TBP	PO NO	AMOUNT
AT&T SERVICES INC.	9 2018 211-611-435	TELEPHONE	6/4/2018	6/11/2018		39.24
ATWOODS DISTRIBUTING	9 2018 211-611-321	MAINTENANCE SUPP	6/4/2018	6/11/2018	305035	86.94
ATWOODS DISTRIBUTING	9 2018 211-611-321	MAINTENANCE SUPP	6/4/2018	6/11/2018	305035	88.84
ATWOODS DISTRIBUTING	9 2018 211-611-321	MAINTENANCE SUPP	6/4/2018	6/11/2018	305035	43.97
ATWOODS DISTRIBUTING	9 2018 211-611-495	MISCELLANEOUS	6/4/2018	6/11/2018	305035	34.95
ATWOODS DISTRIBUTING	9 2018 211-611-321	MAINTENANCE SUPP	6/4/2018	6/11/2018	305035	23.96
ATWOODS DISTRIBUTING	9 2018 211-611-321	MAINTENANCE SUPP	6/4/2018	6/11/2018	305035	89.95
ATWOODS DISTRIBUTING	9 2018 211-611-321	MAINTENANCE SUPP	6/4/2018	6/11/2018	305035	69.75
ATWOODS DISTRIBUTING	9 2018 211-611-321	MAINTENANCE SUPP	6/5/2018	6/11/2018	306483	173.88
B & B WATER SUPPLY C	9 2018 211-611-330	JANITORIAL SUPPL	6/8/2018	6/11/2018		25.00
B & G AUTO PARTS	9 2018 211-611-321	MAINTENANCE SUPP	6/4/2018	6/11/2018	305037	79.50

B & G AUTO PARTS	9	2018 211-611-321	MAINTENANCE SUPP	6/4/2018	6/11/2018	305037	45.00
B & G AUTO PARTS	9	2018 211-611-321	MAINTENANCE SUPP	6/4/2018	6/11/2018	305037	15.90
B & G AUTO PARTS	9	2018 211-611-321	MAINTENANCE SUPP	6/4/2018	6/11/2018	305037	8.50
B & G AUTO PARTS	9	2018 211-611-321	MAINTENANCE SUPP	6/4/2018	6/11/2018	306462	203.40
B & G AUTO PARTS	9	2018 211-611-321	MAINTENANCE SUPP	6/4/2018	6/11/2018	306462	64.95
B & G AUTO PARTS	9	2018 211-611-321	MAINTENANCE SUPP	6/4/2018	6/11/2018	305037	19.80
B & G AUTO PARTS	9	2018 211-611-321	MAINTENANCE SUPP	6/4/2018	6/11/2018	305037	61.60
B & G AUTO PARTS	9	2018 211-611-321	MAINTENANCE SUPP	6/4/2018	6/11/2018	305037	67.35
B & G AUTO PARTS	9	2018 211-611-321	MAINTENANCE SUPP	6/4/2018	6/11/2018	305037	24.50
B & G AUTO PARTS	9	2018 211-611-321	MAINTENANCE SUPP	6/4/2018	6/11/2018	305037	11.25
B & G AUTO PARTS	9	2018 211-611-321	MAINTENANCE SUPP	6/5/2018	6/11/2018	306514	55.40
B & G AUTO PARTS	9	2018 211-611-321	MAINTENANCE SUPP	6/5/2018	6/11/2018	306514	70.00
B & G AUTO PARTS	9	2018 211-611-321	MAINTENANCE SUPP	6/4/2018	6/11/2018	305039	17.00
B & G AUTO PARTS	9	2018 211-611-445	REPAIRS & MAINT	6/4/2018	6/11/2018	305039	6.00
BIG H TIRE SERVICE	9	2018 211-611-325	TIRES	6/5/2018	6/11/2018	306654	830.40
BIG H TIRE SERVICE	9	2018 211-611-325	TIRES	6/5/2018	6/11/2018	306638	159.35
BIG H TIRE SERVICE	9	2018 211-611-324	BLADES	6/5/2018	6/11/2018	306661	1,540.00
BIG H TIRE SERVICE	9	2018 211-611-321	UNIFORMS	6/5/2018	6/11/2018	306473	34.00
BIG H TIRE SERVICE	9	2018 211-611-426	UNIFORMS	6/5/2018	6/11/2018	305041	11.67
CORSICANA CLEANERS &	9	2018 211-611-445	REPAIRS & MAINT	6/5/2018	6/11/2018	306523	398.38
CORSICANA NAPA AUTO	9	2018 211-611-445	REPAIRS & MAINT	6/5/2018	6/11/2018	306523	270.00
EAGLE AUTO TECHNIQUE	9	2018 211-611-445	REPAIRS & MAINT	6/5/2018	6/11/2018	306523	60.00
EAGLE AUTO TECHNIQUE	9	2018 211-611-445	REPAIRS & MAINT	6/5/2018	6/11/2018	306570	2,470.95
EAGLE AUTO TECHNIQUE	9	2018 211-611-445	REPAIRS & MAINT	6/5/2018	6/11/2018	306570	474.00
EAGLE AUTO TECHNIQUE	9	2018 211-611-445	REPAIRS & MAINT	6/5/2018	6/11/2018	306416	227.75
EAGLE AUTO TECHNIQUE	9	2018 211-611-322	SIGN SUPPLIES	6/6/2018	6/11/2018	306416	23.54
ECONO SIGNS LLC	9	2018 211-611-322	SIGN SUPPLIES	6/6/2018	6/11/2018	306416	23.54
ENNIS AUTO SALVAGE	9	2018 211-611-321	MAINTENANCE SUPP	6/5/2018	6/11/2018	306548	60.00
GILFILLAN HARDWARE	9	2018 211-611-321	MAINTENANCE SUPP	6/5/2018	6/11/2018	305043	35.77
GILFILLAN HARDWARE	9	2018 211-611-321	MAINTENANCE SUPP	6/5/2018	6/11/2018	305043	26.47
GILFILLAN HARDWARE	9	2018 211-611-321	MAINTENANCE SUPP	6/5/2018	6/11/2018	305043	18.59
GILFILLAN HARDWARE	9	2018 211-611-321	MAINTENANCE SUPP	6/5/2018	6/11/2018	305043	68.78
GILFILLAN HARDWARE	9	2018 211-611-321	MAINTENANCE SUPP	6/5/2018	6/11/2018	305043	23.28
GILFILLAN HARDWARE	9	2018 211-611-321	MAINTENANCE SUPP	6/5/2018	6/11/2018	305043	8.29

897

GILFILLAN HARDWARE	9	2018 211-611-321	MAINTENANCE SUPP	6/5/2018	6/11/2018	305043	21.98
GILFILLAN HARDWARE	9	2018 211-611-321	MAINTENANCE SUPP	6/5/2018	6/11/2018	305043	13.19
GILFILLAN HARDWARE	9	2018 211-611-322	SIGN SUPPLIES	6/5/2018	6/11/2018	305043	25.50
HOLT CAT	9	2018 211-611-321	MAINTENANCE SUPP	6/5/2018	6/11/2018	306472	11.80
HOLT CAT	9	2018 211-611-445	REPAIRS & MAINT	6/6/2018	6/11/2018	306606	1,238.48
HOLT CAT	9	2018 211-611-445	REPAIRS & MAINT	6/6/2018	6/11/2018	306606	1,152.00
HUFFMAN COMMUNICATIO	9	2018 211-611-450	MAINT CONTRACT	6/5/2018	6/11/2018		41.13
JOHNSON OIL COMPANY	9	2018 211-611-370	GAS & OIL	6/6/2018	6/11/2018	306626	500.20
JOHNSON OIL COMPANY	9	2018 211-611-370	GAS & OIL	6/6/2018	6/11/2018	306626	5,102.00
K & S TIRE TOWING &	9	2018 211-611-453	HAULING	6/5/2018	6/11/2018	306471	1,000.00
K & S TIRE TOWING &	9	2018 211-611-445	REPAIRS & MAINT	6/6/2018	6/11/2018	306589	650.00
NAVARRO COUNTY ELECT	9	2018 211-611-430	UTILITIES	6/5/2018	6/11/2018		89.44
PHILLIPS TIRE	9	2018 211-611-445	REPAIRS & MAINT	6/5/2018	6/11/2018	306643	65.00
PHILLIPS TIRE	9	2018 211-611-445	REPAIRS & MAINT	6/5/2018	6/11/2018	306542	65.00
PHILLIPS TIRE	9	2018 211-611-325	TIRES	6/5/2018	6/11/2018	306521	1,060.00
PROSPERITY BANK #107	9	2018 211-611-573	CAPITAL LEASE PR	6/6/2018	6/11/2018		3,419.76
PROSPERITY BANK #107	9	2018 211-611-574	CAPITAL LEASE IN	6/6/2018	6/11/2018		165.58
PROSPERITY BANK #107	9	2018 211-611-573	CAPITAL LEASE PR	6/6/2018	6/11/2018		2,243.82
PROSPERITY BANK #107	9	2018 211-611-574	CAPITAL LEASE IN	6/6/2018	6/11/2018		110.50
REPUBLIC SERVICES #0	9	2018 211-611-430	UTILITIES	6/5/2018	6/11/2018		170.77
TOMMY MONTGOMERY SAN	9	2018 211-611-453	HAULING	6/5/2018	6/11/2018	305080	7,359.07
TRIPLE A BLADE & STE	9	2018 211-611-446	REPAIRS & MAINT	6/6/2018	6/11/2018	306619	5,885.00
TRUCK PARTS & SERVIC	9	2018 211-611-445	REPAIRS & MAINT	6/5/2018	6/11/2018	305057	60.60
TRUCK PARTS & SERVIC	9	2018 211-611-445	REPAIRS & MAINT	6/5/2018	6/11/2018	305057	10.00
TRUCK PARTS & SERVIC	9	2018 211-611-321	MAINTENANCE SUPP	6/5/2018	6/11/2018	305057	25.28
UNITED AG & TURF	9	2018 211-611-321	MAINTENANCE SUPP	6/5/2018	6/11/2018	306612	84.35
UNITED AG & TURF	9	2018 211-611-321	MAINTENANCE SUPP	6/5/2018	6/11/2018	306612	6.00
UNITED AG & TURF	9	2018 211-611-321	MAINTENANCE SUPP	6/5/2018	6/11/2018	306612	113.75
UNITED AG & TURF	9	2018 211-611-321	MAINTENANCE SUPP	6/5/2018	6/11/2018	306612	(84.34)
UNITED AG & TURF	9	2018 211-611-324	BLADES	6/5/2018	6/11/2018	306491	31.84
UNITED AG & TURF	9	2018 211-611-324	BLADES	6/5/2018	6/11/2018	306491	143.52
UNITED AG & TURF	9	2018 211-611-321	MAINTENANCE SUPP	6/5/2018	6/11/2018	306547	188.06
WELCH STATE BANK	9	2018 211-611-573	CAPITAL LEASE PR	6/6/2018	6/11/2018		58.28
WELCH STATE BANK	9	2018 211-611-574	CAPITAL LEASE IN	6/6/2018	6/11/2018		2,267.50

06/08/2018 09:43:04

ROAD & BRIDGE #2

41,475.41

898

VENDOR NAME	PP ACCOUNT #	ACCOUNT NAME	VP DATE	DATE TBP	PO NO	AMOUNT
ARROW-MAGNOLIA INTER	9 2018 212-612-321	MAINTENANCE SUPP	6/5/2018	6/11/2018		100.00
ARROW-MAGNOLIA INTER	9 2018 212-612-321	MAINTENANCE SUPP	6/5/2018	6/11/2018		24.37
ATWOODS DISTRIBUTING	9 2018 212-612-321	MAINTENANCE SUPP	6/4/2018	6/11/2018	305082	71.88
B & G AUTO PARTS	9 2018 212-612-321	MAINTENANCE SUPP	6/4/2018	6/11/2018	305083	18.00
B & G AUTO PARTS	9 2018 212-612-321	MAINTENANCE SUPP	6/4/2018	6/11/2018	305083	5.95
B & G AUTO PARTS	9 2018 212-612-321	MAINTENANCE SUPP	6/4/2018	6/11/2018	305083	21.60
B & G AUTO PARTS	9 2018 212-612-321	MAINTENANCE SUPP	6/4/2018	6/11/2018	305083	90.00
B & G AUTO PARTS	9 2018 212-612-321	MAINTENANCE SUPP	6/4/2018	6/11/2018	305083	89.70
B & G AUTO PARTS	9 2018 212-612-321	MAINTENANCE SUPP	6/6/2018	6/11/2018	305083	5.00
CITY OF KERENS	9 2018 212-612-430	UTILITIES	6/5/2018	6/11/2018		86.97
FASTENAL - TXMAS	9 2018 212-612-321	MAINTENANCE SUPP	6/5/2018	6/11/2018	305086	26.76
FOOD RITE INC	9 2018 212-612-495	MISCELLANEOUS	6/5/2018	6/11/2018	305087	57.72
GILFILLAN HARDWARE	9 2018 212-612-321	MAINTENANCE SUPP	6/5/2018	6/11/2018	305088	59.37
HUFFMAN COMMUNICATIO	9 2018 212-612-450	MAINT CONTRACT	6/5/2018	6/11/2018		41.12
IJS COMPANY	9 2018 212-612-330	JANITORIAL SUPPL	6/5/2018	6/11/2018	305089	25.54
IJS COMPANY	9 2018 212-612-330	JANITORIAL SUPPL	6/5/2018	6/11/2018	305089	63.37
JOHNSON OIL COMPANY	9 2018 212-612-370	GAS & OIL	6/5/2018	6/11/2018	306660	750.30
JOHNSON OIL COMPANY	9 2018 212-612-370	GAS & OIL	6/5/2018	6/11/2018	306660	3,755.25
KERENS GRAIN & ELEVA	9 2018 212-612-335	YARD MAINTENANCE	6/5/2018	6/11/2018		45.65
MARTIN MARIETTA MATE	9 2018 212-612-376	ROAD MATERIAL	6/5/2018	6/11/2018	305101	3,685.00
MARTIN MARIETTA MATE	9 2018 212-612-376	ROAD MATERIAL	6/5/2018	6/11/2018	305101	2,192.59
MARTIN MARIETTA MATE	9 2018 212-612-376	ROAD MATERIAL	6/5/2018	6/11/2018	305101	496.65
MCCOY'S BUILDING SUP	9 2018 212-612-495	MISCELLANEOUS	6/5/2018	6/11/2018	305091	22.43
O'REILLY AUTOMOTIVE	9 2018 212-612-321	MAINTENANCE SUPP	6/5/2018	6/11/2018	306584	10.00
O'REILLY AUTOMOTIVE	9 2018 212-612-321	MAINTENANCE SUPP	6/5/2018	6/11/2018	306584	29.74
O'REILLY AUTOMOTIVE	9 2018 212-612-321	MAINTENANCE SUPP	6/5/2018	6/11/2018	306584	37.74
O'REILLY AUTOMOTIVE	9 2018 212-612-321	MAINTENANCE SUPP	6/5/2018	6/11/2018	306617	1.30

899

O'REILLY AUTOMOTIVE	9	2018 212-612-321	MAINTENANCE SUPP	6/5/2018	6/11/2018	306617	163.57
O'REILLY AUTOMOTIVE	9	2018 212-612-321	MAINTENANCE SUPP	6/5/2018	6/11/2018	306617	(10.00)
O'REILLY AUTOMOTIVE	9	2018 212-612-321	MAINTENANCE SUPP	6/5/2018	6/11/2018	306617	26.84
O'REILLY AUTOMOTIVE	9	2018 212-612-321	MAINTENANCE SUPP	6/5/2018	6/11/2018	306617	10.00
PHILLIPS TIRE	9	2018 212-612-445	REPAIRS & MAINT	6/5/2018	6/11/2018	305094	60.00
ROMCO EQUIPMENT CO	9	2018 212-612-324	BLADES	6/5/2018	6/11/2018	306611	2,121.00
SMALL ENGINE SALES &	9	2018 212-612-321	MAINTENANCE SUPP	6/5/2018	6/11/2018	305095	44.93
TRUCK PARTS & SERVIC	9	2018 212-612-321	MAINTENANCE SUPP	6/5/2018	6/11/2018	305097	44.81
TRUCK PARTS & SERVIC	9	2018 212-612-321	MAINTENANCE SUPP	6/5/2018	6/11/2018	305097	77.50
UNITED AG & TURF	9	2018 212-612-321	MAINTENANCE SUPP	6/6/2018	6/11/2018	306678	61.26
UNITED AG & TURF	9	2018 212-612-321	MAINTENANCE SUPP	6/6/2018	6/11/2018	306678	43.52
WELCH STATE BANK	9	2018 212-612-573	CAPITAL LEASE PR	6/6/2018	6/11/2018		2,202.77
WELCH STATE BANK	9	2018 212-612-574	CAPITAL LEASE IN	6/6/2018	6/11/2018		197.78

06/08/2018 09:43:04 ROAD & BRIDGE #3 16,857.98

VENDOR NAME	PP	ACCOUNT #	ACCOUNT NAME	VP DATE	DATE TBP	PO NO	AMOUNT
ATWOODS DISTRIBUTING	9	2018 213-613-321	MAINTENANCE SUPP	6/5/2018	6/11/2018	306592	71.96
ATWOODS DISTRIBUTING	9	2018 213-613-321	MAINTENANCE SUPP	6/5/2018	6/11/2018	306592	7.99
ATWOODS DISTRIBUTING	9	2018 213-613-321	MAINTENANCE SUPP	6/5/2018	6/11/2018	306592	47.60
CITY OF DAWSON	9	2018 213-613-430	UTILITIES	6/5/2018	6/11/2018		146.75
CORSICANA NAPA AUTO	9	2018 213-613-321	MAINTENANCE SUPP	6/5/2018	6/11/2018	305117	29.99
CORSICANA NAPA AUTO	9	2018 213-613-321	MAINTENANCE SUPP	6/5/2018	6/11/2018	305117	17.82
CORSICANA NAPA AUTO	9	2018 213-613-321	MAINTENANCE SUPP	6/5/2018	6/11/2018	306613	35.20
CORSICANA NAPA AUTO	9	2018 213-613-321	MAINTENANCE SUPP	6/5/2018	6/11/2018	306613	66.52
CORSICANA NAPA AUTO	9	2018 213-613-321	MAINTENANCE SUPP	6/5/2018	6/11/2018	306613	74.25
CORSICANA NAPA AUTO	9	2018 213-613-321	MAINTENANCE SUPP	6/5/2018	6/11/2018	306613	47.51
CORSICANA NAPA AUTO	9	2018 213-613-321	MAINTENANCE SUPP	6/5/2018	6/11/2018	306613	29.56
CORSICANA NAPA AUTO	9	2018 213-613-321	MAINTENANCE SUPP	6/5/2018	6/11/2018	306613	17.22
CORSICANA NAPA AUTO	9	2018 213-613-321	MAINTENANCE SUPP	6/5/2018	6/11/2018	306613	4.04
CORSICANA NAPA AUTO	9	2018 213-613-321	MAINTENANCE SUPP	6/5/2018	6/11/2018	306613	17.80

CORSICANA NAPA AUTO	9	2018 213-613-321	MAINTENANCE SUPP	6/5/2018	6/11/2018	306613	5.96
HUFFMAN COMMUNICATIO	9	2018 213-613-450	MAINT CONTRACT	6/5/2018	6/11/2018		41.12
JARVIS-PARIS-MURPHY	9	2018 213-613-321	MAINTENANCE SUPP	6/5/2018	6/11/2018		4.64
KEITH'S ACE HARDWARE	9	2018 213-613-330	JANITORIAL SUPPL	6/5/2018	6/11/2018	305123	3.59
KEITH'S ACE HARDWARE	9	2018 213-613-321	MAINTENANCE SUPP	6/5/2018	6/11/2018	305123	13.57
KNIFE RIVER CORPORA	9	2018 213-613-376	ROAD MATERIAL	6/5/2018	6/11/2018	305131	1,405.31
KNIFE RIVER CORPORA	9	2018 213-613-376	ROAD MATERIAL	6/5/2018	6/11/2018	305131	813.47
MARTIN MARIETTA MATE	9	2018 213-613-376	ROAD MATERIAL	6/5/2018	6/11/2018	306540	319.50
MILLS AUTO SUPPLY	9	2018 213-613-321	MAINTENANCE SUPP	6/5/2018	6/11/2018	306582	14.36
MILLS AUTO SUPPLY	9	2018 213-613-321	MAINTENANCE SUPP	6/5/2018	6/11/2018	306582	5.98
MILLS AUTO SUPPLY	9	2018 213-613-321	MAINTENANCE SUPP	6/5/2018	6/11/2018	306582	6.99
NORTHEAST TEXAS WATE	9	2018 213-613-430	UTILITIES	6/5/2018	6/11/2018		45.95
O'REILLY AUTOMOTIVE	9	2018 213-613-321	MAINTENANCE SUPP	6/5/2018	6/11/2018	306584	159.58
RDO EQUIPMENT COMPAN	9	2018 213-613-321	MAINTENANCE SUPP	6/5/2018	6/11/2018	306637	419.75
T BAR D TRUCKING	9	2018 213-613-453	HAULING	6/5/2018	6/11/2018	305174	4,298.48
T BAR D TRUCKING	9	2018 213-613-453	HAULING	6/5/2018	6/11/2018	305174	1,727.61
WINDSTREAM	9	2018 213-613-435	TELEPHONE	6/5/2018	6/11/2018		111.41

06/08/2018 09:43:04 ROAD & BRIDGE #4 10,011.48

VENDOR NAME	PP	ACCOUNT #	ACCOUNT NAME	VP DATE	DATE TBP	PO NO	AMOUNT
ATWOODS DISTRIBUTING	9	2018 214-614-321	MAINTENANCE SUPP	6/5/2018	6/11/2018	305144	19.98
BIG H TIRE SERVICE	9	2018 214-614-325	TIRES	6/5/2018	6/11/2018	306576	702.78
BIG H TIRE SERVICE	9	2018 214-614-445	REPAIRS & MAINT	6/5/2018	6/11/2018	306576	25.00
BIG H TIRE SERVICE	9	2018 214-614-445	REPAIRS & MAINT	6/5/2018	6/11/2018	306576	100.00
BIG H TIRE SERVICE	9	2018 214-614-445	REPAIRS & MAINT	6/5/2018	6/11/2018	306576	10.00
CITY OF BLOOMING GRO	9	2018 214-614-430	UTILITIES	6/6/2018	6/11/2018		210.80
CORSICANA CLEANERS &	9	2018 214-614-426	UNIFORMS	6/5/2018	6/11/2018	306652	80.00
HUFFMAN COMMUNICATIO	9	2018 214-614-450	MAINT CONTRACT	6/5/2018	6/11/2018		41.13
JOHNSON OIL COMPANY	9	2018 214-614-370	GAS & OIL	6/5/2018	6/11/2018	306651	1,251.75
JOHNSON OIL COMPANY	9	2018 214-614-370	GAS & OIL	6/5/2018	6/11/2018	306651	(1,251.75)

901

JOHNSON OIL COMPANY	9	2018 214-614-370	GAS & OIL	6/5/2018	6/11/2018	306651	1,236.75
JOHNSON OIL COMPANY	9	2018 214-614-370	GAS & OIL	6/5/2018	6/11/2018	306651	1,251.75
JOHNSON OIL COMPANY	9	2018 214-614-370	GAS & OIL	6/5/2018	6/11/2018	306651	(1,251.75)
JOHNSON OIL COMPANY	9	2018 214-614-370	GAS & OIL	6/5/2018	6/11/2018	306651	1,236.75
KIRBY SMITH MACHINER	9	2018 214-614-445	REPAIRS & MAINT	6/5/2018	6/11/2018		504.40
KIRBY SMITH MACHINER	9	2018 214-614-445	REPAIRS & MAINT	6/5/2018	6/11/2018		50.00
PROSPERITY BANK #107	9	2018 214-614-573	CAPITAL LEASE PR	6/6/2018	6/11/2018		4,010.75
PROSPERITY BANK #107	9	2018 214-614-574	CAPITAL LEASE IN	6/6/2018	6/11/2018		50.22
PROSPERITY BANK #107	9	2018 214-614-573	CAPITAL LEASE PR	6/6/2018	6/11/2018		3,832.09
PROSPERITY BANK #107	9	2018 214-614-574	CAPITAL LEASE IN	6/6/2018	6/11/2018		605.79
PURVIS INDUSTRIES LT	9	2018 214-614-321	MAINTENANCE SUPP	6/5/2018	6/11/2018	306553	116.80
T BAR D TRUCKING	9	2018 214-614-453	HAULING	6/5/2018	6/11/2018	305175	2,696.49
T BAR D TRUCKING	9	2018 214-614-453	HAULING	6/5/2018	6/11/2018	305175	2,037.82

06/08/2018 09:43:04 JUSTICE COURT T ECHNOLOGY 17,567.55

AT&T SERVICES INC.	9	2018 232-455-435	TELEPHONE	6/4/2018	6/11/2018		206.05
XEROX CORP - TXMAS	9	2018 232-458-310	OFFICE SUPPLIES	6/5/2018	6/11/2018		156.73
XEROX CORP - TXMAS	9	2018 232-455-310	OFFICE SUPPLIES	6/5/2018	6/11/2018		14.98
XEROX CORP - TXMAS	9	2018 232-455-440	COPIER RENTAL	6/5/2018	6/11/2018		110.12
XEROX CORP - TXMAS	9	2018 232-455-310	OFFICE SUPPLIES	6/5/2018	6/11/2018		0.67
XEROX CORP - TXMAS	9	2018 232-455-440	COPIER RENTAL	6/5/2018	6/11/2018		110.12
XEROX CORP - TXMAS	9	2018 232-458-440	COPIER RENTAL	6/5/2018	6/11/2018		49.31
XEROX CORP - TXMAS	9	2018 232-458-310	OFFICE SUPPLIES	6/5/2018	6/11/2018		34.67

06/08/2018 09:43:04 CC ARCHIVE FUND 682.65

VENDOR NAME PP ACCOUNT # ACCOUNT NAME VP DATE DATE TBP PO NO AMOUNT

902

CONDUENT GOVERNMENT 9 2018 235-403-420 DOCUMENT PRESERV 6/5/2018 6/11/2018 4,325.00

06/08/2018 09:43:04 FUND 320 - HIDTA 4,325.00

VENDOR NAME	PP ACCOUNT #	ACCOUNT NAME	VP DATE	DATE TBP	PO NO	AMOUNT
AMARILLO POLICE DEPA	6 2018 320-533-120	OVERTIME	6/5/2018	6/11/2018		49.02
ATMOS ENERGY	6 2018 320-516-418	FACILITIES	6/5/2018	6/11/2018		45.06
CELLEBRITE USA CORP	6 2018 320-519-310	SUPPLIES	6/5/2018	6/11/2018	306433	2,995.00
CELLEBRITE USA CORP	6 2018 320-519-411	SERVICES	6/5/2018	6/11/2018	306433	1,099.00
CELLEBRITE USA CORP	6 2018 320-519-411	SERVICES	6/5/2018	6/11/2018	306433	4,500.00
DANNIE PATRICK CAUBL	6 2018 320-520-411	SERVICES	6/5/2018	6/11/2018		2,629.31
DISTRICT ATTORNEY 47	6 2018 320-533-120	OVERTIME	6/5/2018	6/11/2018		227.88
DISTRICT 18 DISTRICT	6 2018 320-534-120	OVERTIME	6/5/2018	6/11/2018		1,669.83
DISTRICT 18 DISTRICT	6 2018 320-534-120	OVERTIME	6/5/2018	6/11/2018		1,204.47
FEDEX - TXMAS	6 2018 320-516-411	SERVICES	6/1/2018	6/11/2018		241.83
FEDEX - TXMAS	6 2018 320-516-411	SERVICES	6/4/2018	6/11/2018		52.55
FORT WORTH POLICE DE	6 2018 320-525-120	OVERTIME	6/5/2018	6/11/2018		2,640.71
GEXA ENERGY - HOUSTO	6 2018 320-516-418	FACILITIES	6/5/2018	6/11/2018		2,532.69
IRVING POLICE DEPT	6 2018 320-526-120	OVERTIME	6/1/2018	6/11/2018		2,587.53
LEXIS NEXIS RISK DAT	6 2018 320-517-411	SERVICES	6/6/2018	6/11/2018		1,950.00
LEXIS NEXIS RISK DAT	6 2018 320-517-411	SERVICES	6/6/2018	6/11/2018		1,950.00
MYCHRON TOM LLC	6 2018 320-537-412	SERVICES	6/5/2018	6/11/2018		3,232.09
OFFICE DEPOT INC-TXM	6 2018 320-521-310	SUPPLIES	6/1/2018	6/11/2018	306512	33.22
OFFICE DEPOT INC-TXM	6 2018 320-521-310	SUPPLIES	6/1/2018	6/11/2018	306512	193.58
OFFICE DEPOT INC-TXM	6 2018 320-521-310	SUPPLIES	6/1/2018	6/11/2018	306526	1.13
OFFICE DEPOT INC-TXM	6 2018 320-534-310	SUPPLIES	6/1/2018	6/11/2018	306526	24.17
OKLAHOMA BUREAU OF N	6 2018 320-534-120	OVERTIME	6/5/2018	6/11/2018		677.07
OMNI PROFESSIONAL SE	6 2018 320-516-412	CONTRACT SERVICE	6/5/2018	6/11/2018		4,057.21
POTTER COUNTY SHERIF	6 2018 320-533-120	OVERTIME	6/5/2018	6/11/2018		1,181.64
REGIONAL ORGANIZED C	6 2018 320-517-411	SERVICES	6/5/2018	6/11/2018		300.00

903

REPUBLIC SERVICES #7	6	2018 320-516-418	FACILITIES	6/1/2018	6/11/2018		262.61
RUTH ASTON	6	2018 320-531-412	SERVICES	6/5/2018	6/11/2018		3,006.67
SAUL MINEROFF ELECTR	6	2018 320-521-310	SUPPLIES	6/5/2018	6/11/2018	306609	1,790.00
SUDDENLINK	6	2018 320-521-411	SERVICES	6/5/2018	6/11/2018		372.84
SUMPTER SERVICES LLC	6	2018 320-515-412	CONTRACT SERVICE	6/5/2018	6/11/2018		8,350.97
XEROX CORP - TXMAS	6	2018 320-516-411	SERVICES	6/5/2018	6/11/2018		216.55

50,074.63

GRAND TOTAL

377,390.06



904

6

May 31, 2018

Terri Gillen
Navarro County Auditor
300 W 3rd Ave Ste 4
Corsicana, TX 75110

Re: Navarro County – Liability Renewal Questionnaire

Thank you for participating in TAC Risk Management Pool's Liability Programs. As we prepare your October 2018 renewal, there are a few questions we need you to answer so that we can provide you the most comprehensive and cost effective Liability coverage possible. To ensure that we have up-to-date information, please fill out each page completely and make any changes directly to the document. You can also provide supplemental sheets as necessary. Please note that omitted information may result in an exclusion from coverage.

The Interlocal Participation Agreement, Section 4. Annual Contribution, 4.01 requires that the member timely submit to the Pool documentation necessary for the Pool to properly underwrite the renewal.

Some of the new Liability Coverage enhancements that we are presenting this year are:

- **Cyber Coverage:** Increased the main limit from \$1,000,000 to \$2,000,000 and renamed to Privacy and Security Liability and Expense coverage.
- **General Liability:** Incorporated coverage for law enforcement watercraft into the main coverage document.
- **Public Official and Law Enforcement Liability:** Expanded coverage for malicious or criminal act or omission. Also incorporated punitive damages into the main limit of liability.

Please complete the Liability Renewal Questionnaire and return it and any supplemental documents within 30 days. If you need help completing the Liability Renewal Questionnaire, please contact me at 800-456-5974, by fax at 512-478-1426, or email me at sabrinae@county.org.

905



We value your continued participation in the TAC Risk Management Pool and look forward to another successful year! Please do not hesitate to contact me if you would like to discuss your coverage options.

Sincerely,

A handwritten signature in cursive script that reads "Sabrina Peña".

Sabrina Pena

Member Service Representative

(512) 478-8753 • (800) 456-5974 • (512) 478-0519 FAX • www.county.org • 1210 San Antonio, Austin, TX 78701 • P.O. Box 2131, Austin, TX 78768-2131

Gene Terry, Executive Director

406 6



TEXAS ASSOCIATION of COUNTIES RISK MANAGEMENT POOL

Liability Renewal Questionnaire

Member: Navarro County

Coverage Period: October 1, 2018 through October 1, 2019

Thank you for participating in the TAC Risk Management Pool's Liability program. As we prepare your renewal, there are a few questions we need you to answer so that we can provide you the most comprehensive and cost effective coverage possible. Pursuant to the Interlocal Participation Agreement, Section 4. Annual Contribution, 4.01 requires that the member timely submit to the Pool documentation necessary for the Pool to properly underwrite the renewal. To ensure that we have up-to-date information, please fill out each page completely and make any changes directly to this document. You can also provide supplemental sheets as necessary. **NOTE: Omitted information may result in an exclusion from coverage.**

The following coverage is eligible for renewal:

- Public Officials Liability

We value your membership in the TAC Risk Management Pool and look forward to another successful year! If you have any questions or need help completing the Renewal Questionnaire, please contact your Member Services Representative Sabrina Pena at 800-456-5974 or sabrinae@county.org.

Pool Coordinator

Our records indicate that the Member has designated the individual below as the Pool Coordinator for this coverage. In accordance with the terms of the Interlocal Participation Agreement, the Pool Coordinator has express authority to represent and to bind the Member, and the Pool will not be required to contact any other individual regarding matters arising from or related to this Agreement. If the Member wishes to change or update the Pool Coordinator information, please make the necessary changes below.

Pool Coordinator: Terri Gillen

Email: tgillen@navarrocounty.org

Phone Number: (903) 654-3095

Fax Number: (903) 654-3097

Address: 300 W 3rd Ave Ste 4

City, State, Zip: Corsicana TX, 75110

Liability Renewal Questions

1. Please update the total number of Navarro County employees, including elected officials.

	Total	Airport	Hospital	
Full Time Employees:	311			Full Time = 35 or more hours per week
Part Time Employees:	20			Part Time = Less than 35 hours per week
Volunteers:				Volunteer = Actively serving

908

Public Officials Liability

Current Public Officials Liability Deductible: \$5,000

To make changes to your current Public Officials coverage, please complete the section below:

Coverage	Currently Included	Add to Coverage	Reject from Coverage	Current Limit	Change Limit	Limit Options
Public Officials Liability	<input checked="" type="checkbox"/>			\$2,000,000	<input type="checkbox"/>	<input type="checkbox"/> \$2,000,000 <input type="checkbox"/> \$3,000,000
District Attorney	<input checked="" type="checkbox"/>		<input type="checkbox"/> Reject			
District Judge	<input checked="" type="checkbox"/>		<input type="checkbox"/> Reject			
Back Wages - Optional Increased Limits <small>(included coverage limit is \$50,000/\$100,000)</small>		<input type="checkbox"/> Add			<input type="checkbox"/>	<input type="checkbox"/> \$50,000/\$100,000 <input type="checkbox"/> \$100,000/\$250,000 <input type="checkbox"/> \$250,000/\$500,000 <input type="checkbox"/> \$500,000/\$1,000,000 <input type="checkbox"/> \$1,000,000/\$1,000,000

Unreported Claims

Are you, or any officer or employee, aware of, or have knowledge of any circumstance, occurrence, fact or event which is likely to be a basis of a claim, either now or in the future? Yes No

If yes, please describe:

Texas Workforce Claim


Has the situation been reported to TAC Claims Department? Yes No

Acknowledgement and Acceptance

Navarro County (Member) acknowledges that the information submitted in this questionnaire and Auto Schedule is true and accurate, including all known potential claims. The information submitted may be used by the Pool in processing the renewal and in assessing the coverage needs of Member. The questions posed, or any wording of the questionnaire, should not and may not be relied upon by Member as implying that coverage exists for any particular claim or class of claims. The only coverage provided by the Pool to Member is as described in the applicable Coverage Document, including any endorsements and the Contribution and Coverage Declaration, issued to a covered Member.

Member acknowledges and agrees that vehicles not listed on the attached vehicle schedule, and/or additionally identified by Member as an update to the attached vehicle schedule, will not be provided coverage during the Coverage Period.


If Member makes no changes, the Pool will assume Member is requesting renewal for the same Liability Coverage as in the previous applicable Coverage Period. Member understands that any failure to fully and accurately answer the questionnaire and any attached schedules may result in denial of coverage provided by the Pool. Coverage issued for Public Officials Liability and Law Enforcement Liability will apply on a Claims Made Basis.



Signature of County Judge or presiding official of the Political Subdivision

6-11-18

Date

Executive Office of the President Office of National Drug Control Policy		AWARD Grant	Page 1 of 1
1. Recipient Name and Address Judge H. M. Davenport Navarro County 300 W 3rd Avenue Suite 10 Corsicana, TX 75110-3015		4. Award Number: G18NT0001A	
		5. Grant Period: From 01/01/2018 to 12/31/2019	
2. Total Amount of the Federal Funds Obligated: \$2,575,710	6. Federal Award Date: 5/29/2018	7. Action Initial <input checked="" type="checkbox"/> Supplemental	
2A. Budget Approved by the Federal Awarding Agency \$2,575,710	8. Supplement Number 1		
3. CFDA Name and Number: <i>High Intensity Drug Trafficking Areas Program - 95.001</i>	9. Previous Award Amount:		\$901,499.00
3A. Project Description <i>High Intensity Drug Trafficking Areas (HIDTA) Program</i>	10. Amount of Federal Funds Obligated by this Action: \$1,674,211.00		
	11. Total Amount of Federal Award: \$2,575,710.00		
12. The above grant is approved subject to such conditions or limitation as are set forth in the original Grant. Consistent with P.L. 115-141 / H.R. 1625, Consolidated Appropriations Act, 2018, this Grant Award document provides additional funding in the amount indicated in Block 10. This amount, together with the amount equivalent to 35% of the fiscal year 2017 funding level previously made available, as indicated in Block 9, represent the total FY 2018 budget and spending ceiling for this grant, as indicated in Block 11.			
13. Statutory Authority for Grant: Public Law:115-141			
AGENCY APPROVAL		RECIPIENT ACCEPTANCE	
14. Typed Name and Title of Approving Official Michael K. Gottlieb Associate Director Office of National Drug Control Policy		15. Typed Name and Title of Authorized Official H. M. Davenport Navarro County	
16. Signature of Approving ONDCP Official <i>Michael K. Gottlieb</i>		17. Signature of Authorized Recipient/Date 	
AGENCY USE ONLY			
18. Accounting Classification Code DUNS: 071371363 EIN: 1756001092A1		19. HIDTA AWARD OND1070DB1819XX OND6113 OND2000000000 OC 410001	

4/1

NAVARRO COUNTY OFFICE OF PLANNING & DEVELOPMENT

Stanley Young – Director



Osha Joles – Addressing Manager
Scott Wiley – Environmental Services

www.co.navarro.tx.

PLANNING AND ZONING COMMISSION MINUTES

April 5th, 2018

5:00 P.M.

Item #1. The roll was called and the attendance was as follows:

Chairman Jacobson – present	Vice Chairman Schoppert – present
John Smith - present	Mike Frankos – present
Carroll Sigman – absent	Bryan Roach - absent
Vicki Farmer – present	Jeff Smith - absent
Clay Jackson – absent	Kenneth Guard – absent
Kit Herrington - present	Caleb Jackson – absent
Julie Humphries – absent	Phil Seely - present

Item #2 on the agenda was consideration of approving the minutes of the March 1st, 2018 Planning and Zoning meeting.

Motion to approve by Commissioner Vicki Farmer, second by Commissioner John Smith, all voted aye.

Item #3 on the agenda was consideration of approving a re-plat of The Shores, Phase 1, combining lots 227 & 228 for Travis and Kelly Fullwood.

Motion to approve by Commissioner John Smith, second by Commissioner Stuart Schoppert, all voted aye.

Item #4 on the agenda was consideration of approving a Specific Use Permit for a Dwelling of Nonconventional Construction for James Grigar, located at 524 SE CR 3150 Corsicana, Texas 75109.

Motion to approve by Commissioner Phil Seely, second by Commissioner Kit Herrington, all voted aye.

Item #5 on the agenda was the Chairman’s report.

Chairman Jacobson had no report, however he did sponsor the report of Vice-Chairman Schoppert concerning the deer hunting safety issue at the Dead Oak Whitetail deer breeding facility located at 3815 se CR2360 Streetman, Texas 75859.

Vice Chairman Schoppert reported that after meeting with Game Warden Jimmy Wooley of the Texas Parks and Wildlife Department, Karen Morris with the Navarro County Tax Appraisal District and on March 28th, 2018 personally conducting an investigation of the deer breeding facility for public safety concerns, found no cause to form a review committee and suggested that the investigation be closed with no further action taken. The Planning and Zoning Commission was in unanimous agreement.

Adjourn.



May 29, 2018

4/2 11
RECEIVED

JUN 01 2018

NAVARRO COUNTY
AUDITOR'S OFFICE

Judge H. M. Davenport
Navarro County
300 W 3rd Avenue, Suite 10
Corsicana, TX 75110-3015

Dear Judge Davenport:

Grant number G18NT0001A has been increased and now totals \$2,575,710.00.

The original of Modification 1 is enclosed. If you accept this Modification, sign the Modification and return a copy to the Assistance Center in Miami. Keep the original Modification for your file.

All terms and conditions of the original award apply to the Modification. If you have any questions pertaining to this grant award, please contact Jayme Delano at (202) 395-6794.

Sincerely,

Michael K. Gottlieb

Michael K. Gottlieb
Associate Director

Enclosures

913

Executive Office of the President Office of National Drug Control Policy		AWARD Grant	Page 1 of 1
1. Recipient Name and Address Judge H. M. Davenport Navarro County 300 W 3rd Avenue Suite 10 Corsicana, TX 75110-3015		4. Award Number: G18NT0001A	
		5. Grant Period: From 01/01/2018 to 12/31/2019	
2. Total Amount of the Federal Funds Obligated: \$2,575,710	6. Federal Award Date: 5/29/2018	7. Action Initial <input checked="" type="checkbox"/> Supplemental	
2A. Budget Approved by the Federal Awarding Agency \$2,575,710	8. Supplement Number 1		
3. CFDA Name and Number: <i>High Intensity Drug Trafficking Areas Program - 95.001</i>	9. Previous Award Amount: \$901,499.00		
3A. Project Description <i>High Intensity Drug Trafficking Areas (HIDTA) Program</i>	10. Amount of Federal Funds Obligated by this Action: \$1,674,211.00		
	11. Total Amount of Federal Award: \$2,575,710.00		
12. The above grant is approved subject to such conditions or limitation as are set forth in the original Grant. Consistent with P.L. 115-141 / H.R. 1625, Consolidated Appropriations Act, 2018, this Grant Award document provides additional funding in the amount indicated in Block 10. This amount, together with the amount equivalent to 35% of the fiscal year 2017 funding level previously made available, as indicated in Block 9, represent the total FY 2018 budget and spending ceiling for this grant, as indicated in Block 11.			
13. Statutory Authority for Grant: Public Law:115-141			
AGENCY APPROVAL		RECIPIENT ACCEPTANCE	
14. Typed Name and Title of Approving Official Michael K. Gottlieb Associate Director Office of National Drug Control Policy		15. Typed Name and Title of Authorized Official H. M. Davenport Navarro County	
16. Signature of Approving ONDCP Official <i>Michael K. Gottlieb</i>		17. Signature of Authorized Recipient/Date	
AGENCY USE ONLY			
18. Accounting Classification Code DUNS: 071371363 EIN: 1756001092A1		19. HIDTA AWARD OND1070DB1819XX OND6113 OND2000000000 OC 410001	

Initiative Cash by HIDTA

FY 2018

Current Budget (net of reprogrammed funds)

HIDTA	Agency Name	Initiative	Cash	Type	Grant
Texoma	Navarro County	ATF Crime Gun Intelligence Center	5,500.00	Intelligence	G18NT0001A
		ATF Tulsa Violent Crime Initiative	1,000.00	Investigation	G18NT0001A
		Commercial Smuggling Initiative	62,500.00	Investigation	G18NT0001A
		East Texas Violent Crimes Initiative	115,826.00	Investigation	G18NT0001A
		Eastern Drug Initiative	113,500.00	Investigation	G18NT0001A
		Eastern Oklahoma Violent Crimes Task Force	5,000.00	Investigation	G18NT0001A
		Financial Crimes Investigative Unit	7,200.00	Investigation	G18NT0001A
		Green Twister Task Force	20,000.00	Investigation	G18NT0001A
		Joint East Texas Fugitive Task Force	5,000.00	Investigation	G18NT0001A
		Management and Coordination	488,616.00	Administration	G18NT0001A
		McAlester Drug Initiative	31,500.00	Investigation	G18NT0001A
		North Texas Fugitive Task Force	5,000.00	Investigation	G18NT0001A
		North Texas SAR	1,000.00	Investigation	G18NT0001A
		Northern Drug Initiative	37,500.00	Investigation	G18NT0001A
		Operations Support Center	578,825.00	Operations Support	G18NT0001A

914

Initiative Cash by HIDTA

HIDTA Agency Name
Texoma Navarro County

Initiative	Cash	Type	Grant
Regional Intelligence Support Center	608,706.00	Intelligence	G18NT0001A
Southern Drug Initiative	87,300.00	Investigation	G18NT0001A
Texas Panhandle Drug Initiative	136,335.00	Investigation	G18NT0001A
Training	46,680.00	Operations Support	G18NT0001A
Tulsa Regional Drug Task Force	72,122.00	Investigation	G18NT0001A
Violent Crime Initiative	30,000.00	Investigation	G18NT0001A
Western Drug Initiative	116,600.00	Investigation	G18NT0001A
Agency Total : Navarro County	2,575,710.00		

Total

2,575,710.00

9/5

9/16

Budget Detail

2018 - Texoma

Initiative - ATF Crime Gun Intelligence Center

Intelligence

Award Recipient - Navarro County (G18NT0001A)

Resource Recipient - Navarro County Sheriff's Office

Indirect Cost: 0.0%

Current Budget (net of reprogrammed funds) **\$2,575,710.00**

Services	Quantity	Amount
-----------------	-----------------	---------------

Software - maintenance		\$5,000.00
------------------------	--	------------

Total Services		\$5,000.00
-----------------------	--	-------------------

Supplies	Quantity	Amount
-----------------	-----------------	---------------

Office		\$500.00
--------	--	----------

Total Supplies		\$500.00
-----------------------	--	-----------------

Total Budget		\$5,500.00
---------------------	--	-------------------

911

Budget Detail

2018 - Texoma

Initiative - ATF Tulsa Violent Crime Initiative

Investigation

Award Recipient - Navarro County (G18NT0001A)

Resource Recipient - Navarro County Sheriff's Office

Indirect Cost: 0.0%

Current Budget (net of reprogrammed funds)		\$2,575,710.00
Travel	Quantity	Amount
Investigative/Operational	1	\$1,000.00
Total Travel		\$1,000.00
Total Budget		\$1,000.00

918

Budget Detail

2018 - Texoma

Initiative - Commercial Smuggling Initiative

Investigation

Award Recipient - Navarro County (G18NT0001A)

Resource Recipient - Navarro County Sheriff's Office

Indirect Cost: 0.0%

Current Budget (net of reprogrammed funds)

\$2,575,710.00

Overtime	Quantity	Amount
Investigative - Law Enforcement Officer	5	\$52,500.00
Total Overtime		\$52,500.00
Services	Quantity	Amount
Communications - mobile phones & pagers		\$6,000.00
Total Services		\$6,000.00
Supplies	Quantity	Amount
Office		\$4,000.00
Total Supplies		\$4,000.00
Total Budget		\$62,500.00

Budget Detail

2018 - Texoma

Initiative - East Texas Violent Crimes Initiative

Investigation

Award Recipient - Navarro County (G18NT0001A)

Resource Recipient - Navarro County Sheriff's Office

Indirect Cost: 0.0%

Current Budget (net of reprogrammed funds)		\$2,575,710.00
Personnel	Quantity	Amount
Analyst - Intelligence	1	\$61,305.00
Total Personnel		\$61,305.00
Fringe	Quantity	Amount
Analyst - Intelligence	1	\$25,421.00
Total Fringe		\$25,421.00
Overtime	Quantity	Amount
Investigative - Law Enforcement Officer		\$5,000.00
Total Overtime		\$5,000.00
Services	Quantity	Amount
Communications - data lines		\$4,100.00
Communications - mobile phones & pagers		\$11,000.00
Software - maintenance		\$6,000.00
Total Services		\$21,100.00
Supplies	Quantity	Amount
Investigative/Operational		\$500.00
Office		\$2,500.00
Total Supplies		\$3,000.00
Total Budget		\$115,826.00

920

Budget Detail

2018 - Texoma

Initiative - Eastern Drug Initiative

Investigation

Award Recipient - Navarro County (G18NT0001A)

Resource Recipient - Navarro County Sheriff's Office

Indirect Cost: 0.0%

Current Budget (net of reprogrammed funds)		\$2,575,710.00
Overtime	Quantity	Amount
Investigative - Law Enforcement Officer	9	\$94,500.00
Total Overtime		\$94,500.00
Services	Quantity	Amount
Communications - data lines		\$3,000.00
Communications - mobile phones & pagers		\$8,000.00
Investigative services		\$4,000.00
Total Services		\$15,000.00
Supplies	Quantity	Amount
Office		\$4,000.00
Total Supplies		\$4,000.00
Total Budget		\$113,500.00

921

Budget Detail

2018 - Texoma

Initiative - Eastern Oklahoma Violent Crimes Task Force

Investigation

Award Recipient - Navarro County (G18NT0001A)

Resource Recipient - Navarro County Sheriff's Office

Indirect Cost: 0.0%

Current Budget (net of reprogrammed funds) \$2,575,710.00

Travel	Quantity	Amount
Investigative/Operational	1	\$5,000.00
Total Travel		\$5,000.00
Total Budget		\$5,000.00

922

Budget Detail

2018 - Texoma

Initiative - Financial Crimes Investigative Unit

Investigation

Award Recipient - Navarro County (G18NT0001A)

Resource Recipient - Navarro County Sheriff's Office

Indirect Cost: 0.0%

Current Budget (net of reprogrammed funds)

\$2,575,710.00

Services	Quantity	Amount
Communications - mobile phones & pagers		\$7,200.00
Total Services		\$7,200.00
Total Budget		\$7,200.00

923

Budget Detail

2018 - Texoma

Initiative - Green Twister Task Force

Investigation

Award Recipient - Navarro County (G18NT0001A)

Resource Recipient - Navarro County Sheriff's Office

Indirect Cost: 0.0%

Current Budget (net of reprogrammed funds)

\$2,575,710.00

Overtime	Quantity	Amount
Investigative - Law Enforcement Officer	7	\$20,000.00
Total Overtime		\$20,000.00
Total Budget		\$20,000.00

924

Budget Detail

2018 - Texoma

Initiative - Joint East Texas Fugitive Task Force

Investigation

Award Recipient - Navarro County (G18NT0001A)

Resource Recipient - Navarro County Sheriff's Office

Indirect Cost: 0.0%

<i>Current Budget (net of reprogrammed funds)</i>		\$2,575,710.00
Travel	Quantity	Amount
Investigative/Operational	1	\$5,000.00
Total Travel		\$5,000.00
Total Budget		\$5,000.00

Budget Detail

2018 - Texoma

Initiative - Management and Coordination

Administration

Award Recipient - Navarro County (G18NT0001A)

Resource Recipient - Navarro County Sheriff's Office

Indirect Cost: 0.0%

Current Budget (net of reprogrammed funds)

\$2,575,710.00

Personnel	Quantity	Amount
Administrative Staff	1	\$86,287.00
Financial Manager	1	\$121,258.00
Total Personnel		\$207,545.00
Fringe	Quantity	Amount
Administrative staff	1	\$30,977.00
Financial Manager	1	\$37,367.00
Total Fringe		\$68,344.00
Travel	Quantity	Amount
Administrative		\$7,000.00
Total Travel		\$7,000.00
Services	Quantity	Amount
Communications - data lines		\$1,000.00
Communications - mobile phones & pagers		\$2,000.00
Contractor - Director	1	\$191,027.00
Director, Executive Board, and HIDTA staff		\$3,300.00
Insurance Liability		
Vehicle allowance	1	\$8,400.00
Total Services		\$205,727.00
Total Budget		\$488,616.00

Budget Detail

2018 - Texoma

Initiative - McAlester Drug Initiative

Investigation

Award Recipient - Navarro County (G18NT0001A)

Resource Recipient - Navarro County Sheriff's Office

Indirect Cost: 0.0%

Current Budget (net of reprogrammed funds)

\$2,575,710.00

Overtime	Quantity	Amount
Investigative - Law Enforcement Officer	3	\$31,500.00
Total Overtime		\$31,500.00
Total Budget		\$31,500.00

929

Budget Detail

2018 - Texoma

Initiative - North Texas Fugitive Task Force

Investigation

Award Recipient - Navarro County (G18NT0001A)

Resource Recipient - Navarro County Sheriff's Office

Indirect Cost: 0.0%

Current Budget (net of reprogrammed funds)

\$2,575,710.00

Travel	Quantity	Amount
Investigative/Operational	1	\$5,000.00
Total Travel		\$5,000.00
Total Budget		\$5,000.00

928

Budget Detail

2018 - Texoma

Initiative - North Texas SAR

Investigation

Award Recipient - Navarro County (G18NT0001A)

Resource Recipient - Navarro County Sheriff's Office

Indirect Cost: 0.0%

<i>Current Budget (net of reprogrammed funds)</i>		\$2,575,710.00
Supplies	Quantity	Amount
Office		\$1,000.00
Total Supplies		\$1,000.00
Total Budget		\$1,000.00

421

Budget Detail

2018 - Texoma

Initiative - Northern Drug Initiative

Investigation

Award Recipient - Navarro County (G18NT0001A)

Resource Recipient - Navarro County Sheriff's Office

Indirect Cost: 0.0%

Current Budget (net of reprogrammed funds)		\$2,575,710.00
Overtime	Quantity	Amount
Investigative - Law Enforcement Officer	2	\$21,000.00
Total Overtime		\$21,000.00
Services	Quantity	Amount
Communications - mobile phones & pagers		\$10,000.00
Total Services		\$10,000.00
Supplies	Quantity	Amount
Office		\$4,000.00
Technical investigative equipment		\$2,500.00
Total Supplies		\$6,500.00
Total Budget		\$37,500.00

Budget Detail

2018 - Texoma

Initiative - Operations Support Center

Operations
Support

Award Recipient - Navarro County (G18NT0001A)

Resource Recipient - Navarro County Sheriff's Office

Indirect Cost: 0.0%

Current Budget (net of reprogrammed funds)

\$2,575,710.00

Personnel	Quantity	Amount
Information Technology Manager	1	\$103,107.00
Total Personnel		\$103,107.00
Fringe	Quantity	Amount
Information Technology Manager	1	\$30,918.00
Total Fringe		\$30,918.00
Facilities	Quantity	Amount
Lease		\$120,848.00
Support		\$48,060.00
Utilities		\$36,000.00
Total Facilities		\$204,908.00
Services	Quantity	Amount
Communications - data lines		\$9,400.00
Communications - office phones		\$9,600.00
Contractor - Information Technology staff	1	\$97,790.00
Equipment rentals		\$3,480.00
Service contracts		\$6,872.00
Shipping & postage		\$4,800.00
Software - maintenance		\$20,000.00
Subscriptions - publications		\$450.00
Total Services		\$152,392.00
Supplies	Quantity	Amount
Computers - desktop, laptop & notebook		\$8,000.00
Computers - peripherals & printers		\$1,000.00
Office		\$6,000.00
Software - licenses		\$2,500.00
Total Supplies		\$17,500.00

931

Budget Detail

2018 - Texoma

Initiative - Operations Support Center

Operations
Support

Award Recipient - Navarro County (G18NT0001A)

Resource Recipient - Navarro County Sheriff's Office

Indirect Cost: 0.0%

Current Budget (net of reprogrammed funds) **\$2,575,710.00**

Other	Quantity	Amount
Administrative costs		\$70,000.00
Total Other		\$70,000.00
Total Budget		\$578,825.00

Budget Detail

2018 - Texoma

Initiative - Regional Intelligence Support Center

Intelligence

Award Recipient - Navarro County (G18NT0001A)

Resource Recipient - Navarro County Sheriff's Office

Indirect Cost: 0.0%

Current Budget (net of reprogrammed funds)

\$2,575,710.00

Personnel	Quantity	Amount
Administrative Staff	1	\$49,083.00
Analyst - Intelligence	8	\$353,561.00
Total Personnel		\$402,644.00
Fringe	Quantity	Amount
Administrative staff	1	\$23,933.00
Analyst - Intelligence	7	\$137,929.00
Total Fringe		\$161,862.00
Travel	Quantity	Amount
Investigative/Operational		\$1,500.00
Total Travel		\$1,500.00
Services	Quantity	Amount
Communications - data lines		\$4,000.00
Service contracts		\$3,000.00
Software - maintenance		\$9,900.00
Subscriptions - database		\$20,800.00
Total Services		\$37,700.00
Supplies	Quantity	Amount
Office		\$5,000.00
Total Supplies		\$5,000.00
Total Budget		\$608,706.00

433

Budget Detail

2018 - Texoma

Initiative - Southern Drug Initiative

Investigation

Award Recipient - Navarro County (G18NT0001A)

Resource Recipient - Navarro County Sheriff's Office

Indirect Cost: 0.0%

Current Budget (net of reprogrammed funds) \$2,575,710.00

Overtime **Quantity** **Amount**

Investigative - Law Enforcement Officer 7 \$73,500.00

Total Overtime \$73,500.00

Services **Quantity** **Amount**

Communications - data lines \$1,100.00

Communications - mobile phones & pagers \$5,200.00

Equipment rentals \$2,500.00

Total Services \$8,800.00

Supplies **Quantity** **Amount**

Computers - peripherals & printers \$2,000.00

Office \$3,000.00

Total Supplies \$5,000.00

Total Budget \$87,300.00

Budget Detail

2018 - Texoma

Initiative - Texas Panhandle Drug Initiative

Investigation

Award Recipient - Navarro County (G18NT0001A)

Resource Recipient - Navarro County Sheriff's Office

Indirect Cost: 0.0%

Current Budget (net of reprogrammed funds)			\$2,575,710.00
Personnel	Quantity		Amount
Analyst - Intelligence	1		\$47,170.00
Total Personnel			\$47,170.00
Fringe	Quantity		Amount
Analyst - Intelligence	1		\$20,280.00
Total Fringe			\$20,280.00
Overtime	Quantity		Amount
Investigative - Law Enforcement Officer	7		\$60,000.00
Total Overtime			\$60,000.00
Services	Quantity		Amount
Software - maintenance			\$3,000.00
Total Services			\$3,000.00
Supplies	Quantity		Amount
Computers - desktop, laptop & notebook			\$1,200.00
Investigative/Operational			\$2,685.00
Office			\$2,000.00
Total Supplies			\$5,885.00
Total Budget			\$136,335.00

035

Budget Detail

2018 - Texoma

Initiative - Training

Operations
Support

Award Recipient - Navarro County (G18NT0001A)

Resource Recipient - Navarro County Sheriff's Office

Indirect Cost: 0.0%

Current Budget (net of reprogrammed funds)		\$2,575,710.00
Travel	Quantity	Amount
Training		\$15,000.00
Total Travel		\$15,000.00
Services	Quantity	Amount
Contractor - Training Coordinator	1	\$31,680.00
Total Services		\$31,680.00
Total Budget		\$46,680.00

934

Budget Detail

2018 - Texoma

Initiative - Tulsa Regional Drug Task Force

Investigation

Award Recipient - Navarro County (G18NT0001A)

Resource Recipient - Navarro County Sheriff's Office

Indirect Cost: 0.0%

<i>Current Budget (net of reprogrammed funds)</i>		\$2,575,710.00
Services	Quantity	Amount
Contractor - Analyst - Program	1	\$72,122.00
Total Services		\$72,122.00
Total Budget		\$72,122.00

Budget Detail

2018 - Texoma

Initiative - Violent Crime Initiative

Investigation

Award Recipient - Navarro County (G18NT0001A)

Resource Recipient - Navarro County Sheriff's Office

Indirect Cost: 0.0%

Current Budget (net of reprogrammed funds)			\$2,575,710.00
Overtime	Quantity		Amount
Investigative - Law Enforcement Officer			\$21,000.00
Total Overtime			\$21,000.00
Services	Quantity		Amount
Communications - mobile phones & pagers			\$3,500.00
Software - maintenance			\$2,000.00
Total Services			\$5,500.00
Supplies	Quantity		Amount
Office			\$3,500.00
Total Supplies			\$3,500.00
Total Budget			\$30,000.00

438

Budget Detail

2018 - Texoma

Initiative - Western Drug Initiative

Investigation

Award Recipient - Navarro County (G18NT0001A)

Resource Recipient - Navarro County Sheriff's Office

Indirect Cost: 0.0%

Current Budget (net of reprogrammed funds)		\$2,575,710.00
Overtime	Quantity	Amount
Investigative - Law Enforcement Officer	9	\$94,500.00
Total Overtime		\$94,500.00
Services	Quantity	Amount
Communications - data lines		\$4,200.00
Communications - mobile phones & pagers		\$9,900.00
Investigative services		\$2,000.00
Total Services		\$16,100.00
Supplies	Quantity	Amount
Investigative/Operational		\$1,000.00
Office		\$5,000.00
Total Supplies		\$6,000.00
Total Budget		\$116,600.00

NAVARRO COUNTY EMERGENCY SERVICES DISTRICT #1

BASIC FINANCIAL STATEMENTS

For the Fiscal Year Ended September 30, 2017

(With Independent Auditor's Report Thereon)

**NAVARRO EMERGENCY SERVICES DISTRICT #1
FINANCIAL STATEMENTS
TABLE OF CONTENTS**

**Page
Number**

FINANCIAL SECTION:

Independent Auditor's Report	<i>i</i>
Management's Discussion and Analysis (unaudited)	<i>ii</i>
Basic Financial Statements:	
Government-Wide Financial Statements:	
Statement of Net Position	1
Statement of Activities	2
Fund Financial Statements:	
Balance Sheet – Governmental Funds	3
Statement of Revenues, Expenditures, and Changes in Fund Balances – Governmental Funds	4
Reconciliation of the Statement of Revenues, Expenditures, and Changes in Fund Balances of Governmental Funds to the Statement of Activities	5
Notes to Financial Statements	6

Evelyn R. Pareya
Certified Public Accountant
209 E. Oak St., P. O. Box 431
West, Texas 76691-0431
(254) 826-3271

INDEPENDENT AUDITOR'S REPORT

To the Board of Commissioners
Navarro County Emergency Services District #1
Powell, Texas

I have audited the accompanying financial statements of the governmental activities of the Navarro County Emergency Services District #1, as of and for the fiscal year ended September 30, 2017, which comprise the District's basic financial statements as listed in the table of contents, and the related notes to the financial statements.

Management's Responsibility for the Financial Statements

Management is responsible for the preparation and fair presentation of these financial statements in accordance with accounting principles generally accepted in the United States of America; this includes the design, implementation, and maintenance of internal control relevant to the preparation and fair presentation of financial statements that are free from material misstatement, whether due to fraud or error.

Auditor's Responsibility

My responsibility is to express an opinion on these financial statements based on my audit. I conducted my audit in accordance with auditing standards generally accepted in the United States of America. Those standards require that I plan and perform the audit to obtain reasonable assurance about whether the financial statements are free of material misstatement.

An audit involves performing procedures to obtain audit evidence about the amounts and disclosures in the financial statements. The procedures selected depend on the auditor's judgment, including the assessment of the risks of material misstatement of the financial statements, whether due to fraud or error. In making those risk assessments, the auditor considers internal control relevant to the entity's preparation and fair presentation of the financial statements in order to design audit procedures that are appropriate in the circumstances, but not for the purpose of expressing an opinion on the effectiveness of the entity's internal control. Accordingly, I express no such opinion. An audit also includes evaluating the appropriateness of accounting policies used and the reasonableness of significant accounting estimates made by management, as well as evaluating the overall presentation of the financial statements.

I believe that the audit evidence I have obtained is sufficient and appropriate to provide a basis for my audit opinion.

Opinion

In my opinion, the financial statements referred to above present fairly, in all material respects, the respective financial position of the governmental activities of the Navarro County Emergency Services District #1, as of September 30, 2017, and the respective changes in financial position for the year then ended in accordance with accounting principles generally accepted in the United States of America.

Other-Matters

Accounting principles generally accepted in the United States of America require that the management's discussion and analysis on pages *ii* through *iv* be presented to supplement the basic financial statements. Such information, although not a part of the basic financial statements, is required by the Governmental Accounting Standards Board, who considers it to be an essential part of financial reporting for placing the basic financial statements in an appropriate operational, economic, or historical context. I have applied certain limited procedures to the required supplementary information in accordance with auditing standards generally accepted in the United States of America, which consisted of inquiries of management about the methods of preparing the information and comparing the information for consistency with management's responses to our inquiries, the basic financial statements, and other knowledge I obtained during my audit of the basic financial statements. I do not express an opinion or provide any assurance on the information because the limited procedures do not provide me with sufficient evidence to express an opinion or provide any assurance.

Evelyn R. Pareya

May 2, 2018

Management's Discussion and Analysis

Navarro County Emergency Services District #1

As management of the Navarro County Emergency Services District #1, we offer readers of the District's financial statements this narrative overview and analysis of the financial activities of the Navarro County Emergency Services District #1 for the fiscal year ended September 30, 2017. The District was created as a result of an election held November 6, 2007. The first meeting of the Board of Commissioners was held January 6, 2008.

Financial Highlights

- The assets of the Navarro County Emergency Services District #1 exceeded its liabilities at the close of the most recent fiscal period by \$ 279,517.13 (net position). Of this amount, \$ 84,095.91 may be used to meet the District's ongoing obligations to citizens and creditors.
- The District's total net position during the year increased by \$ 20,100.91. ✓
- At the close of the current fiscal period, the District had short-term debt outstanding in the amount of \$ 64,683.05.

Overview of the Financial Statements

This discussion and analysis are intended to service as an introduction to the Navarro County Emergency Services District #1's basic financial statements. The District's basic financial statements comprise three components: (1) government-wide financial statements, (2) fund financial statements, and (3) notes to the financial statements.

Government-wide financial statements. The *government-wide financial statements* are designed to provide readers with a broad overview of the Navarro County Emergency Services District #1's finances, in a manner similar to a private-sector business.

The *statement of net position* presents information on all of the District's assets and liabilities, with the difference between the two reported as *net position*. Over time, increases or decreases in net position may serve as a useful indicator of whether the financial position of the District is improving or deteriorating.

The *statement of activities* presents information showing how the government's net position changed during the most recent fiscal period. All changes in net position are reported as soon as the underlying event giving rise to the change occurs, *regardless of the timing of related cash flows*.

The governmental activities of the District reported in the government-wide financial statements include general government activities. The government-wide financial statements can be found on pages 1 and 2 of this report.

Fund Financial Statements. A fund is a grouping of related accounts that is used to maintain control over resources that have been segregated for specific activities or objectives. The Navarro County Emergency Services District #1, like other state and local governments, uses fund accounting to ensure and demonstrate compliance with finance-related legal requirements. The Navarro County Emergency Services District #1 has only a General Fund, which is a governmental fund.

Governmental funds: *Governmental funds* are used to account for essentially the same functions reported as *governmental activities* in the government-wide financial statements. However, unlike the government-wide financial statements, governmental fund financial statements focus on *near-term inflows and outflows of spendable resources*, as well as on *balances of spendable resource* available at the end of the fiscal year. Such information may be useful in evaluating a government's near-term financial requirements.

Because the focus of governmental funds is narrower than that of the government-wide financial statements, it is useful to compare the information presented for *governmental funds* with similar information presented for *governmental activities* in the government-wide financial statements. By doing so, readers may better understand the long-term impact of the government's near-term financing decisions. Both the governmental fund balance sheet and the governmental fund statement of revenues, expenditures, and changes in fund balances provide a reconciliation to facilitate this comparison between *governmental funds* and *governmental activities*. The basic governmental fund financial statements can be found on pages 1 and 2 of this report.

The Navarro Emergency Services District #1 maintains one governmental fund, the General Fund. It is not required by state statutes to adopt a budget. However, the District annually prepares and approves a budget that is used as a management tool.

Notes to the financial statements. The notes provide additional information that is essential to a full understanding of the data provided in the government-wide and fund financial statements. The notes to the financial statements can be found on pages 6-8 of this report.

Overview of the District's Financial Position and Operations

As noted earlier, net position may serve over time as a useful indicator of a government's financial position. In the case of the Navarro County Emergency Services District #1, assets exceeded liabilities by \$ 279,517.13 at the close of the most recent fiscal year. The District's overall financial position and operations for the past two years is summarized as follows based on the information included in the government-wide financial statements.

Navarro County Emergency Service District #1's Net Position
September 30, 2017 & 2016

	Governmental Activities		Totals	
	2017	2016	2017	2016
Assets:				
Cash & cash equivalents	\$ 84,819.79	\$ 66,902.24	\$ 84,819.79	\$ 66,902.24
Accounts Receivable	18,734.91	20,487.70	18,734.91	20,487.70
Capital Assets	245,020.24	298,063.24	245,020.24	298,063.24
Total Assets	348,574.94	385,453.18	348,574.94	385,453.18
Liabilities:				
Accounts Payable	4,374.76	1,353.91	4,374.76	1,353.91
Note Payable Due Within One Year	64,683.05	124,683.05	64,683.05	124,683.05
Total Liabilities	69,057.81	126,036.96	69,057.81	126,036.96
Net Position:				
Invested in capital assets, net of related debts	180,337.19	173,380.19	180,337.19	173,380.19
Restricted	15,084.03	10,901.22	15,084.03	10,901.22
Unassigned	84,095.91	75,134.81	84,095.91	75,134.81
Total Net Position	\$ 279,517.13	\$ 259,416.22	\$ 279,517.13	\$ 259,416.22

Navarro County Emergency Service District #1 Changes in Net Position
For the Fiscal Years Ended September 30, 2017 and 2016

	Governmental Activities		Total	
	2017	2016	2017	2016
General Revenues:				
Property taxes & related revenues	\$ 153,832.28	\$ 158,963.70	\$ 153,832.28	\$ 158,963.70
Investment revenues	178.12	152.68	178.12	152.68
Total Revenues	154,010.40	159,116.38	154,010.40	159,116.38
Expenses:				
Administration	28,586.47	17,779.10	28,586.47	17,779.10
Emergency Service Support	46,237.40	48,599.24	46,237.40	48,599.24
Depreciation Expense	53,043.00	46,226.00	53,043.00	46,226.00
Interest Expense	6,042.62	5,716.97	6,042.62	5,716.97
Total Expenses	133,909.49	118,321.31	133,909.49	118,321.31
Increase (Decrease) in net position	20,100.91	40,795.07	20,100.91	40,795.07
Net position, beginning of year	259,416.22	218,621.15	259,416.22	218,621.15
Total Net Position, End of Year	\$ 279,517.13	\$ 259,416.22	\$ 279,517.13	\$ 259,416.22

The District's net position increased by \$ 20,100.91 during the current fiscal year.

Requests for Information

This financial report is designed to provide a general overview of the Navarro County Emergency Services District #1's financial condition and financial activities for all those with an interest in the District's financial activity. Questions concerning any of the information provided in this report or requests for additional financial information should be addressed to the District at P. O. Box 2, Powell, Texas 75153.

Navarro County Emergency Services District #1
Statement of Net Position
September 30, 2017

Assets	<u>Governmental Activities</u>	<u>Total</u>
Cash & Cash Equivalents	\$ 84,819.79	\$ 84,819.79
Taxes Receivable	18,734.91	18,734.91
Capital Assets (net of accumulated depreciation):		
Emergency Service Equipment	245,020.24	245,020.24
Total assets	<u>348,574.94</u>	<u>348,574.94</u>
Liabilities		
Accounts Payable	4,216.90	4,216.90
Accrued Interest Payable	157.86	157.86
Note Payable Due Within One Year	64,683.05	64,683.05
Total liabilities	<u>69,057.81</u>	<u>69,057.81</u>
Net Position		
Invested in capital assets, net of related debt	180,337.19	180,337.19
Restricted	15,084.03	15,084.03
Unrestricted	84,095.91	84,095.91
Total Net Position	<u>\$ 279,517.13</u>	<u>\$ 279,517.13</u>

See accompanying notes to the financial statements.

Navarro Emergency Services District #1
Statement of Activities
Year Ended September 30, 2017

<u>Functions/Programs</u>	<u>Expenses</u>	<u>Program Revenues</u>		<u>Net (Expense) Revenue and</u>
		<u>Charges for</u>	<u>Operating</u>	<u>Changes in Net Position</u>
		<u>Services</u>	<u>Grants and</u>	<u>Governmental</u>
			<u>Contributions</u>	<u>Activities</u>
Primary government:				
Governmental activities:				
Emergency Service Support	\$ (46,237.40)	\$	\$ 7,300.00	\$ (38,937.40)
General Government	(81,629.47)			(81,629.47)
Interest Expense	(6,042.62)			(6,042.62)
Total governmental activities	<u>(133,909.49)</u>	<u>-</u>	<u>7,300.00</u>	<u>(126,609.49)</u>
General revenues:				
Ad Valorem Taxes				143,185.98
Penalty & Interest				3,346.30
Unrestricted investment earnings				<u>178.12</u>
Total General Revenues				<u>146,710.40</u>
Change in net position				20,100.91
Net position - beginning				<u>259,416.22</u>
Net position - ending				\$ <u>279,517.13</u>

See accompanying notes to the financial statements.

947

Navarro Emergency Services District #1
Balance Sheet
Governmental Funds
September 30, 2017

<u>Assets</u>	<u>General Fund</u>	<u>Total Governmental Funds</u>
Cash and cash equivalents	\$ 84,819.79	\$ 84,819.79
Receivables, net	<u>18,734.91</u>	<u>18,734.91</u>
Total assets	<u>103,554.70</u>	<u>103,554.70</u>

Liabilities and Fund Balances

Liabilities:

Accounts Payable	4,216.90	4,216.90
Accrued Interest Payable	157.86	157.86
Note Payable Due Within One Year	<u>64,683.05</u>	<u>64,683.05</u>
Total liabilities	<u>69,057.81</u>	<u>69,057.81</u>

Deferred Inflows of Resources

Unavailable revenue:

Property Taxes	<u>18,734.91</u>	<u>18,734.91</u>
Total deferred inflows of resources	<u>18,734.91</u>	<u>18,734.91</u>

Fund Balances

Fund balances:

Restricted	15,084.03	15,084.03
Unassigned	<u>677.95</u>	<u>677.95</u>
Total fund balances	<u>15,761.98</u>	<u>15,761.98</u>

**Total liabilities, deferred inflows of resources,
and fund balances**

\$ 103,554.70

Amounts reported for governmental activities in the statement of net position are different because:

Capital assets used in governmental activities are not financial resources and, therefore, are not reported in the funds.	245,020.24
Other long-term assets are not available to pay for current period expenditures and, therefore, are deferred in the funds.	<u>18,734.91</u>

Net Position of Governmental Activities

\$ 279,517.13

See accompanying notes to the financial statements.

948

Navarro Emergency Services District #1
Statement of Revenues, Expenditures & Changes in Fund Balance
Governmental Funds
Year Ended September 30, 2017

	<u>General Fund</u>	<u>Total Governmental Funds</u>
Revenues:		
Ad Valorem Taxes	\$ 144,938.77	\$ 144,938.77
Penalty and Interest	3,346.30	3,346.30
Donations	100.00	100.00
Intergovernmental Support	7,200.00	7,200.00
Interest Earned	178.12	178.12
Total Revenue	<u>155,763.19</u>	<u>155,763.19</u>
Expenditures:		
Current:		
Emergency Service Support:		
Kerens VFD	20,400.00	20,400.00
RC287 VFD	8,415.84	8,415.84
ESD Fire Department	17,421.56	17,421.56
Insurance	12,512.39	12,512.39
Legal Fees	480.00	480.00
Appraisal District Fees	2,333.64	2,333.64
Auditing Fees	2,850.00	2,850.00
Education & Training	4,289.42	4,289.42
Office Expense	597.02	597.02
Tax Collection Expense	1,564.02	1,564.02
Membership Dues	275.00	275.00
Bank Charges	25.00	25.00
Building Lease	500.00	500.00
Building Maintenance	3,159.98	3,159.98
Interest Expense on Current Liability	6,042.62	6,042.62
Total Expenditures	<u>80,866.49</u>	<u>80,866.49</u>
Excess (deficiency) of revenues over (under) expenditures	<u>74,896.70</u>	<u>74,896.70</u>
Net change in fund balance	74,896.70	74,896.70
Fund Balance, Beginning of the year	<u>(59,134.72)</u>	<u>(59,134.72)</u>
Fund Balance, End of the Year	<u>\$ 15,761.98</u>	<u>\$ 15,761.98</u>

See accompanying notes to the financial statements.

Navarro Emergency Services District #1
 Reconciliation of the Statement of Revenues,
 Expenditures, and Changes in Fund Balances of
 Governmental Funds to the Statement of Activities
 Year Ended September 30, 2017

Net Change in fund balances - total governmental funds (Page 4)	\$	74,896.70
<p>Amounts reported for governmental activities in the statement of activities are different because:</p>		
<p>Governmental funds report capital outlays as expenditures. However, in the statement of activities, the cost of those assets is allocated over their estimated useful lives as depreciation expense. This is the amount by which depreciation expense (\$53,043) exceeded asset additions (\$0) for the current period.</p>		(53,043.00)
<p>Property tax revenues in the statement of activities that do not provide current financial resources are not reported as revenues in the funds.</p>		<u>(1,752.79)</u>
Change in net position of governmental activities	\$	<u><u>20,100.91</u></u>

See accompanying notes to the financial statements.

Navarro County Emergency Services District #1
Notes to the Basic Financial Statements
For the Fiscal Year Ended September 30, 2017

I. Reporting Entity and Financial Reporting

The Navarro County Emergency Services District #1 is a political subdivision of the State of Texas, created as a result of a public election held November 6, 2007, under the provisions of Section 48-e of Article III of the Constitution of the State of Texas and Chapter 775 of the Texas Health and Safety Code. The Board of Commissioners held its first meeting on January 6, 2008. An Emergency Services District may support or provide local emergency services, including emergency medical services, emergency ambulance services, rural fire prevention and control services, and other emergency services authorized by the Texas Legislature. The purpose of the Navarro County Emergency Services District #1 is to provide fire prevention and control services for the geographic area included in the Kerens Independent School District. The accompanying financial statements are those of the District, the only entity for which the District is financially accountable.

II. Summary of significant accounting policies

(A) Government-wide and fund financial statements

The government-wide financial statements (i.e. the statement of net position, and the statement of activities) report information on all of the nonfiduciary activities of the primary government. *Governmental activities*, which normally are supported by taxes and intergovernmental revenues, are reported separately from *business-type activities*, which rely to a significant extent on fees and charges for support.

The statement of activities demonstrates the degree to which the direct expenses of a given function or segment is offset by program revenues. *Direct expenses* are those that are clearly identifiable with a specific function or segment. *Program revenues* include 1) charges to customers or applicants who purchase, use, or directly benefit from goods, services, or privileges provided by a given function or segment and 2) grants and contributions that are restricted to meeting the operational or capital requirements of a particular function or segment. Taxes and other items not properly included among program revenues are reported instead as *general revenues*.

Separate financial statements are provided for governmental funds. Major individual governmental funds are reported as separate columns in the fund financial statements.

(B) Measurement focus, basis of accounting and financial statement presentation

The government-wide financial statements are reported using the *economic resources measurement focus* and the *accrual basis of accounting*. Revenues are recorded when earned and expenses are recorded when a liability is incurred, regardless of the timing of related cash flows. Property taxes are recognized as revenues in the year for which they are levied. Grants and similar items are recognized as revenue as soon as all eligibility requirements imposed by the provider have been met.

Governmental fund financial statements are reported using the *current financial resources measurement focus* and the *modified accrual basis of accounting*. Revenues are recognized as soon as they are both measurable and available. Revenues are considered to be *available* when they are collectible within the current period or soon enough thereafter to pay liabilities of the current period. For this purpose, the District considers revenues to be available if they are collected within 60 days of the end of the current fiscal period. Expenditures generally are recorded when a liability is incurred as under accrual accounting.

The District reports the following major governmental funds:

General Fund - The general fund is the District's primary operating fund. It is used to account for all financial resources of the general government except those required to be accounted for in another fund.

Navarro County Emergency Services District #1
Notes to the Basic Financial Statements
For the Fiscal Year Ended September 30, 2017

(C) Assets, liabilities, and net position or equity

(1) Deposits

The District's cash and cash equivalents consist of three demand deposit accounts, one of which is an interest-bearing savings account. The District has a demand deposit account for the purpose of segregating funds received from Navarro County to be used for supplementing fuel costs for fire-fighting equipment.

When both restricted and unrestricted resources are available for use, it is the District's policy to use restricted resources first, then unrestricted resources as they are needed.

(2) Receivables

All receivables are shown net of estimated uncollectible amounts.

(3) Property Taxes

The appraisal of property within the District is the responsibility of the Navarro County Appraisal District. The Emergency Service District's property tax is levied each October 1 on the assessed value listed as of the prior January 1 for all real and business personal property located in the District. The net assessed value upon which the fiscal 2016 levy was based was \$ 286,185,732. Taxes are due by the January 31 following the October 1 levy date. Current tax collections for the year ended September 30, 2017 were 96.5% of the tax levy.

(III) Reconciliation of Government-Wide and Fund Financial Statements

The governmental fund balance sheet includes a reconciliation between fund balance of total governmental funds and net position of governmental activities as reported in the government-wide statement of net position.

The governmental statement of revenues, expenditures, and changes in fund balances includes a reconciliation between net changes in fund balances of total governmental funds and changes in net position of governmental activities as reported in the government-wide statement of activities.

(IV) Stewardship, compliance, and accountability

State statutes do not require that an emergency services district adopt a budget; however, the Navarro County Emergency Services District #1 Board of Commissioners annually prepares and approves a budget to use as a financial management tool.

(V) Detailed Notes on All Funds

A. Deposits

As of September 30, 2017, the District's carrying amount of deposits was \$ 84,819.79; the bank balance was \$84,819.79. All bank balances were entirely covered by federal depository insurance coverage.

B. Receivables

As of year-end, receivables consisted of property taxes receivable in the amount of \$ 18,734.91.

C. Note Payable

On December 16, 2015 the District obtained a short-term note payable from the Powell State Bank in the amount of \$149,683.05, for the purchase of a 2015 Ford F550 Brush Truck. At September 30, 2017 the balance of the short-term note payable is \$ 64,683.05. The interest rate is 4.95% per year.

Navarro County Emergency Services District #1
Notes to the Basic Financial Statements
For the Fiscal Year Ended September 30, 2017

D. Fire Protection Services

The District has agreements with two local volunteer fire departments, Kerens VFD and 287 R/C Fire and Rescue, to provide fire protection and prevention services to the residents of the District. The District also maintains the Emergency Services Fire Department, which is staffed by volunteers. The District receives a monthly subsidy from Navarro County for the purpose of fueling and maintaining the fire fighting vehicles owned by the District.

E. Capital Assets

Capital asset activity for the year ended September 30, 2017 was as follows:

Primary Government	Balance 10/1/2016	Additions	Deletions	Balance 9/30/2017
Governmental Activities:				
Capital Assets, being depreciated:				
Emergency Vehicles	\$ 453,237.05	\$ -	\$ -	\$ 453,237.05
Fire Fighting Equipment	64,764.19	-	-	64,764.19
Total Capital Assets being depreciated	518,001.24	-	-	518,001.24
Less accumulated depreciation for:				
Emergency Vehicles	(213,586.00)	(45,325.00)	-	(258,911.00)
Fire Fighting Equipment	(6,352.00)	(7,718.00)	-	(14,070.00)
Total accumulated depreciation	(219,938.00)	(53,043.00)	-	(272,981.00)
Total Capital Assets Being Depreciated, Net	298,063.24	(53,043.00)	-	245,020.24
Total Governmental Capital Assets	\$ 298,063.24	\$ (53,043.00)	\$ -	\$ 245,020.24

F. Deferred Inflows of Resources

In addition to liabilities, the statement of financial position will sometimes report a separate section for deferred inflow of resources. This separate financial statement element, *deferred inflows of resources*, represents an acquisition of net position that applies to a future period and so will *not* be recognized as an inflow of resources (revenue) until that time. The district has only one type of item, which arises only under a modified accrual basis of accounting, that qualifies for reporting in this category. Accordingly, the item, *unavailable revenue*, is reported only in the governmental funds balance sheet. The governmental funds report unavailable revenue from property taxes. This amount is deferred and recognized as an inflow of resources in the period that the amount becomes available.

#14

900



TEXAS ★ PACE
AUTHORITY

2017 Annual Report



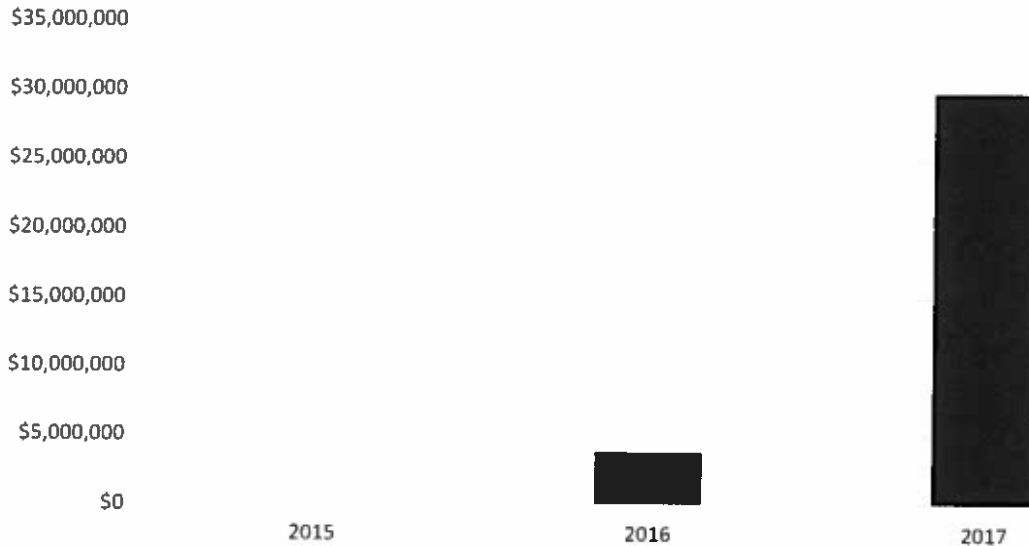
I. EXECUTIVE SUMMARY

This annual report describes the program administration activities for the 2017 commercial and industrial Property Assessed Clean Energy (TX-PACE) programs in Texas. Texas PACE Authority (TPA) submits this report to describe the current state of the commercial and industrial (C&I) PACE market in Texas and to document its performance of the requirements described in its professional services agreements.

Texas PACE Authority continues to build a growing PACE network among capital providers, engineers, architects, contractors, property owners and managers, local lenders, and other stakeholders. As anticipated, the start-up of TX-PACE programs using the uniform, user-friendly, sustainable, and scalable PACE in a Box model requires herculean outreach, education, and patience. The investment in this model created for Texans by Texans is beginning to show economic and environmental benefits for the communities establishing the program.

In 2017, a total of 7 PACE projects were completed for a total investment in Texas of just under \$30 million – a 700% increase over the previous year.

Annual C-PACE Financing in Texas



I, MIKE DOWD, NAVARRO COUNTY TAX ASSESSOR/COLLECTOR, DO HEREBY SWEAR UNDER OATH,
THAT THE ATTACHED REPORT IS A TRUE AND CORRECT REPORT.

TOTAL PAGES INCLUDING COVER SHEET __6__

#15

NAVARRO COUNTY, TEXAS
ADVALOREM TAXES COLLECTED DURING THE MONTH ENDING MAY 31, 2018

DESCRIPTION	TAXES	DISCOUNT	PENALTY & INTEREST	SUBTOTAL	COLLECTION FEE	RENTITION PENALTY CAD%	NET TAXES DUE	MEMO ONLY ATTY FEES	% CURRENT LEVY COLLECTED
NAVARRO CO REVOLVING&CLEARING									
CURRENT	224,608.50	0.00	26,293.89	250,902.39	0.00	35.39	250,867.00	1,452.01	\$19,739,899.77
DELINQUENT	33,580.41	0.00	13,773.87	47,354.28	0.00	0.81	47,353.47	8,454.50	
TOTAL	\$258,188.91	\$0.00	\$40,067.76	\$298,256.67	\$0.00	36.20	\$298,220.47	\$9,906.51	1.14%
NAVARRO COLLEGE									
CURRENT	46,329.42	0.00	5,329.63	51,659.05	0.00	6.88	51,652.17	287.10	\$3,942,804.42
DELINQUENT	6,476.19	0.00	2,658.28	9,134.47	0.00	0.15	9,134.32	1,619.75	
TOTAL	\$52,805.61	\$0.00	\$7,987.91	\$60,793.52	\$0.00	7.03	\$60,786.49	\$1,906.85	1.18%
OLD ROADS									
DELINQUENT	(34.29)	0.00	(70.64)	(104.93)	0.00	0.00	(104.93)	(15.74)	
TOTAL	(\$34.29)	\$0.00	(\$70.64)	-\$104.93	\$0.00	0.00	-\$104.93	(\$15.74)	
CITY OF RICE									
CURRENT	2,621.11	0.00	295.53	2,916.64	0.00	0.00	2,916.64	119.45	\$227,731.95
DELINQUENT	(112.02)	0.00	107.65	(4.37)	0.00	0.00	(4.37)	93.50	
TOTAL	\$2,509.09	\$0.00	\$403.18	\$2,912.27	\$0.00	0.00	\$2,912.27	\$212.95	1.15%
CITY OF KERENS									
CURRENT	3,898.41	(3.01)	473.86	4,375.28	0.00	0.00	4,375.28	38.75	\$303,313.57
DELINQUENT	124.04	0.00	39.82	163.86	0.00	0.00	163.86	32.78	
TOTAL	\$4,022.45	(\$3.01)	\$513.68	\$4,539.14	\$0.00	0.00	\$4,539.14	\$71.53	1.29%
CITY OF CORSICANA									
CURRENT	104,544.61	0.00	12,108.91	116,653.52	0.00	34.01	116,629.51	563.28	\$8,709,458.54
DELINQUENT	10,142.52	0.00	3,825.75	13,968.27	0.00	0.81	13,967.46	2,770.03	
TOTAL	\$114,697.13	\$0.00	\$15,934.66	\$130,631.79	\$0.00	34.82	\$130,596.97	\$3,333.31	1.20%

456

NAVARRO COUNTY, TEXAS
ADVANCEMENT TAXES COLLECTED DURING THE MONTH ENDING MAY 31, 2018

DESCRIPTION	TAXES	DISCOUNT	PENALTY & INTEREST	SUBTOTAL	COLLECTION FEE	RENTION PENALTY CAD%	NET TAXES DUE	MEMO ONLY ATTY FEES	% CURRENT LEVY COLLECTED
CITY OF BARRY									
CURRENT	485.96	0.00	63.17	549.13	0.00	0.00	549.13	0.00	\$21,217.12
DELINQUENT	22.18	0.00	6.21	28.39	0.00	0.00	28.39	5.68	
TOTAL	\$508.14	\$0.00	\$69.38	\$577.52	\$0.00	0.00	\$577.52	\$5.68	2.29%
CITY OF EMBROUSE									
CURRENT	170.14	0.00	13.40	183.54	0.00	0.00	183.54	0.00	\$10,066.66
DELINQUENT	26.11	0.00	7.31	33.42	0.00	0.00	33.42	6.68	
TOTAL	\$196.25	\$0.00	\$20.71	\$216.96	\$0.00	0.00	\$216.96	\$6.68	1.69%
CITY OF RICHLAND									
CURRENT	629.20	0.00	81.16	710.36	0.00	0.00	710.36	5.24	\$19,741.74
DELINQUENT	123.96	0.00	55.78	179.74	0.00	0.00	179.74	35.95	
TOTAL	\$753.16	\$0.00	\$136.94	\$890.10	\$0.00	0.00	\$890.10	\$41.19	3.19%
CITY OF GOODLOW									
CURRENT	86.27	0.00	5.02	91.29	0.00	0.00	91.29	0.00	\$4,265.57
DELINQUENT	96.73	0.00	24.82	121.55	0.00	0.00	121.55	6.76	
TOTAL	\$183.00	\$0.00	\$29.84	\$212.84	\$0.00	0.00	\$212.84	\$6.76	2.02%
CITY OF FROST									
CURRENT	3,301.43	0.00	413.48	3,714.91	0.00	0.00	3,714.91	0.00	\$91,122.91
DELINQUENT	66.11	0.00	12.03	78.14	0.00	0.00	78.14	5.01	
TOTAL	\$3,367.54	\$0.00	\$425.51	\$3,793.05	\$0.00	0.00	\$3,793.05	\$5.01	3.62%
CITY OF DAWSON									
CURRENT	1,403.99	0.00	160.42	1,564.41	0.00	0.00	1,564.41	76.42	\$95,041.29
DELINQUENT	655.72	0.00	219.78	875.50	0.00	0.00	875.50	175.10	
TOTAL	\$2,059.71	\$0.00	\$380.20	\$2,439.91	\$0.00	0.00	\$2,439.91	\$251.52	1.48%

NAVARRO COUNTY, TEXAS
ADVANCEMENT TAXES COLLECTED DURING THE MONTH ENDING MAY 31, 2018

958

DESCRIPTION	TAXES	DISCOUNT	PENALTY & INTEREST	SUBTOTAL	COLLECTION FEE	RENTITION PENALTY CAD%	NET TAXES DUE	MEMO ONLY ATTY FEES	% CURRENT LEVY COLLECTED
CITY OF BLG GROVE									
CURRENT	2,146.10	0.00	259.62	2,405.72	0.00	0.00	2,405.72	1.71	\$117,076.55
DELINQUENT	115.73	0.00	32.36	148.09	0.00	0.00	148.09	29.61	
TOTAL	\$2,261.83	\$0.00	\$291.98	\$2,553.81	\$0.00	0.00	\$2,553.81	\$31.32	1.83%
NAVARRO COUNTY EMERGENCY									
CURRENT	1,354.74	0.00	159.58	1,514.32	46.70	0.00	1,467.62	35.30	\$148,432.99
DELINQUENT	516.80	0.00	183.15	699.95	48.38	0.00	651.57	129.55	
TOTAL	\$1,871.54	\$0.00	\$342.73	\$2,214.27	\$95.08	0.00	\$2,119.19	\$164.85	0.91%
BLOOMING GROVE ISD									
CURRENT	25,197.44	0.00	3,073.69	28,271.13	0.00	0.11	28,271.02	0.00	\$2,120,359.71
DELINQUENT	923.79	0.00	369.31	1,293.10	0.00	0.00	1,293.10	337.74	
TOTAL	\$26,121.23	\$0.00	\$3,443.00	\$29,564.23	\$0.00	0.11	\$29,564.12	\$337.74	1.19%
CORSICANA ISD									
CURRENT	241,259.53	0.00	28,942.81	270,202.34	0.00	74.30	270,128.04	1,329.34	\$21,289,102.94
DELINQUENT	27,927.27	0.00	10,722.98	38,650.25	0.00	1.76	38,648.49	7,836.96	
TOTAL	\$269,186.80	\$0.00	\$39,665.79	\$308,852.59	\$0.00	76.06	\$308,776.53	\$9,166.30	1.13%
DAWSON ISD									
CURRENT	16,085.24	0.00	2,042.53	18,127.77	0.00	0.00	18,127.77	262.35	\$1,926,795.82
DELINQUENT	6,555.78	0.00	2,480.13	9,035.91	0.00	0.00	9,035.91	1,833.03	
TOTAL	\$22,641.02	\$0.00	\$4,522.66	\$27,163.68	\$0.00	0.00	\$27,163.68	\$2,095.38	0.83%
KERENS ISD									
CURRENT	28,660.66	0.00	3,604.86	32,265.52	0.00	0.00	32,265.52	773.99	\$3,717,374.21
DELINQUENT	8,313.69	0.00	3,138.99	11,452.68	0.00	0.00	11,452.68	2,363.91	
TOTAL	\$36,974.35	\$0.00	\$6,743.85	\$43,718.20	\$0.00	0.00	\$43,718.20	\$3,137.90	0.77%

NAVARRO COUNTY, TEXAS
ADVALOREM TAXES COLLECTED DURING THE MONTH ENDING MAY 31, 2018

459

DESCRIPTION	TAXES	DISCOUNT	PENALTY & INTEREST	SUBTOTAL	COLLECTION FEE	RENTITION PENALTY CAD%	NET TAXES DUE	MEMO ONLY ATTY FEES	% CURRENT LEVY COLLECTED
RICE ISD									
CURRENT	33,150.83	0.00	4,100.37	37,251.20	0.00	0.00	37,251.20	392.03	\$2,077,188.65
DELINQUENT	(232.65)	0.00	735.91	503.26	0.00	0.00	503.26	346.32	
TOTAL	\$32,918.18	\$0.00	\$4,836.28	\$37,754.46	\$0.00	0.00	\$37,754.46	\$738.35	1.60%
MILDRED ISD									
CURRENT	36,350.28	0.00	3,852.43	40,202.71	0.00	2.77	40,199.94	203.25	\$5,275,056.48
DELINQUENT	3,381.06	0.00	1,411.53	4,792.59	0.00	0.00	4,792.59	956.78	
TOTAL	\$39,731.34	\$0.00	\$5,263.96	\$44,995.30	\$0.00	2.77	\$44,992.53	\$1,160.03	0.69%
FROST ISD									
CURRENT	11,938.41	0.00	1,537.72	13,476.13	0.00	0.00	13,476.13	19.64	\$1,407,768.26
DELINQUENT	4,947.65	0.00	2,835.68	7,773.33	0.00	0.00	7,773.33	518.19	
TOTAL	\$16,886.06	\$0.00	\$4,363.40	\$21,249.46	\$0.00	0.00	\$21,249.46	\$537.83	0.85%
RENTITION PENALTY									
CURRENT	0.00	0.00	0.00	0.00	0.00	(153.46)	153.46	0.00	
DELINQUENT	0.00	0.00	0.00	0.00	0.00	(3.53)	3.53	0.00	
TOTAL	\$0.00	\$0.00	\$0.00	\$0.00	\$0.00	(156.99)	\$156.99	\$0.00	
GRAND TOTAL:	\$887,849.05	-\$3.01	\$135,372.78	\$1,023,224.84	\$95.08	\$0.00	\$1,023,129.76	\$33,101.95	

YR-TO-DATE % CURRENT COLLECTED

MEMO:	NAVARRO COUNTY GENERAL FUND	TAX CERTIFICATE	REVERSE PAYMENT NSF FEE	YR-TO-DATE % CURRENT COLLECTED
NAVARRO COUNTY GENERAL FUND	\$60,000	\$1,620,000	\$30,000	90.18%
TAX CERTIFICATE				71.35%
REVERSE PAYMENT NSF FEE				91.35%
2 - NAVARRO CO REVOLVING&CLEARING				95.38%
3 - NAVARRO COLLEGE				95.31%
4 - ROAD AND BRIDGE				95.37%
6 - CITY OF RICE				95.27%
7 - NAV FLOOD CONTROL				95.45%
8 - CITY OF KERENS				90.11%
10 - CITY OF CORSICANA				95.98%
11 - CITY OF BARRY				93.23%
12 - CITY OF EMHOUSE				90.38%
13 - CITY OF RICHLAND				90.18%
14 - CITY OF GOODLOW				71.35%
15 - CITY OF FROST				91.35%
16 - CITY OF DAWSON				91.57%
17 - CITY OF BLG GROVE				94.99%
20 - NAVARRO COUNTY EMERGENCY				94.04%
21 - HENDERSON COUNTY LEVEE				95.07%
30 - BLOOMING GROVE ISD				94.81%
31 - CORSICANA ISD				96.08%

✓ = 95,46%

NAVARRO COUNTY, TEXAS
ADVVALOREM TAXES COLLECTED DURING THE MONTH ENDING MAY 31, 2018

461

	TAXES	PENALTY & INTEREST	SUBTOTAL	COLLECTION FEE	RENDITION PENALTY CAD %	NET TAXES DUE	MEMO ONLY ATTORNEY FEES
CURRENT TAXES							
NAVARRO CO REVOLVING&CLEARING	\$183,296.46	\$21,457.39	\$204,753.85	\$0.00	\$28.88	\$204,724.97	\$1,183.40
ROAD AND BRIDGE	\$38,113.79	\$4,462.98	\$42,576.77	\$0.00	\$6.04	\$42,570.73	\$248.05
NAV FLOOD CONTROL	\$3,198.25	\$373.52	\$3,571.77	\$0.00	\$0.47	\$3,571.30	\$20.56
TOTAL	\$224,608.50	\$26,293.89	\$250,902.39	\$0.00	\$35.39	\$250,867.00	\$1,452.01
DELINQUENT TAXES							
NAVARRO CO REVOLVING&CLEARING	\$27,391.22	\$11,255.23	\$38,646.45	\$0.00	\$0.66	\$38,645.79	\$6,899.09
ROAD AND BRIDGE	\$5,718.14	\$2,326.75	\$8,044.89	\$0.00	\$0.14	\$8,044.75	\$1,437.27
NAV FLOOD CONTROL	\$471.05	\$191.89	\$662.94	\$0.00	\$0.01	\$662.93	\$118.14
TOTAL	\$33,580.41	\$13,773.87	\$47,354.28	\$0.00	\$0.81	\$47,353.47	\$8,454.50
NAVARRO CO REVOLVING&CLEARING	210,687.68	32,712.62	243,400.30	0.00	29.54	243,370.76	8,082.49
ROAD AND BRIDGE	43,831.93	6,789.73	50,621.66	0.00	6.18	50,615.48	1,685.32
NAV FLOOD CONTROL	3,669.30	565.41	4,234.71	0.00	0.48	4,234.23	138.70
TOTAL	\$258,188.91	\$40,067.76	\$298,256.67	\$0.00	\$36.20	\$298,220.47	\$9,906.51

962



JUN 05 2018

24 HOUR, LTD.
8911 Directors Row, Dallas, TX 75247
(214) 630-3000 * Fax (214) 638-8378
Texas License # TACLA000987C
www.24hourltd.com

Maintenance Renewal

NAVARRO COUNTY
AUDITOR'S OFFICE

SALES ORDER

Job# M-1506

Sold To: North Texas HIDTA
8404 Esters Blvd., #100
Irving, TX 75063

Attention: Ms. Chris Lunger

Ship To: Same

Date: 5/18/2018

Salesman: Doug Gradick
Begin: July 2018
End: June 2019

FOB: Jobsite

VIA: Seller
PO# Signed

Terms: Net

Telephone#: (972) 915-9501 / Fax (972) 915-9503

Description

24 Hour, Ltd. will automatically send a technician four (4) times per year to do the following preventative maintenance work on 11 units and 1 Liebert:


1. Provide and change air filters. (July, October, January and April)
2. Provide and change fan belts. (Once per year) (July)
3. Check and adjust all belts and pulleys. (Four times per year)
4. Oil and grease motors. (Once per year) (July)
5. Check refrigerant levels. (Three times per year)
6. Inspect and clean drain lines and traps. (Three times per year)
7. Check amperages and voltage. (Four times per year)
8. Inspect heating system in fall or winter. (Once per year) (October)
9. Clean condenser coils with pressure washer. (Once per year) (July)
10. Perform complete visual inspection of equipment. (Four times per year)
11. Provide customer with comprehensive service reports.

Total investment for the above will be \$1,080.00 (including tax) per visit, based on the acceptance within 30 days from the proposal date above. The above does not include parts and labor for any additional service work. This quote will be guaranteed for at least one year from the first visit.

NOTE: Try to send same technician.

Note: 30 Day cancellation by either party.

Permits: <input type="checkbox"/> Yes <input type="checkbox"/> No	GC. Supt.	Telephone Number	Elect.	Telephone
--	-----------	------------------	--------	-----------

Ok to invoice-	Tax Exempt <input type="checkbox"/> Yes <input type="checkbox"/> No # _____
	Signature  REPRESENTATIVE/DATE

Plumber
Telephone Number

963



24 HOUR, LTD.

Air Conditioning • Refrigeration • Heating • Engineering • Fabrication • Maintenance

Maintenance #: M-1506

RE: AIR-CONDITIONING/HEATING PREVENTATIVE MAINTENANCE RENEWAL

It's that time again! I hope our service regarding your H.V.A.C. Preventative Maintenance has been good. If there are areas that we need to improve, please let us know. There is a comment section on the bottom of this page.

If you wish your maintenance visits to continue, please sign the bottom of the agreement and fax back to (214) 638-8378. It's that simple!

The short survey is appreciated. If there are changes regarding your business hours, personnel, etc., please let us know by using the space at the bottom of this page. If you have any questions or concerns, you can reach me, **Doug Gradick** (President of the GP), at (214) 630-3000. Thank you for your business.

Please circle the number that best answers the question, 10 being the best.

- Phone response when calling 1 2 3 4 5 6 7 8 9 10
- Dispatcher's efficiency 1 2 3 4 5 6 7 8 9 10
- Service response time 1 2 3 4 5 6 7 8 9 10
- Technician's expertise 1 2 3 4 5 6 7 8 9 10
- Overall courtesy 1 2 3 4 5 6 7 8 9 10


Our technicians should check in with _____ before beginning service.
 Our technicians should enter through the _____ door.
 Our business hours are from _____ to _____. Saturday we are Closed\Open.

Comments: _____

NOTE: 24 Hour, Ltd. must receive your signed renewal no later than the 15th of the preceding month your maintenance is due. All renewals received after this date will automatically change the maintenance schedule to begin the following month.

Regulated by the Texas Department of Licensing and Regulations, P. O. Box 12157, Austin, Texas 78711, 1-800-803-9202, 512-463-6599.

VERDIN PRODUCT PROTECTION



MAINTAINING YOUR INVESTMENT
of
BELLS & CLOCKS



PROTECT YOUR INVESTMENT WITH THE VERDIN PRODUCT PROTECTION PROGRAM

THANK YOU FOR INVESTING IN A PRODUCT BY VERDIN!

Verdin cast bronze bells, bell ringing equipment, street clocks and tower clocks all represent a capital investment in a legacy product. Now that your legacy has been installed, "Mother Nature" will now begin a long time assault on your investment's moving parts with moisture, heat, cold and dirt.

As with any large mechanical purchase -- like automobiles, homes and commercial air conditioning -- maintenance and lubrication is a must. The same holds true for your Verdin purchase.

No one knows how to service Verdin equipment better than the *Verdin Family*.

Our factory trained engineers, from the time of installation, can maintain your equipment as though it was installed yesterday -- keeping it factory fresh, clean and lubricated so you receive the engineered life expectancy from the product you purchased.

It's a smart way to maintain your investment.



Products left to the elements, without a regular maintenance program, will no longer perform properly over time. Seen below are examples of bell and clock products with and without proper maintenance:

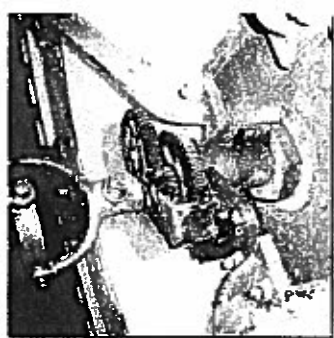
Bell wheel and A-frame




without maintenance



with regular maintenance



without maintenance




with regular maintenance

Clock movement gears


Steel supports for clock head



without maintenance



with regular maintenance



without maintenance



with regular maintenance

Bell mounting bolts

767

VERDIN PRODUCT PROTECTION PROGRAM

Verdin offers a pre-paid maintenance program that is customized for the product that is located on your site. Under this program you would receive:

- Annual visits from a Verdin service engineer to inspect, clean and lubricate the mechanical and electrical components of your Verdin product.
- The program includes up to two hours labor.
- An after-warranty discount of 10% off any replacement parts required. This discount applies even if the parts are damaged by vandalism.

MAINTAIN YOUR INVESTMENT TODAY WITH
THE VERDIN PRODUCT PROTECTION PROGRAM.
TOGETHER, WE WILL MAINTAIN YOUR LEGACY
FOR FUTURE GENERATIONS ...

Contact us today to begin protecting your investment!
800-543-0488
www.verdin.com

ABOUT THE VERDIN COMPANY

The Verdin Company is the premier supplier of bells, carillons, clocks and related products with over 50,000 installations worldwide. For more than 170 years, the Verdins have passed their knowledge on to family members, as well as the craftsmen who work for them. In a field that requires highly specialized skills, the family has used its knowledge and experience to teach the craft of clocks and bells, thus creating the top talent in the industry.



VERDIN PLANNED MAINTENANCE SERVICE

Terms and Conditions

Verdin will provide general maintenance services for the items of equipment specified in this Agreement in accordance with the following terms and conditions:

Verdin agrees to provide routine maintenance services such as lubrication, adjustments, testing of mechanical and electronic control equipment, and general upkeep to slow the process of normal wear and tear.

All maintenance services will be performed by Verdin-approved service technicians who are trained and qualified to provide the services required to maintain Customer's equipment in good operating condition. The routine maintenance services provided under this Agreement does not include the reconditioning or repair of broken equipment, or the provision of replacement parts. Also excluded are repairs or damages caused by accident, fire, water, lightning strikes, power surges, forces of nature, or unwarranted abuse.

Payment for planned maintenance is payable in advance and is non-refundable. Maintenance services that are not completed during the contract period may be performed, in Verdin's discretion, after the expiration of this agreement only if the services were not completed solely as a result of Verdin's failure to meet, or attempt to meet, its obligations under this agreement.

In the event Customer's equipment requires services or parts beyond the scope of this Agreement, Verdin's service representative will provide Customer for its approval an estimate of the costs for such services or parts. Customer will receive a 10% discount on all Verdin parts during the term of this Agreement. To the extent Customer requires additional service calls beyond the scope of this Agreement, such service calls will be charged to Customer at Verdin's established "Preferred rates of \$400.00 1st Hr./\$90.00 ea Hr. thereafter." Invoicing for parts or services beyond the scope of this Agreement will be made at the time the work is completed.

For Canadian Customers, the HST / GST should be self-assessed on the customer's HST / GST tax return. If applicable, the customer may also claim all or a portion of taxes paid as an ITC (Input Tax Credit).

Customer agrees to provide safe and secure access to the equipment specified in this Agreement, including, if necessary, the provision of any lifts or hoists. If Verdin is asked to provide this lift or crane service, it is on a cost plus 20% for the arranging, invoicing and payment thereof.

This Maintenance Agreement is payable in advance. Renewal invoices will be sent to the Customers in this service program every November for the following year.


For questions or concerns on this Verdin service program, please contact the following persons at Verdin:

Lance Fisher National Service Manager 513-487-7338

Carl St Denis PMA Assistant 513-487-7339

811

107



VERDIN

REMIT TO:
The Verdin Company
P.O. Box 632672
Cincinnati, OH 45263-2672

BELLS & CLOCKS
SINCE 1842

PLANNED MAINTENANCE AGREEMENT "PMA"

Invoice/Quote Date: 6/7/2018
Quote Expires 60 days from above date.
Customer #: 022811 ID-Type: Z-TXCO041-PM1
This Agreement includes:

PMA QUOTATION / INVOICE # 0010067

Bill To:
NAVARRO COUNTY COURTHOUSE
601 NORTH 13TH STREET
SUITE 6
CORSICANA, TX 75110

Site Location:
NAVARRO COUNTY COURTHOUSE
601 NORTH 13TH STREET
CORSICANA, TX 75110
Contact: 903-654-3039

Verdin Bell, Clock & Carillon Service
444 Reading Road
Cincinnati, OH 45202
For Service Call 1-800-883-7346
Family Owned and Operated Since 1842

Your bell, carillon and/or clock equipment is unique and designed specifically for you. As such, the maintenance of your equipment is vital. Proper maintenance will dramatically increase the life span of your equipment. Who better to perform this maintenance than a factory trained certified professional. Our service technicians are professionals with an average of 16 1/2 years of service with The I. T. Verdin Company.

YOU DESERVE THE BEST AND WE PROVIDE IT!

**TOTAL PRICE USD \$750.00
PLUS SALES TAX IF APPLICABLE**

Customer Acceptance:


Signature _____ Date 6-11-18

H.M. Davenport, Jr
Printed Name _____ Title _____

Verdin Authorization:

By Lance Fisher, National Service Mgr. Date 6/7/2018
Office (513) 487-7339

1 CALL PMG1
July 1, 2018- June 30, 2019 FOR
CAST BRONZE BELL(S),
BELL RINGING EQUIPMENT &
CONTROLLER,
TOWER CLOCK & CONTROLLER

1. Safe access to equipment, including tower area, must be provided by customer.
2. PMA includes cleaning, lubrication, adjusting and testing each unit covered.
3. PMA covers normal yearly maintenance, but will not include complete equipment overhauls or replacement parts.
4. If it is found that any replacement parts or major alterations are required, the service representative will confer with the owner and submit costs for the owner's approval before performing major repairs or replacements.
5. PMA customers will receive a 10% discount on parts during the contract period. Each PMA call includes up to 2 hours of labor with additional time billed at \$90.00 per hour.
6. This PMA does not cover repairs or damages caused by accident, fire, water, forces of nature, or unwarranted abuse.
7. All maintenance agreements will be handled only by trained personnel qualified to handle the inspection, lubrication, adjustment and repairs necessary to ensure good operating efficiency.
8. Additional service calls beyond the contracted number of visits, as provided for in this agreement, will be charged at our preferred rate of \$450.00 for the first hour or partial hour and \$100.00 per hour thereafter.
9. Invoicing for parts, major alterations or additional service calls will be made at the time work is completed.
10. This PMA is payable in advance. Invoicing for the renewal of this agreement will be made a month or two before the expiration of the current Agreement.
11. Maintenance services that are not completed during the contract period may be performed, at Verdin's discretion, after the expiration of this agreement only if the services were not completed solely as a result of Verdin's failure to meet, or attempt to meet, it's obligations under this agreement.

- SEE TERMS AND CONDITIONS ON BACK -